



1255 Imperial Avenue, Suite 1000
San Diego, CA 92101-7490
619.231.1466 FAX 619.234.3407

Agenda

MEETING OF THE SAN DIEGO METROPOLITAN TRANSIT SYSTEM

BOARD OF DIRECTORS

02-08-16A08:04 RCVD

February 11, 2016

9:00 a.m.

James R. Mills Building
Board Meeting Room, 10th Floor
1255 Imperial Avenue, San Diego

This information will be made available in alternative formats upon request. To request an agenda in an alternative format, please call the Clerk of the Board at least two working days prior to the meeting to ensure availability. Assistive Listening Devices (ALDs) are available from the Clerk of the Board/Assistant Clerk of the Board prior to the meeting and are to be returned at the end of the meeting.

ACTION RECOMMENDED

1. Roll Call
2. Approval of Minutes - January 14, 2016 Approve
3. Public Comments - Limited to five speakers with three minutes per speaker. Others will be heard after Board Discussion items. If you have a report to present, please give your copies to the Clerk of the Board.

Please SILENCE electronics
during the meeting

1255 Imperial Avenue, Suite 1000, San Diego, CA 92101-7490 • (619) 231-1466 • www.sdmts.com

Metropolitan Transit System (MTS) is a California public agency comprised of San Diego Transit Corp., San Diego Trolley, Inc., San Diego and Arizona Eastern Railway Company (nonprofit public benefit corporations), and San Diego Vintage Trolley, Inc., a 501(c)(3) nonprofit corporation, in cooperation with Chula Vista Transit. MTS is the taxicab administrator for seven cities. MTS member agencies include the cities of Chula Vista, Coronado, El Cajon, Imperial Beach, La Mesa, Lemon Grove, National City, Poway, San Diego, Santee, and the County of San Diego.



CONSENT ITEMS

6. Excess Insurance Renewals for Liability and Workers' Compensation Program Approve
Action would approve the purchase of excess liability insurance (at limits of \$75 million less a \$2 million self-insured retention [SIR]) and excess workers' compensation insurance (at statutory limits less a \$1 million SIR). The new policies would be in effect from March 1, 2016 through March 1, 2017.
7. Morena/Linda Vista Trolley Station Renovations - Contract Award Approve
Action would authorize the Chief Executive Officer (CEO) to execute MTS Doc. No. PWL191.0-16 with Palm Engineering Construction Company, Inc. for the provision of services, materials, supplies and equipment for the Morena/Linda Vista Trolley Station Renovations project.
8. Fiscal Year 2016 State Transit Assistance Claim Approve
Action would adopt Resolution No. 16-3, approving the fiscal year (FY) 2016 State Transit Assistance (STA) claim.
9. Security Services Agreement - Contract Amendment Approve
Action would authorize the Chief Executive Officer (CEO) to execute MTS Doc. No. G1299.5-10 to amend the contract with Universal Protection Service (UPS) to authorize additional contract authority of \$900,000 in fiscal year (FY) 2016.
10. Amendment to Chief Executive Officer Employment Agreement Approve
Action would approve an amendment to the Executive Employment Agreement between MTS and Paul C. Jablonski to provide additional compensation and fringe benefits.
11. San Diego Metropolitan Transit System (MTS) Bus Shelters - Contract Award Approve
Action would authorize the Chief Executive Officer (CEO) to execute MTS Doc. No. B0638.0-16 with Tolar Manufacturing Company, Inc. (Tolar) for the provision of Bus Shelters.

CLOSED SESSION

24. a. CLOSED SESSION - CONFERENCE WITH LEGAL COUNSEL - EXISTING LITIGATION Pursuant to California Government Code Section 54956.9(d)(1) Hsiang Hua Sun, aka Cathy Sun v. Metropolitan Transit System San Diego Superior Court Case No. 37-2014-00038135-CU-PO-CTL
- b. CLOSED SESSION - CONFERENCE WITH LEGAL COUNSEL - EXISTING LITIGATION Pursuant to California Government Code Section 54956.9(d)(1) City of San Diego, et al. v. Board of Trustees of California State University San Diego Superior Court Case No. GIC 855643, Court of Appeal Case No. D057446, Supreme Court Case No. S199557
- c. CLOSED SESSION - CONFERENCE WITH LEGAL COUNSEL - EXISTING LITIGATION Pursuant to California Government Code Section 54956.9(d)(1) Allen Koka v. San Diego Metropolitan Transit System, et al. USDC Case No. 15-CV-0763-AJB-KSC

Oral Report of Final Actions Taken in Closed Session

NOTICED PUBLIC HEARINGS

25. None.

DISCUSSION ITEMS

30.	<u>Security Services Agreement - Contract Award (Manuel Guaderrama)</u> Action would authorize the Chief Executive Officer (CEO) to execute MTS Doc. No. G1828.0-15 with Universal Protection Services (UPS) dba Transit Systems Security, for the provision of Security Services for three (3) base years with an option to extend for an additional two (2) years.	Approve
-----	---	---------

REPORT ITEMS

45.	<u>MTS Advertising Campaign (Rob Schupp)</u>	Information
46.	<u>Fiscal Year 2016 Second Quarter Performance Monitoring Report (Denis Desmond)</u>	Information
60.	<u>Chairman's Report</u>	Information
61.	<u>Chief Executive Officer's Report</u>	Information
62.	<u>Board Member Communications</u>	
63.	<u>Additional Public Comments Not on the Agenda</u> If the limit of 5 speakers is exceeded under No. 3 (Public Comments) on this agenda, additional speakers will be taken at this time. If you have a report to present, please furnish a copy to the Clerk of the Board. Subjects of previous hearings or agenda items may not again be addressed under Public Comments.	
64.	<u>Next Meeting Date:</u> March 17, 2016	
65.	<u>Adjournment</u>	

MEETING OF THE SAN DIEGO METROPOLITAN TRANSIT SYSTEM
BOARD OF DIRECTORS
1255 Imperial Avenue, Suite 1000
San Diego, CA 92101

MINUTES

January 14, 2016

1. Roll Call

Chairman Mathis called the Board meeting to order at 9:00 a.m. A roll call sheet listing Board member attendance is attached.

Chairman Mathis brought to the attention of the Board of Directors the revised Board agenda. Karen Landers, General Counsel, briefly discussed the additional closed session item for conference with legal counsel regarding anticipated litigation pursuant to government code section 54956.9(d)(2). She stated that a claim was filed by Natalie DiTerlizzi. Subsequent to the agenda being posted, it became necessary for the Board to receive a briefing on the claim. Ms. Landers stated that a two-thirds favorable vote of the Board is required to add the closed session item to the agenda.

Action Taken

Mr. Minto moved to affirm Ms. Landers' findings and add the closed session item to the January 14, 2016 Board of Directors meeting agenda. Ms. Rios seconded the motion, and the vote was 11 to 0 in favor with Messrs. Alvarez, Gastil and Roberts and Ms. Zapf absent.

2. Approval of Minutes

Ms. Bragg moved to approve the minutes of the December 10, 2015, MTS Board of Directors meeting. Mr. McClellan seconded the motion, and the vote was 11 to 0 in favor with Messrs. Alvarez, Gastil and Roberts and Ms. Zapf absent.

3. Public Comments

Harvey Johnson – Mr. Johnson stated that he is blind and has a service dog. He said that he is upset that he constantly is asked by bus drivers if his dog is a service animal.

Rick Rotterman – Mr. Rotterman commented on the issue of people smoking at bus and trolley stops and the effect it has on children. He provided recommendations on how the non-smoking policy can be enforced on the system.

Michael Horgan – Mr. Horgan asked why the contracted buses have to use a different compass card reader than integrated readers. He inquired on the installation status of the automated vehicle stop announcement feature on the non-contracted buses. Lastly, he asked about the enforcement of the new requirement that will make riders vacate their seats for elderly and disabled.

Mr. Jablonski commented that one of the agenda items today will discuss the elderly and disabled seating penalty under State law. He noted that all buses now have real time

information on the variable message signs. Lastly, he stated that the compass card readers are a different generation fare box.

4. Elect Vice Chair, Chair Pro Tem, and Committee Appointments (Sharon Cooney)

Chairman Mathis referred to the proposed slate of committees which was made by the Ad Hoc Nominating Committee and provided to all Board members for review. He asked if there were any nominations from the floor.

Action Taken

Mr. McClellan moved to elect Ron Roberts as Vice Chairman and Todd Gloria as Chair Pro Tem for 2016. Mr. Minto seconded the motion, and the vote was 13 to 0 in favor with Mr. Roberts and Mr. Gloria abstaining.

Mr. McClellan moved to consider the nominating slate proposed by the Ad Hoc Nominating Committee for the appointment of representatives to MTS committees for 2016 and vote to appoint representatives to those committees. Mr. Minto seconded the motion, and the votes were as follows:

Accessible Services Advisory Committee (ASAC)

- Lorie Bragg, Chairman: 14 to 0 in favor, with Ms. Bragg abstaining.

Airport Authority Advisory Committee

- Harry Mathis, Committee Representative: 14 to 0 in favor, with Mr. Mathis abstaining.
- Ron Roberts, Alternate: 14 to 0 in favor, with Mr. Roberts abstaining.

Audit Oversight Committee

- Ernie Ewin, Chairman: 15 to 0 in favor.
- Harry Mathis, Committee Representative: 14 to 0 in favor, with Mr. Mathis abstaining.
- Ron Roberts, County Representative: 14 to 0 in favor, with Mr. Roberts abstaining.
- Todd Gloria, City of San Diego Representative: 14 to 0 in favor, with Mr. Gloria abstaining.
- Lorie Bragg, South Bay Representative: 14 to 0 in favor, with Ms. Bragg abstaining.
- Bob McClellan, East County Representative: 14 to 0 in favor, with Mr. McClellan abstaining.

Budget Development Committee

- Harry Mathis, Committee Representative: 14 to 0 in favor, with Mr. Mathis abstaining.
- Bob McClellan, Committee Representative: 14 to 0 in favor, with Mr. McClellan abstaining.
- Ron Roberts, Committee Representative: 14 to 0 in favor, with Mr. Roberts abstaining.
- Myrtle Cole, Committee Representative: 14 to 0 in favor, with Ms. Cole abstaining.
- John Minto, Committee Representative: 14 to 0 in favor, with Mr. Minto abstaining.

Executive Committee

- Set by Board Policy.

Joint Committee on Regional Transit (JCRT)

- Harry Mathis, Committee Representative: 14 to 0 in favor, with Mr. Mathis abstaining.
- Jim Cunningham, Committee Representative: 15 to 0 in favor.
- George Gastil, Committee Representative: 14 to 0 in favor, with Mr. Gastil abstaining.

Los Angeles – San Diego Rail Corridor Agency (LOSSAN)

- George Gastil, Committee Representative: 14 to 0 in favor, with Mr. Gastil abstaining.
- Lorie Bragg, Alternate: 14 to 0 in favor, with Ms. Bragg abstaining.

Public Security Committee

- Jim Cunningham, Committee Representative: 15 to 0 in favor.
- George Gastil, Committee Representative: 14 to 0 in favor, with Mr. Gastil abstaining.
- Harry Mathis, Committee Representative: 14 to 0 in favor, with Mr. Mathis abstaining.
- John Minto, Committee Representative: 14 to 0 in favor, with Mr. Minto abstaining.
- Mona Rios, Committee Representative: 14 to 0 in favor, with Ms. Rios abstaining.
- Lorie Zapf, Committee Representative: 14 to 0 in favor, with Ms. Zapf abstaining.

SANDAG Board

- Harry Mathis, Advisory Representative: 14 to 0 in favor, with Mr. Mathis abstaining.
- Mona Rios, Alternate: 14 to 0 in favor, with Ms. Rios abstaining.

SANDAG Regional Planning Committee

- Mona Rios, Committee Representative: 14 to 0 in favor, with Ms. Rios abstaining.
- Myrtle Cole, Alternate: 14 to 0 in favor, with Ms. Cole abstaining.

Taxicab Advisory Committee

- Lorie Zapf, Chair: 14 to 0 in favor, with Ms. Zapf abstaining.
- George Gastil, Alternate: 14 to 0 in favor, with Mr. Gastil abstaining.

CONSENT ITEMS

6. Transit Store Project - Contract Award
Action would authorize the Chief Executive Officer (CEO) to execute MTS Doc. No. PWG196.0-16 with Grahovac Construction Company Inc. (Grahovac) for the Transit Store Project.
7. MTS 69th Street Grade Crossing Replacement - Award Work Order Under a Job Order Contract
Action would authorize the Chief Executive Officer (CEO) to execute Work Order No. MTSJOC7501-03, under MTS Doc. No. PWL182.0-16, with Herzog Construction, Inc. (Herzog) for the provision of services, materials and equipment for the replacement of the grade crossing located at 69th Street on the Orange Line.
8. Adoption of Amended 2016 Conflict of Interest Code
Action would: (1) adopt Resolution No. 16-1 amending the MTS Conflict of Interest Code pursuant to the Political Reform Act (PRA) of 1974; (2) adopt the amended 2016 MTS Conflict of Interest Code; and (3) forward the amended 2016 MTS Conflict of Interest Code to the County of San Diego (the designated code-reviewing body).

9. Trolley On-Board Video Surveillance System (OBVSS) Post Warranty Maintenance and Repair Services - Contract Award
Action would authorize the Chief Executive Officer (CEO) to execute MTS Doc. No. L1294.0-16 with UTC Fire & Security Americas Corporation, Inc. (UTC), for the provision of OBVSS post-warranty maintenance and repair services for three (3) years on MTS Light Rail Vehicles (LRV).
10. California Governor's Office of Emergency Services (CalOES) California Transit Security Grant Program (CTSGP) Funding, Fiscal Year 2015-2016
Action would approve Resolution No. 16-2, authorizing the use of, and application for, \$2,779,445 of California CTSGP for capital projects that provide increased protection against security and safety threats, and/or increases the capacity of transit operators to prepare for and provide disaster-response transportation systems.
11. Investment Report - November 2015

CONSENT ITEM COMMENTS

Ms. Cole commented that she is happy to see consent item number 7 regarding the 69th Street grade crossing replacement. She asked when the project will begin. Mr. Jablonski replied that the project will begin in early March 2016.

Action on Recommended Consent Items

Ms. Cole moved to approve Consent Agenda Item Nos. 6 – 11. Mr. McWhirter seconded the motion, and the vote was 15 to 0 in favor.

CLOSED SESSION

24. Closed Session Items

The Board convened to Closed Session at 9:13 a.m.

- a. CLOSED SESSION - CONFERENCE WITH LABOR NEGOTIATORS Pursuant To California Government Code Section 54957.6
Agency: San Diego Trolley, Inc. (SDTI)
Employee Organization: International Brotherhood of Electrical Workers, Local 465 (Representing SDTI Train Operators, Electromechanics, Servicers and Clerical)
Agency-Designated Representative: Jeff Stumbo
- b. CLOSED SESSION - PUBLIC EMPLOYEE PERFORMANCE EVALUATION/CONFERENCE WITH LABOR NEGOTIATORS - CHIEF EXECUTIVE OFFICER Pursuant to California Government Code Sections 54957 and 54957.6;
Agency-Designated Representative: Harry Mathis
Employee: Paul C. Jablonski
- c. CLOSED SESSION – CONFERENCE WITH LEGAL COUNSEL – ANTICIPATED LITIGATION (SIGNIFICANT EXPOSURE TO LITIGATION PURSUANT TO GOVERNMENT CODE SECTION 54956.9(d)(2)) (Claim filed by Natalie DiTerlizzi)

The Board reconvened to Open Session at 10:42 a.m.

Oral Report of Final Actions Taken in Closed Session

Karen Landers, General Counsel, reported the following:

- a. The Board received a report from agency representatives.
- b. The Board gave a performance evaluation and gave instructions to its negotiator.
- c. The Board received a report from legal counsel.

REPORT / DISCUSSION ITEMS:

30. UC San Diego Blue Line Analysis (Kim Kennedy with UC San Diego Health) (TAKEN OUT OF ORDER)

Mr. Jablonski introduced Kim Kennedy, Executive Director, Marketing and Communications, with UC San Diego Health. He stated that Ms. Kennedy was very instrumental in the effort of the Blue Line naming rights deal. He noted that Ms. Kennedy attended the APTA Annual Meeting in 2015 to present on the naming rights deal between MTS and UC San Diego Health. Ms. Kennedy continued the presentation and she provided a brief background about herself and her history with other partnerships. She reviewed the scale and scope of UC San Diego Health and discussed target markets and business drivers for partnership strategies. Ms. Kennedy reviewed the UC San Diego Health partnership summary and timeline which includes North County Transit District, UC San Diego Transportation Services, San Diego Chargers, United States Olympic Committee, and lastly, the MTS Blue Line. Ms. Kennedy stated that all five partnerships have increased impressions and consumer awareness across the county. She noted that transportation partnerships are undervalued marketing assets. Lastly, she stated that UC San Diego Health has received awards for these partnerships including the AAMC Group on Institutional Advancement (GIA) National Award for Excellence in Integrated Advancement for the UC San Diego Health Partnership Program.

Mr. Gloria commented that this agreement provides many mutual benefits to MTS and its riders including being able to provide a higher level of service.

Mr. Roberts commented that many other transportation agencies are beginning to see that transportation is an undervalued asset and there is a great benefit that can come from these partnerships.

Action Taken

No action taken.

31. Superlative Group - Contract Extension (Rob Schupp) (TAKEN OUT OF ORDER)

Rob Schupp, Director of Marketing and Communications, stated that the Superlative Group has been working with MTS since 2010 to finalize the UC San Diego Blue Line naming rights deal. He noted that during that time, they also began negotiations with other groups on selling our other assets. He stated that staff is recommending to extend the contract by four years to continue their work. Mr. Schupp reviewed the terms of the contract extension.

Mr. Alvarez inquired what the projected future revenue will be for the other assets. Mr. Schupp stated that an asset evaluation was conducted and based on that evaluation, MTS is aware of how much each asset is worth. Mr. Alvarez asked where the revenue monies will go once received and if this money could be saved for the future in case of a recession. Mr. Jablonski replied that MTS has been continuously putting away money in reserves and will reach a reserve of 12.5%.

Action Taken

Mr. McClellan moved to authorize the Chief Executive Officer (CEO) to extend the San Diego Metropolitan Transit System (MTS) contract with the Superlative Group (MTS Doc. No. G1262.0-09), consistent with the draft Amendment No. 5. Ms. Bragg seconded the motion, and the vote was 14 to 0 in favor with Mr. Mullin absent.

NOTICED PUBLIC HEARINGS

25. Amendments to Ordinance No. 13, an Ordinance Regarding Prohibited Conduct Onboard Transit Vehicles, and Prohibited Actions on or About a Transit Facility, Trolley Station or Bus Stop (Samantha Leslie)

Samantha Leslie, Staff Attorney – Regulatory Compliance, reviewed Senate Bill 413 and stated that this bill allows a public transportation agency to enforce as an infraction the act of failing to yield seating reserved for elderly or disabled person in a facility or vehicle. Ms. Leslie reviewed how the policy will be implemented including designating a separate priority seating in each vehicle, apart from the wheelchair/securment area; revising Ordinance No. 13; revising standard operating procedures and training materials; changing the wording of signage for priority seating and wheelchair/securment areas; and providing notice to passengers through rider alerts, take ones and the website.

Public Comments

Clive Richard – Mr. Richard inquired how this policy will be implemented and enforced. He asked how much involvement an operator will have to enforce this policy.

Ms. Landers replied that the new row of seating will be priority for elderly and disabled and will need to be vacated, if needed. She stated that buses and trolleys will not be held up if a rider is not obeying the policy. The operator will call dispatch to send a security officer to meet the bus or trolley at the next stop.

Lorraine Leighton – Ms. Leighton stated that she is in support of this policy change. She asked for the Board members to ride the buses and trolleys to observe the challenges disabled people have while riding.

Action Taken

Ms. Bragg moved to: (1) adopt the proposed amendments to Ordinance No. 13 (An Ordinance regarding prohibited conduct onboard transit vehicles, and prohibited actions on or about a transit facility, trolley station or bus stop); and (2) direct publication of a summary of the amendments to Ordinance No. 13. Mr. Gastil seconded the motion, and the vote was 14 to 0 in favor with Mr. Mullin absent.

REPORT / DISCUSSION ITEMS:

32. San Diego Transit Corporation (SDTC) Pension Investment Status (Larry Marinesi and Jeremy Miller, Representative from RVK)

This report was waived.

Action Taken

No action taken.

33. San Diego Transit Corporation (SDTC) Employee Retirement Plan's Actuarial Valuation as of July 1, 2015 (Robert McCrory and Anne Harper of Cheiron Inc. and Larry Marinesi)

This report was waived.

Mr. Gloria commented that this item was discussed at the Executive Committee meeting and he encourages all of the Board members to keep an eye on the assumptions being made and to the potential budget impact.

Larry Marinesi, Chief Financial Officer, commented a complete actuarial experience study will be conducted and reported back to the Budget Development Committee and the Board of Directors in the spring of this year.

Action Taken

Mr. Alvarez moved to receive the SDTC Employee Retirement Plan's (Plan) actuarial valuation as of July 1, 2015. Mr. Minto seconded the motion, and the vote was 14 to 0 in favor with Mr. Mullin absent.

35. Taxicab Advisory Committee Membership Guidelines (Sharon Cooney) (TAKEN OUT OF ORDER)

Sharon Cooney, Chief of Staff, provided a presentation on the Taxicab Advisory Committee (TAC) membership guidelines. She reviewed the current makeup and recent history of the TAC. Ms. Cooney reviewed the December TAC recommendations which included adding a County Department of Agriculture, Weights and Measures non-voting representative; reducing the number of lease driver representatives from five to one; and increasing the number of Category 2 permit holder representatives (1 to 3 permits) by one. She noted that MTS staff does not agree with this recommendation, because there are still a considerable number of lease drivers still in the system. Ms. Cooney reviewed the MTS staff recommendation which included adding a County Department of Agriculture, Weights and Measures non-voting representative; changing the guidelines to reflect the Board's addition of a non-voting Sheriff's representative; and not recommending a change in the proportion of permit holders and lease drivers.

Public Comments

Kamron Hamidi – Mr. Hamidi commented that he has been on the TAC for five years. He believes that there are too many people that serve on the TAC. He recommended for the TAC

to become smaller. He also recommended freezing the eligibility determination by the date of the elections.

Peter Zschiesche – Mr. Zschiesche stated that he is with the Employee Rights Center and is also representing the United Taxi Workers of San Diego (UTWSD). He stated that they are in favor of the MTS staff recommendation.

Board Comments

Ms. Cooney commented that the recommendation of freezing the TAC eligibility when someone becomes a permit holder should be up to the discretion of the TAC and taken on a case by case basis.

Ms. Cole thanked Ms. Cooney and Bill Kellerman, Taxicab Administration Manager, for their hard work and efforts.

Action Taken

Ms. Cole moved to add a representative from the County of San Diego Department of Agriculture, Weights and Measures as a non-voting member of the Taxicab Advisory Committee and approve revisions to the Taxicab Advisory Committee Guidelines. Ms. Zapf seconded the motion, and the vote was 13 to 0 in favor with Mr. Mullin and Mr. Roberts absent.

34. Taxicab Permitting Report (Sharon Cooney and Bill Kellerman) (TAKEN OUT OF ORDER)

Mr. Kellerman provided a presentation on the progress of taxicab permit issuance. He reviewed the history of the recent City policy changes for taxicab regulation. He discussed the implementation of the new policy changes and stated that in March 2015, MTS received approximately 1,300 interest forms requesting approximately 1,500 total permits. Mr. Kellerman said that a permit applicant fact sheet was developed which outline the new requirements. He reviewed the progress to date, stating the staff has conducted 638 applicant orientations; 258 completed applications have been returned by applicants for processing; 141 taxicabs have passed inspection and are in service; and approximately half the list of interested parties have been processed. He noted that they are currently ahead of their processing projections estimated from June 2015. Mr. Kellerman reviewed the improvements staff implemented to maximize efficiency in processing applications. Lastly, he stated that a typical application timeline is three to four months; however, he noted that each applicant is different and it takes different amounts of time to process applications on a case by case basis.

Public Comments

Tony Hueso – Mr. Hueso stated that he is concerned with the report and believes that there are relevant issues missing for the report. He said that he doesn't think the taxicab industry model is a relevant model anymore, but going towards an obsolete model. Mr. Hueso stated that he believes the current model is too restrictive and regulated compared to other industries.

Board Comments

Mr. Gloria inquired if staff is looking at the fees that are being assessed and if there are going to be any recommendations to change the fees that are being charged. Ms. Cooney replied that

fees are not going to be reviewed at this time, because there has not been a large enough number of permits issued; staff is still be hired and added to help this process; and there are hard costs associated as well. Ms. Cooney also noted that the fees being collected are mostly one-time fees. Mr. Gloria commented that there needs to be more work done to find ways to save the taxicab industry and he said that he is open to additional reforms to ensure that happens.

Ms. Zapf inquired if previous permit holders had to reapply for a new permit. Ms. Cooney replied that they only had to pay their annual fees and go through the inspection process.

Mr. Alvarez asked how many applications have been denied. Mr. Kellerman replied that four to five applications have been denied. Mr. Alvarez inquired about the remaining applications pending. Mr. Kellerman replied that there are different reasons for pending applications, such as the applicant is still in the process of getting their car, obtaining radio service, waiting for their background check to be completed or other various reasons.

Action Taken

No action taken.

36. 2016 State and Federal Legislative Programs (Sharon Cooney)

Ms. Cooney briefly reviewed the 2016 Federal legislative priorities as well as the 2016 State legislative priorities.

Action Taken

Ms. Zapf moved to approve staff recommendations for 2016 federal and state legislative programs. Mr. McClellan seconded the motion, and the vote was 10 to 0 in favor with Messrs. Alvarez, Minto, Mullin and Roberts and Ms. Salas absent.

37. MTS Advertising Campaign (Rob Schupp)

This item was deferred to the February 11, 2016 meeting.

Action Taken

No action taken.

38. Operations Budget Status Report for November 2015 (Mike Thompson)

This report was waived.

Action Taken

No action taken.

60. Chairman's Report

There was no Chairman's report.

61. Chief Executive Officer's Report

Mr. Jablonski reported that he traveled to Sacramento on two separate occasions to discuss the zero emission bus (ZEB) matter. The first trip he met with Richard Corey, Executive Director of the California Air Resources Board (CARB), and the second trip he met with representatives from the Governor's office. He stated that he also traveled to Orange County to meet with the transit advisory group which was formed to advise CARB on the ZEB issue. He also noted that he was elected Chair of that committee.

62. Board Member Communications

Mr. Gastil noted that he recently attended the Facilitating Access to Coordinated Transportation (FACT) 10th anniversary event.

63. Additional Public Comments on Items Not on the Agenda

There were no additional public comments.

64. Next Meeting Date

The next regularly scheduled Board meeting is February 11, 2016.

65. Adjournment

Chairman Mathis adjourned the meeting at 12:05 p.m.



Chairperson
San Diego Metropolitan Transit System

Filed by:

Approved as to form:



Clerk of the Board
San Diego Metropolitan Transit System



General Counsel
San Diego Metropolitan Transit System

Attachment: Roll Call Sheet

SAN DIEGO METROPOLITAN TRANSIT SYSTEM
BOARD OF DIRECTORS
ROLL CALL

MEETING OF (DATE): January 14, 2016

CALL TO ORDER (TIME): 9:00 a.m.

RECESS: _____

RECONVENE: _____

CLOSED SESSION: 9:13 a.m.

RECONVENE: 10:42 a.m.

PUBLIC HEARING: 11:09 a.m.

RECONVENE: 11:25 a.m.

ORDINANCES ADOPTED: 1

ADJOURN: 12:05 p.m.

BOARD MEMBER	(Alternate)	PRESENT (TIME ARRIVED)	ABSENT (TIME LEFT)
ALVAREZ	<input checked="" type="checkbox"/> (Cate) <input type="checkbox"/>	9:06 a.m.	12:00 p.m.
BRAGG	<input checked="" type="checkbox"/> (Spriggs) <input type="checkbox"/>	9:00 a.m.	12:05 p.m.
COLE	<input checked="" type="checkbox"/> (Cate) <input type="checkbox"/>	9:00 a.m.	12:05 p.m.
CUNNINGHAM	<input type="checkbox"/> (Mullin) <input checked="" type="checkbox"/>	9:00 a.m.	11:05 a.m.
GASTIL	<input checked="" type="checkbox"/> (Jones) <input type="checkbox"/>	9:06 a.m.	12:05 p.m.
GLORIA	<input checked="" type="checkbox"/> (Cate) <input type="checkbox"/>	9:00 a.m.	12:05 p.m.
MATHIS	<input checked="" type="checkbox"/>	9:00 a.m.	12:05 p.m.
MCCLELLAN	<input checked="" type="checkbox"/> (Ambrose) <input type="checkbox"/>	9:00 a.m.	12:05 p.m.
MCWHIRTER	<input checked="" type="checkbox"/> (Arapostathis) <input type="checkbox"/>	9:00 a.m.	12:05 p.m.
MINTO	<input checked="" type="checkbox"/> (McNelis) <input type="checkbox"/>	9:00 a.m.	11:40 a.m.
RIOS	<input checked="" type="checkbox"/> (Sotelo-Solis) <input type="checkbox"/>	9:00 a.m.	12:05 p.m.
ROBERTS	<input checked="" type="checkbox"/> (Cox) <input type="checkbox"/>	9:07 a.m.	11:30 a.m.
SALAS	<input checked="" type="checkbox"/> (Miesen) <input type="checkbox"/>	9:00 a.m.	11:53 a.m.
WOIWODE	<input checked="" type="checkbox"/> (Sandke) <input type="checkbox"/>	9:00 a.m.	12:05 p.m.
ZAPF	<input checked="" type="checkbox"/> (Cate) <input type="checkbox"/>	9:07 a.m.	12:05 p.m.

SIGNED BY THE CLERK OF THE BOARD: Julia Tuer

CONFIRMED BY THE GENERAL COUNSEL: Kary Cera



AGENDA ITEM NO.

3

REQUEST TO SPEAK FORM

ORDER REQUEST RECEIVED

1

PLEASE SUBMIT THIS COMPLETED FORM (AND YOUR WRITTEN STATEMENT) TO THE CLERK OF THE BOARD PRIOR TO DISCUSSION OF YOUR ITEM

1. INSTRUCTIONS

This Request to Speak form must be filled out and submitted in advance of the discussion of your item to the Clerk of the Board (please attach any written statement to this form). Communications on hearings and agenda items are generally limited to three minutes per person unless the Board authorizes additional time; however, the Chairperson may limit comment to one or two minutes each if there are multiple requests to speak on a particular item. General public comments on items not on the agenda are limited to three minutes. Please be brief and to the point. No yielding of time is allowed. Subjects of previous hearings or agenda items may not again be addressed under General Public Comments.

(PLEASE PRINT)

Date	2/11/14
Name	Steve Padilla
Address	727 E. San Ysidro Blvd SD CA
Telephone	619 885-1149
Organization Represented	GRAND CENTRAL WEST LLC
Subject of Your Remarks	SYPS / Public Safety
Regarding Agenda Item No.	3
Your Comments Present a Position of:	<input type="checkbox"/> SUPPORT <input type="checkbox"/> OPPOSITION

2. TESTIMONY AT NOTICED PUBLIC HEARINGS

At Public Hearings of the Board, persons wishing to speak shall be permitted to address the Board on any issue relevant to the subject of the Hearing.

3. DISCUSSION OF AGENDA ITEMS

The Chairman may permit any member of the public to address the Board on any issue relevant to a particular agenda item.

4. GENERAL PUBLIC COMMENTS ON MATTERS NOT ON THE AGENDA

Public comment on matters not on the agenda will be limited to five speakers with three minutes each, under the Public Comment Agenda Item. Additional speakers will be heard at the end of the Board's Agenda.

REMEMBER: Subjects of previous hearings or agenda items may not again be addressed under General Public Comments.



AGENDA ITEM NO.

3

REQUEST TO SPEAK FORM

ORDER REQUEST RECEIVED

2

PLEASE SUBMIT THIS COMPLETED FORM (AND YOUR WRITTEN STATEMENT) TO THE CLERK OF THE BOARD PRIOR TO DISCUSSION OF YOUR ITEM

1. INSTRUCTIONS

This Request to Speak form must be filled out and submitted in advance of the discussion of your item to the Clerk of the Board (please attach any written statement to this form). Communications on hearings and agenda items are generally limited to three minutes per person unless the Board authorizes additional time; however, the Chairperson may limit comment to one or two minutes each if there are multiple requests to speak on a particular item. General public comments on items not on the agenda are limited to three minutes. Please be brief and to the point. No yielding of time is allowed. Subjects of previous hearings or agenda items may not again be addressed under General Public Comments.

(PLEASE PRINT)

Date	2/11/2016
Name	JOSE SAHAGUN JR.
Address	727 E. SAN YSIDRO BLVD, S.D.
Telephone	
Organization Represented	Rapid Connection
Subject of Your Remarks	SYPS BUS TERMINAL
Regarding Agenda Item No.	3
Your Comments Present a Position of:	<input type="checkbox"/> SUPPORT <input type="checkbox"/> OPPOSITION

2. TESTIMONY AT NOTICED PUBLIC HEARINGS

At Public Hearings of the Board, persons wishing to speak shall be permitted to address the Board on any issue relevant to the subject of the Hearing.

3. DISCUSSION OF AGENDA ITEMS

The Chairman may permit any member of the public to address the Board on any issue relevant to a particular agenda item.

4. GENERAL PUBLIC COMMENTS ON MATTERS NOT ON THE AGENDA

Public comment on matters not on the agenda will be limited to five speakers with three minutes each, under the Public Comment Agenda Item. Additional speakers will be heard at the end of the Board's Agenda.

REMEMBER: Subjects of previous hearings or agenda items may not again be addressed under General Public Comments.

February 11, 2016

Hon. Harry Mathis, Chairman
Metropolitan Transit System
1255 Imperial Avenue
San Diego, CA 92101

Chairman Mathis and members of the board:

My name is Jose Sahagun Jr. and I represent Rapid Connection. We are a licensed transportation service operating 4 buses which utilize the bus terminal managed by SYPS. We are tenants of GCW which owns the McDonald's Trolley Station building.

I want to bring to the board's attention concerns about the management of the terminal, and your efforts to restrict access to the terminal and their impacts on our business and passengers.

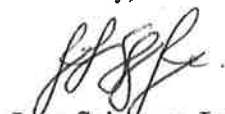
It is our understanding that MTS is seeking to close access to the bus terminal from our building through a lawsuit claiming that people entering the terminal from the building are trespassing. Closing off this access will negatively impact our business and our passengers. Passengers and the general public connecting from the trolley to the bus terminal should not have to walk around the building and up a grade, across parking lot entrances and through taxis, jitneys, buses and van traffic to get to the terminal. This is especially true when you consider that hundreds of people walk across the terminal using the sidewalk behind the building on a daily basis. The general public routinely enters the building from the terminal and also crosses to the pedestrian ramp taking them to Mexico.

During our tenancy I have personally observed unequal treatment of bus and van operators. Smaller operators have been held to a 1 vehicle loading rule and 30 minute time limit while Greyhound Company buses have not.

Recently I discovered that Greyhound drivers had approached employees of our company suggesting a "under the table" scheme to offer after-hour service to Tijuana. In this scheme Greyhound drivers would deliver passengers who purchased tickets kept off the books and the employees would split the proceeds.

It is important that all operators be treated equally and that direct, safe access to the terminal be maintained. Thank You for your time.

Sincerely,



Jose Sahagun Jr
Rapid Connection



AGENDA ITEM NO.

3

REQUEST TO SPEAK FORM

ORDER REQUEST RECEIVED

3

PLEASE SUBMIT THIS COMPLETED FORM (AND YOUR WRITTEN STATEMENT) TO THE CLERK OF THE BOARD PRIOR TO DISCUSSION OF YOUR ITEM

1. INSTRUCTIONS

This Request to Speak form must be filled out and submitted in advance of the discussion of your item to the Clerk of the Board (please attach any written statement to this form). Communications on hearings and agenda items are generally limited to three minutes per person unless the Board authorizes additional time; however, the Chairperson may limit comment to one or two minutes each if there are multiple requests to speak on a particular item. General public comments on items not on the agenda are limited to three minutes. Please be brief and to the point. No yielding of time is allowed. Subjects of previous hearings or agenda items may not again be addressed under General Public Comments.

(PLEASE PRINT)

Date	2-11-06 2-11-08
Name	Tom Batherson Tom Brill
Address	Point Loma
Telephone	619-382-2575
Organization Represented	
Subject of Your Remarks	improved service
Regarding Agenda Item No.	
Your Comments Present a Position of:	<input type="checkbox"/> <input checked="" type="checkbox"/> SUPPORT <input type="checkbox"/> <input checked="" type="checkbox"/> OPPOSITION

2. TESTIMONY AT NOTICED PUBLIC HEARINGS

At Public Hearings of the Board, persons wishing to speak shall be permitted to address the Board on any issue relevant to the subject of the Hearing.

3. DISCUSSION OF AGENDA ITEMS

The Chairman may permit any member of the public to address the Board on any issue relevant to a particular agenda item.

4. GENERAL PUBLIC COMMENTS ON MATTERS NOT ON THE AGENDA

Public comment on matters not on the agenda will be limited to five speakers with three minutes each, under the Public Comment Agenda Item. Additional speakers will be heard at the end of the Board's Agenda.

REMEMBER: Subjects of previous hearings or agenda items may not again be addressed under General Public Comments.



AGENDA ITEM NO.

3

REQUEST TO SPEAK FORM

ORDER REQUEST RECEIVED

4

PLEASE SUBMIT THIS COMPLETED FORM (AND YOUR WRITTEN STATEMENT) TO THE CLERK OF THE BOARD PRIOR TO DISCUSSION OF YOUR ITEM

1. INSTRUCTIONS

This Request to Speak form must be filled out and submitted in advance of the discussion of your item to the Clerk of the Board (please attach any written statement to this form). Communications on hearings and agenda items are generally limited to three minutes per person unless the Board authorizes additional time; however, the Chairperson may limit comment to one or two minutes each if there are multiple requests to speak on a particular item. General public comments on items not on the agenda are limited to three minutes. Please be brief and to the point. No yielding of time is allowed. Subjects of previous hearings or agenda items may not again be addressed under General Public Comments.

(PLEASE PRINT)

Date	2/11/2016		
Name	ERIK LOPEZ		
Address	727 E. SAN YSIDRO BLVD S.D.		
Telephone			
Organization Represented	FUTURA NET		
Subject of Your Remarks	SUYS BUS TERMINAL		
Regarding Agenda Item No.			
Your Comments Present a Position of:	<input type="checkbox"/>	SUPPORT	<input type="checkbox"/> OPPOSITION

2. TESTIMONY AT NOTICED PUBLIC HEARINGS

At Public Hearings of the Board, persons wishing to speak shall be permitted to address the Board on any issue relevant to the subject of the Hearing.

3. DISCUSSION OF AGENDA ITEMS

The Chairman may permit any member of the public to address the Board on any issue relevant to a particular agenda item.

4. GENERAL PUBLIC COMMENTS ON MATTERS NOT ON THE AGENDA

Public comment on matters not on the agenda will be limited to five speakers with three minutes each, under the Public Comment Agenda Item. Additional speakers will be heard at the end of the Board's Agenda.

REMEMBER: Subjects of previous hearings or agenda items may not again be addressed under General Public Comments.



AGENDA ITEM NO.

3

REQUEST TO SPEAK FORM

ORDER REQUEST RECEIVED

5

PLEASE SUBMIT THIS COMPLETED FORM (AND YOUR WRITTEN STATEMENT) TO THE CLERK OF THE BOARD PRIOR TO DISCUSSION OF YOUR ITEM

1. INSTRUCTIONS

This Request to Speak form must be filled out and submitted in advance of the discussion of your item to the Clerk of the Board (please attach any written statement to this form). Communications on hearings and agenda items are generally limited to three minutes per person unless the Board authorizes additional time; however, the Chairperson may limit comment to one or two minutes each if there are multiple requests to speak on a particular item. General public comments on items not on the agenda are limited to three minutes. Please be brief and to the point. No yielding of time is allowed. Subjects of previous hearings or agenda items may not again be addressed under General Public Comments.

(PLEASE PRINT)

Date	2-11-16		
Name	Dennis Wahl		
Address	425 Aldwych Rd El Cajon		
Telephone	619 508 1884		
Organization Represented	—		
Subject of Your Remarks	Senior fare collection		
Regarding Agenda Item No.	3		
Your Comments Present a Position of:	<input type="checkbox"/>	SUPPORT	<input type="checkbox"/> OPPOSITION

2. TESTIMONY AT NOTICED PUBLIC HEARINGS

At Public Hearings of the Board, persons wishing to speak shall be permitted to address the Board on any issue relevant to the subject of the Hearing.

3. DISCUSSION OF AGENDA ITEMS

The Chairman may permit any member of the public to address the Board on any issue relevant to a particular agenda item.

4. GENERAL PUBLIC COMMENTS ON MATTERS NOT ON THE AGENDA

Public comment on matters not on the agenda will be limited to five speakers with three minutes each, under the Public Comment Agenda Item. Additional speakers will be heard at the end of the Board's Agenda.

REMEMBER: Subjects of previous hearings or agenda items may not again be addressed under General Public Comments.



AGENDA ITEM NO.

3

REQUEST TO SPEAK FORM

ORDER REQUEST RECEIVED

6

PLEASE SUBMIT THIS COMPLETED FORM (AND YOUR WRITTEN STATEMENT) TO THE CLERK OF THE BOARD PRIOR TO DISCUSSION OF YOUR ITEM

1. INSTRUCTIONS

This Request to Speak form must be filled out and submitted in advance of the discussion of your item to the Clerk of the Board (please attach any written statement to this form). Communications on hearings and agenda items are generally limited to three minutes per person unless the Board authorizes additional time; however, the Chairperson may limit comment to one or two minutes each if there are multiple requests to speak on a particular item. General public comments on items not on the agenda are limited to three minutes. Please be brief and to the point. No yielding of time is allowed. Subjects of previous hearings or agenda items may not again be addressed under General Public Comments.

(PLEASE PRINT)

Date			
Name	ZACH BAKUNHOZST		
Address	1028 BROADWAY		
Telephone	310 927 0926		
Organization Represented	ZB SAVOY		
Subject of Your Remarks	CONSTRUCTION 11TH + BROADWAY		
Regarding Agenda Item No.			
Your Comments Present a Position of:	<input type="checkbox"/>	<input checked="" type="checkbox"/> SUPPORT	<input type="checkbox"/> OPPOSITION

2. TESTIMONY AT NOTICED PUBLIC HEARINGS

At Public Hearings of the Board, persons wishing to speak shall be permitted to address the Board on any issue relevant to the subject of the Hearing.

3. DISCUSSION OF AGENDA ITEMS

The Chairman may permit any member of the public to address the Board on any issue relevant to a particular agenda item.

4. GENERAL PUBLIC COMMENTS ON MATTERS NOT ON THE AGENDA

Public comment on matters not on the agenda will be limited to five speakers with three minutes each, under the Public Comment Agenda Item. Additional speakers will be heard at the end of the Board's Agenda.

REMEMBER: Subjects of previous hearings or agenda items may not again be addressed under General Public Comments.

1255 Imperial Avenue, Suite 1000
San Diego, CA 92101-7490
(619) 231-1466 • FAX (619) 234-3407

Agenda Item No. 6

MEETING OF THE SAN DIEGO METROPOLITAN TRANSIT SYSTEM BOARD OF DIRECTORS

February 11, 2016

SUBJECT:

**EXCESS INSURANCE RENEWALS FOR LIABILITY AND WORKERS'
COMPENSATION PROGRAM**

RECOMMENDATION:

That the Board of Directors approve the purchase of excess liability insurance (at limits of \$75 million less a \$2 million self-insured retention [SIR]) and excess workers' compensation insurance (at statutory limits less a \$1 million SIR). The new policies would be in effect from March 1, 2016 through March 1, 2017.

Budget Impact

The combined proposed premium for both lines of coverage, including taxes and fees, would be \$1,553,530 for the one year period. The total premium for the excess liability insurance and the excess workers' compensation insurance represents a 0.46% (or \$7,176) increase over the expiring policies. Terrorism coverage is included in both lines.

The specific allocation among MTS, San Diego Transit Corporation (SDTC), San Diego Trolley, Inc. (SDTI), and San Diego and Arizona Eastern (SD&AE) Railway Company is based on the underwriting exposure. Costs associated with the excess insurance policies are allocated across two fiscal years. For fiscal year 2016, staff estimates that all of the agencies will be within budget. No budget adjustment is proposed at this time. Fiscal year 2017 budgets are being developed, and funds will be designated and included within them.

The approximate annual breakdown between the agencies is noted within the table below.

COMBINED TOTAL EXCESS INSURANCE PREMIUMS					
AGENCY	MTS	SDTC	SDTI	SD&AE	TOTAL
Excess Liability	\$160,651	\$595,746	\$568,972	\$13,388	\$1,338,757
Excess Workers' Comp.	\$25,773	\$95,573	\$91,279	\$2,148	\$214,773
Total Excess Premium	\$186,424	\$691,319	\$660,251	\$15,536	\$1,553,530
Combined Excess Split	12.0%	44.5%	42.5%	1.0%	



DISCUSSION:

MTS, SDTC, SDTI, and SD&AE jointly purchase commercial general liability insurance to finance large catastrophic losses for bodily injury, property damage and other damage claims in excess of a self-insured retention of \$2 million per occurrence. The agencies also jointly purchase an excess workers' compensation policy to supplement the self-insured program of \$1 million per occurrence. The existing policies will expire on March 1, 2016. MTS's insurance broker, Alliant Insurance Services, Inc., has worked extensively with staff and several insurance companies to obtain the best coverage possible for the forthcoming year. Staff is very pleased with the results this year.

Current Program

MTS currently has excess liability coverage with four layers of insurance limits from various insurance companies. These layers provide for a total general liability limit of \$75 million. The policies each contain coverage for acts of terrorism. The current cost of these policies, including taxes and fees, is \$1,338,757. In addition, MTS purchases excess workers' compensation insurance at statutory limits (i.e., the maximum benefit the State would allow for a single accident/injury) for a cost of \$207,597. These premiums totaled \$1,546,354 under the current program structure.

Proposed Program

The proposed liability insurance program is also anticipated to include four policy layers and would carry a self-insured retention of \$2 million for general liability and public entity excess liability. All of this coverage (including MTS's self-insured retention) would provide full limits up to \$75 million at an annual cost of approximately \$1,338,757. There is no premium change from last year's premiums despite an increase in revenue miles, which is one category upon which premiums are calculated.

An excess workers' compensation policy is also being recommended for purchase at statutory limits less a \$1 million insurance deductible. The premium cost for this policy is \$214,773, which represents a \$7,176 increase over last year's premium for the same limits and retention.

The total premium of \$1,553,530 for the combined excess liability and excess workers' compensation coverage represents an overall 0.46% increase compared to the previous year because the excess liability premiums did not change.

COVERAGE	INSURER	AM BEST RATING	LIMIT & ATTACHMENT	TOTAL PREMIUM
Excess Workers' Comp.	Arch Insurance Company	A+ XV	Statutory x \$1M SIR	\$214,773
1st Layer Excess Liability	National Casualty Co. (Civic Risk)	A+ XV	\$10M x \$2M SIR	\$716,541
2nd Layer Excess Liability	Berkley National Insurance Company	A+ XV	\$15M x \$10M x \$2M SIR	\$299,416
3rd Layer Excess Liability	Great American Assurance Co.	A XIII	\$25M x \$25M x \$2M SIR	\$224,000
4th Layer Excess Liability	Allied World Assurance Co. (AWAC)	A XV	\$23M x \$50M x \$2M SIR	\$98,800
				\$1,553,530

Renewal Issues – Underwriting Base

Premium rates for the general liability coverage are based on a combination of passenger counts, revenue miles, construction costs, loss history and current market conditions. For excess workers' compensation, premiums are largely driven by payroll as well as loss history and current market conditions.

Public Entity Market - Recent Observations

There is currently a favorable (or soft) market for both the excess general liability and excess workers' compensation lines of coverage. The liability insurance carriers that submitted quotes this year continue to have the capacity and willingness to insure public transit risks, such as MTS. With the transfer of its lead liability layer to a new carrier in March 2015, MTS realized just over a \$53,000 premium savings that year. The renewal quote for this year has remained flat, which indicates that the incumbent lead carrier is interested in building on the success of the first year's partnership with MTS. MTS was also able to retain its long-standing \$2M self-insured retention.

The excess workers' compensation insurance placement was also less challenging this year than in years past. The \$7,176 premium increase that MTS is experiencing this year is based solely on an increase in projected payroll. The excess workers' compensation insurance market continues to be very narrow; however, there was renewed interest from the incumbent carrier to retain MTS's business.

Overall, MTS's insurance broker, Alliant, did an outstanding job negotiating an advantageous, low cost excess liability and workers' compensation insurance program for MTS this year.


Paul C. Jablonski
Chief Executive Officer

Key Staff Contact: Sharon Cooney, 619-557-4513, Sharon.Cooney@sdmts.com

Attachment: A. MTS 2016-17 Excess Liability & Excess Workers' Compensation Insurance Proposal

San Diego Metropolitan Transit System

EXCESS LIABILITY & EXCESS WORKERS' COMPENSATION INSURANCE PROPOSAL 2016-2017

Presented on January 26, 2016 by:



*100 Pine Street, 11th Floor
San Francisco, CA 94111
(415) 403-1400 / Fax # (415) 874-4812*

Alliant Insurance Services, Inc.
CA License No. 0C36861
www.alliant.com



TABLE OF CONTENTS

	Pages
Your Service Team	3
Public Entity Market – Recent Observations	4
Liability and Workers' Compensation Exhibit	5
Cost of Risk – Renewal Premium Comparison	6
Historical Pricing and Layering Exhibit	7
Line of Coverage – Excess Liability Layer 1 – National Casualty	8
Line of Coverage – Excess Liability Layer 2 – Berkley	10
Line of Coverage – Excess Liability Layer 3 – Great American	13
Line of Coverage – Excess Liability Layer 4 – AWAC	16
Line of Coverage – Excess Workers Comp – Arch	20
Disclosures	22
Certificates / Evidence of Insurance	24
Including Links to Glossary of Insurance Terms	
Other Alliant Services:	25
HR Membership Program	
Alliant Loss Control Services	
Bind Coverage Request	27
TRIA Forms for Signature	28



YOUR SERVICE TEAM

Dennis Mulqueenev

Senior Vice President
DMulqueenev@alliant.com
Team Leader

Phone: (415) 403-1421
Cell: (415) 309-9926

Brian White

Vice President
BWhite@alliant.com
Liability Specialist

Phone: (206) 204-9126
Cell: (415) 203-5983

Kevin Bibler, ARM

Senior Vice President
KBibler@alliant.com
Property Specialist

Phone: (916) 643-2719
Cell: (916) 759-8330

Rachel Ramos, AIS, CISR

Account Manager
RRamos@alliant.com
Liability and Property CSR

Phone: (415) 403-1424

Robert Frey

First Vice President, Claims Manager
RFrey@alliant.com
Claims Consultant

Phone: (415) 403-1445
Cell: (415) 518-8490

Tim Leech

First Vice President, Director Risk Management
TLeech@alliant.com
Loss Control Consultant

Phone: (949) 260-5008
Cell: (949) 514-0367

Jim Castle

Senior Executive Vice President
JCastle@alliant.com

Phone: (916) 849-3807
Cell: (619) 813-0349

Alliant Insurance Services, Inc.
CA License No. 0C36861
Alliant.com



Construction Specialist

2016 - 17 Public Entity Market – Recent Observations

Lead Liability Markets

- Interest in lead (primary) position for transit risks remains available, but limited relative to other classes;
- Accounts with good loss history and reasonable self-insured retention levels pursued;
- Continued Underwriter focus on Claims Handling and Risk Transfer strategies;
- Increased interest in writings from Bermuda based markets however forms are less competitive than domestic options;
- National Casualty interested in building on success of first years partnership.

Excess Liability Markets

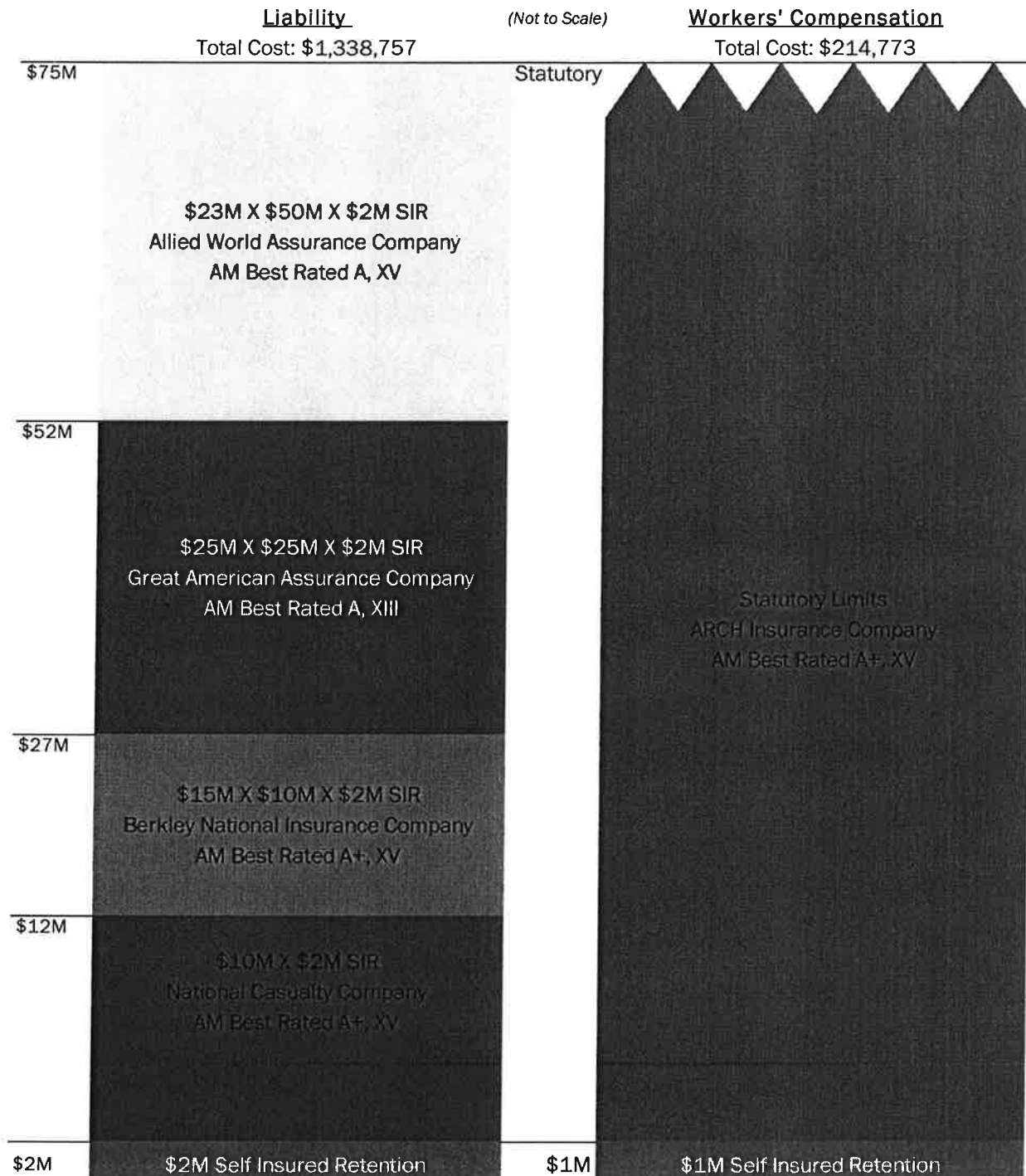
- Capacity remains plentiful and healthy, especially excess of higher attachment points (\$10M - \$20M), and for good risk like SD MTS;
- Pricing stable, but also dependent on lead layer direction.

Workers' Compensation Markets

- Less challenging than years past, some softening on attractive accounts such as SD MTS, however remains a potentially difficult line depending on loss history and attachment levels;
- Medical inflation could be softening;
- Obesity & the aging workforce – the perfect storm?
- Market continues to be very narrow however renewed interest levels from existing carriers



LIABILITY AND WORKERS COMP EXHIBIT



Alliant Insurance Services, Inc.
CA License No. 0C36861
Alliant.com

COST OF RISK – RENEWAL PREMIUM COMPARISON

Expiring Compared to Renewal: Net of Commission and Includes TRIA

Coverage	Expiring	Renewal
Excess Liability – Layer 1	\$716,541*	\$716,541*
Excess Liability – Layer 2	\$299,416	\$299,416
Excess Liability – Layer 3	\$224,000	\$224,000
Excess Liability – Layer 4	\$98,800	\$98,800
<i>Excess Liability Sub Total:</i>	<i>\$1,338,757</i>	<i>\$1,338,757</i>
Excess Workers' Compensation	\$207,597	\$214,773
Total Annual Premium	\$1,546,354	\$1,553,530

* Net of commission to Alliant



Liability Renewal Layering Analysis

12/13 Expired										
Layer		Limit & Attachment	Annual Premium w/o Terrorism	Terrorism Surcharge	Terrorism Elected	Gross Premium	Surplus Lines Taxes & Fees 3.25%	Grand Total (w/ SL T&F's)	Price / MIL (incl TRIA)	change over expiring
1	Starr Indemnity & Liability Company (Admitted)	10M x 2M SIR	\$ 701,400	\$ 14,029	Yes	\$ 715,429		\$ 715,429	\$ 71,542.90	No Data Available
2	Endurance (Non-Admitted)	15M x 10M x 2M SIR	\$ 312,289	\$ 1,463	Yes	\$ 313,752	\$ 10,197	\$ 323,949	\$ 20,916.80	No Data Available
3	Great American (Admitted)	25M x 25M x 2M SIR	\$ 222,750	\$ 2,250	Yes	\$ 225,000		\$ 225,000	\$ 9,000.00	No Data Available
4	AWS Surplus (Non-Admitted)	23M x 50M x 2M SIR	\$ 104,799	\$ 4,569	Yes	\$ 109,368	\$ 3,554	\$ 109,368	\$ 4,755.13	No Data Available
TOTAL			\$1,341,238			\$1,363,649		\$1,373,746		

15/14 Expired										
Layer		Limit & Attachment	Annual Premium w/o Terrorism	Terrorism Surcharge	Terrorism Elected	Gross Premium	Surplus Lines Taxes & Fees 3.20%	Grand Total (w/ SL T&F's)	Price / MIL (incl TRIA)	change over expiring
1	Starr Indemnity & Liability Company (Admitted)	10M x 2M SIR	\$ 718,700	\$ 14,374	Yes	\$ 733,074		\$ 733,074	\$ 73,307.40	2.47%
2	Berkley Custom (Admitted)	15M x 10M x 2M SIR	\$ 286,382	\$ 2,863	Yes	\$ 289,245		\$ 289,245	\$ 19,283.00	-10.71%
3	Great American (Admitted)	25M x 25M x 2M SIR	\$ 214,850	\$ 2,150	Yes	\$ 217,000		\$ 217,000	\$ 8,680.00	-3.56%
4	AWAC (Admitted)	23M x 50M x 2M SIR	\$ 94,050	\$ 950	Yes	\$ 95,000		\$ 95,000	\$ 4,130.43	-13.14%
TOTAL			\$1,313,982			\$ 1,334,319		\$ 1,334,319		

14/16 Expired										
Layer		Limit & Attachment	Annual Premium w/o Terrorism	Terrorism Surcharge	Terrorism Elected	Gross Premium	Surplus Lines Taxes & Fees 3.20%	Grand Total (w/ SL T&F's)	Price / MIL (incl TRIA)	change over expiring
1	Starr Indemnity & Liability Company (Admitted)	10M x 2M SIR	\$ 754,500	\$ 15,090	Yes	\$ 769,590		\$ 769,590	\$ 76,959.00	4.98%
2	Berkley National (Admitted)	15M x 10M x 2M SIR	\$ 296,451	\$ 2,965	Yes	\$ 299,416		\$ 299,416	\$ 19,961.07	3.52%
3	Great American (Admitted)	25M x 25M x 2M SIR	\$ 221,760	\$ 2,240	Yes	\$ 224,000		\$ 224,000	\$ 8,960.00	3.23%
4	AWAC (Admitted)	23M x 50M x 2M SIR	\$ 97,812	\$ 988	Yes	\$ 98,800		\$ 98,800	\$ 4,295.65	4.00%
TOTAL			\$1,370,523			\$ 1,391,806		\$ 1,391,806		

16/16 Bound										
Layer		Limit & Attachment	Annual Premium w/o Terrorism	Terrorism Surcharge	Terrorism Elected	Gross Premium	Surplus Lines Taxes & Fees 3.20%	Grand Total (w/ SL T&F's)	Price / MIL (incl TRIA)	change over expiring
1	National Casualty Company (Admitted) ***	10M x 2M SIR	\$ 788,274	\$ 7,883	Yes	\$ 796,157		\$ 796,157	\$ 79,615.70	3.45%
Net of Commission (i.e. less 10% from layer 1)								\$ 716,541		-6.89%
2	Berkley National (Admitted)	15M x 10M x 2M SIR	\$ 296,451	\$ 2,965	Yes	\$ 299,416		\$ 299,416	\$ 19,961.07	0.00%
3	Great American (Admitted)	25M x 25M x 2M SIR	\$ 221,760	\$ 2,240	Yes	\$ 224,000		\$ 224,000	\$ 8,960.00	0.00%
4	AWAC (Admitted)	23M x 50M x 2M SIR	\$ 98,800	included	Yes	\$ 98,800	\$ 3,162	\$ 98,800	\$ 4,295.65	0.00%
TOTAL			\$1,405,285			\$1,418,373		\$ 1,418,373		

***Starr Indemnity chose not to renew in 2015

Net of Commission (i.e. less 10% from layer 1) \$1,338,767

16/17 Proposed										
Layer		Limit & Attachment	Annual Premium w/o Terrorism	Terrorism Surcharge	Terrorism Elected	Gross Premium	Surplus Lines Taxes & Fees 3.20%	Grand Total (w/ SL T&F's)	Price / MIL (incl TRIA)	change over expiring
1	National Casualty Company (Admitted)	10M x 2M SIR	\$ 788,274	\$ 7,883		\$ 796,157		\$ 796,157	\$ 79,615.70	0.00%
Net of Commission (i.e. less 10% from layer 1)								\$ 716,541		0.00%
2	Berkley National (Admitted)	15M x 10M x 2M SIR	\$ 296,451	\$ 2,965		\$ 299,416		\$ 299,416	\$ 19,961.07	0.00%
3	Great American (Admitted)	25M x 25M x 2M SIR	\$ 224,000	\$ -		\$ 224,000		\$ 224,000	\$ 8,960.00	0.00%
4	AWAC (Admitted)	23M x 50M x 2M SIR	\$ 98,800			\$ 98,800	\$ 3,162	\$ 98,800	\$ 4,295.65	0.00%
TOTAL			\$1,407,526			\$1,418,373		\$1,418,373		

Net of Commission (i.e. less 10% from layer 1) \$1,338,767

Alliant Insurance Services, Inc.

CA License No. 0C36861

Alliant.com

**LINE OF COVERAGE – EXCESS LIABILITY****First Layer – National Casualty Company (Civic Risk)**

NAMED INSURED: San Diego Metropolitan Transit System

COMPANY: National Casualty Company

AM BEST RATING: A+ (Superior), XV (\$2 Billion or greater) as of March 19, 2015

S&P RATING: A+ (Strong) as of June 17, 2013

CALIFORNIA STATUS: Admitted

POLICY TERM: March 1, 2016 to March 1, 2017

COVERAGE FORM: Retained Limit of Liability for Public Entity Policy - PG-P-1 (1-11)

LIMIT OF LIABILITY:

1. Per Occurrence or Wrongful Act or Employee Benefit Wrongful Act Limit

\$ 10,000,000 Any One Occurrence, Wrongful Act or Employee Benefit Wrongful Act in excess of your Retained Limit

2. Per Employment Practices Wrongful Act Limit

\$ 10,000,000 Any one Employment Practices Liability Wrongful Act in excess of your Retained Limit

3. Aggregate Limits

\$ 10,000,000 Products-Completed Operations Hazard Aggregate

\$ 10,000,000 Errors and Omissions Liability Aggregate

\$ 10,000,000 Employment Practices Liability Aggregate

\$ 10,000,000 Employee Benefit Liability Aggregate

RETAINED LIMIT:

\$ 2,000,000 Any one Occurrence, Wrongful Act or Employee Benefit Wrongful Act

\$ 2,000,000 Any one Employment Practices Wrongful Act

DEFENSE COST: Inside the Limit of Liability

ENDORSEMENTS & EXCLUSIONS: (including but not limited to)

Form	Form No.
Cover Page	UT-COVPG (1-16)
Notice to Policyholder California Policyholders	NOTX0015CA (2-00)
Notice to Policyholders - Restrictions and Clarifications of Coverage	NOTX0171CW (3-03)
Claim Reporting Information	NOTX0178CW (02-06)



LINE OF COVERAGE – EXCESS LIABILITY

First Layer – National Casualty (Civic Risk), continued

**ENDORSEMENTS &
EXCLUSIONS:**
(continued)

Retained Limit Liability Insurance Policy for Public Entities Declarations	PG-D-1 (1-11)
Named Insured Endorsement	UT-3g (3-92)
Schedule of Forms and Endorsements	UT-SP-2L (12-95)
Retained Limit of Liability for Public Entity Policy	PG-P-1 (1-11)
Additional Insured for Specified Contracts	PG-2s (1-11)
Endorsement	
Blanket Additional Insured Endorsement	PG-4s (1-11)
Removal of Transit Exclusion	PG-17s (1-11)
Disclosure Pursuant to Terrorism Risk Insurance Act	IL 09 85 01 15
Changes - California	PG-25s-CA (1-11)
Cap on Losses from Certified Acts of Terrorism	PG-99s (5-11)
Exclusion of Certified Acts of Terrorism	PG-100s (5-11)
Earlier Notice of Cancellation Provided by Us – 90 Days	PG-103s (5-11)
Notice of Cancellation Endorsement	UT-3g (3-92)
Public Entity Crisis Management Emergency Response	PG-108 (3-15)
Endorsement	
<i>If TRIA Coverage is accepted, Cap on Losses from Certified Acts of Terrorism PG-99s (5-11) will be added to the policy.</i>	
<i>If TRIA Coverage is declined, Exclusion of Certified Acts of Terrorism PG-100s (5-11) will be attached to the Policy.</i>	

PREMIUM:	\$	796,157.00	Policy Premium
	\$	<u>(79,615.70)</u>	<u>Less Commission</u>
	\$	716,541.30	Annual Premium

TERRORISM OPTION: \$7,883.00 included in the premium above

QUOTE VALID: March 1, 2016

BINDING CONTITIONS:

- Written request to bind coverage
- Notice of Terrorism Insurance Coverage Form needs to be completed, executed and returned to us at the time of Binding.

LOSS REPORTING: Incidents that will or might give rise to a claim should be immediately reported to:

Alliant Insurance Services – Claims Department
Mr. Robert Frey or Ms. Elaine Kim
100 Pine Street, 11th Floor
San Francisco, CA 94111
Main Phone: 415.403.1400
Fax: 415.403.1466

Alliant Insurance Services, Inc.
CA License No. 0C36861
Alliant.com



rfrey@alliant.com / ekim@alliant.com

LINE OF COVERAGE – EXCESS LIABILITY

Second Layer – Berkley National Insurance Company

NAMED INSURED: San Diego Metropolitan Transit System

COMPANY: Berkley National Insurance Company

AM BEST RATING: A+ (Superior), XV (\$2 Billion or greater) as of January 22, 2015

S&P RATING: A+ (Strong) as of May 13, 1999

CALIFORNIA STATUS: Admitted

POLICY TERM: March 1, 2016 to March 1, 2017

COVERAGE FORM: Commercial Excess Liability Coverage Form - CX 00 01 04 13

LIMIT OF LIABILITY: \$ 15,000,000 Each Occurrence
\$ 15,000,000 Aggregate Limit (Where Applicable)
(In excess of the controlling underlying insurance shown below.)

DEFENSE COST: Inside the Limit of Liability

UNDERLYING SCHEDULE: Controlling Underlying Policy - Retained Limit of Liability for Public Entity Policy / National Casualty Company 03/01/2016 - 03/01/2017

1. Per Occurrence or Wrongful Act or Employee Benefit Wrongful Act Limit
\$ 10,000,000 Any One Occurrence, Wrongful Act or Employee Benefit Wrongful Act in excess of your Retained Limit

2. Per Employment Practices Wrongful Act Limit
\$ 10,000,000 Any one Employment Practices Liability Wrongful Act in excess of your Retained Limit

3. Aggregate Limits
\$ 10,000,000 Products-Completed Operations Hazard Aggregate
\$ 10,000,000 Errors and Omissions Liability Aggregate
\$ 10,000,000 Employment Practices Liability Aggregate
\$ 10,000,000 Employee Benefit Liability Aggregate



LINE OF COVERAGE – EXCESS LIABILITY

Second Layer – Berkley National Insurance Company, continued

Excess of: Retained Limit

\$	2,000,000	Any one Occurrence, Wrongful Act or Employee Benefit Wrongful Act
\$	2,000,000	Any one Employment Practices Wrongful Act

Premium of Controlling Underlying Policy: \$796,157

ENDORSEMENTS & EXCLUSIONS:

(including but not limited to)

Form	Form No.
Commercial Excess Liability Policy Declarations	CEX0001 0314
Forms and Endorsement Schedule	BCIM0000 1113
Claim Notice	BCIMU0001 1113
Schedule of Underlying Policies	BCIM0002 1113
Asbestos Exclusion	BCIM0007 1113
War Exclusion	BCIM0063 1113
Crisis Response & Crisis Communication Management Insurance	BCIM0018 1113
Financial Services Exclusion	BCIM0085 1113
Following Form Underlying Aggregates	BCIM0226 1113
Earlier Notice of Cancellation Provided by Us	BCIM0318 1113
Nuclear Energy Liability Exclusion Endorsement	CX 21 01 09 08
Exclusion of Certified Acts of Terrorism and Exclusion of Other	CX 21 35 01 15
Cap on Losses from Certified Acts of Terrorism	CX 21 30 01 15
Common Policy Conditions	IL 00 17 11 98
Commercial Excess Liability Coverage Form	CX 00 01 04 13
Signature Page	IL DS 77 00 BNLS 04 10
U.S. Treasury Department's Office of Foreign Assets Control	IL P 001 01 04

PREMIUM: \$ 299,416.00 Annual Premium

TERRORISM OPTION: \$2,965.00 included in the premium above

QUOTE VALID: March 1, 2016

POLICY AUDITABLE: Not Auditable

CONDITIONS:

- In compliance with the Terrorism Risk Insurance Program Reauthorization Act of 2015, terrorism coverage under the Act can be included for an additional premium.
- Premium is due 45 days from the Effective Date of coverage.
- Cancellation term is 90 days. Term is 10 days for non-payment of premium.

Alliant Insurance Services, Inc.
CA License No. 0C36861
Alliant.com



LINE OF COVERAGE – EXCESS LIABILITY

Second Layer – Berkley National Insurance Company, continued

- BINDING CONDITIONS:**
- This policy will follow the terms and conditions of the controlling underlying policy(s) listed in the Schedule of Underlying Insurance Coverage.
 - Written request to bind coverage
 - Signed and Dated TRIA Letter, Required Prior to Binding.
 - Signed Policyholder Disclosure Notice of Terrorism Insurance Coverage must be returned at the time of binding.

LOSS REPORTING: Incidents that will or might give rise to a claim should be immediately reported to:

Alliant Insurance Services – Claims Department
Mr. Robert Frey or Ms. Elaine Kim
Alliant Insurance Services
100 Pine Street, 11th Floor
San Francisco, CA 94111
Main Phone: 415.403.1400
Fax: 415.403.1466
rfrey@alliant.com / ekim@alliant.com



LINE OF COVERAGE – EXCESS LIABILITY

Third Layer – Great American Assurance Company

NAMED INSURED:	San Diego Metropolitan Transit System		
COMPANY:	Great American Assurance Company		
AM BEST RATING:	A+ (Superior), XIII (\$1.25 Billion to \$1.50 Billion) as of March 20, 2015		
S&P RATING:	A+ (Strong) as of October 5, 2010		
CALIFORNIA STATUS:	Admitted		
POLICY TERM:	March 1, 2016 to March 1, 2017		
COVERAGE FORM:	Excess Liability Coverage Form - GAI6524 (06/97)		
LIMIT OF LIABILITY:	\$	25,000,000	Each Occurrence/Aggregate (where applicable)
		Excess of	
	\$	25,000,000	Each Occurrence/Aggregate (where applicable)
DEFENSE COST:	Inside the Limit of Liability		
FIRST UNDERLYING INSURANCE:	Retained Limit Liability Insurance Policy for Public Entities - National Casualty Company		
	\$	10,000,000	Any one occurrence or wrongful act or employee benefit wrongful act in excess of retained limit
	\$	10,000,000	Any one employment practice liability wrongful act in excess of retained limit
	\$	10,000,000	Products-Completed Operations Aggregate
	\$	10,000,000	E&O Liability Aggregate
	\$	10,000,000	Employment Practice Liability Aggregate
	\$	10,000,000	Employee Benefit Liability Aggregate
	<i>Defense expenses are included in the limits of liability</i>		
EXCESS LAYERS:	Excess Liability Occurrence - Berkley National Insurance Company		
	\$	15,000,000	Each Occurrence or Wrongful Act
	\$	15,000,000	Aggregate (where applicable)
	Excess of \$10,000,000 Each Occurrence/Aggregate (where applicable)		

Third Layer – Great American Assurance Company, continued

Defense expenses are included in the limits of liability.

Public Entity Crisis Management Emergency Response Endorsement - \$100,000

- Workers compensation
- Personal and advertising injury arising out of breach of contract
- Property damage to property owned by you
- Contractual liability
- Pollution
- Asbestos
- Criminal acts
- Taxes
- Hospital or health care
- Injunctions
- Eminent domain
- Subsidence
- Nuclear
- Transit authority (note removed by way of endorsement)
- School
- Aircraft, airfields
- Dam
- ERISA
- Failure to supply – gas, oil, electricity, water, steam
- Uninsured/underinsured motorists
- Fiduciary
- War
- Fungi
- Lead

Alliant Insurance Services, Inc.
CA License No. 0C36861
Alliant.com



Third Layer – Great American Assurance Company, continued

ENDORSEMENTS & EXCLUSION: (including but not limited to)	Form	Form No.
	Crisis Response or Crisis Communication Management	GAI6964 (11/10)
	Insurance Exclusion	
	Exclusion - Recording and Distribution of Material or Information in Violation of Statutes or Common Law	GAI6774 (12/13)
	War Liability Exclusion	GAI6597 (06/97)
	Economic and Trade Sanctions Clause	IL7324 (08/12)
	Following Form Endorsement	GAI6965 (10/14)
	In Witness Clause	IL7268 (09/09)
	Loss Defense Within Limits of Insurance	GAI6597 (06/97)
	Amendment of Cancellation Condition - California	GAI6011 (06/97)
	California Changes	GAI6704 (01/13)
	<i>If Terrorism Coverage Is Accepted will attach the following:</i>	
	Cap On Losses From Certified Acts Of Terrorism	GAI6452 (04/15)
	Disclosure Pursuant to Terrorism Risk Insurance Act	GAI6472 (04/15)
PREMIUM:	\$ 224,000.00 Annual and Deposit including \$0 for TRIA	
TERRORISM OPTION:	\$0	
QUOTE VALID:	February 6, 2016	
POLICY AUDITABLE:	No relevant information	
BINDING CONDITIONS:	<ul style="list-style-type: none"> • Written request to bind coverage • If TRIA is excluded by any underlying, then TRIA will be excluded by this policy and a TRIA rejection disclosure must be signed by the insured. 	
LOSS REPORTING:	Incidents that will or might give rise to a claim should be immediately reported to:	

Alliant Insurance Services – Claims Department
 Mr. Robert Frey or Ms. Elaine Kim
 Alliant Insurance Services
 100 Pine Street, 11th Floor
 San Francisco, CA 94111
 Main Phone: 415.403.1400
 Fax: 415.403.1466
rfrey@alliant.com / ekim@alliant.com

LINE OF COVERAGE – EXCESS LIABILITY

Alliant Insurance Services, Inc.
 CA License No. 0C36861
 Alliant.com



Fourth Layer – Allied World Assurance Company

NAMED INSURED:	San Diego Metropolitan Transit System
COMPANY:	Allied World Assurance Company
AM BEST RATING:	A (Excellent), XV (\$2 Billion or greater as of March 20, 2015)
S&P RATING:	A (Strong) as of October 5, 2010
CALIFORNIA STATUS:	Admitted
POLICY TERM:	March 1, 2016 to March 1, 2017
COVERAGE FORM:	Excess Liability Coverage Form – GL 00126 00 (06/07)
LIMIT OF LIABILITY:	\$ 23,000,000 Each Occurrence/Aggregate (where applicable) Excess of \$ 50,000,000 Each Occurrence/Aggregate (where applicable)
DEFENSE COST:	Follows Scheduled of Underlying Insurance
FIRST UNDERLYING INSURANCE:	Retained Limit Liability Insurance Policy for Public Entities - National Casualty Company \$ 10,000,000 Any one occurrence or wrongful act or employee benefit wrongful act in excess of retained limit \$ 10,000,000 Any one employment practice liability wrongful act in excess of retained limit \$ 10,000,000 Products-Completed Operations Aggregate \$ 10,000,000 E&O Liability Aggregate \$ 10,000,000 Employment Practice Liability Aggregate \$ 10,000,000 Employee Benefit Liability Aggregate <i>Defense expenses are included in the limits of liability</i>
EXCESS LAYERS:	Excess Liability Occurrence - Berkley National Insurance Company \$ 15,000,000 Each Occurrence or Wrongful Act \$ 15,000,000 Aggregate (where applicable) Excess of \$10,000,000 Each Occurrence/Aggregate (where applicable) Excess Liability Occurrence – Great American Assurance Company \$ 25,000,000 Each Occurrence \$ 25,000,000 Aggregate

LINE OF COVERAGE – EXCESS LIABILITY

Alliant Insurance Services, Inc.
 CA License No. 0C36861
 Alliant.com



Fourth Layer – Allied World Assurance Company, continued

RETAINED LIMIT: \$ 2,000,000 Any one occurrence or wrongful act or employee benefit
wrongful act – each & every
\$ 2,000,000 Any one employment practice liability wrongful act – each &
every

Defense expenses are included in the limits of liability.

**FIRST UNDERLYING
FORMS, EXCLUSIONS
AND/OR IMITATIONS:**

We will follow all of the exclusions and limitations of the National Casualty Company coverage form and any additional exclusions/modifications/limitations as noted in their quote.

Attachments:

Removal of Transit Exclusion

Public Entity Crisis Management Emergency Response Endorsement - \$100,000

The National Casualty Co Retained Limit Liability Insurance Co Policy for Public Entities contains the following exclusions:

- Workers compensation
- Personal and advertising injury arising out of breach of contract
- Property damage to property owned by you
- Contractual liability
- Pollution
- Asbestos
- Criminal acts
- Wrongful acts
- Taxes
- Hospital or health care
- Injunctions
- Eminent domain
- Subsidence
- Nuclear
- Transit authority (note removed by way of endorsement)
- School
- Aircraft, airfields
- Dam
- ERISA
- Failure to supply – gas, oil, electricity, water, steam
- Uninsured/underinsured motorists
- Fiduciary
- War
- Fungi
- Lead

LINE OF COVERAGE – EXCESS LIABILITY

Alliant Insurance Services, Inc.
CA License No. 0C36861
Alliant.com



Fourth Layer – Allied World Assurance Company, continued

ENDORSEMENTS & EXCLUSION: (including but not limited to)	Form	Form No.
	AWAC – U.S. Follow-Form Occurrence – Claims-Made	GL 00139 00
	Declarations	(12/11)
	Schedule of Underlying Insurance	00157 (11/05)
	U.S. Treasury Departments Office Of Foreign Assets Control ("OFAC") Advisory Notice To Policyholders	00136 (11/05)
	Asbestos Exclusion	00241 (11/05)
	Policyholder Disclosure Statement Under the Terrorism Risk Insurance Act	GL 00117 00
	California Amendatory Endorsement	(01/15)
		GL 00286 04
		(02/07)
	Follow-Form Other Aggregate Limit	GL 00366 00
		(09/11)
PREMIUM:	\$ 98,800 Annual and Deposit including \$980 for TRIA	
TERRORISM OPTION:	\$980 (included in above premium)	
QUOTE VALID:	March 1, 2016	
BINDING CONDITIONS:	<ul style="list-style-type: none"> • Written request to bind coverage • This QUOTATION is subject to review if there are any significant changes in operations, exposure or experience prior to Allied World's binding. • Any restrictive policy terms and conditions that apply to underlying policies that are in excess of the Followed Policy but underlying to the Allied World Excess policy will also apply to the Allied World Excess limit of liability. Any additional endorsements to the Allied World Policy will be determined upon review of the above-required documentation. 	
SUBJECTIVITIES:	<p>A. This quotation is subject to receipt, review and acceptance of the following items prior to binding:</p> <ol style="list-style-type: none"> 1. Completed and Signed TRIA Disclosure Statement - At binding 2. Signed and completed application. <p>At the time of binding the insured is required to advise of their election or rejection of the coverage. Signed forms are required within 15 days of binding.</p>	

LINE OF COVERAGE – EXCESS LIABILITY

Alliant Insurance Services, Inc.
CA License No. 0C36861
Alliant.com



Fourth Layer – Allied World Assurance Company, continued

LOSS REPORTING: Incidents that will or might give rise to a claim should be immediately reported to:

Alliant Insurance Services – Claims Department
Mr. Robert Frey or Ms. Elaine Kim
Alliant Insurance Services
100 Pine Street, 11th Floor
San Francisco, CA 94111
Main Phone: 415.403.1400
Fax: 415.403.1466
rfrey@alliant.com / ekim@alliant.com

LINE OF COVERAGE – EXCESS WORKERS' COMP

Alliant Insurance Services, Inc.
CA License No. 0C36861
Alliant.com



Arch Insurance Company

NAMED INSURED: San Diego Transit Corporation

COMPANY: Arch Insurance Company

AM BEST RATING: A+ (Superior), XV (\$2 Billion or greater) as of August 21, 2015

S&P RATING: A+ (Strong) as of July 29, 2010

CALIFORNIA STATUS: Admitted

POLICY TERM: March 1, 2016 to March 1, 2017

COVERAGE: Excess Workers Compensation and Employers Liability

LIMIT OF LIABILITY: **A. Part One – Excess Workers Compensation Insurance**
 Statutory Each Accident
 Statutory Disease, Each Employee

B. Part Two – Excess Employers Liability Insurance
 \$ 2,000,000 Each Accident
 \$ 2,000,000 Disease, Each Employee
 \$ 2,000,000 Aggregate

RETAINED LIMIT: **Part One – Excess Workers Compensation Insurance and
 Part Two – Excess Employers Liability Insurance Combined**
 \$ 1,000,000 Each Accident
 \$ 1,000,000 Disease, Each Employee

ESTIMATED ANNUAL PAYROLL: \$82,636,703

RATE PER \$100 OF PAYROLL: 0.2599

ENDORSEMENT & EXCLUSIONS: (including but not limited to)

- Named Insured Addition Endorsement
- Losses Redefined to Include Allocated Loss Adjustment Expenses Endorsement
- California Volunteer Coverage – Excess Voluntary Compensation and Employers Liability Coverage Endorsement
- Terrorism Risk Insurance Program Reauthorization Act Disclosure Endorsement
- California Amendatory Endorsement

PREMIUM: \$ 214,773.00 Minimum and Deposit Premium

LINE OF COVERAGE – EXCESS WORKERS' COMP

Alliant Insurance Services, Inc.
 CA License No. 0C36861
 Alliant.com



Arch Insurance Company

**SURCHARGES &
ASSESSMENTS:**

Not Applicable

TERRORISM OPTION: \$6,443.00 included in the premium above

BINDING CONDITIONS: • Written request to bind coverage

QUOTE VALID: February 18, 2016

LOSS REPORTING: Incidents that will or might give rise to a claim should be immediately reported to:

Alliant Insurance Services – Claims Department
Mr. Robert Frey or Ms. Elaine Kim
Alliant Insurance Services
100 Pine Street, 11th Floor
San Francisco, CA 94111
Main Phone: 415.403.1400
Fax: 415.403.1466
rfrey@alliant.com / ekim@alliant.com

DISCLOSURES

Alliant Insurance Services, Inc.
CA License No. 0C36861
Alliant.com



Alliant Disclosure

This proposal of insurance is provided as a matter of convenience and information only. All information included in this proposal, including but not limited to personal and real property values, locations, operations, products, data, automobile schedules, financial data and loss experience, is based on facts and representations supplied to Alliant Insurance Services, Inc. by you. This proposal does not reflect any independent study or investigation by Alliant Insurance Services, Inc. or its agents and employees.

Please be advised that this proposal is also expressly conditioned on there being no material change in the risk between the date of this proposal and the inception date of the proposed policy (including the occurrence of any claim or notice of circumstances that may give rise to a claim under any policy which the policy being proposed is a renewal or replacement). In the event of such change of risk, the insurer may, at its sole discretion, modify, or withdraw this proposal whether or not this offer has already been accepted.

This proposal is not confirmation of insurance and does not add to, extend, amend, change, or alter any coverage in any actual policy of insurance you may have. All existing policy terms, conditions, exclusions, and limitations apply. For specific information regarding your insurance coverage, please refer to the policy itself. Alliant Insurance Services, Inc. will not be liable for any claims arising from or related to information included in or omitted from this proposal of insurance.

NY Regulation 194 Disclosure

Alliant Insurance Services, Inc. is an insurance producer licensed by the State of New York. Insurance producers are authorized by their license to confer with insurance purchasers about the benefits, terms and conditions of insurance contracts; to offer advice concerning the substantive benefits of particular insurance contracts; to sell insurance; and to obtain insurance for purchasers. The role of the producer in any particular transaction typically involves one or more of these activities.

Compensation will be paid to the producer, based on the insurance contract the producer sells. Depending on the insurer(s) and insurance contract(s) the purchaser selects, compensation will be paid by the insurer(s) selling the insurance contract or by another third party. Such compensation may vary depending on a number of factors, including the insurance contract(s) and the insurer(s) the purchaser selects. In some cases, other factors such as the volume of business a producer provides to an insurer or the profitability of insurance contracts a producer provides to an insurer also may affect compensation.

The insurance purchaser may obtain information about compensation expected to be received by the producer based in whole or in part on the sale of insurance to the purchaser, and (if applicable) compensation expected to be received based in whole or in part on any alternative quotes presented to the purchaser by the producer, by requesting such information from the producer.

DISCLOSURES, continued



Alliant embraces a policy of transparency with respect to its compensation from insurance transactions. Details on our compensation policy, including the types of income that Alliant may earn on a placement, are available on our website at www.alliant.com. For a copy of our policy or for any inquiries regarding compensation issues pertaining to your account you may also contact us at: Alliant Insurance Services, Inc., Attention: General Counsel, 701 B Street, 6th Floor, San Diego, CA 92101.

Analyzing insurers' over-all performance and financial strength is a task that requires specialized skills and in-depth technical understanding of all aspects of insurance company finances and operations. Insurance brokerages such as Alliant Insurance typically rely upon rating agencies for this type of market analysis. Both A.M. Best and Standard and Poor's have been industry leaders in this area for many decades, utilizing a combination of quantitative and qualitative analysis of the information available in formulating their ratings.

A.M. Best has an extensive database of nearly 6,000 Life/Health, Property Casualty and International companies. You can visit them at www.ambest.com. For additional information regarding insurer financial strength ratings visit Standard and Poor's website at www.standardandpoors.com.

Our goal is to procure insurance for you with underwriters possessing the financial strength to perform. Alliant does not, however, guarantee the solvency of any underwriters with which insurance or reinsurance is placed and maintains no responsibility for any loss or damage arising from the financial failure or insolvency of any insurer. We encourage you to review the publicly available information collected to enable you to make an informed decision to accept or reject a particular underwriter. To learn more about companies doing business in your state, visit the Department of Insurance website for that state.

CERTIFICATES / EVIDENCE OF INSURANCE

Alliant Insurance Services, Inc.
CA License No. 0C36861
Alliant.com



Certificates of insurance are issued as a matter of information only and confer no rights upon the certificate holder. The certificate does not affirmatively or negatively amend, extend or alter the coverage afforded by a policy. Nor does it constitute a contract between the issuing insurer(s), authorized representative, producer or certificate holder.

You may have signed contracts, leases or other agreements requiring you to provide this evidence. In those agreements, you may assume obligations and/or liability for others (Indemnification, Hold Harmless) and some of the obligations that are not covered by insurance. We recommend that you and your legal counsel review these documents.

In addition to providing a certificate of insurance, you may be required to name your client or customer on your policy as an additional insured. This is only possible with permission of the insurance company, added by endorsement and, in some cases, an additional premium.

By naming the certificate holder as additional insured, there are consequences to your risks and insurance policy including:

- Your policy limits are now shared with other entities; their claims involvement may reduce or exhaust your aggregate limit.
- Your policy may provide higher limits than required by contract; your full limits can be exposed to the additional insured.
- There may be conflicts in defense when your insurer has to defend both you and the additional insured.

Glossary of Insurance Terms

Below are a couple of links to assist you in understanding the insurance terms you may find within your insurance coverages:

<http://insurancecommunityuniversity.com/UniversityResources/InsuranceGlossaryFREE.aspx>

<http://www.ambest.com/resource/glossary.html>

<http://www.irmi.com/online/insurance-glossary/default.aspx>

OTHER ALLIANT SERVICES

Strategic HR

Alliant Insurance Services, Inc.
CA License No. 0C36861
Alliant.com



Alliant Business Services: HR Membership Program

Strategic HR's Membership Program is designed to help our clients protect their company or organization by averting potential problems before they develop, and quickly responding to employment-related issues after they occur. In addition, HR members have access to a wide array of tools and resources to help them navigate the complex world of human resources.

The HR Membership Program provides clients of Alliant Insurance Services with the following:

- **Consultation with Human Resources Experts:** Assigned consultants respond quickly with advice and guidance on any HR or safety issue, such as:
 - Problem employees
 - Terminations
 - Compliance
 - Wage and hour issues
 - Leaves of absence
 - Harassment
- **Human Resources Seminars and Webinars:** With employment laws and regulations constantly changing, it is imperative that employers stay current. Members receive a significant discount on admission to our webinar seminars on a variety of topics including HR, Employment Laws and Management Training.
- **Online Access to HR Forms, Guidelines, Policies and checklists:** By accessing the password-protected members-only section of the Strategic HR web site, members have a wide range of documents available at no charge. Topics include, but are not limited to:
 - Hiring
 - Payroll and Recordkeeping
 - Performance Evaluations
 - Leaves of Absences
 - Discipline and Termination
 - Harassment and Investigation
 - Sample Policies and Required Forms
 - Answers to frequently asked HR questions

- **Alerts and Notices:** Clients who are enrolled in a Strategic HR Program receive timely alerts on employment law legislation and regulations, as well as notices regarding employment trends, best practices and more.
- **Compensation Data:** Each program level provides a certain number of salary surveys. The surveys provide compensation information with data that is customized to a specific industry and geographic location.
- **Special Member Pricing on HR Projects and Services:** Members receive preferred rates on a wide array of projects and services, including:
 - Employee handbooks
 - HR audits
 - Job description review and development
 - Affirmative Action Plans
 - Compensation systems
 - Call Center Services
 - HR Outsourcing
 - Management & Supervisory Training
- **Preferred rates on HR partners, such as:**
 - Compliance Posters: mandated federal and state employment posters
 - HR Plus: accurate and timely background information
 - Payroll Solutions: payroll services
 - Strategic HR Staffing – temporary and fulltime placement

Please contact SHR for details.

Contact Information:
(866)716-6294 Toll free
clientcare@strategichr.com

OTHER ALLIANT SERVICES

Alliant Loss Control Services

Alliant Insurance Services, Inc.
 CA License No. 0C36861
Alliant.com



**HAZARD IDENTIFICATION, EVALUATION, ELIMINATION AND CONTROL WILL
PROTECT YOUR COMPANY, LOWER INSURANCE COSTS, AND IMPROVE SERVICE.**

Accidents and avoidable incidents that result in financial loss can threaten the very existence and long-term viability of your company. They mean lost time, damaged property, diversion of resources, and possible legal and medical expenses that can place a huge burden on your organization and prevent you from reaching your business goals.

Alliant's Risk Control Consulting helps clients identify and reduce loss exposures. Our specialists can help prevent costly accidents and losses, which can lead to lower insurance costs. Whatever the size of your company or scope of your operations, we can help strengthen your safety and risk management programs with proven services that protect lives, safeguard assets, and control costs. Services are not limited to those listed below.

<p>How to Choose the Right Risk Control Consultant When seeking a qualified risk control consultant, you should ask:</p> <ul style="list-style-type: none"> ▪ Does the consultant have specific commercial experience for your type(s) of operations and assets? ▪ Does the consultant have the resources and availability to do the job when you need it and for your intended use? ▪ Do they tell you whatever you need to know to control risk or only what you want to hear? ▪ Does the consultant have a support team of experts able to help you if there is an regulatory citation, a serious claims, or challenging litigation? <p>Each of the above questions can be answered YES by Alliant's Risk Control Consulting.</p> <p>Alliant also offers:</p> <ul style="list-style-type: none"> ▪ Extensive Experience in Diverse Business Sectors ▪ Nationwide Coverage ▪ Local Expertise ▪ Peer Review 	<p>Safety Services</p> <ul style="list-style-type: none"> ▪ Program Development ▪ On-Site Hazard/Risk Assessments ▪ Ergonomics ▪ Industrial Hygiene ▪ Fleet Safety Analysis ▪ General Liability ▪ Training Services <p>Workers' Compensation Services</p> <ul style="list-style-type: none"> ▪ Loss Prevention (Safety) ▪ Risk Control (Injury Management) ▪ Recordkeeping Management <p>Property Risk Control Services</p> <ul style="list-style-type: none"> ▪ Fire System Evaluation ▪ Risk Assessment ▪ Loss Estimates ▪ Hazard Analysis ▪ Loss Prevention and Risk Control Program Analysis ▪ Property Marketing Reports ▪ Business Interruption Analysis and Continuity Planning ▪ Infrared and Ultrasonic Testing <p>To learn more about our risk control consulting and safety services: (888) 737-4752 Toll Free riskcontrol@alliantinsurance.com</p>
--	--

BIND COVERAGE REQUEST



Binding of the renewal option may be requested by signing, dating below, and returning to Alliant Insurance prior to 3/1/2016.

This proposal does not constitute a binder of insurance. Binding is subject to final carrier approval. The Actual terms and conditions of the policy will prevail.

Signature of Authorized Insurance Representative
San Diego Metropolitan Transit District

Date



1255 Imperial Avenue, Suite 1000
San Diego, CA 92101-7490
(619) 231-1466 • FAX (619) 234-3407

Agenda Item No. 7

MEETING OF THE SAN DIEGO METROPOLITAN TRANSIT SYSTEM BOARD OF DIRECTORS

February 11, 2016

SUBJECT:

MORENA / LINDA VISTA TROLLEY STATION RENOVATIONS - CONTRACT AWARD

RECOMMENDATION:

That the San Diego Metropolitan Transit System (MTS) Board of Directors authorize the Chief Executive Officer (CEO) to execute MTS Doc. No. PWL191.0-16 (in substantially the same format as Attachment A), with Palm Engineering Construction Company, Inc. for the provision of services, materials, supplies and equipment for the Morena / Linda Vista Trolley Station Renovations project.

Budget Impact

The total cost of this agreement will not exceed \$126,020.00. Funding will be through MTS Capital Improvement Project (CIP) 2005003902.

DISCUSSION:

As part of its station maintenance program, MTS will be renovating the station platform and landscaping at the Morena / Linda Vista Trolley Station on the Green Line. The work consists of the replacement of 16 existing ficus trees with queen palm trees, and a refresh of roughly 1,455 square feet of pavers and concrete pads.

MTS Policy No. 52, "Procurement of Goods and Services", requires a formal competitive process for procurements exceeding \$100,000.

On November 30, 2015, MTS issued document number PWL191.0-16 to solicit bids for renovations to the Morena / Linda Vista Trolley Station. Three bids were received on the due date of January 5, 2016. All were reviewed and deemed responsive and responsible. The results are as follows:



BIDDER	COST
<i>Palm Engineering Construction</i>	<i>\$126,020.00</i>
Urban Corp of San Diego	\$147,427.50
West Coast General Construction	\$258,972.00

Based on the above, staff recommends an award to Palm Engineering Construction Company, Inc. as the lowest responsive and responsible bidder. Staff conducted price analyses and the price bid reflects a cost savings of \$86,335.00 in comparison with the MTS engineer's cost estimate.

Therefore, staff recommends that the MTS Board of Directors authorize the CEO to execute MTS Document No. PWL191.0-16 (in substantially the same format as Attachment A), with Palm Engineering Construction Company, Inc. for the provision of services, materials, supplies and equipment for the Morena / Linda Vista Trolley Station Renovations project.


 Paul C. Jablonski
 Chief Executive Officer

Key Staff Contact: Sharon Cooney, 619.557.4513, Sharon.Cooney@sdmts.com

Attachment: A. Draft MTS Doc. No. PWL191.0-16
 B. Palm Engineering Construction Price Breakdown Sheet

DRAFT

STANDARD CONSTRUCTION AGREEMENT

PWL191.0-16
CONTRACT NUMBER

FILE NUMBER(S)

THIS AGREEMENT is entered into this _____ day of _____ 2016, in the State of California by and between San Diego Metropolitan Transit System, a California public agency, and the following contractor, hereinafter referred to as "Contractor":

Name: Palm Engineering Construction Company, Inc. Address: 7330 Opportunity Road Suite J
San Diego, CA 92111
 Form of Business: Corporation
 (Corporation, partnership, sole proprietor, etc.)
 Telephone: (619) 291-1495
 Authorized person to sign contracts: Rasoul (Ross) Shahbazi President
 Name Title

The specified Contract Document are part of this agreement. The Contractor agrees to furnish to MTS services and materials, as follows:

Contractor shall furnish all necessary management, supervision, labor, material, tools, supplies equipment required to diligently and fully perform and complete the project as described in MTS technical specification (attached as Exhibit A) Palm Engineering Construction Company Bid Dated January 5, 2016 (attached as Exhibit B), and in accordance with the Standard Construction Agreement, and General Conditions (attached as Exhibit C).

This contract shall be effective March 1, 2016 through April 30, 2016.

The total cost of this contract shall not exceed \$ 126,020.00.

SAN DIEGO METROPOLITAN TRANSIT SYSTEM		CONTRACTOR AUTHORIZATION
By: _____ Chief Executive Officer	Firm: _____	
Approved as to form:	By: _____ Signature	
By: _____ Office of General Counsel	Title: _____	
AMOUNT ENCUMBERED	BUDGET ITEM	FISCAL YEAR
\$ 126,020.00.	2005003902	FY 2016
By: _____ Chief Financial Officer	Date _____	

(___ total pages, each bearing contract number)

MTS BID FORMS

SAN DIEGO METROPOLITAN TRANSIT SYSTEM

MTS Doc. No. PWL191.0-16

Opening:

January 05, 20162.00 p.m.For: MORENA LINDA VISTA TROLLEY STATION RENOVATIONS

Item No.	Item	Unit of Measure	Qty.	PRICING	
				Unit Price	Total
1	Remove and Dispose of Trees, <i>Ficus Nitida</i> - 16 EA	EA	16	\$2,100.00	\$33,600.00
2	Plant (36 Inch Box) Queen Palms - 16 EA	EA	16	\$1,525.00	\$24,400.00
3	Remove and Dispose of Existing Pavers - 1455 SF	SF	1455	\$4.00	\$5,820.00
4	Remove and Dispose of Existing 6" Concrete Platform - 1455 SF	SF	1455	\$10.00	\$14,550.00
5	Install 8" Concrete on 6" Aggregate Base - 1455 SF	SF	1455	\$14.00	\$20,370.00
6	Install Pavers - 1455 SF	SF	1455	\$16.00	\$23,280.00
7	Performance Bond	EA	1	\$2,000.00	\$2,000.00
8	Payment Bond	EA	1	\$2,000.00	\$2,000.00
9	Grand Total Bases of Award			\$126,020.00	

The costs of any Work shown or required in the Plans and Specification, but not specifically identified as a Bid Form are to be included in related Bid Forms and no additional compensation shall be due Contractor by virtue of Contractor's compliance with the Plans and Specifications.

Bidders must provide pricing for every bid item.

In case of discrepancy between the unit price and the line item cost set forth for a unit price item, the line item cost, calculated at the unit price multiplied by the estimated quantity, shall prevail and shall be utilized as the basis for determining the lowest responsive, responsible bidder. However, if the amount set forth as a unit price is ambiguous, unintelligible or uncertain for any cause, or is omitted, or is the same amount as the entry in the "Line Item Cost" column, then the amount set forth in the "Line Item Cost" column for the item shall prevail and shall be divided by the estimated quantity for the item and the price thus obtained shall be the unit price. If any of the above discrepancies exist, MTS may recalculate the bid price on the basis of the unit price and the bidder agrees to be bound by such recalculation. Final payment for unit price items shall be determined by MTS from measured quantities of work performed.

RETURN THIS FORM WITH YOUR BID RETAIN OTHER PAGES FOR YOUR RECORDS

SAN DIEGO METROPOLITAN TRANSIT SYSTEM

BID FORM – CONTINUED

F.O.B. POINT: San Diego Metropolitan Transit System
Procurement Dept.
1255 Imperial Avenue, Suite 1000
San Diego, CA 92101

DELIVERY DATE:

Read attached General Provisions carefully. They are a part of your bid. Unit prices will prevail regardless of extensions submitted by the Bidder. The following Addenda have been noted and attached hereto:

1, 2, 3, and 4

DATE: 1/5/16

FIRM: Palm Engineering Construction Company, Inc.

SIGNATURE: 

TYPE OR PRINT NAME: Rasoul (Ross) Shahbazi

TITLE: President

ADDRESS: 7330 Opportunity Road, Suite J

CITY, STATE & ZIP: San Diego, CA 92111

PHONE NUMBER: (619) 291-1495

FAX NUMBER: (619) 291-0482

E-MAIL ADDRESS: ross@palmengineeringco.com

**RETURN THIS FORM WITH YOUR BID
RETAIN OTHER PAGES FOR YOUR RECORDS**



1255 Imperial Avenue, Suite 1000
San Diego, CA 92101-7490
(619) 231-1466 • FAX (619) 234-3407

Agenda Item No. 8

MEETING OF THE SAN DIEGO METROPOLITAN TRANSIT SYSTEM BOARD OF DIRECTORS

February 11, 2016

SUBJECT:

FISCAL YEAR 2016 STATE TRANSIT ASSISTANCE CLAIM

RECOMMENDATION:

That the Board of Directors adopt Resolution No. 16-3, (Attachment A) approving the fiscal year (FY) 2016 State Transit Assistance (STA) claim.

Budget Impact

The FY 2016 STA claim would result in the approval of \$18,674,000 in STA funds for the San Diego Metropolitan Transit System (MTS) to be utilized in the FY 2016 operating and capital budgets.

DISCUSSION:

STA funding comes from the Public Transportation Act (PTA), which derives its revenue from the state sales tax on diesel fuel. STA revenues are pooled at the state level for the purposes of sections 99313 and 99314 of the California Public Utilities Code (PUC). The revenues for sections 99313 and 99314 are then allocated to transportation entities on a quarterly basis. PUC section 99313 allocations are based on the latest available annual population estimates from the Department of Finance. PUC section 99314 allocations are based primarily on qualifying revenues from the Annual Report of Financial Transactions of Transit Operators and Non-Transit Claimants under the Transportation Development Act.

The California State Controller's Office projects total sales tax revenues for the coming fiscal year and the resulting STA revenue pool, and then estimates the allocation to each transportation entity. The State Controller's Office projects MTS will receive FY 2016 STA funding of \$18,674,000.



State law and MTS Policy No. 20, "Allocation of State Transit Assistance Funds", require that priority consideration be given to STA claims for the following purposes:

- to enhance existing public transportation services;
- to meet priority regional, county, or area-wide public transportation needs;
- to offset reductions in federal operating assistance and unanticipated increases in fuel costs.

STA revenues have been volatile in the past, and for that reason, the MTS Board has directed the majority of these revenues into the MTS Capital Improvement Program. However, in FY 2013, the MTS Board authorized the usage of a portion of annual STA proceeds for the operating budget to fund service restoration. For FY 2016, projected use is as follows:

- | | |
|-------------------------------|---------------|
| • Capital Improvement Program | \$ 13,900,000 |
| • Operating Budget | \$ 4,774,000 |

Since these STA revenue allocations are based on sales tax revenue projections, in certain instances, it may be necessary to revise the original STA claim. MTS will claim up to the amount authorized by the attached Board resolution (Attachment A), and any revisions over the amount of this claim will come back to the MTS Board for approval.


Paul C. Jablonski
Chief Executive Officer

Key Staff Contact: Sharon Cooney, 619.557.4513, Sharon.Cooney@sdmts.com

Attachment: A. MTS Resolution No. 16-3

SAN DIEGO METROPOLITAN TRANSIT SYSTEM

RESOLUTION NO. 16-3

Resolution Approving the MTS Area Fiscal Year 2016 STA Claim

WHEREAS, California Public Utilities Code (PUC) Sections 99313.3 and 99313.6 established a State Transit Assistance (STA) fund and grants the San Diego Metropolitan Transit System (MTS) authority to allocate monies from this fund; and

WHEREAS, MTS, through its various operating entities and divisions, including San Diego Transit Corporation (SDTC), San Diego Trolley, Inc. (SDTI), MTS Contracted Services (collectively referred to as "MTS"), and other operators on the basis of revenue generated, qualifies for STA monies under the provision of PUC Section 99260 et seq.; and

WHEREAS, the County Auditor has informed MTS that its eligible STA allocation for Fiscal Year 2016 is \$18,674,000 and

WHEREAS, the claimants' proposed expenditures of STA monies are in conformance with the *Regional Transportation Plan and Transportation Improvement Program*; and

WHEREAS the level of passenger fares and charges is sufficient to enable MTS to meet the fare revenue requirements of the PUC sections 99268.2, 99268.3, 99268.5, and 99268.9 as they may be applicable to MTS, and

WHEREAS MTS is making full use of federal funds available under the Urban Mass Transportation Act of 1964, as amended, and

WHEREAS, the sum of MTS' allocations of STA and local transportations funds do not exceed the amounts they are eligible to receive during the fiscal year; and

WHEREAS, priority consideration has been given to claims to offset reductions in federal operating assistance and the unanticipated increase in the cost of fuel, to enhance existing public transportation services, and to meet high-priority, area-wide public transportation needs; and

WHEREAS, in the last thirteen months, MTS has received a certification from the California Highway patrol verifying that MTS is in compliance with section 1808.1 of the Vehicle Code, as required in PUC section 99251, and

WHEREAS, MTS is in compliance with the eligibility requirements of PUC section 99314.6,

NOW, THEREFORE, BE IT RESOLVED, DETERMINED, AND ORDERED that the MTS Board does hereby direct and empower MTS staff to prepare and transmit allocation instructions to the County Auditor to disburse to MTS the Fiscal Year 2016 STA amount totaling \$18,674,000.

PASSED AND ADOPTED by the Board this 11th day of February 2016, by the following
vote:

AYES:

NAYS:

ABSENT:

ABSTAINING:

Chairman
San Diego Metropolitan Transit System

Filed by:

Approved as to form:

Office of the Clerk of the Board
San Diego Metropolitan Transit System

Office of the General Counsel
San Diego Metropolitan Transit System



1255 Imperial Avenue, Suite 1000
San Diego, CA 92101-7490
(619) 231-1466 • FAX (619) 234-3407

Agenda Item No. 9

MEETING OF THE SAN DIEGO METROPOLITAN TRANSIT SYSTEM BOARD OF DIRECTORS

February 11, 2016

SUBJECT:

SECURITY SERVICES AGREEMENT – CONTRACT AMENDMENT

RECOMMENDATION:

That the San Diego Metropolitan Transit System (MTS) Board of Directors authorize the Chief Executive Officer (CEO) to execute MTS Doc. No. G1299.5-10 (in substantially the same format as Attachment A) to amend the contract with Universal Protection Service (UPS) to authorize additional contract authority of \$900,000 in fiscal year (FY) 2016.

Budget Impact

This amendment would increase the previously authorized contract limit by \$900,000, from the original amount of \$39,802,392.64 to \$40,702,392.64. Funding is included in Security department's operating budget 420010-535100.

DISCUSSION:

On January 16, 2014, the MTS Board of Directors approved an amendment to MTS's security services contract with UPS to exercise option years 1 and 2. The final option term expires on June 30, 2016.

The table below illustrates the actual expenses versus the authorized expense amounts in order to maintain security service levels allowing MTS the ability to effectively respond to security events that may arise. Increases in the actual contract expenditures can be attributed to the following:

- 1) Continued construction and Transnet related projects for which MTS receives reimbursement. This activity does not impact the operating budget, but does impact the contract spend amount.



1255 Imperial Avenue, Suite 1000, San Diego, CA 92101-7490 • (619) 231-1466 • www.sdmts.com

Metropolitan Transit System (MTS) is a California public agency comprised of San Diego Transit Corp., San Diego Trolley, Inc., San Diego and Arizona Eastern Railway Company (nonprofit public benefit corporations), and San Diego Vintage Trolley, Inc., a 501(c)(3) nonprofit corporation, in cooperation with Chula Vista Transit. MTS is the taxicab administrator for seven cities. MTS member agencies include the cities of Chula Vista, Coronado, El Cajon, Imperial Beach, La Mesa, Lemon Grove, National City, Poway, San Diego, Santee, and the County of San Diego.

- 2) Increases to the Eagle Team Program and heightened security presence at special events not included in previous projections.
- 3) Unanticipated overtime associated with conflicting special events and emergencies.

	Actual Spend	Authorized Spend	Fiscal Year Difference	Cumulative Difference
FY 14	\$ 7,114,770.59	\$ 6,796,800.00	\$ (317,970.59)	\$ (317,970.59)
FY 15	\$ 7,376,967.84	\$ 7,022,400.00	\$ (354,567.84)	\$ (672,538.43)
FY 16 (Estimate)	\$ 7,491,377.05	\$ 7,324,800.00	\$ (166,577.05)	\$ (839,115.48)

At the end of FY 15 \$6,652,261.57 remained in the contract. Under the current trend, the estimated spend for FY16 is \$7,491,000, creating a shortfall of approximately \$840,000.

Therefore, staff recommends that the Board of Directors authorize the CEO to add \$900,000 to the UPS contract G1299.0-10, (in substantially the same format as Attachment A), to cover security services until June 30, 2016. The contract terms and rates remain the same.


 Paul C. Jablonski
 Chief Executive Officer

Key Staff Contact: Sharon Cooney, 619.557.4513, Sharon.Cooney@sdmts.com

Attachment: A. Draft MTS Doc. No. G1299.5-10

February 11, 2016

MTS Doc. No. G1299.5-10

Mr. Steve Jones
Universal Protection Service
P.O. Box 10134
Pasadena, CA 91189-1034

Dear Mr. Jones:

Subject: AMENDMENT NO. 5 TO MTS DOC. NO. G1299.0-10; SECURITY SERVICES

This shall serve as Amendment No. 5 to our agreement for security services as further described below.

SCOPE

Contractor shall continue to provide security services in accordance with the terms and conditions of the original agreement.

SCHEDULE

The term of the contract shall remain the same, terminating on June 30, 2016.

PAYMENT

This contract amendment shall authorize additional costs for the contract option period (FY 16) not to exceed \$900,000. The total value of this contract, including this amendment and the option years, shall be \$40,702,392.64. This amount shall not be exceeded without prior written approval from MTS.

Please sign and return the copy marked "original" to the Contracts Specialist at MTS. All other terms and conditions shall remain the same and in effect. Retain the other copy for your records.

Sincerely,

Agreed:

Paul C. Jablonski
Chief Executive Officer

Steve Jones
Universal Protection Service

Date: _____

cc: M. Guaderrama
E. DeGuzman
Procurement File



1255 Imperial Avenue, Suite 1000
San Diego, CA 92101-7490
(619) 231-1466 • FAX (619) 234-3407

Agenda Item No. 10

MEETING OF THE SAN DIEGO METROPOLITAN TRANSIT SYSTEM BOARD OF DIRECTORS

February 11, 2016

SUBJECT:

AMENDMENT TO CHIEF EXECUTIVE OFFICER EMPLOYMENT AGREEMENT

RECOMMENDATION:

That the Board of Directors approve an amendment to the Executive Employment Agreement between MTS and Paul C. Jablonski to provide additional compensation and fringe benefits (Attachment A).

Budget Impact

The proposed 3.5% merit increase (\$12,131 salary adjustment from \$346,629 to \$358,760) and the \$24,000 deferred compensation contribution total \$36,131. The proposed merit increase and deferred compensation contribution recommended above increases the total cost of the CEO contract by \$9,211 as compared to calendar year 2015, as MTS's pension and health insurance costs have decreased.

DISCUSSION:

At the Board's regular meeting on January 14, 2016, the Board conducted a closed session performance evaluation of Chief Executive Officer Paul Jablonski. The Board also conducted a closed session conference with Board Chairman Harry Mathis, who acts as the Board's chief negotiator regarding the CEO contract, to discuss a potential merit increase for the CEO.

Section 4.b of Mr. Jablonski's Executive Employment Agreement states:

Performance and Salary Review: Each year, beginning in January 2014, the Board of Directors shall review the performance of Mr. Jablonski and determine a salary adjustment, bonus or fringe benefit adjustment, if any. An award of a salary adjustment, bonus and/or fringe benefit adjustment, if any, will be made by the Board of Directors in its sole and absolute discretion.



Some highlights of Mr. Jablonski's 2015 performance achievements include:

- MTS adopted a balanced budget for Fiscal Year (FY) 2016, using no one-time monies and increasing MTS's reserve.
- Mr. Jablonski negotiated an agreement with ATU International and Local 1309 not to challenge MTS's FY 16 federal funding grants based on the state pension reform law (PEPRA), avoiding potentially significant funding shortfalls and service cuts. Mr. Jablonski's proactive actions on pension reform and reaching cooperative agreements with its labor organizations have placed MTS in a substantially better legal position in the statewide threats to federal transit funding because of PEPRA.
- Mr. Jablonski took the lead in the statewide effort to modify California law to increase the allowable weight for buses on California roads and highways. Various state and federal requirements for clean fuel, Americans' with Disabilities Act equipment, and other features increased bus axle weights over the previous 20 years. This created a situation where almost all 40 foot and 60 foot buses in the state would be subject to citation for noncompliance with the axle weight limitations. Mr. Jablonski worked with a coalition of transit agencies to update state law to set the weight at 22,000 pounds and apply it to bus weights excluding passenger loads. MTS buses are compliant with the new limits.
- Mr. Jablonski again took the statewide lead in educating members of the California Air Resources Board (CARB) and other transit agencies about the inequities and impracticalities of proposed Zero Emission Bus regulations. The regulations would significantly increase MTS' costs to purchase electric buses (\$900K/bus instead of \$500K), require a commitment to costly and proprietary electric bus charging infrastructure, and increase MTS's operating costs because of inefficient routing and scheduling that would be required to accommodate the service limitations of electric buses. The proposed regulations also carry a significant cost difference between electricity and compressed natural gas (CNG), potentially leading to service cuts to offset the increased electricity/operating costs. The proposed regulations fail to recognize significant investment made by MTS and other agencies to adopt low and zero emission programs (conversion of bus fleet from diesel to CNG and all-electric trolley). Mr. Jablonski will continue his efforts on this issue in 2016; he was recently appointed as the Chair of CARB's Transit Agency Advisory Subcommittee for this issue. In this role, Mr. Jablonski will be representing transit agencies state-wide on zero emission bus and related issues.
- Mr. Jablonski negotiated a 30-year, \$35 million naming rights agreement with UC San Diego for the Blue Line, exceeding any previous transit agency naming rights deal in the nation. This provides a new and significant revenue source that will assist MTS in providing additional service or implementing additional capital projects in future years.
- Mr. Jablonski was successful in receiving a \$31 million state grant towards the construction of a new downtown courthouse trolley station and the purchase of additional low-floor rail cars.
- MTS set a new ridership record for FY 2015 – 96,710,268 passengers.

In recognition of his exceptional performance, an amendment to Mr. Jablonski's Executive Employment Agreement is proposed to provide a merit increase to his salary of 3.5%, consistent with the merit pool provided for Management employees in the FY

16 budget, and also to provide Mr. Jablonski with a one-time \$24,000 contribution to a deferred compensation account designated by Mr. Jablonski. This increase is partially offset by Mr. Jablonski contributing an additional 1% of his pensionable salary towards his CalPERS pension, bringing his total contribution to 7% (consistent with other Management employees in the pre-PEPRA defined benefit pension plan). MTS's health insurance costs for Mr. Jablonski also decreased in 2016.

Additional CEO Contract Issue – Vested Retiree Health Benefits

The proposed contract amendment also includes language that is necessary to resolve an issue with Mr. Jablonski's vested right to receive certain health benefits upon retirement. The current contract entitles Mr. Jablonski to receive health benefits upon retirement in accordance with a 2008 formula (either 60% or 75% paid by MTS depending on his age -outlined below) for "any health insurance plan he selects". This formula/retiree health benefit was based upon a previous retiree health plan model, which included retirees in the same group health plans as active MTS employees.

In order to better control health plan costs, MTS no longer includes retirees in the active group health plan. Instead, retirees receive funds (based on years of service and the current cost of MTS's HMO health plan) into a Health Reimbursement Account (HRA) to purchase individual health insurance policies on the Affordable Care Act private insurance and Medicare exchanges. Because retirees are no longer included in the MTS group health plan, it would be difficult for MTS to implement Mr. Jablonski's retiree health benefit as currently described in the EEA. To resolve this issue, but fulfill the obligation in the contract, the contract amendment revises the EEA to define the retiree health benefit as entitling Mr. Jablonski to a lump sum contribution to an HRA. The lump sum is equivalent to the contractual formula and health plan costs in effect today:


2008 Formula: Age 60 to 64, retiree pays 40% of current COBRA rates.

- For 2016, Anthem Blue Cross HDHP/HSA (EE+1) costs \$2,568.72/month
- Mr. Jablonski would pay \$1,025.88
- MTS would pay \$1,541.23 (annual MTS cost \$18,495)

2008 Formula: Age 65 and older, retiree pays 25% of current COBRA rates.

- For 2016, Anthem Blue Cross HDHP/HSA/Medicare Eligible (EE+1) costs \$1,576.43/month
- Mr. Jablonski would pay \$394.10
- MTS would pay \$1,182.32 (annual MTS cost \$14,188)

The proposed contract amendment codifies these lump sum contribution amounts, provides for a CPI adjustment starting in 2017, and addresses how the formula is implemented when Mr. Jablonski is over 65 (e.g., Medicare eligible), but his spouse is under 65.



Harry Mathis
Chair, MTS Board of Directors

Key Staff Contact: Karen Landers 619.557.4512, Karen.Landers@sdmts.com

Attachment: A. MTS Doc. No. G0912.9-04 – Proposed Amendment No. 9 to CEO Executive Employment Agreement

February 11, 2016

MTS Doc. No. G0912.9-04

Mr. Paul Jablonski
Chief Executive Officer
San Diego Metropolitan Transit System
1255 Imperial Avenue, Suite 1000
San Diego, California 92101

Dear Mr. Jablonski:

Subject: AMENDMENT 9 TO MTS DOC. NO. G0912.0-04
EXECUTIVE EMPLOYMENT AGREEMENT (CHIEF EXECUTIVE OFFICER)

This letter shall serve to modify our agreement for professional services pursuant to the Executive Employment Agreement dated July 1, 2008 and modified by amendments dated March 5, 2009, March 24, 2011, December 13, 2012, March 21, 2013, February 20, 2014 and March 12, 2015 ("Agreement"), as set forth below:

- A. Modify base salary pursuant to Section 4(a) to increase compensation by 3.5% retroactive to January 1, 2016 (increasing base pay from \$346,629 to \$358,760).
- B. Modify Exhibit A "Fringe Benefits for Chief Executive Officer" to include the following additional fringe benefit, for calendar year 2016 only:
- 2016 Additional Deferred Compensation: One-time contribution of \$24,000.00 to a deferred compensation account as directed by Mr. Jablonski.
- C. Add Attachment A as a clarification of Mr. Jablonski's vested retiree health benefit set forth in Exhibit A, Paragraph 1(b) and Exhibit B of the Agreement (MTS Doc. No. G0912.2-04) dated July 1, 2008.

If you agree with the above, please sign in the space provided below and return one document marked "Original" to MTS. All other terms and conditions shall remain in effect.

Sincerely,

Accepted:

Harry Mathis
Chairman

Paul C. Jablonski

Approved as to Form:

By: _____
Karen Landers, General Counsel

ATTACHMENT A

The parties acknowledge that the current contract entitles Mr. Jablonski to receive health benefits upon retirement in accordance with a 2008 formula for "any health insurance plan he selects". Because retirees are no longer included in the MTS group health plan, the parties acknowledge that it would be difficult for MTS to implement Mr. Jablonski's retiree health benefit as currently described in the EEA. To resolve this issue, but fulfill the obligation in the contract, the parties hereby agree that the EEA retiree health premium benefit can be paid in a lump sum to a Health Retirement Account (HRA), and that Mr. Jablonski will be responsible for securing and maintaining health insurance thereafter. The parties agree that this revision does not provide any new benefit, but is intended to define the scope of MTS's financial obligation under the existing EEA, and to convert that benefit into a lump sum payment.

Therefore, the Retirement Health Care Benefit set forth in Exhibit A, Paragraph 1(b) and Exhibit B to the EEA shall be modified to read:

Retirement Health Care Benefit (CEO and Spouse Pre 65 Years of Age)

Beginning the first of the month after the retirement of CEO, MTS will begin contributing \$1,541/month into Health Reimbursement Arrangement (HRA) on his behalf until he reaches Medicare eligibility. HRA contributions will be front loaded in three (3) month increments. CEO will be responsible for obtaining health care on his own and is not eligible for MTS group plans. If spouse predeceases CEO or is otherwise no longer eligible for coverage, MTS will reduce contribution to \$750/month. Similarly, if CEO predeceases spouse, then spouse would receive \$750/month into HRA until her death. These contributions shall increase each year by the Consumer Price Index - Medical Care Services rate, beginning January 1, 2017.

Retirement Health Care (CEO 65 or Older and Spouse Under 65 Years of Age)

Beginning the first of the month after 65th birthday, MTS will begin contributing \$1,350/month into Health Reimbursement Arrangement (HRA) on his behalf for the remaining life of the CEO. HRA contributions will be front loaded in three (3) month increments. CEO will be responsible for obtaining health care on his own and is not eligible for MTS group plans. If spouse predeceases CEO or is otherwise no longer eligible for coverage, MTS will reduce contribution to \$600/month. Similarly, if CEO predeceases spouse, then spouse would receive \$750/month into HRA until her death. These contributions shall increase each year by the Consumer Price Index - Medical Care Services rate, beginning January 1, 2017.

Retirement Health Care (CEO and Spouse Are 65 Years of Age)

Beginning the first of the month after spouse's 65th birthday, MTS will begin contributing \$1,182/month into Health Reimbursement Arrangement (HRA) on his behalf for the remaining life of the CEO. HRA contributions will be front loaded in three (3) month increments. CEO will be responsible for obtaining health care on his own and is not eligible for MTS group plans. If spouse predeceases CEO or is otherwise no longer eligible for coverage, MTS will reduce contribution to \$600/month. Similarly, if CEO predeceases spouse, then spouse would receive \$600/month into HRA until her death. These contributions shall increase each year by the Consumer Price Index - Medical Care Services rate, beginning January 1, 2017.



1255 Imperial Avenue, Suite 1000
San Diego, CA 92101-7490
(619) 231-1466 • FAX (619) 234-3407

Agenda Item No. 11

MEETING OF THE SAN DIEGO METROPOLITAN TRANSIT SYSTEM BOARD OF DIRECTORS

February 11, 2016

SUBJECT:

SAN DIEGO METROPOLITAN TRANSIT SYSTEM (MTS) BUS SHELTERS -
CONTRACT AWARD

RECOMMENDATION:

That the Board of Directors authorize the Chief Executive Officer (CEO) to execute MTS Doc. No. B0638.0-16 (in substantially the same format as Attachment A) with Tolar Manufacturing Company, Inc. (Tolar) for the provision of Bus Shelters.

Budget Impact

The total estimated cost of this agreement would not exceed \$7,913,154.60. Funding will be through Capital Improvement Project (CIP) 11362P for fiscal years 2016 through 2018.

DISCUSSION:

On February 12, 2015, MTS awarded a contract to Brasco International for the provision of bus shelters. Per the contract terms, Brasco was required to fabricate one full scale 13' shelter as a prototype for inspection and acceptance by MTS or its representative.

Brasco delivered the first prototype in May 2015. MTS inspected the shelter and noted multiple deficiencies. After detailing the deficiencies, MTS provided Brasco the opportunity to submit a second prototype.

The second prototype was delivered and installed by Brasco in September 2015. Again, several deficiencies were detailed to Brasco. After careful consideration, Brasco agreed to terminate the contract for convenience on November 18, 2015.

MTS determined that re-opening negotiations with the next highest ranked submitter,



Tolar, was in the best interest of MTS. Tolar and Brasco were the top ranked proposals with a substantial gap from the next highest proposal. Brasco and Tolar scored 86 and 84 points respectively while the next highest ranking submitter scored 68 points.

MTS staff representing Marketing, Capital Project Management, Passenger Facilities, Transit Operations, and Procurement met with Tolar to discuss construction, materials, and negotiate price. On January 8, 2016, Tolar agreed to maintain their original pricing from the competitive RFP and offered several materials options to reduce costs.

Based on the evaluation panel's analysis of the technical proposal, discussions, negotiations, and evaluation of price (Attachment B), MTS staff has determined that Tolar Manufacturing's proposal is fair and reasonable and represents the best overall value for MTS.



Paul C. Jablonski
Chief Executive Officer

Key Staff Contact: Sharon Cooney, 619.557.4513, Sharon.Cooney@sdmts.com

Attachments: A. Draft Standard Services Agreement; Contract B0638.0-16
B. Tolar Pricing

STANDARD PROCUREMENT AGREEMENT

B0638.0-16
CONTRACT NUMBER

DRAFT

FILE NUMBER(S)

THIS AGREEMENT is entered into this _____ day of _____ 2016, in the state of California by and between San Diego Metropolitan Transit System ("MTS"), a California public agency, and the following contractor, hereinafter referred to as "Contractor":

Name: Tolar Manufacturing Company, Inc.Address: 258 Mariah CircleForm of Business: Corporation
(Corporation, partnership, sole proprietor, etc.)Corona, CA 92879Telephone: (800) 339-6165Authorized person to sign contracts: Patrick Merrick
NameExecutive Vice President
Title

The attached Standard Conditions are part of this agreement. The Contractor agrees to furnish to MTS services and materials, as follows:

Provide Bus Shelters as set forth in the MTS Scope of Work (attached as Exhibit A), Tolar's Proposal (attached as Exhibit B), in accordance with the Standard Procurement Agreement, including Standard Conditions Procurement (attached as Exhibit C).

The total contract cost shall not exceed \$7,913,154.60.

SAN DIEGO METROPOLITAN TRANSIT SYSTEM		CONTRACTOR AUTHORIZATION
By: _____ Chief Executive Officer		Firm: _____
Approved as to form:		By: _____ Signature
By: _____ Office of General Counsel		Title: _____
AMOUNT ENCUMBERED	BUDGET ITEM	FISCAL YEARS
\$7,913,154.60	CIP11362P	2016-18

By: _____
Chief Financial Officer

Date

**SAN DIEGO METROPOLITAN TRANSIT SYSTEM
COST PROPOSAL FORMS (UPDATED 12/29/15)**

RFP TITLE: BUS SHELTERS

MTS DOC. NO.: Original: B0615.0-14 New: B0638.0-16

PROPOSER NAME: TOLAR

Year One (1) - Year Three (3)

Line #	Description	Est. Qty*	Unit Price	Extended Price
Base Requirements				
1	13' Shelter - Flat roof, standard 110V electrical, map case, back panel with MTS logo, and side panels Model 23678-00	210	\$ 5,655.00	\$ 1,187,550.00
2	17' Shelter - Flat roof, standard 110V electrical, map case, back panel with MTS logo, and side panels Model 23681-00	90	\$ 6,675.00	\$ 600,750.00
3	5' Metal Bench (2 for each 17' Shelter)	180	\$ 410.00	\$ 73,800.00
4	8' Metal Bench (1 for each 13' Shelter)	210	\$ 590.00	\$ 123,900.00
5	20 Gallon Pole Mount Trash Receptacle	300	\$ 340.00	\$ 102,000.00
6	Advertising Panels/Kiosks for 13' Shelter	168	\$ 1,785.00	\$ 299,880.00
7	Advertising Panels/Kiosks for 17' Shelter	72	\$ 1,785.00	\$ 128,520.00
8	Prototype Shelter	1	\$ 12,525.00	\$ 12,525.00
Options				
9	Arched Roof for 13' Shelter Models 23671/23670/23672	210	\$ 225.00	\$ 47,250.00
10	Arched Roof for 17' Shelter Models 23672/23674/23675	90	\$ 300.00	\$ 27,000.00
11	Solar Power - Ad Kiosk--ADD TO LINE 13 FOR ILLUMINATION SET	1	\$ 1,495.00	\$ 1,495.00
12	Solar Power - Ad Kiosk - FLEX PANEL --ADD TO LINE 14 FOR SET	299	\$ 1,525.00	\$ 455,975.00
13	Solar Power - Shelter Interior --ROOF/COMPONENT HOUSING ONLY	1	\$ 1,600.00	\$ 1,600.00
14	Solar Power - Shelter Interior - FLEX PANEL --ROOF COMP/HOUSING ONLY	299	\$ 2,050.00	\$ 612,950.00
15	Roof Front Tube Highlight Color	100	\$ 125.00	\$ 12,500.00
16	20 Gallon Pole Mount Receptacle for Recyclable Materials	300	\$ 410.00	\$ 123,000.00
17	LED Lighting - 7' Strips	600	\$ 55.00	\$ 33,000.00
18	Escutcheons (Shoe Covers) - (Tolar to suggest appropriate quantities)	720	\$ 45.00	\$ 32,400.00
19	Escutcheon Spacers (Tolar to suggest appropriate quantities)	300	\$ 39.00	\$ 11,700.00
20	Rod support sleeve for mid-panel support in the back wall -	270	INCLUDED	\$ -
Cost Savings Options <i>Please show credits as negative numbers.</i>				
21	Aluminum Roof 3 panels for 13' shelter 4 for 17' shelter-3 in table	300	\$ (450.00)	\$ (135,000.00)
22	Scaled back map case	300	INCLUDED	\$ -
23	Plastic slats on benches - 5' bench	180	\$ (50.00)	\$ (9,000.00)
24	Plastic slats on benches - 8' bench	210	\$ (50.00)	\$ (10,500.00)
25	Roof Rear Tube INSERT Highlight Color	300	INCLUDED	\$ -
26	Removal of gutters	300	\$ (100.00)	\$ (30,000.00)
27	No back panels on 13' shelter	21	\$ (1,350.00)	\$ (28,350.00)
28	No back panels on 17' shelter	9	\$ (1,600.00)	\$ (14,400.00)
29	Back Panel Reduction (Removing 1 of 3 on 13' shelters and 1 of 4 on 17' shelters - Securement hardware should be included)	270	\$ (250.00)	\$ (67,500.00)
Spare Parts				
30	Advertising Glass Panels	30	\$ 66.00	\$ 1,980.00
31	Back Screens with MTS Logo	6	\$ 515.00	\$ 3,090.00
32	Side Panels	6	\$ 160.00	\$ 960.00
33	Flat Roof Structures	1	\$ 2,100.00	\$ 2,100.00
34	"Snap-In" - Pocketed Column Fill Material	600ft	\$ 1.00	\$ 600.00
35	Trash Receptacles	30	\$ 340.00	\$ 10,200.00
8% CA Sales Tax:				\$ 288,958.00
Sub-Total Years 1-3:				\$ 3,900,933.00

*Estimated quantities are for proposal purposes only. The quantities do not reflect guaranteed usage by MTS. The actual quantity ordered may be more or less than estimated on the form and is dictated by MTS's actual usage.

*Unit Price shall include all handling and delivery costs.

Year Four (4)

Line #	Description	Est. Qty.*	Unit Price	Extended Price
Base Requirements				
1	13' Shelter - Flat roof, standard 110V electrical, map case, back panel with MTS logo, and side panels	70	\$ 5,890.00	\$ 412,300.00
2	17' Shelter - Flat roof, standard 110V electrical, map case, back panel with MTS logo, and side panels	30	\$ 6,955.00	\$ 208,650.00
3	5' Metal Bench (2 for each 17' Shelter)	60	\$ 427.00	\$ 25,620.00
4	8' Metal Bench (1 for each 13' Shelter)	70	\$ 610.00	\$ 42,700.00
5	20 Gallon Pole Mount Trash Receptacle	100	\$ 355.00	\$ 35,500.00
6	Advertising Panels/Kiosks for 13' Shelter	56	\$ 1,860.00	\$ 104,160.00
7	Advertising Panels/Kiosks for 17' Shelter	24	\$ 1,860.00	\$ 44,640.00
Options				
8	Arched Roof for 13' Shelter	70	\$ 235.00	\$ 16,450.00
9	Arched Roof for 17' Shelter	30	\$ 312.00	\$ 9,360.00
10	Solar Power - Ad Kiosk	1	\$ 1,558.00	\$ 1,558.00
11	Solar Power - Ad Kiosk - FLEX PANEL	99	\$ 1,584.00	\$ 156,816.00
12	Solar Power - Shelter Interior	1	\$ 1,562.00	\$ 1,562.00
13	Solar Power - Shelter Interior - FLEX PANEL	99	\$ 2,140.00	\$ 211,860.00
14	Roof Front Tube Highlight Color	100	\$ 130.00	\$ 13,000.00
15	20 Gallon Pole Mount Receptacle for Recyclable Materials	100	\$ 427.00	\$ 42,700.00
16	LED Lighting - 7' Strips	200	\$ 58.00	\$ 11,600.00
17	Escutcheons (Shoe Covers) - (Tolar to suggest appropriate quantities)	360	\$ 47.00	16920
18	Escutcheon Spacers (Tolar to suggest appropriate quantities)	300	\$ 42.00	12600
19	Rod support sleeve for mid-panel support in the back wall	90	INCLUDED	\$ -
Cost Savings Options				
<i>Please show credits as negative numbers.</i>				
20	Aluminum Roof	100	\$ (470.00)	\$ (47,000.00)
21	Scaled back map case	100	INCLUDED	\$ -
22	Plastic slats on benches - 5' bench	60	\$ (52.00)	\$ (3,120.00)
23	Plastic slats on benches - 8' bench	70	\$ (52.00)	\$ (3,640.00)
24	Roof Rear Tube INSERT Highlight Color	100	INCLUDED	\$ -
25	Removal of gutters	100	\$ (105.00)	\$ (10,500.00)
26	No back panels on 13' shelter	7	\$ (1,404.00)	\$ (9,828.00)
27	No back panels on 17' shelter	3	\$ (1,664.00)	\$ (4,992.00)
28	Back Panel Reduction (Removing 1 of 3 on 13' shelters and 1 of 4 on 17' shelters - Securement hardware should be included)	90	\$ (260.00)	\$ (23,400.00)
Spare Parts				
29	Advertising Glass Panels	10	\$ 58.00	\$ 580.00
30	Back Screens with MTS Logo	2	\$ 640.00	\$ 1,280.00
31	Side Panels	2	\$ 198.00	\$ 396.00
32	Flat Roof Structures	1	\$ 2,188.00	\$ 2,188.00
33	"Snap-In" - Pocketed Column Fill Material	200ft	\$ 1.00	\$ 200.00
34	Trash Receptacles	10	\$ 42.00	\$ 420.00
			CA Sales Tax:	\$ 101,646.40
			Sub-Total Year 4:	\$ 1,372,226.40

*Estimated quantities are for proposal purposes only. The quantities do not reflect guaranteed usage by MTS. The actual quantity ordered may be more or less than estimated on the form and is dictated by MTS's actual usage.

*Unit Price shall include all handling and delivery costs.

Year Five (5)

Line #	Description	Est. Qty.*	Unit Price	Extended Price
Base Requirements				
1	13' Shelter - Flat roof, standard 110V electrical, map case, back panel with MTS logo, and side panels	70	\$ 5,890.00	\$ 412,300.00
2	17' Shelter - Flat roof, standard 110V electrical, map case, back panel with MTS logo, and side panels	30	\$ 6,955.00	\$ 208,650.00
3	5' Metal Bench (2 for each 17' Shelter)	60	\$ 427.00	\$ 25,620.00
4	8' Metal Bench (1 for each 13' Shelter)	70	\$ 610.00	\$ 42,700.00
5	20 Gallon Pole Mount Trash Receptacle	100	\$ 355.00	\$ 35,500.00
6	Advertising Panels/Kiosks for 13' Shelter	56	\$ 1,860.00	\$ 104,160.00
7	Advertising Panels/Kiosks for 17' Shelter	24	\$ 1,860.00	\$ 44,640.00
Options				
8	Arched Roof for 13' Shelter	70	\$ 235.00	\$ 16,450.00
9	Arched Roof for 17' Shelter	30	\$ 312.00	\$ 9,360.00
10	Solar Power - Ad Kiosk	1	\$ 1,558.00	\$ 1,558.00
11	Solar Power - Ad Kiosk - FLEX PANEL	99	\$ 1,584.00	\$ 156,816.00
12	Solar Power - Shelter Interior	1	\$ 1,562.00	\$ 1,562.00
13	Solar Power - Shelter Interior - FLEX PANEL	99	\$ 2,140.00	\$ 211,860.00
14	Roof Front Tube Highlight Color	100	\$ 130.00	\$ 13,000.00
15	20 Gallon Pole Mount Receptacle for Recyclable Materials	100	\$ 427.00	\$ 42,700.00
16	LED Lighting - 7' Strips	200	\$ 58.00	\$ 11,600.00
17	Escutcheons (Shoe Covers) - (Tolar to suggest appropriate quantities)	360	\$ 47.00	16920
18	Escutcheon Spacers (Tolar to suggest appropriate quantities)	300	\$ 42.00	12600
19	Rod support sleeve for mid-panel support in the back wall	90	INCLUDED	\$ -
Cost Savings Options <i>Please show credits as negative numbers.</i>				
20	Aluminum Roof	100	\$ (470.00)	\$ (47,000.00)
21	Scaled back map case	100	INCLUDED	\$ -
22	Plastic slats on benches - 5' bench	60	\$ (52.00)	\$ (3,120.00)
23	Plastic slats on benches - 8' bench	70	\$ (52.00)	\$ (3,640.00)
24	Roof Rear Tube INSERT Highlight Color	100	INCLUDED	\$ -
25	Removal of gutters	100	\$ (105.00)	\$ (10,500.00)
26	No back panels on 13' shelter	7	\$ (1,404.00)	\$ (9,828.00)
27	No back panels on 17' shelter	3	\$ (1,664.00)	\$ (4,992.00)
28	Back Panel Reduction (Removing 1 of 3 on 13' shelters and 1 of 4 on 17' shelters - Securement hardware should be included)	90	\$ (260.00)	\$ (23,400.00)
Spare Parts				
29	Advertising Glass Panels	10	\$ 58.00	\$ 580.00
30	Back Screens with MTS Logo	2	\$ 640.00	\$ 1,280.00
31	Side Panels	2	\$ 198.00	\$ 396.00
32	Flat Roof Structures	1	\$ 2,188.00	\$ 2,188.00
33	"Snap-In" - Pocketed Column Fill Material	200ft	\$ 1.00	\$ 200.00
34	Trash Receptacles	10	\$ 42.00	\$ 420.00
			CA Sales Tax:	\$ 101,646.40
			Sub-Total Year 5:	\$ 1,372,226.40

*Estimated quantities are for proposal purposes only. The quantities do not reflect guaranteed usage by MTS. The actual quantity ordered may be more or less than estimated on the form and is dictated by MTS's actual usage.

*Unit Price shall include all handling and delivery costs.

OPTION TO PURCHASE ADDITIONAL QUANTITIES - Year Five (5)

Line #	Description	Est. Qty.*	Unit Price	Extended Price
Base Requirements				
1	13' Shelter - Flat roof, standard 110V electrical, map case, back panel with MTS logo, and side panels	70	\$ 5,890.00	\$ 412,300.00
2	17' Shelter - Flat roof, standard 110V electrical, map case, back panel with MTS logo, and side panels	30	\$ 6,955.00	\$ 208,650.00
3	5' Metal Bench (2 for each 17' Shelter)	60	\$ 427.00	\$ 25,620.00
4	8' Metal Bench (1 for each 13' Shelter)	70	\$ 610.00	\$ 42,700.00
5	20 Gallon Pole Mount Trash Receptacle	100	\$ 355.00	\$ 35,500.00
6	Advertising Panels/Kiosks for 13' Shelter	20	\$ 1,860.00	\$ 37,200.00
7	Advertising Panels/Kiosks for 17' Shelter	8	\$ 1,860.00	\$ 14,880.00
Options				
8	Arched Roof for 13' Shelter	70	\$ 235.00	\$ 16,450.00
9	Arched Roof for 17' Shelter	30	\$ 312.00	\$ 9,360.00
10	Solar Power - Ad Kiosk	1	\$ 1,558.00	\$ 1,558.00
11	Solar Power - Ad Kiosk - FLEX PANEL	99	\$ 1,584.00	\$ 156,816.00
12	Solar Power - Shelter Interior	1	\$ 1,562.00	\$ 1,562.00
13	Solar Power - Shelter Interior - FLEX PANEL	99	\$ 2,140.00	\$ 211,860.00
14	Roof Front Tube Highlight Color	100	\$ 130.00	\$ 13,000.00
15	20 Gallon Pole Mount Receptacle for Recyclable Materials	100	\$ 427.00	\$ 42,700.00
16	LED Lighting - 7' Strips	200	\$ 58.00	\$ 11,600.00
17	Escutcheons (Shoe Covers) - (Tolar to suggest appropriate quantities)	360	\$ 47.00	\$ 16,920.00
18	Escutcheon Spacers (Tolar to suggest appropriate quantities)	300	\$ 42.00	\$ 12,600.00
19	Rod support sleeve for mid-panel support in the back wall	90	INCLUDED	\$ -
Cost Savings Options				
<i>Please show credits as negative numbers.</i>				
20	Aluminum Roof	100	\$ (470.00)	\$ (47,000.00)
21	Scaled back map case	100	INCLUDED	\$ -
22	Plastic slats on benches - 5' bench	60	\$ (52.00)	\$ (3,120.00)
23	Plastic slats on benches - 8' bench	70	\$ (52.00)	\$ (3,640.00)
24	Roof Rear Tube INSERT Highlight Color	100	INCLUDED	\$ -
25	Removal of gutters	100	\$ (105.00)	\$ (10,500.00)
26	No back panels on 13' shelter	7	\$ (1,404.00)	\$ (9,828.00)
27	No back panels on 17' shelter	3	\$ (1,664.00)	\$ (4,992.00)
28	Back Panel Reduction (Removing 1 of 3 on 13' shelters and 1 of 4 on 17' shelters - Securement hardware should be included)	90	\$ (260.00)	\$ (23,400.00)
Spare Parts				
29	Advertising Glass Panels	10	\$ 58.00	\$ 580.00
30	Back Screens with MTS Logo	2	\$ 640.00	\$ 1,280.00
31	Side Panels	2	\$ 198.00	\$ 396.00
32	Flat Roof Structures	1	\$ 2,188.00	\$ 2,188.00
33	"Snap-In" - Pocketed Column Fill Material	200ft	\$ 1.00	\$ 200.00
34	Trash Receptacles	10	\$ 42.00	\$ 420.00
CA Sales Tax:				\$ 93,908.80
Sub-Total Year 5 (OPTION):				\$ 1,267,768.80

*Estimated quantities are for proposal purposes only. The quantities do not reflect guaranteed usage by MTS. The actual quantity ordered may be more or less than estimated on the form and is dictated by MTS's actual usage.

*Unit Price shall include all handling and delivery costs.

CONTRACT YEAR	TOTAL
CONTRACT YEARS 1-3 SUBTOTAL:	\$ 3,900,933.00
CONTRACT YEAR 4 SUBTOTAL:	\$ 1,372,226.40
CONTRACT YEAR 5 SUBTOTAL (Including OPTION):	\$ 2,639,995.20
GRAND TOTAL FOR 5 YEAR CONTRACT:	\$ 7,913,154.60

PROPOSER ACCEPTS RESPONSIBILITY FOR ACCURACY AND PRESENTATION OF THE ABOVE NUMBERS.

*Estimated quantities are for proposal purposes only. The quantities do not reflect guaranteed usage by MTS. The actual quantity ordered may be more or less than estimated on the form and is dictated by MTS's actual usage.

*Unit Price shall include all handling and delivery costs.

TOLAR MANUFACTURING COMPANY, INC
 258 MARIAH CIRCLE
 CORONA, CA 92879
 PH 951-808-0081
 FX 951-808-0041
 DI 951-547-8209
 E: pmerrick@tolarmfg.com

Patrick Merrick

PATRICK MERRICK
 EXECUTIVE VICE-PRESIDENT
 JANUARY 8, 2016



1255 Imperial Avenue, Suite 1000
San Diego, CA 92101-7490
(619) 231-1466 • FAX (619) 234-3407

Agenda Item No. 30

MEETING OF THE SAN DIEGO METROPOLITAN TRANSIT SYSTEM BOARD OF DIRECTORS

February 11, 2016

SUBJECT:

SECURITY SERVICES AGREEMENT – CONTRACT AWARD (MANUEL
GUADERRAMA)

RECOMMENDATION:

That the San Diego Metropolitan Transit System (MTS) Board of Directors authorize the Chief Executive Officer (CEO) to execute MTS Doc. No. G1828.0-15 (in substantially the same format as Attachment A) with Universal Protection Services (UPS) dba Transit Systems Security, for the provision of Security Services for three (3) base years with an option to extend for an additional two (2) years.

Budget Impact

The amount for the three base years is \$23,328,100.75, and option years 4 and 5 is \$15,709,451.52, for a not to exceed total of \$39,037,552.27. The project will be funded by the MTS Security department's operating budget account 420010-535100 as follows:

		Annual Total	Cumulative Total
Base Period	Year 1	7,664,705.54	7,664,705.54
Base Period	Year 2	7,826,081.56	15,490,787.10
Base Period	Year 3	7,837,313.65	23,328,100.75
Option Period	Year 4	7,848,825.57	31,176,926.32
Option Period	Year 5	7,860,625.95	39,037,552.27

DISCUSSION:

MTS requires uniformed security officers at various locations throughout MTS's service area to provide a safe environment for patrons and employees alike. Security officers



have the capability to respond to disturbances and emergencies affecting both trolley and bus services.

A quality security team is a financially practical way to offer a physical presence and be the eyes and ears of MTS and ambassadors of good will, serving as a visual and physical deterrent to suspicious and illegal behavior including assault, vandalism and graffiti activities.

Security officers work closely with MTS Code Compliance inspectors to conduct fare inspections, which have proved effective in keeping the fare evasion rate at just over 3%. MTS has a current contract with UPS, and the current contract terminates on June 30, 2016.

MTS Policy No. 52, "Procurement of Goods and Services", requires a formal competitive process for procurements and service contracts over \$100,000.

On August 10, 2015, MTS issued a Request for Proposals. Five proposals were received by the due date of October 30, 2015 from the following:

1. A1 Protective Services Inc., San Francisco, CA 94124
2. American Guard Services, Carson, CA 90746
3. Securitas Security Services USA Inc., San Diego, CA 92108
4. Universal Protection Service (UPS), dba Transit Systems Security, San Diego CA 92110
5. U.S. Security Associates, Burbank, CA 91502

Four proposals were deemed responsive and responsible and were evaluated by a committee comprised of representatives from MTS Security, MTS Finance, San Diego Trolley Inc., the San Diego Police Department (Northwestern Division) and the San Diego Sheriff's Department. The fifth proposal was deemed non-responsive for an incomplete cost proposal. The proposals were evaluated on the following:

- | | |
|--|-------------|
| 1. Qualifications of the Firm or Individual | 20% |
| 2. Staffing, Organization, and Management Plan | 15% |
| 3. Work Plan | 15% |
| 4. Cost/Price | 50% |
| Total | 100% |

The following table illustrates the total scores and ranking of each:

PROPOSER	TOTAL AVG. TECH. SCORE	INITIAL PRICE PROPOSAL	COST SCORE	TOTAL AVG SCORE Total Possible: 100	RANKING
UPS	46.60	\$39,133,487	50.00	96.60	1
Securitas	37.80	\$44,012,604	44.46	82.26	2
American Guard	21.00	\$39,783,319	49.18	70.18	3
U.S. Securities	29.80	\$49,715,931	39.36	69.16	4

Because of its higher technical ratings, UPS was invited for an interview and negotiations. During the revised proposal phase, UPS further reduced its price proposal by \$95,934.73 from the original price of \$39,133,487.00 to \$39,037,552.27. Based on the objectives of this procurement, consideration of the evaluation criteria and UPS's

technical and price proposals, the evaluation team determined that it presented the best overall value to MTS.

Therefore, staff recommends that the Board of Directors authorize the CEO to execute MTS Doc. No. G1828.0-15 (in substantially the same format as Attachment A) with Universal Protection Service (UPS), dba Transit Systems Security for the provision of Security Services for three (3) base years with an option to extend for an additional two (2) years.



Paul C. Jablonski
Chief Executive Officer

Key Staff Contact: Sharon Cooney, 619.557.4513, Sharon.Cooney@sdmts.com

Attachments: A. Draft Standard Services Agreement; Contract G1828.0-15
B. UPS Cost Proposal

**ATTACHMENT A
(DRAFT)**

G1828.0-15
CONTRACT NUMBER

420010-535100
FILE/PO NUMBER(S)

**STANDARD SERVICES AGREEMENT
FOR
SECURITY SERVICES**

THIS AGREEMENT is entered into this ____ day of _____, 2016, in the State of California by and between San Diego Metropolitan Transit System ("MTS"), a California public agency, and the following, hereinafter referred to as "Contractor":

Name: Universal Protection Service, LP, dba
Transit Systems Security

Address: P.O. Box 10134

Form of Business: Corporation
(Corporation, partnership, sole proprietor, etc.)

Pasadena, CA 91189-1034

Telephone: (866) 877-1965

Authorized person to sign contracts:

Steve Jones
Name

CEO
Title

The attached Standard Conditions are part of this Agreement. The Contractor agrees to furnish to MTS, as follows:

Security services as specified in the Scope of Work (attached as Exhibit A), UPS's cost proposal dated December 23, 2015 (attached as Exhibit B), and in accordance with the Standard Services Agreement, including Standard Conditions Services (attached as Exhibit C) and Federal Requirements (attached as Exhibit D).

The contract term is for up to a three (3)-year base period and two (2) 1-year option terms, exercisable at MTS' sole discretion, for a total of five years. Base period shall be effective July 1, 2016 through June 30, 2019; and option years shall be effective July 1, 2019 through June 30, 2021, if exercised by MTS.

Payment terms shall be net 30 days from invoice date. The total cost of this contract shall not exceed \$23,328,100.75 for the base years and \$15,709,451.52 for the option years, for a total not to exceed \$39,037,552.27 without the express written consent of MTS.

SAN DIEGO METROPOLITAN TRANSIT SYSTEM	CONTRACTOR AUTHORIZATION
By: _____ Chief Executive Officer	Firm: _____
Approved as to form:	By: _____
By: _____ Office of General Counsel	Signature
	Title: _____

AMOUNT ENCUMBERED	BUDGET ITEM	FISCAL YEAR
<u>\$23,328,100.75</u>	<u>420010-535100</u>	<u>FY 17 - FY 19</u>

By: _____
Chief Financial Officer
(____ total pages, each bearing contract number)

Date
SA-SERVICES

G1828.0-15 - Security Services

Attachment B

Category	Year 1		Year 2		Year 3		Year 4		Year 5	
	FTE's	Billable Amount	FTE's	Billable Amount	FTE's	Billable Amount	FTE's	Billable Amount	FTE's	Billable Amount
Total Security	194.00	6,703,903.02	194.00	6,847,610.22	194.00	6,847,610.22	194.00	6,847,610.22	194.00	6,847,610.22
Overtime Impact	5.48	278,247.51	5.48	284,958.51	5.48	284,958.51	5.48	284,958.51	5.48	284,958.51
Adjusted FTEs	199.48	6,982,150.54	199.48	7,132,568.74	199.48	7,132,568.74	199.48	7,132,568.74	199.48	7,132,568.74
Fixed Costs		682,555.00		693,512.83		704,744.91		716,256.84		728,057.21
Totals		<u>7,664,705.54</u>		<u>7,826,081.56</u>		<u>7,837,313.65</u>		<u>7,848,825.57</u>		<u>7,860,625.95</u>
Base Contract Cost (3 yrs)										
Base Contract Cost and Two Option Years (5 yrs)										
				23,328,100.75						
				39,037,552.27						

MTS Security Services Agreement Contract Award

Presented by

Manny Guaderrama, Director
Transit Enforcement

February 11, 2016



1



Current Security Contract

- Transit Systems Security (formerly Heritage Security) - A subsidiary of Universal Protection Service (UPS)
 - Current contract is for six years from July 1, 2010 - June 30, 2016
 - Six year budget impact - \$40,702,392.64
 - 175 armed and unarmed uniformed security officers, which includes:
 - One Captain (on-site manager)
 - Three Lieutenants (mid-level managers)
 - Thirteen Sergeants (first-line supervisors)



2



New Contract Procurement

- Contract term is for three (3) base years and two (2) option years
- Five proposals received from the following companies:
 - A1 Protective Services Inc., San Francisco CA 94124
 - American Guard Services, Carson, CA 90746
 - Securitas Security Services Inc., San Diego, CA 92108
 - UPS dba Transit Systems Security, San Diego, CA 92110
 - U.S. Security Associates, Burbank, CA 91502



3



Selected Contractor

- UPS had the highest total technical score in addition to the lowest initial proposed costs (1.7% lower than the next lowest proposal)
- Because of its higher technical ratings, UPS was invited for an interview and negotiations. During the negotiation process, UPS further reduced its price to \$39,037,552.27, a reduction of \$95,934.73.



4



Security Services Overview

- Provide uniformed security officers at various locations throughout the MTS service area
- Respond to emergencies affecting trolley and bus services
- Conduct fare inspections
- Assist patrons and serve as ambassadors of good will
- Serve as a physical and visual deterrent to suspicious and illegal activity
- Assist Code Compliance Inspectors conducting fare inspections and enforcing MTS ordinances and transit related laws



5



Staffing Requirements

	FTEs
Armed Security Totals	85
Armed Lieutenant Totals	2
Armed Sergeant Totals	14
Unarmed Officer Totals	83
Special Event Officers Totals	7
Dispatch / CCTV Officer (Lieutenant) Totals	1
Armed Captain (On-Site Manager) Totals	1
Armed Courier Service Totals	1
Total Security	194

Contractor shall also have the ability and be prepared to provide on-call part-time Ambassadors (up to 35) for special events such as baseball and football games, Comic-Con, concerts etc.



6



Contract Highlights

- Body Cameras
 - All on-duty security officers will be equipped with a body camera
 - Contractor to maintain all video in accordance with MTS policy
 - MTS will have access as needed and will be made available for law enforcement purposes
- Training
 - Contractor will provide training to all its officers including all required State of California training, certificates, officer cards and weapons certifications, defensive tactics, laws of arrest, public relations, conflict resolution, report writing, patrol procedures and any other pertinent training courses applicable to performing security duties
 - Contractor will provide full time on-site training supervisors to conduct in-house training and ensure performance standards are met
- Increased Supervision



7



Budget Impact

- Three base years and two option years not to exceed \$39,037,552.27

		Annual Total	Cumulative Total
Base Period	Year 1	7,664,705.54	7,664,705.54
Base Period	Year 2	7,826,081.56	15,490,787.10
Base Period	Year 3	7,837,313.65	23,328,100.75
Option Period	Year 4	7,848,825.57	31,176,926.32
Option Period	Year 5	7,860,625.95	39,037,552.27



8



Recommendation

That the Board of Directors authorize the CEO to execute MTS Doc. No. G1828.0-15 with Universal Protection Services, for the provision of Security Services for three (3) base years with an option to extend for an additional two (2) years.



9



Questions?



10





1255 Imperial Avenue, Suite 1000
San Diego, CA 92101-7490
(619) 231-1466 • FAX (619) 234-3407

Agenda Item No. 45

MEETING OF THE SAN DIEGO METROPOLITAN TRANSIT SYSTEM BOARD OF DIRECTORS

February 11, 2016

SUBJECT:

MTS ADVERTISING CAMPAIGN (ROB SCHUPP)

INFORMATIONAL ITEM

Budget Impact

\$120,871 for approximately 90 million impressions. Cost per 1,000 impressions is \$1.32.

DISCUSSION:

MTS is launching a branding and ridership campaign in January to highlight the many improvements MTS has made to its system over the last several years. The campaign will utilize primarily outdoor advertising media, including traditional bulletins and posters (billboards), and MTS shelters, benches and vehicles. The campaign will also utilize limited print ads. MTS will also support the campaign with web site

It will be a highly visual outdoor campaign to highlight NEW vehicles, stations and Rapid service. Print ads will highlight the new website. Samples of the ads follow this discussion.

By utilizing many of MTS-owned assets, and taking advantage of favorable advertising rates for Bulletins and Posters at the beginning of the year, MTS will create more than 90 million impressions at a cost of \$120,871 (including printing and installation). The CPM (cost per 1,000 impressions) is \$1.32, an exceptional overall rate.

Primary components of the three-month ad buy include:

- 30 30-sheet posters
- 5 Freeway bulletins
- 30 Bus shelters 30 Bus benches
- 1 Trolley Wrap



1255 Imperial Avenue, Suite 1000, San Diego, CA 92101-7490 • (619) 231-1466 • www.sdmts.com

Metropolitan Transit System (MTS) is a California public agency comprised of San Diego Transit Corp., San Diego Trolley, Inc., San Diego and Arizona Eastern Railway Company (nonprofit public benefit corporations), and San Diego Vintage Trolley, Inc., a 501(c)(3) nonprofit corporation, in cooperation with Chula Vista Transit. MTS is the taxicab administrator for seven cities. MTS member agencies include the cities of Chula Vista, Coronado, El Cajon, Imperial Beach, La Mesa, Lemon Grove, National City, Poway, San Diego, Santee, and the County of San Diego.

- 1 Bus Wrap
- 3 Reader ads
- 1 Citybeat ad

Outdoor ads will be placed throughout the MTS service territory. There will be a large concentration of ads in the mid-city section of San Diego. There will be three different ads and they will be placed so by passers are likely to see all three ads in one trip.

Other components of marketing efforts will also be discussed.




Paul C. Jablonski
Chief Executive Officer

Key Staff Contact: Sharon Cooney, 619.557.4513, Sharon.Cooney@sdmts.com

Attachment: A. New Campaign Creative

New Campaign Creative



A white and red MTS bus, number 206, is shown parked in front of a modern building. The bus has a bicycle rack on the front and a destination sign that reads "2 NORTH PARK VIA WALTON HILL / JONES BL". The MTS logo is visible in the top right corner of the image.

NEW VEHICLES

MTS has 100s of NEW buses and trolleys. Clean. Comfortable. Low floors!

They're all for you! Check us out at sdmts.com



A red and black MTS trolley is shown at a modern station platform. The platform has a large arched roof and metal benches. The MTS logo is visible in the top right corner of the image.

NEW STATIONS

Trolley stations are NEW! Bus shelters coming soon!

They're all for you! Check us out at sdmts.com



A white and red MTS Rapid bus, number 1202, is shown driving on a city street. The bus has a destination sign that reads "215 RIVERSIDE". The MTS logo is visible in the top right corner of the image.

NEW SERVICE

sdmts.com

MTS Advertising Campaign

Board of Directors
February 11, 2016



1



MTS Recent Accomplishments

- **Completed Trolley Renewal**
 - New low-floor vehicles
 - All new stations
- **Purchase of 50 new buses/year**
- **Launching of new *Rapid* services**
- **New Website**



2





NEW STATIONS

Trolley stations are **NEW!**
Bus shelters coming soon!
They're all for you!
Check us out at sdmts.com

Shelter Stations@SDMTS.net

NEW
Stations
Service
Vehicles
Website

3







4

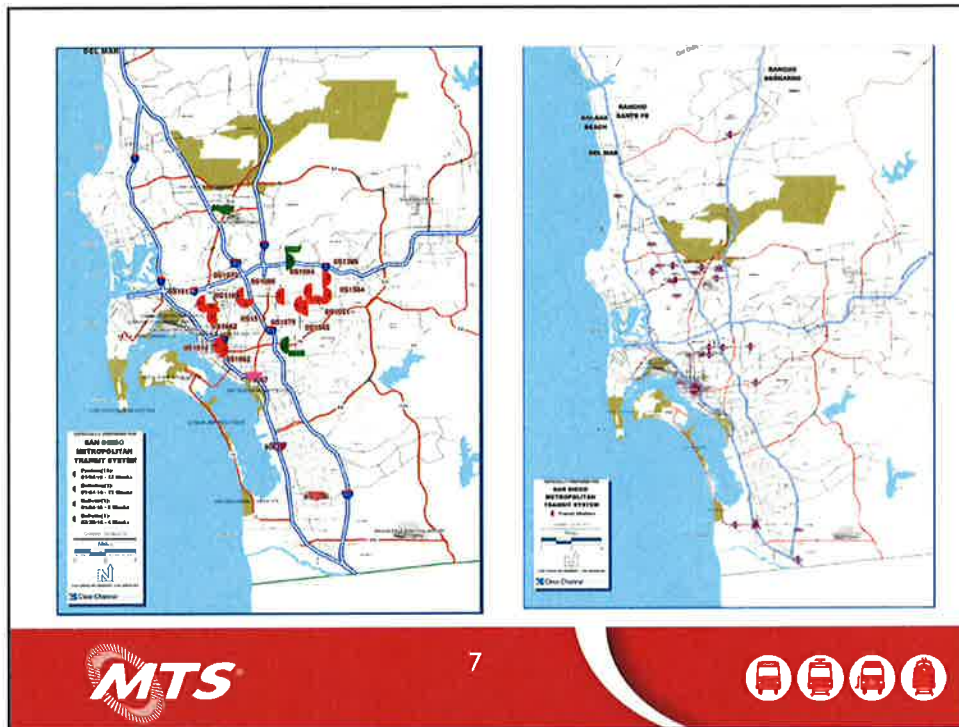


5



6





NEW SERVICE

sdmts.com

NEW_Poster_Service.pdf

**Advertising Campaign
January – March 2016**

Trolley Wrap - 1	TOTAL COST - \$120,871
Bus Wrap - 1	
Posters - 30	TOTAL IMPRESSIONS -
Bulletins - 5	91.5 million!
Bus Benches - 30	
Bus Shelters - 30	CPM - \$1.32
Print Ads (Reader/Citybeat) - 4	

MTS

8

Icons: Trolley, Bus, Commuter Bus, Light Rail

Other Marketing Activities

- **Annual Advertising**

- College
- Visitor
- General Print
- Radio
- Web/Mobile
- Route Specific
- mTickets

Metropolitan
Transit System

MTS buses and trolleys go where the fun is!

[illegible]

810 233 3004 OR 511 | TTY/TDD 810 234 5005
24 HOUR INFO 819 663 4000 OR 511
SDMTA.COM



9



Community Partnerships

Earth Fairs	Girl Scouts
Film Festivals	SD Library
Mariachi Festival	Trolley Dances
Balboa Park	County Schools
Zoo	Komen Race
Chargers	Navy Race
Padres	Sand Castle Tournament
Food Bank	Santee Holiday Lighting



10



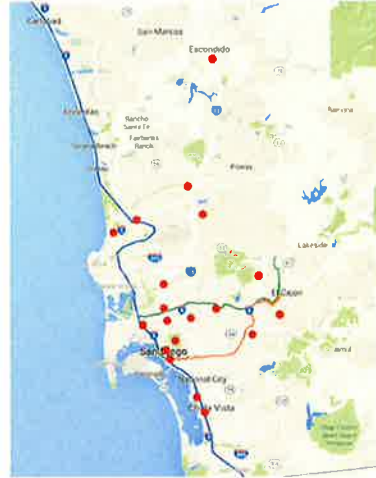
Outreach and Social Media

- 26 Outreach events
- Facebook
- Twitter
- Instagram

Media Relations

- 30 News releases
- News Conferences
- System Notifications
- CPRA Requests


Website



11



Questions



12





1255 Imperial Avenue, Suite 1000
San Diego, CA 92101-7490
(619) 231-1466 • FAX (619) 234-3407

Agenda Item No. 46

MEETING OF THE SAN DIEGO METROPOLITAN TRANSIT SYSTEM BOARD OF DIRECTORS

February 11, 2016

SUBJECT:

FISCAL YEAR 2016 SECOND QUARTER PERFORMANCE MONITORING REPORT
(DENIS DESMOND)

INFORMATIONAL ONLY

Budget Impact

None.

DISCUSSION:

MTS Board Policy No. 42, "Transit Service Evaluation and Adjustment", establishes a process for evaluating existing transit services to achieve the objective of developing a customer-focused, competitive, integrated, and sustainable system. Additionally, federal Title VI guidance requires that certain performance measures be evaluated and reported to the Board periodically. Staff will present a summary of system performance through the second quarter of fiscal year 2016, including the metrics outlined in Policy 42 and Title VI-required standards.


Paul C. Jablonski
Chief Executive Officer

Key Staff Contact: Sharon Cooney, 619.557.4513, sharon.cooney@sdmts.com

Attachment: A. Performance Monitoring Report



San Diego Metropolitan Transit System
POLICY 42 PERFORMANCE MONITORING REPORT
FY 2016: JULY 2015 - DECEMBER 2015
 Page 1 of 4

OBJECTIVE | Develop a Customer-Focused and Competitive System

The following measures of productivity and service quality are used to ensure that services are focused on providing competitive and attractive transportation that meets our customers' needs.

Total Passengers (July - December)

Route Categories	FY 2014	FY 2015	FY 2016	# Change FY14 - FY15	# Change FY15 - FY16	% Change FY14 - FY15	% Change FY15 - FY16
Urban Frequent	19,094,007	19,071,586	16,802,906	(22,421)	(2,268,680)	-0.1%	-11.9%
Urban Standard	5,691,377	5,854,322	5,504,334	162,945	(349,988)	2.9%	-6.0%
Rapid	812,575	1,951,171	2,859,324	1,138,596	908,153	140.1%	46.5%
Express	1,226,731	1,083,945	1,029,737	(142,786)	(54,208)	-11.6%	-5.0%
Circulator	356,903	388,491	374,968	31,588	(13,523)	8.9%	-3.5%
Premium/Rapid Express	151,528	152,542	145,458	1,014	(7,084)	0.7%	-4.6%
Rural	34,700	38,107	36,240	3,407	(1,867)	9.8%	-4.9%
All Fixed-Route Bus Modes	27,367,821	28,540,164	26,752,967	1,172,343	(1,787,197)	4.3%	-6.3%
Demand-Responsive	201,350	231,210	260,562	29,860	29,352	14.8%	12.7%
Light Rail (Blue, Orange, Green)	20,090,539	20,099,102	20,756,024	8,563	656,922	0.0%	3.3%
Light Rail (Silver)	13,712	15,864	18,058	2,152	2,194	15.7%	13.8%
System Total Passengers	47,673,422	48,886,340	47,787,611	1,212,918	(1,098,729)	2.5%	-2.2%

NOTES: MTS system-wide ridership declined -2.2%, with a decrease on bus. Fixed-route bus ridership decreased -6.3% overall, partly due to enforcement of existing Senior/Disabled/Medicare identification requirements. Ridership decreases in some categories, such as Urban Frequent and Express, reflect the replacement of regular MTS services with new Rapid service. Ridership on our Demand-Responsive service, the federally-mandated American with Disabilities Act complementary paratransit service, continued to grow significantly for the third year in a row. This upward trajectory of ridership on MTS Access is of special concern, due to the high cost of the service.

Average Weekday Passengers (July - December)

Route Categories	FY 2014	FY 2015	FY 2016	# Change FY14 - FY15	# Change FY15 - FY16	% Change FY14 - FY15	% Change FY15 - FY16
Urban Frequent	123,470	125,420	110,650	1,950	(14,770)	1.6%	-11.8%
Urban Standard	38,769	39,848	37,290	1,079	(2,558)	2.8%	-6.4%
Rapid	5,149	13,032	18,702	7,883	5,670	153.1%	43.5%
Express	8,827	7,907	7,409	(920)	(498)	-10.4%	-6.3%
Circulator	2,707	2,950	2,771	243	(179)	9.0%	-6.1%
Premium/Rapid Express	1,174	1,255	1,141	81	(114)	6.9%	-9.1%
Rural	290	336	340	46	4	15.9%	1.2%
All Fixed-Route Bus Modes	180,386	190,748	178,302	10,362	(12,446)	5.7%	-6.5%
Demand-Responsive	1,433	1,645	1,751	212	106	14.8%	6.4%
Light Rail (Blue, Orange, Green)	122,170	121,929	126,294	(241)	4,365	-0.2%	3.6%
Light Rail (Silver)	174	195	245	21	50	12.1%	25.6%
System Avg. Weekday Pass.	304,163	314,517	306,592	10,354	(7,925)	3.4%	-2.5%

NOTES: The average weekday passenger statistics show how many passengers ride MTS on a typical weekday. For FY16, there is a -2.5% decrease in system-wide average weekday passengers (down 7,924 passengers per average weekday). This is partially a result of increased enforcement of existing Senior/Disabled/Medicare identification requirements. Similar to **Total Passengers** on buses, the average weekday ridership decreases in the Urban Frequent and Express categories reflect the replacement of regular MTS bus services with new Rapid service.

San Diego Metropolitan Transit System
POLICY 42 PERFORMANCE MONITORING REPORT
FY 2016: JULY 2015 - DECEMBER 2015
Page 2 of 4

Passengers per Revenue Hour (July - December)

Route Categories	FY 2014	FY 2015	FY 2016	% Change FY14 - FY15	% Change FY15 - FY16
Urban Frequent	35.2	35.7	31.9	1.4%	-10.6%
Urban Standard	26.2	26.6	24.7	1.5%	-7.1%
Rapid	33.2	25.2	31.1	-24.1%	23.4%
Express	31.3	28.1	24.2	-10.2%	-13.9%
Circulator	17.4	17.0	16.3	-2.3%	-4.1%
Premium/Rapid Express	21.5	24.9	24.9	15.8%	0.0%
Rural	12.4	14.1	13.3	13.7%	-5.7%
All Fixed-Route Bus Modes	32.1	32.0	29.3	-0.3%	-8.4%
Demand-Responsive	2.1	2.0	2.1	-4.8%	5.0%
Light Rail (Blue, Orange, Green)	224.7	232.3	238.7	3.4%	2.8%
Light Rail (Silver)	37.6	54.6	52.5	45.2%	-3.8%
System Riders Per Rev. Hour	45.9	44.8	42.4	-2.4%	-5.4%

NOTES: The 'passengers per revenue hour' metric shows how any added or removed revenue hours (in-service hours plus layover hours) relate to ridership increases or decreases. Increasing riders per revenue hour would indicate that the system is more efficient, for example, carrying more passengers with the same number of buses.

Weekday Passengers per In-Service Hour (July - December)

The 'passengers per in-service hour' measure is related to the above 'passengers per revenue hour,' but shows how many passengers are carried while the vehicle is in-service picking up passengers, excluding layover time. Analyzing this figure helps MTS to understand how effective it is at providing the right level of service, instead of how efficiently MTS is grouping trips and breaks together for a vehicle to operate (revenue hours).

Route Categories	FY 2014	FY 2015	FY 2016	% Change FY14 - FY15	% Change FY15 - FY16
Urban Frequent	43.8	45.3	40.7	3.4%	-10.2%
Urban Standard	35.6	36.1	33.4	1.4%	-7.5%
Rapid	50.1	46.0	42.7	-8.2%	-7.2%
Express	38.2	34.1	31.6	-10.7%	-7.3%
Circulator	27.0	25.9	24.4	-4.1%	-5.8%
Premium/Rapid Express	22.5	27.7	27.3	23.1%	N/A
Rural	9.2	10.3	10.5	12.0%	1.5%
All Fixed-Route Bus Modes	40.8	41.7	38.0	2.2%	-8.9%
Demand-Responsive	N/A	N/A	N/A	N/A	N/A
Light Rail (Blue, Orange, Green)	277.7	277.1	287.0	-0.2%	3.6%
Light Rail (Silver)	61.2	68.2	86.1	11.4%	26.2%
System Riders/In-Svc. Hour	62.5	61.9	59.7	-1.0%	-3.6%

NOTES: Compared to FY15, MTS' system-wide passengers per in-service hour decreased slightly -2.2 to 59.7 passengers per in-service hour (-3.6%) in FY16. For FY16, fixed-route bus passengers per in-service hour experienced a large decrease -8.9% to 38.0 passengers per in-service hour.

San Diego Metropolitan Transit System
POLICY 42 PERFORMANCE MONITORING REPORT
FY 2016: JULY 2015 - DECEMBER 2015
Page 3 of 4

On-Time Performance

On-time performance (OTP) is measured at each bus timepoint for every trip; buses departing timepoints within 0-5 minutes of the scheduled time are considered to be "on-time." Trolley trips arriving at their end terminal within 0-5 minutes of the scheduled time are considered to be "on-time." OTP is measured by service change period in order to show the results of scheduling changes. MTS' goal for on-time performance is 85% for Urban Frequent and Rapid bus routes, and 90% for Trolley and all other bus route categories. Each route is continually evaluated to determine if performance below the target is a result of issues that MTS controls, such as driver performance or scheduling, or situations outside MTS' direct control, such as construction, traffic congestion, and passenger issues. Performance of fixed bus routes are heavily impacted by construction, stop signs and stop lights, and traffic when they travel through high density corridors.

Route Categories	Service Change Period					GOAL
	August 2014	October 2014	Jan. 2015	June 2015	Sept. 2015	
Urban Frequent	79.5%	81.2%	80.3%	81.6%	81.0%	85.0%
Urban Standard	79.7%	83.4%	80.7%	84.6%	80.9%	90.0%
Rapid	86.5%	83.2%	86.7%	89.2%	87.5%	85.0%
Express	86.1%	78.7%	84.8%	83.4%	77.5%	90.0%
Circulator	95.3%	71.0%	83.8%	82.0%	75.4%	90.0%
Premium/Rapid Express	100.0%	98.9%	95.5%	99.2%	94.7%	90.0%
Rural	N/A	N/A	N/A	N/A	N/A	
Demand-Responsive	N/A	N/A	N/A	N/A	N/A	
Light Rail (Blue, Orange, Green)	89.0%	89.1%	88.5%	92.0%	94.7%	90.0%
Light Rail (Silver)	96.4%	88.1%	91.0%	92.0%	90.0%	90.0%
System On-Time Performance	83.0%	81.8%	82.3%	84.4%	81.5%	

NOTES: Overall, on-time performance remained between 80% and 85%. Since the September 2015 service change, four route categories have met their goal while four categories did not. A seasonal on-time performance dip is expected in September when schools return to session and traffic congestion increases. The Rapid Express and Rapid bus modes met their goals, as freeway express lanes, signal priority measures, and limited stops helped reliability and performance. The two Trolley modes also met their goal, benefitting from the completion of Trolley Renewal construction and activities. The remaining bus modes continue to be challenged by increased traffic congestion, roadwork and associated detours, lack of transit priority treatments, and traffic calming measures that slow bus service.

OBJECTIVE | Develop a Sustainable System

The following measures are used to ensure that transit resources are deployed efficiently and do not exceed budgetary constraints. These resources may be increased over the budgeted amounts in order to respond to heavy passenger loads, special events, or unplanned detours due to construction or route changes. They may be lower than budgeted if underperforming services are reduced, or if not all of the planned capacity is required to meet the ridership demand.

Scheduled In-Service Hours (Weekly)

Operator	Oct. 2014	Sept. 2015	# Diff	% Diff
MTS Directly-Operated Bus	12,698	12,761	63	0.5%
MTS Contracted Fixed-Route Bus	14,642	14,167	(475)	-3.2%
Demand-Responsive	N/A	N/A	N/A	N/A
MTS Rail	2,861	2,861	-	0.0%
System	30,201	29,788	(413)	-1.4%

NOTES: In FY16, MTS Directly-Operated Bus hours are slightly higher, while MTS Contract Services Fixed-Route Bus hours are slightly lower. MTS Rail hours remained unchanged.

San Diego Metropolitan Transit System
POLICY 42 PERFORMANCE MONITORING REPORT
FY 2016: JULY 2015 - DECEMBER 2015
Page 4 of 4

Scheduled In-Service Miles (Weekly)

Operator	Oct. 2014	Sept. 2015	# Diff	% Diff
MTS Directly-Operated Bus	188,001	187,138	(863)	-0.5%
MTS Contracted Fixed-Route Bus	202,460	204,498	2,038	1.0%
Demand-Responsive	N/A	N/A	N/A	N/A
MTS Rail	59,642	59,660	18	0.0%
System	450,103	451,296	1,193	0.3%

NOTES: In FY16, MTS Directly-Operated Bus miles are slightly lower, while MTS Contract Services Fixed-Route Bus miles are slightly higher. MTS Rail miles remained unchanged.

Weekday Peak-Vehicle Requirement

This measure shows the maximum number of vehicles that are on the road at any one time (a weekday peak period) in order to provide the levels of service that have been scheduled.

Operator	Oct. 2014	Sept. 2015	# Change FY15-FY16
MTS Directly-Operated Bus	228	228	0
MTS Contracted Fixed-Route Bus	281	279	(2)
Demand-Responsive	140	161	21
MTS Rail	96	96	0

NOTES: All buses services peak vehicle requirement, remained largely the same. Trolley's peak car requirement remained consistent between FY15 and FY16. MTS Access' peak vehicle requirement has grown significantly over the past three years, mirroring large increases in ridership.

In-Service Speeds (MPH) (Weekday)

Operator	Oct. 2014	Sept. 2015	% Change FY15-FY16
MTS Directly-Operated Bus	14.8	14.6	-1.4%
MTS Contracted Fixed-Route Bus	13.9	14.4	3.6%
MTS Rail	20.9	20.9	0.0%

NOTES: In-service speeds have remained relatively flat year-over-year.

In-Service/Total Miles

The 'in-service miles per total miles' ratio is only calculated for MTS in-house operations, as contractors are responsible for bus and driver assignments (runcutting) for MTS Contract Services.

Operator	Oct. 2014	Sept. 2015	% Change FY15-FY16
MTS Directly-Operated Bus	85.6%	85.7%	0.1%
MTS Contracted Fixed-Route Bus	N/A	N/A	N/A
MTS Rail	99.3%	99.3%	0.0%

NOTES: Ratios have remained stable over the two service periods reported for MTS Directly-Operated Bus and MTS Trolley operations.

In-Service/Total Hours

As with the mileage statistic, 'in-service hours' per total hours are only calculated for MTS in-house operations.

Operator	Oct. 2014	Sept. 2015	% Change FY15-FY16
MTS Directly-Operated Bus	75.2%	75.3%	0.1%
MTS Contracted Fixed-Route Bus	N/A	N/A	N/A
MTS Rail	97.7%	97.7%	0.0%

NOTES: Efficiency of scheduling has kept the ratio generally consistent over time, with only a minor change from FY15 to FY16.

San Diego Metropolitan Transit System
POLICY 42 TITLE VI MONITORING REPORT
FY 2016: JULY 2016 - DECEMBER 2015
Page 1 of 3

Title VI Compliance

The indicators below are required by the FTA to be monitored by and reported to the MTS Board. They measure the quantity and quality of service that MTS provides to minority and non-minority populations, as defined in FTA Circular 4702.1B (2012). The circular defines a minority route as, "a route that has at least 1/3 of its total revenue mileage in a Census block or block group, or traffic analysis zone(s) with a percentage of minority population that exceeds the percentage of minority population in the transit service area."

Route Headway, On-Time Performance, and Passenger Load Factor

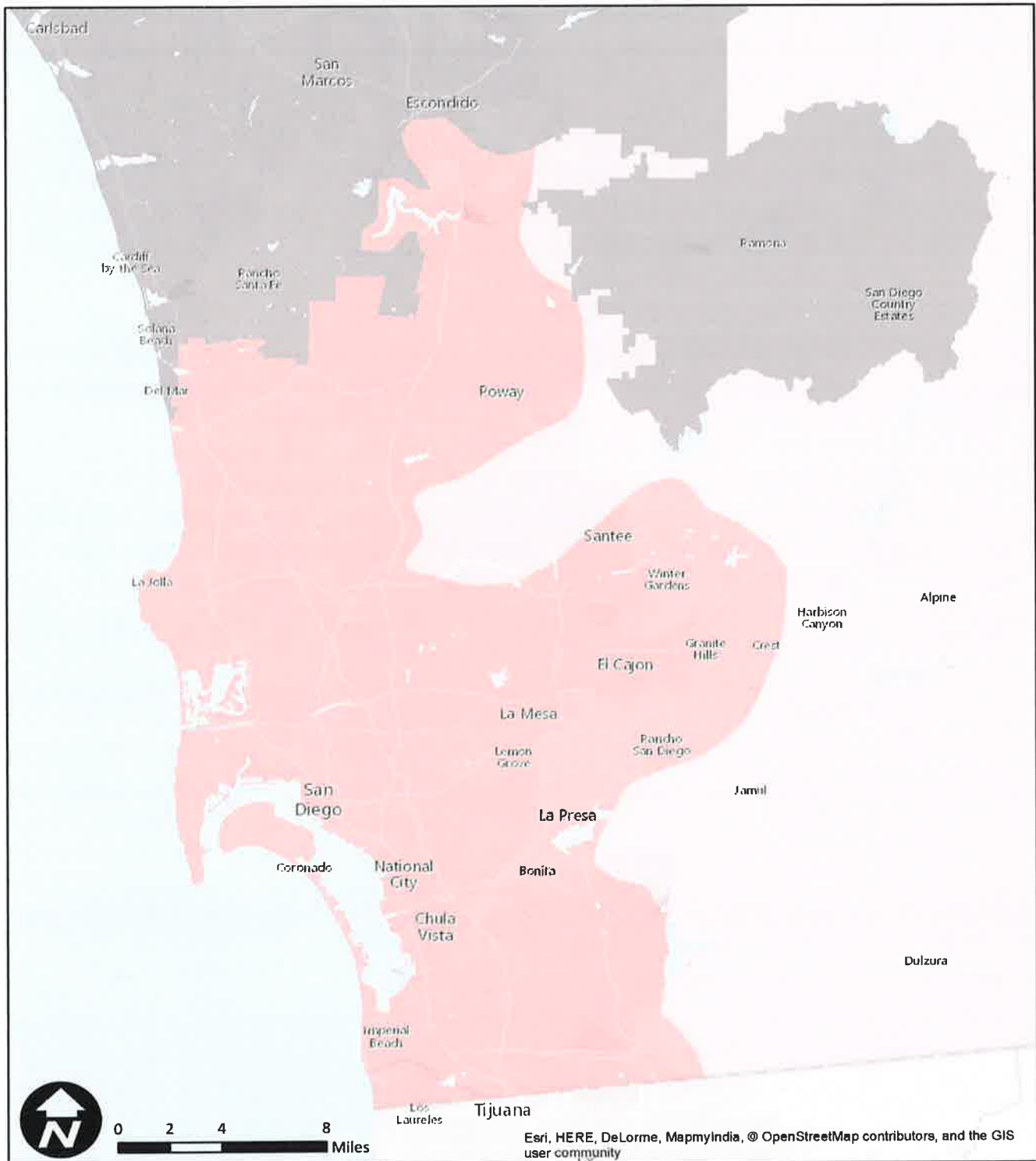
Category/ Route	Weekday Headway		Category/ Route	Weekday Headway		Category/ Route	Weekday Headway	
	Peak	Base		Peak	Base		Peak	Base
Rapid Express/Premium Express			Urban Frequent			Circulator		
Goal	30 min.	n/a	Goal	n/a	15 min.	Goal	n/a	60 min.
270*	45-60	-	901	15	30	18	30	30
280	15	-	906/907	15	15	25	60	60
290	10	-	929	12	15	83	60	60
Express			932	15	15	84	60	60
Goal	30 min.	n/a	933/934	15	15	88	30	30
20	15/30	30	955	15	15	851	60	60
50	15/30	60	961	15	15	904	30	30
60	15/30	-	992	15	15	964	30	30
110	20	-	Urban Standard			965	35-40	35-40
150	15/30	30	Goal	n/a	30 min.	Circulator (SVCC) (Note 1)		
170*	30	-	4	30	30	Goal	60 min.	n/a
870	75	-	14	60	60	972	~30	-
950	30	-	27	30	30	973	~30	-
Light Rail			28	30	30	978	~30	-
Goal	n/a	15 min.	31	30	-	979	~30	-
Blue	7.5	15	35	15/30	30	Rural (Note 2)		
Orange	15	15	105	30	30	Goal	n/a	n/a
Green	15	15	115	30	30	888	-	-
Silver	30	30	703	-	60*	891	-	-
Rapid			704	30	30	892	-	-
Goal	n/a	15 min.	705	30	30	894	-	-
201/202	10	15	707	60	60	(*) Route discontinued in FY16.		
202	10	15	815	30	30	Note 1: Routes 972, 973, 978, are 979 are timed to		
204	15	15	816	30	30	the COASTER schedule and wait for passengers		
215	10	15	832	30	30	to transfer from the COASTER. Trips with an		
235	15	30	833	30	30	overflow of passengers use an additional standby		
237	15/30	-	834	30	30	bus located at the COASTER station.		
Urban Frequent			848	30	30	Note 2: Rural & Demand Response services have		
Goal	n/a	15 min.	854	30	30	no specific Policy 42 goals for on-time		
1	15	15	855	30	30	performance, headway, or vehicle load.		
2	12	15	856	30	30			
3	15	15	864	30	30			
5	15	15	871/872	30	30			
6	15	15	874/875	30	30			
7	6/12	12	905	30	30			
8	20	20	916/917	30	60			
9	20	20	921	30	30			
10	15	15	923	30	30			
11	15	15	928	30	30			
13	15	15	936	30	30			
30	15	15	944	30	30			
41	7.5/15	15	945	30	30			
44	7.5/15	15	962	30	30			
120	15	15	963	30	30			
701	15	15	967	60	60			
709	15	15	968	60	60			
712	15	15						

San Diego Metropolitan Transit System
POLICY 42 TITLE VI MONITORING REPORT
FY 2016: JULY 2015 - DECEMBER 2015
Page 2 of 3

Service Availability		
Goal	Actual	
80% of residents or jobs within ½ mile of a bus stop or rail station in urban area	% of residents within 1/2 mile of a	% of jobs within 1/2 mile of a bus stop or rail station in urban areas:
	94.0%	90.5%
100% of suburban residences within 5 miles of a bus stop or rail station.	% of suburban residents within 5 miles	
	99.9%	
One return trip at least 2 days/week to destinations from rural villages (defined as Lakeside and Alpine).	Available Service:	
	Route 848 serves Lakeside seven days a week and Route 864 serves Alpine seven days a week.	

See attached map entitled 'Metropolitan Transit System Area of Jurisdiction.'

**San Diego Metropolitan Transit System
POLICY 42 TITLE VI MONITORING REPORT
FY 2016: JULY 2015 - DECEMBER 2015
Page 3 of 3**



**MTS Area of Jurisdiction
October 2015**

- MTS Service Area
- MTS Rural Service Area
- NCTD Service Area



FY 2016: Q1-Q2 PERFORMANCE MONITORING REPORT

MTS Board of Directors
February 11, 2016



1



Policy 42 Evaluation Criteria

CUSTOMER FOCUSED/COMPETITIVE		INTEGRATED	SUSTAINABLE	
PRODUCTIVITY	QUALITY	CONNECTIVITY	RESOURCES	EFFICIENCY
<ul style="list-style-type: none"> • Total Passengers • Average Weekday Passengers • Passengers/Revenue Hour • Passengers/In-Service Hour 	<ul style="list-style-type: none"> • Passenger Load Factor • On-Time Performance • Accidents/100,000 Miles • Comments/100,000 Passengers • Mean Distance Between Failures 	<ul style="list-style-type: none"> • Route Headway • Span-of-Service Consistency • Service Availability 	<ul style="list-style-type: none"> • In-Service Miles • In-Service Hours • Peak Vehicle Requirement 	<ul style="list-style-type: none"> • In-Service Speed • In-Service/Total Miles • In-Service/Total Hours • Farebox Recovery Ratio • Subsidy/Passenger



2



Total Passengers (Q1/Q2 six month totals)

Year-over-year improvement by Route, Category, and System

Route Categories	FY 2014 <i>July-Dec.</i>	FY 2015 <i>July-Dec.</i>	FY 2016 <i>July-Dec.</i>	% Change FY15-FY16
Urban Frequent	19,094,007	19,071,586	16,802,906	-11.9%
Urban Standard	5,691,377	5,854,322	5,504,334	-6.0%
Rapid (SuperLoop, 215, 235, 237)	812,575	1,951,171	2,859,324	46.5%
Express	1,226,731	1,083,945	1,029,737	-5.0%
Circulator	356,903	388,491	374,968	-3.5%
Premium/Rapid Express	151,528	152,542	145,458	-4.6%
Rural	34,700	38,107	36,240	-4.9%
Fixed-Route Bus	27,367,821	28,540,164	26,752,967	-6.3%
Demand-Response	201,350	231,210	260,562	12.7%
Light Rail	20,104,251	20,114,966	20,774,082	3.3%
System	47,673,422	48,886,340	47,787,611	-2.2%



3



Ridership

FY16 YTD overall -2.2% from FY15

- FY15 was MTS' record ridership peak
- Mirrors trends across California and U.S.
- Increased enforcement of discount pass I.D. req'ts
- Fuel prices way down

Second Week in Sept. – Calif. Avg. Price/Gallon, Regular Gasoline

FY13	FY14	FY15	FY16	4-Year Trend
\$4.18	\$3.90	\$3.82	\$3.27	-22%

- MTS Access (ADA Paratransit) up again +12.7%

July-December (Six-Month Totals)

FY13	FY14	FY15	FY16	4-Year Trend
186,962	201,350	231,210	260,562	+39%



4



Revenue Analysis

Q1/Q2 four month totals – July to October

Revenue	FY 2014 <i>July – Oct.</i>	FY 2015 <i>July – Oct.</i>	FY 2016 <i>July – Oct.</i>	% Change FY15-FY16
Trolley	\$14,045,757	\$14,555,092	\$15,127,045	3.93%
Fixed-Route Bus	\$18,581,739	\$18,990,251	\$18,178,095	-4.28%
MTS Access	\$703,209	\$807,903	\$857,976	6.2%
TOTALS	\$33,330,705	\$34,353,246	\$34,163,116	-0.6%



5



Average Weekday Passengers (Q1/Q2 six month totals)

Year-over-year improvement by Route, Category, and System

Route Categories	FY 2014 <i>July-Dec.</i>	FY 2015 <i>July-Dec.</i>	FY 2016 <i>July-Dec.</i>	% Change FY15-FY16
Urban Frequent	123,470	125,420	110,650	-11.8%
Urban Standard	38,769	39,848	37,290	-6.4%
Rapid (SuperLoop, 215, 235, 237)	5,149	13,032	18,702	43.5%
Express	8,827	7,907	7,409	-6.3%
Circulator	2,707	2,950	2,771	-6.1%
Premium/Rapid Express	1,174	1,255	1,141	-9.1%
Rural	290	336	340	1.2%
Fixed-Route Bus	180,386	190,748	178,302	-6.5%
Demand-Response	1,433	1,645	1,751	6.4%
Light Rail	122,344	122,124	126,539	3.6%
System	304,163	314,517	306,592	-2.5%



6



Passengers Per Revenue Hour (Q1/Q2 six month totals)

Year-over-year improvement by Route, Category, and System

Route Categories	FY 2014 July-Dec.	FY 2015 July-Dec.	FY 2016 July-Dec.	% Change FY15-FY16
Urban Frequent	35.2	35.7	31.9	-10.6%
Urban Standard	26.2	26.6	24.7	-7.1%
Rapid (SuperLoop, 215, 235, 237)	33.2	25.2	31.1	23.4%
Express	31.3	28.1	24.2	-13.9%
Circulator	17.4	17.0	16.3	-4.1%
Premium/Rapid Express	21.5	24.9	24.9	0.0%
Rural	12.4	14.1	13.3	-5.7%
Fixed-Route Bus	32.1	32.0	29.3	-8.4%
Demand-Response	2.1	2.0	2.1	5.0%
Light Rail	227.3	231.6	238.0	2.8%
System	45.9	44.8	42.4	-5.4%



7



On-Time Performance

85% for Urban Frequent and Rapid, and 90% for all other route categories

Route Categories	Service Change					GOAL
	Aug. 2014	Oct. 2014	Jan. 2015	June 2015	Sept. 2015	
Urban Frequent	79.5%	81.2%	80.3%	81.6%	81.0%	85.0%
Urban Standard	79.7%	83.4%	80.7%	84.6%	80.9%	90.0%
Rapid	86.5%	83.2%	86.7%	89.2%	87.5%	85.0%
Express	86.1%	78.7%	84.8%	83.4%	77.5%	90.0%
Circulator	95.3%	71.0%	83.8%	82.0%	75.4%	90.0%
Premium/Rapid Express	100.0%	98.9%	95.5%	99.2%	94.7%	90.0%
Light Rail (Blue, Orange, Green)	89.0%	89.1%	88.5%	92.0%	94.7%	90.0%
Light Rail (Silver)	96.4%	88.1%	91.0%	92.0%	90.0%	90.0%
System	83.0%	81.8%	82.3%	84.4%	81.5%	



8



Questions



9





1255 Imperial Avenue, Suite 1000
San Diego, CA 92101-7490
(619) 231-1466 • FAX (619) 234-3407

Agenda Item No. 61

Chief Executive Officer's Report

ADM 121.7

February 11, 2016

In accordance with Board Policy No. 52, Procurement of Goods and Services, attached are listings of contracts, purchase orders, and work orders that have been approved within the CEO's authority (up to and including \$100,000) for the period January 5, 2016 through February 2, 2016.

*Please note additional reporting of purchase orders that is now possible with the new SAP Enterprise Resource Planning system.



EXPENSE CONTRACTS

Doc #	Organization	Subject	Amount	Day
G1867.0-16	APTA	RAIL CAR TRAINING MAINTENANCE	\$40,000.00	1/6/2016
G1334.4-11	THE SOHAGI GROUP	INCREASE IN FUNDING	\$60,000.00	1/12/2016
G1529.6-13	GIRO, INC	HASTUS UPGRADE	\$27,595.00	1/13/2016
B0594.3-13	CALIFORNIA TRILLIUM COMPANY	CNG FUELING FACILITY CAPITAL IMPROV	\$98,725.00	1/14/2016
G1731.4-15	LABYRINTH SOLUTIONS	SAP SUPPORT	\$28,960.00	1/19/2016
L1283.0-16	MISSION LINEN SUPPLY	UNIFORM GARMENTS FOR TRANSP FOR 5 YEARS	\$95,288.45	1/19/2016
G1435.4-12	ROSS & BARUZZINI	TIME EXTENSION OF SAN YSIDRO EXPANSION	\$0.00	1/19/2016
G1799.1-15	TRISTAR RISK MGMT	CORRECTION ON THE TOTAL AMOUNT	\$0.00	1/23/2016
PWB181.1-16	CONAN CONSTRUCTION	REVISION ON CALENDAR DAYS & ADD SCHEDULE	\$0.00	2/2/2016

REVENUE CONTRACTS & MOUS

Doc #	Organization	Subject	Amount	Day
G1443.4-12	ROWLBERTO PRODUCTIONS	RED TROLLEY SHOW PARTNERSHIP	\$0.00	1/5/2016
L1278.0-16	SWINERTON BUILDERS	ROE PERMIT - 1401 IMPERIAL AVE	(\$1,800.00)	1/6/2016
L1277.0-16	DIVERSIFIED UTILITY SERVICES	ROE PERMIT - SDGE FACILITIES	(\$1,500.00)	1/8/2016
G1160.3-08	SANDAG	MOU & FUND TRANSFERMENT 5000979	\$0.00	1/8/2016
L5760.1-14	MCCARTHY BUILDING COMPANIES	ROE - SD CEDAR & KETTNER PARKING	\$0.00	1/12/2016
M6712.0-16	ANTON'S SERVICES	ROE - CITY LA MESA ALVARADO CHANNEL	(\$2,500.00)	1/12/2016
G1871.0-16	INTERGULF - JMR	GRANT OF EASEMENT - SANTEE MITIGATION	\$0.00	1/14/2016
G1870.0-16	COUNTY OF SD	GRANT OF EASEMENT - SANTEE MITIGATION	\$0.00	1/14/2016
G1809.1-15	NCTD	MOU PARATRANSIT SERV. VA LA JOLLA HOSPIT	\$0.00	1/28/2016
S200-16-627	EMMERSON CONSTRUCTION	ROE - MARKET CREEK	\$0.00	1/28/2016
L1299.0-16	AFFORDABLE PIPELINE SERVICES	ROE - SEWER CITY SD FACILITIES	\$1,500.00	1/28/2016
G1876.0-16	NATIONAL CITY CHAMBER OF COMME	NCCC ANNUAL MARIACHI FESTIVAL	\$0.00	1/29/2016

WORK ORDERS

Doc #	Organization	Subject	Amount	Day
G0930.17-04.43	SANDAG	ADD 17 - REF. 5000710 SOW 43	\$250,000.00	1/12/2016
G1493.0-13.24	KIMLEY-HORN & ASSOCIATES	ENG SERV FOR GRADE CROSSING TRAFFIC	\$6,700.00	1/22/2016
G1493.0-13.16.01	KIMLEY-HORN	GREEN LINE STATION REPLACEMENT	\$0.00	1/27/2016

WORK ORDERS

Doc #	Organization	Subject	Amount	Day
G1493.0-13.23	KIMLEY-HORN	COPLEY PARK DIVISION	\$0.00	1/28/2016
G0930.17-04.42.1	5000710 SOW 42 AM1 SANDAG	LOS PENASQUITOS LAGOON BRIDGE	(\$16,000.00)	1/29/2016
L0901.0-10.36	BRICEHOUSE STATION	GASLAMP SQUARE - HONDA AUTO PRESS	(\$3,000.00)	2/1/2016
L0901.0-10.37	BRICEHOUSE STATION	PLEXUS - JACOBSEN GOLF COURSE	(\$7,000.00)	2/1/2016
G0930.17-04.54	SANDAG 500710 SOW 54	MID COAST CORRIDOR TRANSIT & SD RIV	(\$67,763.00)	2/1/2016
L0901.0-10.38	BRICEHOUSE STATION	HYPE AGENCY (RICOLA)	(\$3,500.00)	2/1/2016
L0901.0-10.39	BRICEHOUSE STATION	MARTIZ TRAVEL - KIA SPORTAGE NATION	(\$7,000.00)	2/1/2016
L0901.0-10.40	BRICEHOUSE STATION	SAN DIEGO HALF MARATHON	(\$3,500.00)	2/1/2016

Purchase Orders

PO Number	Date	Organization	Subject	Amount
4400000000	01/06/16	W.W. Grainger Inc	G180-JANITORIAL SUPPLIES	\$ 172.91
4500001320	01/05/16	IPC (USA), Inc.	A120-AUTO/TRUCK GASOLINE	\$ 24,318.33
4500001321	01/05/16	Gillig LLC	G140-SHOP SUPPLIES	\$ 79.96
4500001322	01/05/16	San Diego Community College Distric	P310-ADVERTISING SERVICES	\$ 1,680.00
4500001323	01/05/16	UC Regents UCSD Guardian	P310-ADVERTISING SERVICES	\$ 1,728.00
4500001324	01/05/16	GCCCD	P310-ADVERTISING SERVICES	\$ 352.00
4500001325	01/05/16	Mohawk Mfg & Supply Co	B160-BUS ELECTRICAL	\$ 8.27
4500001326	01/05/16	Supreme Oil Company	A120-AUTO/TRUCK GASOLINE	\$ 2,007.32
4500001327	01/05/16	TC Communications, Inc.	M140-WAYSIDE SIGNALS	\$ 2,099.52
4500001328	01/06/16	Bay Systems Inc	F110-SHOP/BLDG MACHINERY	\$ 763.56
4500001329	01/06/16	Kaman Industrial Technologies	B120-BUS MECHANICAL PARTS	\$ 1,074.13
4500001330	01/06/16	Gillig LLC	B130-BUS BODY	\$ 16.41
4500001331	01/06/16	Gillig LLC	B130-BUS BODY	\$ -
4500001332	01/06/16	W.W. Grainger Inc	G190-SAFETY/MED SUPPLIES	\$ 158.76
4500001333	01/06/16	Denlo Inc	G130-SHOP TOOLS	\$ 500.97
4500001334	01/06/16	University of San Diego	P310-ADVERTISING SERVICES	\$ 183.09
4500001335	01/06/16	Jim's Glass and Screens	P190-REV VEHICLE REPAIRS	\$ 2,015.86
4500001336	01/06/16	Sherwin Williams Company	P190-REV VEHICLE REPAIRS	\$ 107.64
4500001337	01/06/16	Supreme Oil Company	A120-AUTO/TRUCK GASOLINE	\$ 2,027.29
4500001338	01/06/16	JKL Cleaning Systems	P130-EQUIP MAINT REPR SVC	\$ 684.15
4500001339	01/06/16	Coastal Business Machines LLC	P110-BLDG MAINTENANCE	\$ 1,409.40
4500001340	01/06/16	711 Print Enterprises Inc	G200-OFFICE SUPPLIES	\$ 646.92
4500001341	01/06/16	Gillig LLC	P190-REV VEHICLE REPAIRS	\$ 270.83
4500001342	01/06/16	Sherwin Williams Company	P190-REV VEHICLE REPAIRS	\$ 1,489.03
4500001343	01/06/16	Merrimac Petroleum Inc	A120-AUTO/TRUCK GASOLINE	\$ 19,679.40
4500001344	01/06/16	Sherwin Williams Company	G140-SHOP SUPPLIES	\$ 833.28
4500001345	01/06/16	W.W. Grainger Inc	F110-SHOP/BLDG MACHINERY	\$ 11.22
4500001346	01/06/16	JKL Cleaning Systems	F110-SHOP/BLDG MACHINERY	\$ 50.71
4500001347	01/06/16	Federal Express Corp	P420-MAIL SERVICES	\$ 2,100.00
4500001348	01/07/16	New Flyer of America Inc	B140-BUS CHASSIS	\$ 204.90
4500001349	01/07/16	Miramar Ford Truck Sales Inc	B200-BUS PWR TRAIN EQUIP	\$ 37.04
4500001350	01/07/16	Don Oleson Inc	P190-REV VEHICLE REPAIRS	\$ 85.00
4500001351	01/07/16	New Flyer of America Inc	B160-BUS ELECTRICAL	\$ 37.95
4500001352	01/07/16	Muncie Transit Supply	B120-BUS MECHANICAL PARTS	\$ 140.61
4500001353	01/07/16	Home Depot USA Inc	F110-SHOP/BLDG MACHINERY	\$ 38.77
4500001354	01/07/16	W.W. Grainger Inc	F110-SHOP/BLDG MACHINERY	\$ 486.64
4500001355	01/07/16	Muncie Transit Supply	B200-BUS PWR TRAIN EQUIP	\$ 57.11
4500001356	01/07/16	Muncie Transit Supply	G150-FASTENERS	\$ -
4500001357	01/07/16	R.S. Hughes Co Inc	G140-SHOP SUPPLIES	\$ 336.30
4500001358	01/07/16	Industrial Maintenance Supply LLC	G150-FASTENERS	\$ 4.74
4500001359	01/07/16	Industrial Maintenance Supply LLC	G150-FASTENERS	\$ 6.99
4500001360	01/07/16	Industrial Maintenance Supply LLC	G150-FASTENERS	\$ 8.77
4500001361	01/07/16	New Flyer of America Inc	P190-REV VEHICLE REPAIRS	\$ 379.14
4500001362	01/07/16	San Diego Bowl Game Association	P280-GENERAL SVC AGRMNTS	\$ 1,175.00
4500001363	01/07/16	Supreme Oil Company	A120-AUTO/TRUCK GASOLINE	\$ 1,925.35
4500001365	01/07/16	Merrimac Petroleum Inc	A120-AUTO/TRUCK GASOLINE	\$ 19,689.06
4500001366	01/07/16	Soco Group Inc	B180-BUS DIESEL	\$ 18,813.60
4500001367	01/08/16	Soco Group Inc	A120-AUTO/TRUCK GASOLINE	\$ 2,050.79
4500001368	01/08/16	Soco Group Inc	A120-AUTO/TRUCK GASOLINE	\$ 2,050.79

Purchase Orders

PO Number	Date	Organization	Subject	Amount
4500001369	01/08/16	Office Solutions	G200-OFFICE SUPPLIES	\$ 393.64
4500001370	01/08/16	M Power Truck & Diesel Repair	P210-NON-REV VEH REPAIRS	\$ 305.85
4500001372	01/08/16	Daktronics Inc	I140-IT CAPITAL SOFTWARE	\$ 91,000.00
4500001373	01/08/16	Helix Mechanical Inc	P130-EQUIP MAINT REPR SVC	\$ 1,366.00
4500001374	01/08/16	Office Solutions	G200-OFFICE SUPPLIES	\$ 223.37
4500001375	01/08/16	M Power Truck & Diesel Repair	P110-BLDG MAINTENANCE	\$ 2,700.00
4500001376	01/08/16	M Power Truck & Diesel Repair	P210-NON-REV VEH REPAIRS	\$ 1,727.63
4500001377	01/08/16	West Publishing Corp	P350-OTHER LEGAL	\$ 713.40
4500001378	01/08/16	Merrimac Petroleum Inc	A120-AUTO/TRUCK GASOLINE	\$ 19,592.50
4500001379	01/08/16	MIS Sciences Corp	I120-INFO TECH, SVCS	\$ 54,750.00
4500001380	01/11/16	Coast United Advertising	P310-ADVERTISING SERVICES	\$ 2,950.00
4500001381	01/11/16	YP LLC	P310-ADVERTISING SERVICES	\$ 2,970.00
4500001383	01/11/16	Western Lift Inc	F110-SHOP/BLDG MACHINERY	\$ 900.72
4500001384	01/11/16	Western Lift Inc	F110-SHOP/BLDG MACHINERY	\$ 398.54
4500001385	01/11/16	AMS-Acoustical Material Services	F110-SHOP/BLDG MACHINERY	\$ 123.33
4500001386	01/11/16	United Refrigeration Inc	F110-SHOP/BLDG MACHINERY	\$ 441.19
4500001387	01/11/16	W.W. Grainger Inc	F110-SHOP/BLDG MACHINERY	\$ 70.20
4500001388	01/11/16	JKL Cleaning Systems	P130-EQUIP MAINT REPR SVC	\$ 142.28
4500001389	01/11/16	W.W. Grainger Inc	G130-SHOP TOOLS	\$ 2,198.35
4500001390	01/11/16	Daniels Tire Service	P210-NON-REV VEH REPAIRS	\$ 797.07
4500001391	01/11/16	Wetmore's	P190-REV VEHICLE REPAIRS	\$ 1,014.72
4500001392	01/11/16	W.W. Grainger Inc	F110-SHOP/BLDG MACHINERY	\$ 48.60
4500001393	01/11/16	Citywide Auto Glass Inc	B250-BUS REPAIR PARTS	\$ 70.20
4500001394	01/11/16	Staples Contract & Commercial Inc	G200-OFFICE SUPPLIES	\$ 291.30
4500001395	01/11/16	Gillig LLC	P190-REV VEHICLE REPAIRS	\$ 222.99
4500001396	01/11/16	New Flyer Industries Canada ULC	P190-REV VEHICLE REPAIRS	\$ 211.26
4500001397	01/11/16	Supreme Oil Company	A120-AUTO/TRUCK GASOLINE	\$ 1,850.59
4500001398	01/11/16	Home Depot USA Inc	G140-SHOP SUPPLIES	\$ 114.10
4500001399	01/11/16	Neopart	B160-BUS ELECTRICAL	\$ 52.50
4500001400	01/11/16	Kenneth Place	P130-EQUIP MAINT REPR SVC	\$ 261.29
4500001401	01/11/16	Siemens Industry Inc	R160-RAIL/LRV ELECTRICAL	\$ 225.19
4500001402	01/12/16	Industrial Maintenance Supply LLC	G150-FASTENERS	\$ 2.92
4500001403	01/12/16	Industrial Maintenance Supply LLC	G150-FASTENERS	\$ 14.04
4500001404	01/12/16	Industrial Maintenance Supply LLC	G150-FASTENERS	\$ 9.61
4500001405	01/12/16	Home Depot USA Inc	G140-SHOP SUPPLIES	\$ 87.90
4500001406	01/12/16	Gillig LLC	G140-SHOP SUPPLIES	\$ 66.64
4500001407	01/12/16	Supreme Oil Company	A120-AUTO/TRUCK GASOLINE	\$ 1,830.61
4500001408	01/12/16	Soco Group Inc	A120-AUTO/TRUCK GASOLINE	\$ 1,933.72
4500001409	01/12/16	Matthias Moos	M120-OVRHEAD CATENARY SYS	\$ 162.00
4500001410	01/12/16	Staples Contract & Commercial Inc	G200-OFFICE SUPPLIES	\$ 90.70
4500001411	01/12/16	Chromate Industrial Corporation	G150-FASTENERS	\$ 307.80
4500001412	01/12/16	One Source Distributors LLC	R160-RAIL/LRV ELECTRICAL	\$ 984.83
4500001413	01/12/16	Daniels Tire Service	P210-NON-REV VEH REPAIRS	\$ 797.18
4500001414	01/12/16	W.W. Grainger Inc	P150-MAINT. CLEANING	\$ 103.26
4500001415	01/12/16	Staples Contract & Commercial Inc	G200-OFFICE SUPPLIES	\$ 37.30
4500001416	01/12/16	Cheryl Jackson	P370-RISK MANAGEMENT	\$ 1,500.00
4500001417	01/12/16	Merrimac Petroleum Inc	A120-AUTO/TRUCK GASOLINE	\$ 18,723.62
4500001418	01/12/16	JKL Cleaning Systems	P130-EQUIP MAINT REPR SVC	\$ 1,143.00
4500001419	01/12/16	Kenneth Place	P130-EQUIP MAINT REPR SVC	\$ 106.26

Purchase Orders

PO Number	Date	Organization	Subject	Amount
4500001421	01/12/16	Office Solutions	G200-OFFICE SUPPLIES	\$ 1,387.83
4500001422	01/12/16	The Truck Lighthouse	A140-AUTO/TRUCK REPAIR	\$ 495.95
4500001423	01/12/16	Reid And Clark Screen Arts Co	A140-AUTO/TRUCK REPAIR	\$ 246.24
4500001424	01/12/16	Willy's Electronic Supply Co	M180-STATION ELECTRICAL	\$ 497.81
4500001425	01/12/16	Team One Repair Inc	G290-FARE REVENUE EQUIP	\$ 1,413.93
4500001426	01/12/16	Capital One National Association	G200-OFFICE SUPPLIES	\$ 292.92
4500001428	01/13/16	NMS Management Inc	P280-GENERAL SVC AGRMNTS	\$ 1,453.68
4500001429	01/13/16	Supreme Oil Company	A120-AUTO/TRUCK GASOLINE	\$ 2,103.60
4500001430	01/13/16	Electro Wire	I130-IT CAPITAL HARDWARE	\$ 3,650.40
4500001431	01/13/16	Siemens Industry Inc	R160-RAIL/LRV ELECTRICAL	\$ 42,660.00
4500001432	01/13/16	Golden State Garage Doors, Inc.	F110-SHOP/BLDG MACHINERY	\$ 4,450.00
4500001433	01/13/16	California Sheet Metal Works	R240-RAIL/LRV REPR PARTS	\$ 4,750.00
4500001434	01/13/16	One Source Distributors LLC	M120-OVRHEAD CATENARY SYS	\$ 1,088.64
4500001435	01/13/16	Chromate Industrial Corporation	G150-FASTENERS	\$ 898.56
4500001436	01/13/16	San Diego Plastics Inc	G290-FARE REVENUE EQUIP	\$ 1,330.56
4500001437	01/13/16	Sid Tool Co	G130-SHOP TOOLS	\$ 67.32
4500001438	01/13/16	Pacific Rigging Loft Inc	G130-SHOP TOOLS	\$ 273.20
4500001439	01/13/16	Payflex Systems USA Inc	P280-GENERAL SVC AGRMNTS	\$ 2,800.00
4500001440	01/13/16	CDW LLC	I110-INFORMATION TECH	\$ 524.39
4500001441	01/13/16	P & R Paper Supply Company Inc	G180-JANITORIAL SUPPLIES	\$ 5,143.51
4500001442	01/14/16	Cummins Pacific LLC	B200-BUS PWR TRAIN EQUIP	\$ 698.34
4500001443	01/14/16	California Transit Association	P280-GENERAL SVC AGRMNTS	\$ 44,531.00
4500001444	01/14/16	Cummins Pacific LLC	P190-REV VEHICLE REPAIRS	\$ 520.58
4500001445	01/14/16	Tri Signal Integration Inc	F110-SHOP/BLDG MACHINERY	\$ 256.06
4500001446	01/14/16	Wesco Distribution Inc	F110-SHOP/BLDG MACHINERY	\$ 27.06
4500001447	01/14/16	Tri Signal Integration Inc	F110-SHOP/BLDG MACHINERY	\$ 112.00
4500001448	01/14/16	Cummins Pacific LLC	B120-BUS MECHANICAL PARTS	\$ 2,503.57
4500001449	01/14/16	W.W. Grainger Inc	B190-BUS FARE EQUIP	\$ 949.32
4500001450	01/14/16	Western Lift Inc	F110-SHOP/BLDG MACHINERY	\$ 62.64
4500001451	01/14/16	Cummins Pacific LLC	B120-BUS MECHANICAL PARTS	\$ 2,503.57
4500001452	01/14/16	General Auto Repair	P210-NON-REV VEH REPAIRS	\$ 2,011.72
4500001454	01/14/16	San Diego Union Tribune LLC	P350-OTHER LEGAL	\$ 391.60
4500001455	01/14/16	CDW LLC	I110-INFORMATION TECH	\$ 60,800.60
4500001456	01/14/16	San Diego Community College Distric	P310-ADVERTISING SERVICES	\$ 675.00
4500001457	01/14/16	Macar International LLC	P310-ADVERTISING SERVICES	\$ 23,331.00
4500001458	01/14/16	Thompson Building Materials	R230-RAIL/LRV MECHANICAL	\$ 2,569.11
4500001459	01/14/16	Pacific Rigging Loft Inc	P260-TESTING & ANALYSIS	\$ 90.00
4500001460	01/14/16	Supreme Oil Company	A120-AUTO/TRUCK GASOLINE	\$ 1,724.07
4500001461	01/14/16	Merrimac Petroleum Inc	A120-AUTO/TRUCK GASOLINE	\$ 17,565.09
4500001462	01/14/16	Thyssenkrupp Elevator Corp	P110-BLDG MAINTENANCE	\$ 5,525.51
4500001463	01/15/16	Cummins Pacific LLC	B120-BUS MECHANICAL PARTS	\$ 768.44
4500001464	01/15/16	Soco Group Inc	A120-AUTO/TRUCK GASOLINE	\$ 1,917.16
4500001466	01/15/16	Mark Carass	P120-BLDG/FACILITY REPRS	\$ 775.53
4500001467	01/15/16	Stephan Hirano	P310-ADVERTISING SERVICES	\$ 2,000.00
4500001468	01/15/16	Merrimac Petroleum Inc	B180-BUS DIESEL	\$ 16,875.00
4500001469	01/15/16	W.W. Grainger Inc	P120-BLDG/FACILITY REPRS	\$ 150.27
4500001471	01/15/16	Merrimac Petroleum Inc	A120-AUTO/TRUCK GASOLINE	\$ 17,178.90
4500001472	01/15/16	One Source Distributors LLC	R160-RAIL/LRV ELECTRICAL	\$ 5,183.68
4500001473	01/15/16	RR Donnelley and Sons Co	G230-PRINTED MATERIALS	\$ 1,515.24

Purchase Orders

PO Number	Date	Organization	Subject	Amount
4500001478	01/15/16	Soco Group Inc	A120-AUTO/TRUCK GASOLINE	\$ 1,917.16
4500001481	01/19/16	W.W. Grainger Inc	F110-SHOP/BLDG MACHINERY	\$ 117.40
4500001482	01/19/16	W.W. Grainger Inc	G140-SHOP SUPPLIES	\$ 44.39
4500001483	01/19/16	Transit Products and Services	P190-REV VEHICLE REPAIRS	\$ 2,970.00
4500001484	01/19/16	Denlo Inc	G140-SHOP SUPPLIES	\$ 107.43
4500001485	01/19/16	W.W. Grainger Inc	G140-SHOP SUPPLIES	\$ 100.55
4500001486	01/19/16	Gillig LLC	B200-BUS PWR TRAIN EQUIP	\$ 7.03
4500001487	01/19/16	Muncie Transit Supply	B140-BUS CHASSIS	\$ 755.74
4500001488	01/19/16	Muncie Transit Supply	B140-BUS CHASSIS	\$ 302.29
4500001489	01/19/16	Jeyco Products Inc	G140-SHOP SUPPLIES	\$ 22.68
4500001490	01/19/16	Tk Services Inc	B110-BUS HVAC SYSTEMS	\$ 232.54
4500001491	01/19/16	Mohawk Mfg & Supply Co	B110-BUS HVAC SYSTEMS	\$ 429.50
4500001492	01/19/16	Industrial Maintenance Supply LLC	G150-FASTENERS	\$ 12.98
4500001493	01/19/16	Industrial Maintenance Supply LLC	G150-FASTENERS	\$ 26.58
4500001494	01/19/16	Transit Products and Services	B130-BUS BODY	\$ 2,970.00
4500001495	01/19/16	Transit Products and Services	B130-BUS BODY	\$ 2,970.00
4500001496	01/19/16	Soco Group Inc	A120-AUTO/TRUCK GASOLINE	\$ 1,850.59
4500001497	01/19/16	Transit Products and Services	B130-BUS BODY	\$ 2,700.00
4500001498	01/19/16	New Flyer Industries Canada ULC	B250-BUS REPAIR PARTS	\$ 172.63
4500001499	01/19/16	N/S Corporation	F110-SHOP/BLDG MACHINERY	\$ 4,735.16
4500001500	01/19/16	Golden State Garage Doors, Inc.	F110-SHOP/BLDG MACHINERY	\$ 4,450.00
4500001501	01/19/16	Soco Group Inc	A120-AUTO/TRUCK GASOLINE	\$ 1,917.16
4500001502	01/19/16	Dimensional Silk Screen Inc	G230-PRINTED MATERIALS	\$ 394.18
4500001503	01/19/16	New Flyer of America Inc	B130-BUS BODY	\$ 13.38
4500001504	01/19/16	Staples Contract & Commercial Inc	G200-OFFICE SUPPLIES	\$ 270.40
4500001506	01/19/16	Office Solutions	G200-OFFICE SUPPLIES	\$ 983.29
4500001507	01/19/16	Knorr Brake Company	G170-LUBRICANTS	\$ 2,111.21
4500001508	01/19/16	Home Depot USA Inc	G160-PAINTS & CHEMICALS	\$ 381.60
4500001509	01/19/16	Total Filtration Services Inc	M110-SUB STATION	\$ 319.19
4500001510	01/19/16	West-Lite Supply Co Inc	R160-RAIL/LRV ELECTRICAL	\$ 254.56
4500001511	01/19/16	Kent Global Systems Inc	G180-JANITORIAL SUPPLIES	\$ 2,460.20
4500001512	01/19/16	Cameo Paper & Supply Co Inc	G180-JANITORIAL SUPPLIES	\$ 778.47
4500001513	01/19/16	Annex San Diego #1 Inc	F120-BUS/LRV PAINT BOOTHS	\$ 299.37
4500001514	01/20/16	David Bueltel	G230-PRINTED MATERIALS	\$ 2,952.89
4500001515	01/20/16	Winchester Industries Inc	G130-SHOP TOOLS	\$ 1,009.80
4500001516	01/20/16	Denlo Inc	G160-PAINTS & CHEMICALS	\$ 132.37
4500001517	01/20/16	New Flyer of America Inc	B140-BUS CHASSIS	\$ 569.90
4500001518	01/20/16	New Flyer of America Inc	B140-BUS CHASSIS	\$ 854.85
4500001519	01/20/16	Clever Devices Ltd.	P190-REV VEHICLE REPAIRS	\$ 170.00
4500001520	01/20/16	Kaman Industrial Technologies	B250-BUS REPAIR PARTS	\$ 101.73
4500001521	01/20/16	Best Buy Stores LP	P310-ADVERTISING SERVICES	\$ 903.37
4500001522	01/20/16	Gillig LLC	P190-REV VEHICLE REPAIRS	\$ 316.61
4500001523	01/20/16	Daniels Tire Service	A140-AUTO/TRUCK REPAIR	\$ 389.03
4500001524	01/20/16	New Flyer of America Inc	P190-REV VEHICLE REPAIRS	\$ 739.57
4500001525	01/20/16	Hanning & Kahl LP	M150-PWR SWITCHES/LOCKS	\$ 757.08
4500001526	01/20/16	Home Depot USA Inc	F110-SHOP/BLDG MACHINERY	\$ 500.77
4500001527	01/20/16	Denlo Inc	G140-SHOP SUPPLIES	\$ 388.91
4500001528	01/20/16	W.W. Grainger Inc	F110-SHOP/BLDG MACHINERY	\$ 49.68
4500001529	01/20/16	Transit Products and Services	P190-REV VEHICLE REPAIRS	\$ 2,970.00

Purchase Orders

PO Number	Date	Organization	Subject	Amount
4500001530	01/20/16	Harbor Diesel & Equipment	B250-BUS REPAIR PARTS	\$ 803.65
4500001531	01/20/16	Gillig LLC	B120-BUS MECHANICAL PARTS	\$ 308.46
4500001532	01/20/16	JKL Cleaning Systems	P130-EQUIP MAINT REPR SVC	\$ 112.65
4500001533	01/20/16	JKL Cleaning Systems	F110-SHOP/BLDG MACHINERY	\$ 32.39
4500001534	01/20/16	W.W. Grainger Inc	B120-BUS MECHANICAL PARTS	\$ 38.12
4500001535	01/20/16	Western Lift Inc	F110-SHOP/BLDG MACHINERY	\$ 537.84
4500001536	01/20/16	United Refrigeration Inc	F110-SHOP/BLDG MACHINERY	\$ 838.08
4500001537	01/20/16	Harbor Diesel & Equipment	P190-REV VEHICLE REPAIRS	\$ 424.33
4500001538	01/20/16	Cummins Pacific LLC	P190-REV VEHICLE REPAIRS	\$ 146.80
4500001539	01/20/16	General Auto Repair	P210-NON-REV VEH REPAIRS	\$ 1,336.10
4500001540	01/20/16	Ferguson Enterprises	F110-SHOP/BLDG MACHINERY	\$ 177.23
4500001541	01/20/16	Evergreen Distributors Inc	F190-LANDSCAPING MAT'LS	\$ 216.00
4500001542	01/20/16	Home Depot USA Inc	G140-SHOP SUPPLIES	\$ 16.92
4500001543	01/20/16	W.W. Grainger Inc	G130-SHOP TOOLS	\$ 59.95
4500001544	01/20/16	US Mobile Wireless	A140-AUTO/TRUCK REPAIR	\$ 542.78
4500001545	01/20/16	AT&T DataComm Inc	I110-INFORMATION TECH	\$ 5,013.15
4500001546	01/20/16	TESSCO Technologies Incorporated	I110-INFORMATION TECH	\$ 1,265.89
4500001547	01/20/16	Environmental Logistics Inc	S130-DISPOSAL, OTHER	\$ 431.25
4500001548	01/20/16	Supreme Oil Company	A120-AUTO/TRUCK GASOLINE	\$ 1,690.79
4500001549	01/20/16	Pape Material Handling	P210-NON-REV VEH REPAIRS	\$ 843.38
4500001550	01/20/16	Eran Hason	P130-EQUIP MAINT REPR SVC	\$ 68.60
4500001551	01/20/16	Merrimac Petroleum Inc	A120-AUTO/TRUCK GASOLINE	\$ 17,082.37
4500001552	01/20/16	Staples Contract & Commercial Inc	G200-OFFICE SUPPLIES	\$ 60.46
4500001553	01/20/16	Pape Material Handling	P210-NON-REV VEH REPAIRS	\$ 454.80
4500001554	01/20/16	CDW LLC	G200-OFFICE SUPPLIES	\$ 36.69
4500001555	01/20/16	Carlson & Beauloye Machine Shop	R200-RAIL/LRV SEATING	\$ 993.60
4500001556	01/20/16	Palm Engineering Construction Co In	C110-GENERAL CONTRACTORS	\$ 42,000.00
4500001558	01/21/16	Dimensional Silk Screen Inc	G110-BUS/TROLLEY SIGNAGE	\$ 819.40
4500001559	01/21/16	Supreme Oil Company	A120-AUTO/TRUCK GASOLINE	\$ 1,690.79
4500001560	01/21/16	Dellner Inc	R130-RAIL/LRV COUPLER	\$ 3,951.68
4500001561	01/21/16	Petco Animal Supplies Stores Inc	G120-SECURITY	\$ 1,279.76
4500001562	01/21/16	Mark Carass	P120-BLDG/FACILITY REPRS	\$ 7,728.00
4500001563	01/21/16	A.O. Reed & Co	P260-TESTING & ANALYSIS	\$ 290.00
4500001564	01/21/16	Team One Repair Inc	G290-FARE REVENUE EQUIP	\$ 420.12
4500001565	01/21/16	Neleco Products Inc	G170-LUBRICANTS	\$ 39,675.00
4500001566	01/21/16	CDW LLC	I110-INFORMATION TECH	\$ 8,035.76
4500001568	01/21/16	Trentman Corporation	G110-BUS/TROLLEY SIGNAGE	\$ 79.26
4500001569	01/21/16	Ridout Plastics Co Inc	G290-FARE REVENUE EQUIP	\$ 156.60
4500001570	01/21/16	Citywide Auto Glass Inc	P210-NON-REV VEH REPAIRS	\$ 318.00
4500001571	01/21/16	Micro Precision Calibration Inc	P260-TESTING & ANALYSIS	\$ 1,049.75
4500001572	01/22/16	Soco Group Inc	B180-BUS DIESEL	\$ 16,767.00
4500001573	01/22/16	W.W. Grainger Inc	B130-BUS BODY	\$ 439.35
4500001574	01/22/16	Western Pump Inc	F110-SHOP/BLDG MACHINERY	\$ 758.16
4500001575	01/22/16	New Flyer Industries Canada ULC	B130-BUS BODY	\$ 331.56
4500001576	01/22/16	Wesco Distribution Inc	F110-SHOP/BLDG MACHINERY	\$ 124.48
4500001577	01/22/16	New Flyer Industries Canada ULC	B130-BUS BODY	\$ 1,506.60
4500001578	01/22/16	Cummins Pacific LLC	P190-REV VEHICLE REPAIRS	\$ 355.80
4500001579	01/22/16	W.W. Grainger Inc	B130-BUS BODY	\$ 136.16
4500001580	01/22/16	Giro Inc	P410-CONSULTING	\$ 7,650.00

Purchase Orders

PO Number	Date	Organization	Subject	Amount
4500001581	01/22/16	Juergen Meissner	R160-RAIL/LRV ELECTRICAL	\$ 2,980.80
4500001583	01/22/16	San Diego Seal Inc	R220-RAIL/LRV TRUCKS	\$ 2,721.60
4500001584	01/22/16	Knorr Brake Company	R220-RAIL/LRV TRUCKS	\$ 8,520.12
4500001585	01/22/16	Staples Contract & Commercial Inc	G200-OFFICE SUPPLIES	\$ 196.54
4500001586	01/22/16	General Auto Repair	A140-AUTO/TRUCK REPAIR	\$ 302.09
4500001587	01/22/16	Soco Group Inc	A120-AUTO/TRUCK GASOLINE	\$ 1,670.81
4500001588	01/22/16	Soco Group Inc	G170-LUBRICANTS	\$ 9,404.64
4500001589	01/22/16	Merrimac Petroleum Inc	A120-AUTO/TRUCK GASOLINE	\$ 17,468.55
4500001590	01/22/16	Byrne Doughty Mgt Corp	G200-OFFICE SUPPLIES	\$ 133.75
4500001591	01/22/16	Pape Material Handling	P130-EQUIP MAINT REPR SVC	\$ 750.00
4500001592	01/22/16	Total Filtration Services Inc	M110-SUB STATION	\$ 30.98
4500001593	01/22/16	Aztec Shops, Ltd.	P280-GENERAL SVC AGRMNTS	\$ 516.00
4500001594	01/22/16	Westair Gases & Equipment Inc	G140-SHOP SUPPLIES	\$ 97.98
4500001595	01/22/16	Matthias Moos	M120-OVRHEAD CATENARY SYS	\$ 162.00
4500001597	01/22/16	Pressnet Express Inc	G230-PRINTED MATERIALS	\$ 1,814.40
4500001598	01/22/16	Pressnet Express Inc	G230-PRINTED MATERIALS	\$ 1,458.00
4500001599	01/22/16	Judith Alto	G230-PRINTED MATERIALS	\$ 340.20
4500001600	01/22/16	Annex San Diego #1 Inc	F120-BUS/LRV PAINT BOOTHS	\$ 1,009.67
4500001601	01/22/16	FinishMaster Inc	F120-BUS/LRV PAINT BOOTHS	\$ 785.07
4500001602	01/22/16	Smart Car Care Products Inc	R240-RAIL/LRV REPR PARTS	\$ 86.35
4500001603	01/22/16	Supreme Oil Company	A120-AUTO/TRUCK GASOLINE	\$ 1,757.36
4500001604	01/22/16	Reid And Clark Screen Arts Co	R120-RAIL/LRV CAR BODY	\$ 636.78
4500001605	01/25/16	Harbor Diesel & Equipment	B250-BUS REPAIR PARTS	\$ 803.65
4500001606	01/25/16	Mcmaster-Carr Supply Co	F110-SHOP/BLDG MACHINERY	\$ 37.01
4500001607	01/25/16	Cummins Pacific LLC	B160-BUS ELECTRICAL	\$ 2,442.96
4500001608	01/25/16	Gillig LLC	B140-BUS CHASSIS	\$ 8,025.88
4500001609	01/25/16	Airgas USA LLC	G190-SAFETY/MED SUPPLIES	\$ 329.19
4500001610	01/25/16	Miramar Ford Truck Sales Inc	B140-BUS CHASSIS	\$ 1,233.36
4500001611	01/25/16	Golden State Supply LLC	G170-LUBRICANTS	\$ 73.23
4500001612	01/25/16	R.B. Hornberger Co Inc	T110-TRACK, RAIL	\$ 236.52
4500001613	01/25/16	Cummins Pacific LLC	B200-BUS PWR TRAIN EQUIP	\$ 1,728.55
4500001614	01/25/16	Supreme Oil Company	A120-AUTO/TRUCK GASOLINE	\$ 1,704.10
4500001615	01/25/16	SKS Inc	R230-RAIL/LRV MECHANICAL	\$ 2,935.41
4500001616	01/25/16	NABI Parts LLC	B130-BUS BODY	\$ 650.90
4500001617	01/25/16	Office Depot	G200-OFFICE SUPPLIES	\$ 1,816.67
4500001618	01/25/16	West-Lite Supply Co Inc	R160-RAIL/LRV ELECTRICAL	\$ 17.21
4500001619	01/25/16	San Diego Union Tribune LLC	P310-ADVERTISING SERVICES	\$ 2,500.00
4500001620	01/25/16	Home Depot USA Inc	G140-SHOP SUPPLIES	\$ 32.27
4500001621	01/25/16	Knorr Brake Company	R220-RAIL/LRV TRUCKS	\$ 5,113.35
4500001622	01/25/16	CDW LLC	I110-INFORMATION TECH	\$ 180.08
4500001623	01/25/16	Knorr Brake Company	R240-RAIL/LRV REPR PARTS	\$ 1,304.58
4500001624	01/25/16	Harbor Diesel & Equipment	I110-INFORMATION TECH	\$ 1,918.08
4500001625	01/25/16	W.W. Grainger Inc	G180-JANITORIAL SUPPLIES	\$ 187.64
4500001626	01/25/16	Thompson Building Materials	F180-BUILDING MATERIALS	\$ 753.50
4500001627	01/25/16	CDW LLC	I110-INFORMATION TECH	\$ 176.48
4500001628	01/25/16	Cummins Pacific LLC	B200-BUS PWR TRAIN EQUIP	\$ 698.34
4500001629	01/25/16	Gillig LLC	B160-BUS ELECTRICAL	\$ 1,325.45
4500001630	01/25/16	California Stamp Company	G200-OFFICE SUPPLIES	\$ 801.91
4500001631	01/25/16	Cummins Pacific LLC	B200-BUS PWR TRAIN EQUIP	\$ 495.47

Purchase Orders

PO Number	Date	Organization	Subject	Amount
4500001632	01/25/16	Gillig LLC	B140-BUS CHASSIS	\$ 359.43
4500001633	01/25/16	Judith Alto	G230-PRINTED MATERIALS	\$ 864.00
4500001634	01/25/16	NABI Parts LLC	B110-BUS HVAC SYSTEMS	\$ 217.02
4500001635	01/25/16	Ace Parking Management Inc	P280-GENERAL SVC AGRMNTS	\$ 1,950.00
4500001636	01/25/16	Rush Truck Centers of California	B200-BUS PWR TRAIN EQUIP	\$ 453.41
4500001637	01/25/16	Gillig LLC	B130-BUS BODY	\$ 1,119.46
4500001638	01/25/16	Office Solutions	G200-OFFICE SUPPLIES	\$ 250.94
4500001639	01/25/16	Professional Contractors Supplies	G160-PAINTS & CHEMICALS	\$ 591.99
4500001640	01/25/16	Gillig LLC	B130-BUS BODY	\$ 1,492.60
4500001641	01/25/16	W.W. Grainger Inc	G140-SHOP SUPPLIES	\$ 456.47
4500001642	01/25/16	American Battery Corporation	G140-SHOP SUPPLIES	\$ 146.58
4500001643	01/25/16	Reid And Clark Screen Arts Co	R120-RAIL/LRV CAR BODY	\$ 148.02
4500001644	01/25/16	Home Depot USA Inc	G180-JANITORIAL SUPPLIES	\$ 606.31
4500001645	01/25/16	San Diego Plastics Inc	R220-RAIL/LRV TRUCKS	\$ 456.15
4500001646	01/25/16	Airgas USA LLC	G190-SAFETY/MED SUPPLIES	\$ 398.52
4500001647	01/25/16	One Source Distributors LLC	M130-CROSSING MECHANISM	\$ 405.00
4500001648	01/25/16	Dimensional Silk Screen Inc	G230-PRINTED MATERIALS	\$ 4,314.60
4500001649	01/25/16	South Bay Fence Inc	F190-LANDSCAPING MAT'LS	\$ 717.12
4500001650	01/25/16	Kenneth Place	F190-LANDSCAPING MAT'LS	\$ 106.89
4500001651	01/25/16	Paradigm Mechanical Corp	P120-BLDG/FACILITY REPRS	\$ 992.50
4500001652	01/25/16	Dimensional Silk Screen Inc	G230-PRINTED MATERIALS	\$ 426.60
4500001653	01/25/16	M Power Truck & Diesel Repair	P210-NON-REV VEH REPAIRS	\$ 1,837.66
4500001654	01/25/16	Applied Industrial Technologies-CA	G140-SHOP SUPPLIES	\$ 1,236.39
4500001655	01/25/16	W.W. Grainger Inc	G140-SHOP SUPPLIES	\$ 216.70
4500001656	01/26/16	Genuine Parts Co	F110-SHOP/BLDG MACHINERY	\$ 20.07
4500001657	01/26/16	Western Pump Inc	F110-SHOP/BLDG MACHINERY	\$ 140.40
4500001658	01/26/16	Romaine Electric Corporation	P190-REV VEHICLE REPAIRS	\$ 399.67
4500001659	01/26/16	Siemens Industry Inc	R160-RAIL/LRV ELECTRICAL	\$ 2,966.76
4500001660	01/26/16	Airgas USA LLC	G190-SAFETY/MED SUPPLIES	\$ 631.86
4500001661	01/26/16	Siemens Industry Inc	R160-RAIL/LRV ELECTRICAL	\$ 12,101.40
4500001662	01/26/16	New Flyer of America Inc	P190-REV VEHICLE REPAIRS	\$ 1,748.84
4500001664	01/26/16	Dice Career Solutions Inc	P450-PERSONNEL SVCS	\$ 2,780.00
4500001665	01/26/16	Westair Gases & Equipment Inc	G140-SHOP SUPPLIES	\$ 224.53
4500001666	01/26/16	Luminator Holding LP	R180-RAIL/LRV LIGHTING	\$ 2,507.76
4500001667	01/26/16	Merrimac Petroleum Inc	A120-AUTO/TRUCK GASOLINE	\$ 17,178.90
4500001668	01/26/16	Gillig LLC	P190-REV VEHICLE REPAIRS	\$ 313.41
4500001669	01/26/16	Soco Group Inc	G170-LUBRICANTS	\$ 147.92
4500001670	01/27/16	Soco Group Inc	A120-AUTO/TRUCK GASOLINE	\$ 1,778.38
4500001671	01/27/16	Prochem Speciality Products Inc	G180-JANITORIAL SUPPLIES	\$ 1,173.75
4500001672	01/27/16	Denlo Inc	G140-SHOP SUPPLIES	\$ 99.36
4500001673	01/27/16	W.W. Grainger Inc	F110-SHOP/BLDG MACHINERY	\$ 178.09
4500001674	01/27/16	W.W. Grainger Inc	G180-JANITORIAL SUPPLIES	\$ 143.34
4500001675	01/27/16	P & R Paper Supply Company Inc	G180-JANITORIAL SUPPLIES	\$ 423.02
4500001676	01/27/16	Waxie Sanitary Supply Inc	G180-JANITORIAL SUPPLIES	\$ 122.70
4500001677	01/27/16	West-Lite Supply Co Inc	M180-STATION ELECTRICAL	\$ 100.86
4500001678	01/27/16	Chromate Industrial Corporation	G150-FASTENERS	\$ 376.87
4500001679	01/27/16	Kaman Industrial Technologies	G140-SHOP SUPPLIES	\$ 72.28
4500001680	01/27/16	Decals By Design Inc	R120-RAIL/LRV CAR BODY	\$ 438.73
4500001681	01/27/16	Waxie Sanitary Supply Inc	G180-JANITORIAL SUPPLIES	\$ 116.58

Purchase Orders

PO Number	Date	Organization	Subject	Amount
4500001682	01/27/16	Total Filtration Services Inc	R230-RAIL/LRV MECHANICAL	\$ 1,466.09
4500001683	01/27/16	Mission Janitorial Supplies	G180-JANITORIAL SUPPLIES	\$ 280.80
4500001684	01/27/16	W.W. Grainger Inc	G170-LUBRICANTS	\$ 638.66
4500001685	01/27/16	Schunk Graphite Technology LLC	R190-RAIL/LRV PANTOGRAPH	\$ 34,408.80
4500001686	01/27/16	Allied Refrigeration Inc	R230-RAIL/LRV MECHANICAL	\$ 1,041.99
4500001687	01/27/16	Neleco Products Inc	G170-LUBRICANTS	\$ 685.59
4500001688	01/27/16	Alliant Insurance Services Inc	P370-RISK MANAGEMENT	\$ 72,545.00
4500001689	01/27/16	West-Lite Supply Co Inc	R160-RAIL/LRV ELECTRICAL	\$ 378.49
4500001690	01/27/16	Smart Car Care Products Inc	R240-RAIL/LRV REPR PARTS	\$ 252.66
4500001691	01/27/16	Supreme Oil Company	A120-AUTO/TRUCK GASOLINE	\$ 1,724.07
4500001692	01/27/16	FinishMaster Inc	F120-BUS/LRV PAINT BOOTHS	\$ 640.65
4500001693	01/27/16	Annex San Diego #1 Inc	F120-BUS/LRV PAINT BOOTHS	\$ 1,101.49
4500001694	01/27/16	Home Depot USA Inc	F180-BUILDING MATERIALS	\$ 206.09
4500001695	01/27/16	3 Degrees Group, Inc.	P410-CONSULTING	\$ 1,458.24
4500001696	01/28/16	Airgas USA LLC	G140-SHOP SUPPLIES	\$ 112.35
4500001697	01/28/16	Sherwin Williams Company	B130-BUS BODY	\$ 2,006.78
4500001698	01/28/16	W.W. Grainger Inc	F110-SHOP/BLDG MACHINERY	\$ 50.58
4500001699	01/28/16	W.W. Grainger Inc	B130-BUS BODY	\$ 105.33
4500001700	01/28/16	Wetmore's	B250-BUS REPAIR PARTS	\$ 69.44
4500001701	01/28/16	Genuine Parts Co	B130-BUS BODY	\$ 168.35
4500001702	01/28/16	Transit Products and Services	B130-BUS BODY	\$ 2,700.00
4500001703	01/28/16	Mcmaster-Carr Supply Co	F110-SHOP/BLDG MACHINERY	\$ 247.92
4500001704	01/28/16	NABI Parts LLC	B250-BUS REPAIR PARTS	\$ 1,016.07
4500001705	01/28/16	New Flyer of America Inc	B250-BUS REPAIR PARTS	\$ 620.30
4500001706	01/28/16	New Flyer Industries Canada ULC	B130-BUS BODY	\$ 10.80
4500001707	01/28/16	Kaman Industrial Technologies	B250-BUS REPAIR PARTS	\$ 137.94
4500001708	01/28/16	Freeby Signs	B130-BUS BODY	\$ 334.27
4500001709	01/28/16	Gillig LLC	B130-BUS BODY	\$ 259.20
4500001710	01/28/16	Office Solutions	G210-OFFICE FURNITURE	\$ 4,250.88
4500001711	01/28/16	Supreme Oil Company	A120-AUTO/TRUCK GASOLINE	\$ 1,764.02
4500001712	01/28/16	American Language Services	P350-OTHER LEGAL	\$ 190.00
4500001713	01/28/16	Tennant Sales & Serv Co	P130-EQUIP MAINT REPR SVC	\$ 557.42
4500001715	01/28/16	Staples Contract & Commercial Inc	G210-OFFICE FURNITURE	\$ 1,455.92
4500001716	01/28/16	Merrimac Petroleum Inc	A120-AUTO/TRUCK GASOLINE	\$ 17,082.37
4500001717	01/28/16	Merrimac Petroleum Inc	B180-BUS DIESEL	\$ 18,435.60
4500001718	01/28/16	Willy's Electronic Supply Co	G130-SHOP TOOLS	\$ 214.34
4500001719	01/28/16	One Source Distributors LLC	G130-SHOP TOOLS	\$ 986.51
4500001720	01/28/16	Virginia Electronic & Lighting LLC	M140-WAYSIDE SIGNALS	\$ 858.60
4500001721	01/28/16	W.W. Grainger Inc	G130-SHOP TOOLS	\$ 749.27
4500001722	01/28/16	M Power Truck & Diesel Repair	P210-NON-REV VEH REPAIRS	\$ 2,352.10
4500001723	01/28/16	Myers & Sons Hi-Way Safety Inc	M130-CROSSING MECHANISM	\$ 132.18
4500001724	01/28/16	South Bay Fence Inc	F190-LANDSCAPING MAT'LS	\$ 257.30
4500001725	01/28/16	Home Depot USA Inc	G130-SHOP TOOLS	\$ 129.28
4500001727	01/29/16	Office Depot	G210-OFFICE FURNITURE	\$ 907.17
4500001728	01/29/16	Don Oleson Inc	B200-BUS PWR TRAIN EQUIP	\$ 4,912.32
4500001729	01/29/16	Staples Contract & Commercial Inc	G200-OFFICE SUPPLIES	\$ 279.79
4500001730	01/29/16	W.W. Grainger Inc	F110-SHOP/BLDG MACHINERY	\$ 248.40
4500001731	01/29/16	Don Oleson Inc	B200-BUS PWR TRAIN EQUIP	\$ 2,456.16
4500001732	01/29/16	Daily Journal Corporation	P310-ADVERTISING SERVICES	\$ 33,119.26

Purchase Orders

PO Number	Date	Organization	Subject	Amount
4500001733	01/29/16	Wetmore's	B140-BUS CHASSIS	\$ 3,188.16
4500001734	01/29/16	Wetmore's	B140-BUS CHASSIS	\$ 3,188.16
4500001735	01/29/16	Judith Alto	G230-PRINTED MATERIALS	\$ 2,268.00
4500001736	01/29/16	Pressnet Express Inc	G230-PRINTED MATERIALS	\$ 1,290.60
4500001737	01/29/16	Siemens Rail Automation Corporation	M130-CROSSING MECHANISM	\$ 1,331.64
4500001738	01/29/16	Chromate Industrial Corporation	G150-FASTENERS	\$ 45.95
4500001739	01/29/16	Freeby Signs	B130-BUS BODY	\$ 150.15
4500001740	01/29/16	M Power Truck & Diesel Repair	P130-EQUIP MAINT REPR SVC	\$ 380.19
4500001741	01/29/16	Merrimac Petroleum Inc	A120-AUTO/TRUCK GASOLINE	\$ 19,399.42
4500001742	01/29/16	Soco Group Inc	A120-AUTO/TRUCK GASOLINE	\$ 2,050.32
4500001743	01/29/16	Soco Group Inc	A120-AUTO/TRUCK GASOLINE	\$ 2,050.32
4500001744	01/29/16	F-1 Marketing Group	G230-PRINTED MATERIALS	\$ 647.47
4500001745	01/29/16	Netwrix Corporation	I110-INFORMATION TECH	\$ 8,058.00
4500001746	01/29/16	W.W. Grainger Inc	M110-SUB STATION	\$ 1,856.65
4500001747	01/29/16	Reid And Clark Screen Arts Co	R120-RAIL/LRV CAR BODY	\$ 416.23
4500001748	01/29/16	RR Donnelley and Sons Co	G230-PRINTED MATERIALS	\$ 4,660.36
4500001749	02/01/16	New Flyer Industries Canada ULC	P190-REV VEHICLE REPAIRS	\$ 548.64
4500001750	02/01/16	Chromate Industrial Corporation	G140-SHOP SUPPLIES	\$ 297.71
4500001751	02/01/16	West-Lite Supply Co Inc	R180-RAIL/LRV LIGHTING	\$ 362.88
4500001752	02/01/16	Advertising Concepts Inc	G250-NOVELTIES & AWARDS	\$ 2,856.60
4500001753	02/01/16	Waxie Sanitary Supply Inc	G180-JANITORIAL SUPPLIES	\$ 791.22
4500001754	02/01/16	Professional Contractors Supplies	G180-JANITORIAL SUPPLIES	\$ 268.49
4500001755	02/01/16	San Diego Seal Inc	R220-RAIL/LRV TRUCKS	\$ 291.60
4500001757	02/01/16	Cameo Paper & Supply Co Inc	G180-JANITORIAL SUPPLIES	\$ 73.27
4500001758	02/01/16	P & R Paper Supply Company Inc	G180-JANITORIAL SUPPLIES	\$ 136.86
4500001759	02/01/16	Kent Global Systems Inc	G180-JANITORIAL SUPPLIES	\$ 30.01
4500001760	02/01/16	Culligan of San Diego	G140-SHOP SUPPLIES	\$ 2,100.00
4500001761	02/01/16	Cummins Pacific LLC	B200-BUS PWR TRAIN EQUIP	\$ 9,839.88
4500001763	02/01/16	CDW LLC	I110-INFORMATION TECH	\$ 1,483.77
4500001764	02/01/16	JKL Cleaning Systems	F110-SHOP/BLDG MACHINERY	\$ 18.35
4500001765	02/01/16	Kearny Pearson Ford	B250-BUS REPAIR PARTS	\$ 347.43
4500001766	02/01/16	Cummins Pacific LLC	B200-BUS PWR TRAIN EQUIP	\$ 9,839.88
4500001767	02/01/16	US Mobile Wireless	P210-NON-REV VEH REPAIRS	\$ 2,100.00
4500001768	02/01/16	W.W. Grainger Inc	F110-SHOP/BLDG MACHINERY	\$ 150.08
4500001770	02/01/16	Merrimac Petroleum Inc	A120-AUTO/TRUCK GASOLINE	\$ 18,144.34
4500001772	02/01/16	Kaman Industrial Technologies	B120-BUS MECHANICAL PARTS	\$ 318.13
4500001773	02/01/16	Kaman Industrial Technologies	B120-BUS MECHANICAL PARTS	\$ 2,123.28
4500001774	02/01/16	Supreme Oil Company	A120-AUTO/TRUCK GASOLINE	\$ 1,784.00
4500001775	02/02/16	New Flyer of America Inc	P190-REV VEHICLE REPAIRS	\$ 338.67
4500001776	02/02/16	Staples Contract & Commercial Inc	G200-OFFICE SUPPLIES	\$ 841.11
4500001777	02/02/16	Ferguson Enterprises	F110-SHOP/BLDG MACHINERY	\$ 3.98
4500001778	02/02/16	Miramar Ford Truck Sales Inc	B140-BUS CHASSIS	\$ 1,233.36
4500001779	02/02/16	Kaman Industrial Technologies	G170-LUBRICANTS	\$ 1,251.54
4500001780	02/02/16	Kaman Industrial Technologies	B120-BUS MECHANICAL PARTS	\$ 100.69
4500001781	02/02/16	Cummins Pacific LLC	B200-BUS PWR TRAIN EQUIP	\$ 2,187.42
4500001782	02/02/16	Kaman Industrial Technologies	B140-BUS CHASSIS	\$ 757.65
4500001783	02/02/16	Jeyco Products Inc	G180-JANITORIAL SUPPLIES	\$ 611.98
4500001784	02/02/16	New Flyer of America Inc	B120-BUS MECHANICAL PARTS	\$ 3,045.60
4500001785	02/02/16	Kaman Industrial Technologies	B120-BUS MECHANICAL PARTS	\$ 961.62

Purchase Orders

PO Number	Date	Organization	Subject	Amount
4500001786	02/02/16	Gillig LLC	B120-BUS MECHANICAL PARTS	\$ 1,160.58
4500001787	02/02/16	Cummins Pacific LLC	B130-BUS BODY	\$ 1,945.04
4500001788	02/02/16	Tri Signal Integration Inc	P280-GENERAL SVC AGRMNTS	\$ 308.24
4500001789	02/02/16	Cummins Pacific LLC	B130-BUS BODY	\$ 2,222.89
4500001790	02/02/16	Kaman Industrial Technologies	B120-BUS MECHANICAL PARTS	\$ 2,301.69
4500001791	02/02/16	Kaman Industrial Technologies	B120-BUS MECHANICAL PARTS	\$ 2,301.69
4500001792	02/02/16	Mohawk Mfg & Supply Co	B120-BUS MECHANICAL PARTS	\$ 430.92
4500001793	02/02/16	E W Truck & Equipment Co Inc	B120-BUS MECHANICAL PARTS	\$ 1,065.30
4500001794	02/02/16	Cummins Pacific LLC	B200-BUS PWR TRAIN EQUIP	\$ 1,987.57
4500001795	02/02/16	Cummins Pacific LLC	B200-BUS PWR TRAIN EQUIP	\$ 1,987.57
4500001796	02/02/16	Mark W. Schieber	P120-BLDG/FACILITY REPRS	\$ 2,335.92
4500001797	02/02/16	Professional Contractors Supplies	G160-PAINTS & CHEMICALS	\$ 26.66
4500001798	02/02/16	One Source Distributors LLC	G180-JANITORIAL SUPPLIES	\$ 248.35
4500001799	02/02/16	W.W. Grainger Inc	G140-SHOP SUPPLIES	\$ 73.67
4500001800	02/02/16	Mci Service Parts Inc	B120-BUS MECHANICAL PARTS	\$ 77.76
4500001801	02/02/16	BCP Systems Inc	G290-FARE REVENUE EQUIP	\$ 2,656.80
4500001802	02/02/16	San Diego Seal Inc	R220-RAIL/LRV TRUCKS	\$ 32.40
4500001803	02/02/16	NABI Parts LLC	B160-BUS ELECTRICAL	\$ 1,896.82
4500001804	02/02/16	W.W. Grainger Inc	G170-LUBRICANTS	\$ 48.39
4500001805	02/02/16	Applied Industrial Technologies-CA	G170-LUBRICANTS	\$ 837.19
4500001806	02/02/16	Schunk Graphite Technology LLC	R190-RAIL/LRV PANTOGRAPH	\$ 5,248.80
4500001807	02/02/16	Wesco Distribution Inc	F110-SHOP/BLDG MACHINERY	\$ 96.74
4500001808	02/02/16	Cummins Pacific LLC	B200-BUS PWR TRAIN EQUIP	\$ 896.51
4500001809	02/02/16	W.W. Grainger Inc	F110-SHOP/BLDG MACHINERY	\$ 1,912.68
4500001810	02/02/16	Neleco Products Inc	G170-LUBRICANTS	\$ 1,863.00
4500001811	02/02/16	Supreme Oil Company	A120-AUTO/TRUCK GASOLINE	\$ 1,724.07
4500001812	02/02/16	Siemens Rail Automation Corporation	M110-SUB STATION	\$ 13,444.00
4500001813	02/02/16	Allied Refrigeration Inc	R230-RAIL/LRV MECHANICAL	\$ 92.63
4500001814	02/02/16	Neleco Products Inc	G170-LUBRICANTS	\$ 22.85
4500001815	02/02/16	Westair Gases & Equipment Inc	G140-SHOP SUPPLIES	\$ 88.45
4500001816	02/02/16	Professional Contractors Supplies	G140-SHOP SUPPLIES	\$ 27.66
4500001817	02/02/16	Prudential Overall Supply	G140-SHOP SUPPLIES	\$ 113.82
4500001818	02/02/16	Total Filtration Services Inc	R230-RAIL/LRV MECHANICAL	\$ 978.42
4500001819	02/02/16	Soco Group Inc	A120-AUTO/TRUCK GASOLINE	\$ 1,473.07
4500001820	02/02/16	Supreme Oil Company	A120-AUTO/TRUCK GASOLINE	\$ 16,621.54
4500001821	02/02/16	Allied Refrigeration Inc	R170-RAIL/LRV HVAC	\$ 1,761.40
4500001822	02/02/16	W.W. Grainger Inc	M110-SUB STATION	\$ 2,842.03
4500001823	02/02/16	Don Childers	P500-OPERATOR TRAINING	\$ 810.00



AGENDA ITEM NO.

63

REQUEST TO SPEAK FORM

ORDER REQUEST RECEIVED

1

PLEASE SUBMIT THIS COMPLETED FORM (AND YOUR WRITTEN STATEMENT) TO THE CLERK OF THE BOARD PRIOR TO DISCUSSION OF YOUR ITEM

1. INSTRUCTIONS

This Request to Speak form must be filled out and submitted in advance of the discussion of your item to the Clerk of the Board (please attach any written statement to this form). Communications on hearings and agenda items are generally limited to three minutes per person unless the Board authorizes additional time; however, the Chairperson may limit comment to one or two minutes each if there are multiple requests to speak on a particular item. General public comments on items not on the agenda are limited to three minutes. Please be brief and to the point. No yielding of time is allowed. Subjects of previous hearings or agenda items may not again be addressed under General Public Comments.

(PLEASE PRINT)

DID NOT SPEAK -

Date	RUSS ANDERSON		
Name			
Address			
Telephone			
Organization Represented			
Subject of Your Remarks	SECURITY		
Regarding Agenda Item No.			
Your Comments Present a Position of:	<input type="checkbox"/>	<input checked="" type="checkbox"/> SUPPORT	<input type="checkbox"/> OPPOSITION

2. TESTIMONY AT NOTICED PUBLIC HEARINGS

At Public Hearings of the Board, persons wishing to speak shall be permitted to address the Board on any issue relevant to the subject of the Hearing.

3. DISCUSSION OF AGENDA ITEMS

The Chairman may permit any member of the public to address the Board on any issue relevant to a particular agenda item.

4. GENERAL PUBLIC COMMENTS ON MATTERS NOT ON THE AGENDA

Public comment on matters not on the agenda will be limited to five speakers with three minutes each, under the Public Comment Agenda Item. Additional speakers will be heard at the end of the Board's Agenda.

REMEMBER: Subjects of previous hearings or agenda items may not again be addressed under General Public Comments.