



1255 Imperial Avenue, Suite 1000
San Diego, CA 92101-7490
619.231.1466 FAX 619.234.3407

05-06-16 P04:00 IN

Agenda

MEETING OF THE SAN DIEGO METROPOLITAN TRANSIT SYSTEM BOARD OF DIRECTORS

May 12, 2016

9:00 a.m.

James R. Mills Building
Board Meeting Room, 10th Floor
1255 Imperial Avenue, San Diego

This information will be made available in alternative formats upon request. To request an agenda in an alternative format, please call the Clerk of the Board at least two working days prior to the meeting to ensure availability. Assistive Listening Devices (ALDs) are available from the Clerk of the Board/Assistant Clerk of the Board prior to the meeting and are to be returned at the end of the meeting.

ACTION RECOMMENDED

1. Roll Call
2. Approval of Minutes - April 14, 2016
3. Public Comments - Limited to five speakers with three minutes per speaker. Others will be heard after Board Discussion items. If you have a report to present, please give your copies to the Clerk of the Board.

Approve

Please SILENCE electronics
during the meeting



1255 Imperial Avenue, Suite 1000, San Diego, CA 92101-7490 • (619) 231-1466 • www.sdmts.com

Metropolitan Transit System (MTS) is a California public agency comprised of San Diego Transit Corp., San Diego Trolley, Inc. and San Diego and Arizona Eastern Railway Company (nonprofit public benefit corporations). MTS is the taxicab administrator for seven cities.

MTS member agencies include the cities of Chula Vista, Coronado, El Cajon, Imperial Beach, La Mesa, Lemon Grove, National City, Poway, San Diego, Santee, and the County of San Diego.

CONSENT ITEMS

- | | | |
|-----|--|-------------|
| 6. | <u>San Diego and Arizona Eastern (SD&AE) Railway Company Quarterly Reports and Ratification of Actions Taken by the SD&AE Board of Directors at its Meeting on April 12, 2016</u> | Information |
| 7. | <u>San Diego Metropolitan Transit System (MTS) Heavy Duty Service Trucks - Contract Award</u>
Action would authorize the Chief Executive Officer (CEO) to execute MTS Doc. No. B0637.0-16 with Sunroad Auto LLC, doing business as Kearny Pearson Ford for the purchase of three (3) heavy duty service trucks to support MTS's transit operations. | Approve |
| 8. | <u>California Governor's Office of Emergency Services (CalOES) California Transit Security Grant Program (CTSGP Funding, Fiscal Year 2015-2016)</u>
Action would approve Resolution No. 16-11, authorizing the use of, and application for, \$2,779,445 of California CTSGP for capital projects that provide increased protection against security and safety threats, and/or increases the capacity of transit operators to prepare for and provide disaster-response transportation systems. | Approve |
| 9. | <u>Bus Bench Advertising and Maintenance - Contract Award</u>
Action would authorize the Chief Executive Officer (CEO) to execute MTS Doc. No. G1805.0-15 with Coast United Advertising for the provision of bus bench advertising and maintenance services. | Approve |
| 10. | <u>Revisions to San Diego Metropolitan Transit System (MTS) Ordinance No. 5, Providing Authority for Taxicab Regulatory Inspectors to Enforce Additional Local and State Ordinances Relating to For-Hire Transportation Regulation</u>
Action would: (1) Adopt the proposed amendments to Ordinance No. 5, An Ordinance Relating to the Enforcement Authorities of Code Compliance Inspectors, Assistant Code Compliance Supervisors, the Code Compliance Inspection Supervisor, and Taxicab Inspectors I & II; and (2) Direct publication of a summary of the amendments to Ordinance No. 5. | Approve |
| 11. | <u>Revisions to San Diego Metropolitan Transit System (MTS) Ordinance No. 11, Providing for the Licensing and the Regulating of Transportation Services Within the City by the Adoption of a Uniform Paratransit Ordinance</u>
Action would: (1) Adopt the proposed amendments to Ordinance No. 11, An Ordinance Providing for the Licensing and the Regulating of Transportation Services within the City by the Adoption of a Uniform Paratransit Ordinance; and (2) Direct publication of a summary of the amendments to Ordinance No. 11. | Approve |
| 12. | <u>San Diego Metropolitan Transit System (MTS) SAP Tier 3 Production Support Services - Contract Award</u>
Action would authorize the Chief Executive Officer (CEO) to execute MTS Doc. No. G1865.0-16 with Peloton Alliance; MTS Doc. No. G1911.0-16 with Labyrinth Solutions, Inc., and MTS Doc. No. G1912.0-16 with EPI-USE, for the provision of various SAP Tier 3 Support Services on an as-needed basis for one base-year, and four optional one-year performance periods to be exercised at MTS's sole determination. | Approve |
| 13. | <u>Investment Report - March 2016</u> | Information |

CLOSED SESSION

- | | | |
|-----|---|--------------------|
| 24. | <u>CLOSED SESSION - CONFERENCE WITH LABOR NEGOTIATORS PURSUANT TO CALIFORNIA GOVERNMENT CODE SECTION 54957.6</u>
<u>Agency:</u> San Diego Trolley, Inc. (SDTI)
<u>Employee Organization:</u> International Brotherhood of Electrical Workers, Local 465 (Representing SDTI Train Operators, Electromechanics, Servicers and Clerical)
<u>Agency-Designated Representative:</u> Jeff Stumbo | Possible
Action |
|-----|---|--------------------|

Oral Report of Final Actions Taken in Closed Session

NOTICED PUBLIC HEARINGS

- | | | |
|-----|--|-----------------|
| 25. | <u>Proposed Fiscal Year 2017 Operating Budget (Mike Thompson)</u>
Action would: (1) Hold a public hearing, receive testimony, and review and comment on the fiscal year (FY) 2017 budget information presented in this report; and (2) Enact Resolution No. 16-12 adopting the operating and capital budget for MTS and approving the operating budgets for San Diego Transit Corporation (SDTC), San Diego Trolley, Inc. (SDTI), MTS Contract Services and the Coronado Ferry. | Enact/
Adopt |
|-----|--|-----------------|

DISCUSSION ITEMS

30. None.

REPORT ITEMS

- | | | |
|-----|---|-------------|
| 45. | <u>Annual Security Report - January 2015 through December 2015 (Manny Guaderrama)</u> | Information |
| 60. | <u>Chairman's Report</u> | Information |
| 61. | <u>Chief Executive Officer's Report</u> | Information |
| 62. | <u>Board Member Communications</u> | |
| 63. | <u>Additional Public Comments Not on the Agenda</u>
If the limit of 5 speakers is exceeded under No. 3 (Public Comments) on this agenda, additional speakers will be taken at this time. If you have a report to present, please furnish a copy to the Clerk of the Board. Subjects of previous hearings or agenda items may not again be addressed under Public Comments. | |
| 64. | <u>Next Meeting Date:</u> June 9, 2016 | |
| 65. | <u>Adjournment</u> | |

MEETING OF THE SAN DIEGO METROPOLITAN TRANSIT SYSTEM
BOARD OF DIRECTORS
1255 Imperial Avenue, Suite 1000
San Diego, CA 92101

MINUTES

April 14, 2016

1. Roll Call

Chairman Mathis called the Board meeting to order at 9:05 a.m. A roll call sheet listing Board member attendance is attached.

Chairman Mathis stated that agenda item 30, Silver Line Naming Rights and Sponsorship Agreement, will be deferred to the May 12, 2016 Board meeting.

2. Approval of Minutes

Mr. Minto moved to approve the minutes of the March 17, 2016, MTS Board of Directors meeting. Ms. Zapf seconded the motion, and the vote was 14 to 0 in favor with Mr. McWhirter absent.

3. Public Comments

Louis Pruitt – Mr. Pruitt stated that when he is leaving work he often has to walk miles in order to get home, because the route 901 does not run late enough. He said that it is a dangerous route for him to walk and requested that the route 901 operate until 3:00 a.m.

Mitchel Beauchamp – Mr. Beauchamp discussed some of the ongoing issues with the lack of policing on the Desert Line. He commented about the Coronado Belt Line and stated that there is interest from the Navy and the City of Imperial Beach to access the line. He said that he heard a rumor that a portion of the tracks are to be removed from National City. He also asked about the non-profit status of the San Diego & Imperial Valley Railroad. He asked for leadership from the Board regarding these issues.

Eduard Schmiede – Mr. Schmiede stated that he has ideas on how to increase ridership and would like to share his recommendations with staff.

Michael Horgan – Mr. Horgan asked what the next generation fare system will be. He also asked if the route 280 and 290 buses will have announcements on board similar to the other buses.

CONSENT ITEMS

6. San Diego and Arizona Eastern (SD&AE) Railway Company Quarterly Reports and Ratification of Actions Taken by the SD&AE Board of Directors at its Meeting on January 19, 2016
7. Authorization to Increase Legal Services Contract with Tyson & Mendes, LLP to Pay Projected Expenses

Action would: (1) approve increasing the spend authority for Tyson & Mendes, LLP contract by \$200,000 to cover anticipated legal expenses; and (2) extend the contract for an additional two years with this firm effective January 1, 2017 through December 31, 2018.

8. Arc of San Diego Interior Bus Cleaning Services - Contract Amendment

Action would authorize the Chief Executive Officer (CEO) to execute MTS Doc. No. B0602.1-13, to amend the contract with The Arc of San Diego (Arc) to authorize an additional expense authority of \$216,248.45 for the remainder of the contract term.

9. Rail Welding Maintenance Services - Contract Award

Action would authorize the Chief Executive Officer (CEO) to execute MTS Doc. No. PWL169.0-15, with Morrison Metalweld Process Corp. for the provision of rail welding maintenance services for five years, beginning on May 1, 2016 and ending on April 30, 2021.

10. Investment Report - February 2016

11. Light Rail Vehicle (LRV) Tire Kits - Contract Award

Action would authorize the Chief Executive Officer (CEO) to execute MTS Doc. No. L1285.0-16 with Siemens Industry, Inc., for the purchase of Light Rail Vehicle (LRV) tire kits for up to six years.

12. San Diego Metropolitan Transit System (MTS) Intranet Redesign, Implementation, and Annual Maintenance Services - Contract Award

Action would authorize the Chief Executive Officer (CEO) to execute MTS Doc. No. G1866.0-16 with Steer Davies & Gleave, Inc. for the provision of redesign and implementation services for MTS's Intranet, as well as, software maintenance services for three (3) years.

Action on Recommended Consent Items

Mr. Roberts moved to approve Consent Agenda Item Nos. 6 – 12. Mr. Cunningham seconded the motion, and the vote was 14 to 0 in favor with Mr. McWhirter absent.

CLOSED SESSION – PUBLIC COMMENTS – Item 24b

Eliot Kevin – Mr. Kevin stated that he has a video to present regarding the ongoing access issue at the San Ysidro transit station. He played the video for the Board.

Oscar Marmol – Mr. Marmol gave his speaking time to Eliot Kevin.

CLOSED SESSION – PUBLIC COMMENTS – Item 24c

Alan Aegerter – Mr. Aegerter stated that he is the manager of the Coronado Shores Association No. 8. He stated that when the Association was formed, they created a Landscape and Recreation Committee. Mr. Aegerter said his association has a complaint about the use of private property for a bus stop and layover area on Avenida de las Arenas. He provided background about the 904 bus stop being approved to be located on their private property in 2011. Mr. Aegerter stated that he is only representing his residents in the El Encanto Tower and he provided some general information about his residents and the tower. He referenced the

pictures in the packet he provided to the Board members. He stated that they are opposed to this bus stop.

Beth Elardo – Ms. Elardo stated that she and her husband own and live in a condo at the Coronado Shores. She said that she is speaking on behalf of herself and the other residents of Coronado Shores to remove the 904 bus stop on their private property. She stated that in 2011, the Coronado Shores invited MTS to use their private street for a bus stop, and in 2015, the Coronado Shores uninvited MTS to use their private street, but MTS is still operating this bus stop. Ms. Elardo stated that she and her husband are attorneys and they, along with four other attorneys, have researched this matter and have the opinion that this bus stop is trespassing on private property. She said that they are asking for the immediate removal of the 904 bus stop on the Coronado Shores property.

CLOSED SESSION

24. Closed Session Items

The Board convened to Closed Session at 9:35 a.m.

- a. CLOSED SESSION - CONFERENCE WITH LABOR NEGOTIATORS PURSUANT TO CALIFORNIA GOVERNMENT CODE SECTION 54957.6
Agency: San Diego Trolley, Inc. (SDTI)
Employee Organization: International Brotherhood of Electrical Workers, Local 465 (Representing SDTI Train Operators, Electromechanics, Servicers and Clerical)
Agency-Designated Representative: Jeff Stumbo
- b. CLOSED SESSION - CONFERENCE WITH LEGAL COUNSEL - EXISTING LITIGATION Pursuant to California Government Code Section 54956.9(d)(1) San Diego Metropolitan Transit System v. Grand Central West LLC San Diego Superior Court Case No. 37-2014-00044014-CU-OR-CTL
- c. CLOSED SESSION - CONFERENCE WITH LEGAL COUNSEL - ANTICIPATED LITIGATION Pursuant to California Government Code Section 54956.9 (One potential case: John Albert Elardo, Sr.; Marion Elizabeth Elardo; Coronado Shores Landscaping & Recreational Committee, et al.)

The Board reconvened to Open Session at 11:18 a.m.

Oral Report of Final Actions Taken in Closed Session

Karen Landers, General Counsel, reported the following:

- a. The Board received a report. No vote was taken.
- b. The Board received a report from legal counsel.
- c. The Board received a report and gave direction to staff.

NOTICED PUBLIC HEARINGS

25. None.

DISCUSSION ITEMS

30. Silver Line Naming Rights and Sponsorship Agreement (Rob Schupp)

This item was deferred to the May 12, 2016 Board meeting.

Action Taken

No action was taken.

31. Potential Funding Measure (Sharon Cooney)

Sharon Cooney, Chief of Staff, provided a report on the potential funding measure. She noted that SANDAG is proposing to add a funding measure to the November 2016 ballot. Ms. Cooney stated that this would be a 40 year measure, ½ cent sales tax, with a \$288 million annual revenue projection. She stated that the most recent draft, Refined Hybrid Alternative, designates 41.7% of the measure's anticipated revenue for transit capital and operations. Ms. Cooney stated that the measure bridges many of MTS's future funding gaps. She reviewed the various projects and items that could be funded if the measure passes and noted that it would also fund new transit services in the MTS service area. Ms. Cooney reviewed the staff recommendations and asked for comments from the Board.

PUBLIC COMMENTS

Richard Thompson – Mr. Thompson referenced the handout he provided to the Board members. He commented on the funding split between MTS and North County. He also commented on statements made by the Chief Executive Officer in North County.

BOARD COMMENTS

Mr. Gloria commented that he noticed there is no mention of a youth opportunity pass in the program. He advised staff to conduct some cost benefit analyses on some of the other program proposals and to consider adding a youth or student discount proposal to the program.

Ms. Rios asked if the Purple Line would be included as one of the proposed projects in the program. Ms. Cooney replied that the Purple Line is being included as one of the proposed projects.

Mr. Jablonski commented on the arbitrary split in the money allocation between MTS and NCTD. He said that we need flexibility going forward for potential funding options in the future.

Mr. Alvarez asked about the vote that will be taken today. Mr. Jablonski stated that this item is informational and does not require a vote, but it is asking for comments. Mr. Alvarez inquired if MTS has the authority to request a tax. Ms. Cooney replied that MTS can request a tax within our jurisdiction, but it would not be region wide.

Mr. Cunningham stated that Poway staff has recommendations and asked when the deadline is to make any changes. Mr. Jablonski stated that everything MTS would like to see is in the Hybrid Plan and we are not asking for any other changes. Mr. Cunningham asked about the roll out of the funding, if the measure passes. Mr. Roberts commented that there are certain select projects that would start immediately and other projects would be addressed later. Mr. Cunningham inquired if most of the initial money would be allocated to habitat acquisition first. Mr. Roberts replied that is still unknown, but there is a commitment of significant resources that would go to habitat acquisition over the 40 year period.

Mr. McClellan inquired if the public may think the name Refined Hybrid Alternative could mean that MTS is going toward electric buses. Mr. Roberts stated that the name Refined Hybrid Alternative is not meant to imply electric buses for transit.

Mr. Gastil stated that this measure needs to pass and wants to see something that is popular throughout the county to ensure that the measure does pass.

Action Taken

No action was taken.

32. Mobile Ticketing Services Agreement - Contract Award (Rob Schupp)

Rob Schupp, Director of Marketing and Communication, provided a presentation on the mobile ticketing services agreement. He gave a brief overview of the history of mobile ticketing with MTS. He stated that a survey was conducted in 2014 with riders about their cell phone usage, which resulted in a majority consensus that people would like to have mobile ticketing as an option to pay for fares. Mr. Schupp reviewed the Request for Proposals process and presented a video from GlobeSherpa on their mobile ticketing phone application. He provided background about GlobeSherpa and their accomplishments with the mobile ticketing application with other agencies and companies. He presented sample pictures of what the application will look like on mobile devices. Mr. Schupp also reviewed the customer experience, the products that will be available, the security features, fraud prevention, added functionality and implementation.

Mr. Alvarez commented that he read reviews about this product with TriMet and asked if the account problems TriMet experienced had been addressed and fixed for MTS's version. Mr. Schupp replied that has been addressed and this version will not have those problems. Mr. Alvarez inquired about future updates and the cost associated with those updates. Mr. Schupp replied that updates are covered under the contract, but upgrades are not covered under the contract. He noted that it would be an easy process to implement upgrades in the future. Mr. Alvarez asked about fraud protection under the contract. Mr. Schupp replied that GlobeSherpa is compliant with Payment Card Industry Data Security Standards.

Ms. Zapf inquired about the everyday use case commissions. Mr. Schupp replied that means all ticket products will be available on this application. Previously, MTS only used mobile ticketing for special events.

PUBLIC COMMENTS

Colin Parent – Mr. Parent stated that he is representing Circulate San Diego. He referenced the letter that was provided to all Board members and noted that they are in support of this contract.

BOARD COMMENTS

Ms. Zapf inquired about the stored value feature of the application. Mr. Schupp stated that stored value will be an option. He noted that it won't be ready in the first phase, but will be implemented in a later phase. Mr. Jablonski commented that a person can go to a 7 Eleven store and buy a PayPal prepaid card and load that card on the application and then use that money to spend on the various type of fares.

Ms. Salas inquired about the timelines for the different phases. Mr. Schupp replied that the majority of the application features will be launched in August. He stated that other features, such as the ride tap solutions and traditional store value, will be phased in after the initial launch.

Action Taken

Ms. Zapf moved to authorize the Chief Executive Officer (CEO) to execute MTS Doc. No. G1818.0-15 with GlobeSherpa, for the provision of Mobile Ticketing Services for three (3) base years with an option to extend for an additional three (3) years. Mr. Gastil seconded the motion, and the vote was 11 to 0 in favor with Ms. Cole and Messrs. Gloria, McWhirter and Minto absent.

REPORT ITEMS

45. MTS Compass Card Stored Value Payment Option (Larry Marinesi)

Mr. Jablonski stated that the Board had previously requested an update on stored value. He stated that the stored value initiative began a few years ago working with Cubic staff, however it was not successful. He noted that about a month ago, those discussions with Cubic started again. Mr. Jablonski stated that Cubic initially thought it was going to be an easy feature to turn on, but they found there were multiple tasks that needed to be solved before implementation. He said that there have been follow up meetings between Cubic and MTS staff to go through the issues that need to be addressed before turning on stored value. Mr. Jablonski noted that staff and Cubic are working as quickly as they can to solve any issues in finalizing and implementing stored value.

Ms. Salas inquired if Cubic will provide an estimate for what stored value will cost. Mr. Jablonski stated that Cubic will be providing a quote and believes the cost will be over \$50,000. Ms. Salas commented that she is in favor of the stored value option on compass cards to ensure that everyone will have an option for stored value regardless if you have a smart phone or not.

PUBLIC COMMENTS

Colin Parent – Mr. Parent stated that Circulate San Diego is appreciative that MTS staff is making stored value a priority.

BOARD COMMENTS

Mr. Alvarez commented that stored value will normally be used for choice riders and not frequent riders. He asked if there is a potential for stored value to roll out in August with mobile ticketing. Mr. Jablonski stated the timeline will depend on Cubic's analysis of the system, but he hopes it will be available when mobile ticketing is implemented. Mr. Alvarez asked about the length of the contract with Cubic. Mr. Jablonski replied that as long as we have the Cubic system, we will be under contract with Cubic. He noted that a representative from Cubic, Anita Draa, was in the audience to answer any questions. Mr. Alvarez asked Ms. Draa how long she thinks it will take to implement stored value and what else can MTS provide to move forward in the process. She stated that the major requirements are to work on the business roles with MTS. She stated that there are reports that MTS has requested quotes for and the quotes should be available tomorrow. Ms. Draa also stated that the collaboration with MTS will help move the process along. She said there are various ways to use this system and they need to work together to figure out exactly how to implement the system in the specific way MTS needs it to operate. Larry Marinesi, Chief Financial Officer, commented that MTS will be receiving quotes for reports and is also waiting on liability tracking reconciliation reports. Mr. Marinesi stated that they will be receiving those items tomorrow and will have a meeting with Cubic on Monday to go over those materials and start the discussion on how the system will be rolled out to the public. Mr. Alvarez asked if this system will be ready to roll out in August, based on the information that has been provided. Mr. Marinesi replied that he is not sure on the timeline, but is hopeful that it will be ready to launch by that time. He stated that they are working as quickly as possible to implement the system. Mr. Jablonski commented that they are working to get everything done as soon as possible, but it is hard to put a timeline in place because of the unknown issues that can arise during testing and/or implementation. Mr. Alvarez requested for continuous updates on this project.

Action Taken

No action taken. Informational item only.

46. Enterprise Resource Planning/Transit Asset Management Implementation - Final Update (Larry Marinesi)

Mr. Marinesi provided a presentation on the Enterprise Resource Planning/Transit Asset Management Implementation. He reviewed the project background, project scope, procurement process, the accomplishments to date and the functionality improvements. He also discussed what went well during the project, the system benefits, the current status as well as the next steps with the system.

Mr. Jablonski commented that the project is on time and on budget and has been a great success to date.

Action Taken

No action taken. Informational item only.

60. Chairman's Report

There was no Chairman's Report.

61. Chief Executive Officer's Report

Mr. Jablonski reported that he traveled to Sacramento for the second Advanced Clean Transit Workgroup meeting regarding the potential California Air Resources Board mandate on zero emission buses.

62. Board Member Communications

There were no Board Member communications.

63. Additional Public Comments on Items Not on the Agenda

There were no additional public comments.

64. Next Meeting Date

The next regularly scheduled Board meeting is May 12, 2016.

65. Adjournment

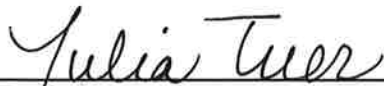
Chairman Mathis adjourned the meeting at 12:32 p.m.



Chairperson
San Diego Metropolitan Transit System

Filed by:

Approved as to form:



Clerk of the Board
San Diego Metropolitan Transit System



General Counsel
San Diego Metropolitan Transit System

Attachment: Roll Call Sheet

SAN DIEGO METROPOLITAN TRANSIT SYSTEM
BOARD OF DIRECTORS
ROLL CALL

MEETING OF (DATE): April 14, 2016

CALL TO ORDER (TIME): 9:05 a.m.

RECESS: _____

RECONVENE: _____

CLOSED SESSION: 9:35 a.m.

RECONVENE: 11:18 a.m.

PUBLIC HEARING: _____

RECONVENE: _____

ORDINANCES ADOPTED: _____

ADJOURN: 12:32 p.m.

BOARD MEMBER	(Alternate)	PRESENT (TIME ARRIVED)	ABSENT (TIME LEFT)
ALVAREZ	<input checked="" type="checkbox"/> (Cate) <input type="checkbox"/>	9:05 a.m.	12:32 p.m.
BRAGG	<input checked="" type="checkbox"/> (Spriggs) <input type="checkbox"/>	9:05 a.m.	12:32 p.m.
COLE	<input checked="" type="checkbox"/> (Cate) <input type="checkbox"/>	9:05 a.m.	11:40 a.m.
CUNNINGHAM	<input checked="" type="checkbox"/> (Mullin) <input type="checkbox"/>	9:05 a.m.	12:32 p.m.
GASTIL	<input checked="" type="checkbox"/> (Jones) <input type="checkbox"/>	9:05 a.m.	12:32 p.m.
GLORIA	<input checked="" type="checkbox"/> (Cate) <input type="checkbox"/>	9:05 a.m.	11:40 a.m.
MATHIS	<input checked="" type="checkbox"/>	9:05 a.m.	12:32 p.m.
MCCLELLAN	<input checked="" type="checkbox"/> (Ambrose) <input type="checkbox"/>	9:05 a.m.	12:32 p.m.
MCWHIRTER	<input type="checkbox"/> (Arapostathis) <input type="checkbox"/>		
MINTO	<input checked="" type="checkbox"/> (McNelis) <input type="checkbox"/>	9:05 a.m.	11:36 a.m.
RIOS	<input checked="" type="checkbox"/> (Sotelo-Solis) <input type="checkbox"/>	9:05 a.m.	12:32 p.m.
ROBERTS	<input checked="" type="checkbox"/> (Cox) <input type="checkbox"/>	9:05 a.m.	12:20 a.m.
SALAS	<input checked="" type="checkbox"/> (Miesen) <input type="checkbox"/>	9:05 a.m.	12:32 p.m.
WOIWODE	<input checked="" type="checkbox"/> (Sandke) <input type="checkbox"/>	9:05 a.m.	12:32 p.m.
ZAPF	<input checked="" type="checkbox"/> (Cate) <input type="checkbox"/>	9:05 a.m.	12:32 p.m.

SIGNED BY THE CLERK OF THE BOARD:

Julia Teer

CONFIRMED BY THE GENERAL COUNSEL:

Sam Carls

RESPECTFULLY REQUEST TO
CEDE MY TIME TO
MR. AGUIRRE #



AGENDA ITEM NO.

3

REQUEST TO SPEAK FORM

ORDER REQUEST RECEIVED

1

PLEASE SUBMIT THIS COMPLETED FORM (AND YOUR WRITTEN STATEMENT)
TO THE CLERK OF THE BOARD PRIOR TO DISCUSSION OF YOUR ITEM

1. INSTRUCTIONS

This Request to Speak form must be filled out and submitted in advance of the discussion of your item to the Clerk of the Board (please attach any written statement to this form). Communications on hearings and agenda items are generally limited to three minutes per person unless the Board authorizes additional time; however, the Chairperson may limit comment to one or two minutes each if there are multiple requests to speak on a particular item. General public comments on items not on the agenda are limited to three minutes. Please be brief and to the point. No yielding of time is allowed. Subjects of previous hearings or agenda items may not again be addressed under General Public Comments.

(PLEASE PRINT)

DATE	May 13, 2016		
Name	STEVE PADILLA		
Address	727 E. SAN YSIDRO BLVD, SD		
Telephone			
Organization Represented	GRAND CENTRAL WEST, LLC		
Subject of Your Remarks			
Regarding Agenda Item No.			
Your Comments Present a Position of:	<input type="checkbox"/>	<input checked="" type="checkbox"/> SUPPORT	<input type="checkbox"/> OPPOSITION

2. TESTIMONY AT NOTICED PUBLIC HEARINGS

At Public Hearings of the Board, persons wishing to speak shall be permitted to address the Board on any issue relevant to the subject of the Hearing.

3. DISCUSSION OF AGENDA ITEMS

The Chairman may permit any member of the public to address the Board on any issue relevant to a particular agenda item.

4. GENERAL PUBLIC COMMENTS ON MATTERS NOT ON THE AGENDA

Public comment on matters not on the agenda will be limited to five speakers with three minutes each, under the Public Comment Agenda Item. Additional speakers will be heard at the end of the Board's Agenda.

NOTE: Subjects of previous hearings or agenda items may not again be addressed under General Public Comments.

REQUEST TO SPEAK FORM

ORDER REQUEST RECEIVED

2

**PLEASE SUBMIT THIS COMPLETED FORM (AND YOUR WRITTEN STATEMENT)
TO THE CLERK OF THE BOARD PRIOR TO DISCUSSION OF YOUR ITEM**

1. INSTRUCTIONS

This Request to Speak form must be filled out and submitted in advance of the discussion of your item to the Clerk of the Board (please attach any written statement to this form). Communications on hearings and agenda items are generally limited to three minutes per person unless the Board authorizes additional time; however, the Chairperson may limit comment to one or two minutes each if there are multiple requests to speak on a particular item. General public comments on items not on the agenda are limited to three minutes. Please be brief and to the point. No yielding of time is allowed. Subjects of previous hearings or agenda items may not again be addressed under General Public Comments.

(PLEASE PRINT)

DATE	May 12, 2016		
Name	MICHAEL AGUIRRE		
Address	727 E. SAN YSIDRO BLVD S.D		
Telephone			
Organization Represented	Grand Central West, LLC		
Subject of Your Remarks			
Regarding Agenda Item No.			
Your Comments Present a Position of:	<input type="checkbox"/>	<input checked="" type="checkbox"/> SUPPORT	<input type="checkbox"/> OPPOSITION

2. TESTIMONY AT NOTICED PUBLIC HEARINGS

At Public Hearings of the Board, persons wishing to speak shall be permitted to address the Board on any issue relevant to the subject of the Hearing.

3. DISCUSSION OF AGENDA ITEMS

The Chairman may permit any member of the public to address the Board on any issue relevant to a particular agenda item.

4. GENERAL PUBLIC COMMENTS ON MATTERS NOT ON THE AGENDA

Public comment on matters not on the agenda will be limited to five speakers with three minutes each, under the Public Comment Agenda Item. Additional speakers will be heard at the end of the Board's Agenda.

NOTE: Subjects of previous hearings or agenda items may not again be addressed under General Public Comments.



AGENDA ITEM NO.

3

REQUEST TO SPEAK FORM

ORDER REQUEST RECEIVED

3

PLEASE SUBMIT THIS COMPLETED FORM (AND YOUR WRITTEN STATEMENT)
TO THE CLERK OF THE BOARD PRIOR TO DISCUSSION OF YOUR ITEM

1. INSTRUCTIONS

This Request to Speak form must be filled out and submitted in advance of the discussion of your item to the Clerk of the Board (please attach any written statement to this form). Communications on hearings and agenda items are generally limited to three minutes per person unless the Board authorizes additional time; however, the Chairperson may limit comment to one or two minutes each if there are multiple requests to speak on a particular item. General public comments on items not on the agenda are limited to three minutes. Please be brief and to the point. No yielding of time is allowed. Subjects of previous hearings or agenda items may not again be addressed under General Public Comments.

(PLEASE PRINT)

DATE	MAY 12, 2016		
Name	Jose SAHAGUN		
Address	727 E. SAN Ysidro Blvd S.D.		
Telephone	619 628-1900		
Organization Represented	Rapid CONNECTION LLC		
Subject of Your Remarks	GRAND CENTRAL WCSY		
Regarding Agenda Item No.			
Your Comments Present a Position of:	<input type="checkbox"/>	<input checked="" type="checkbox"/> SUPPORT	<input type="checkbox"/> OPPOSITION

2. TESTIMONY AT NOTICED PUBLIC HEARINGS

At Public Hearings of the Board, persons wishing to speak shall be permitted to address the Board on any issue relevant to the subject of the Hearing.

3. DISCUSSION OF AGENDA ITEMS

The Chairman may permit any member of the public to address the Board on any issue relevant to a particular agenda item.

4. GENERAL PUBLIC COMMENTS ON MATTERS NOT ON THE AGENDA

Public comment on matters not on the agenda will be limited to five speakers with three minutes each, under the Public Comment Agenda Item. Additional speakers will be heard at the end of the Board's Agenda.

NOTE: Subjects of previous hearings or agenda items may not again be addressed under General Public Comments.

Dear MTS Board:

Tufesa and Rapid Connection are valued BTC members in good standing. The Border Transportation Council recommends and requests that Tufesa and Rapid Connection ONLY be allowed direct access to their buses from their offices located inside the McDonald's building alcove area next to the bus platform.

Building access through the existing emergency doors on the inside of the same alcove area will not be allowed. Please see diagram.

The alternative to this direct access to their buses located only a few feet away causes unreasonable and excessive circulation down the elevator, out the building to the trolley level and back around the building up to the bus terminal located just outside their offices. This forced circulation would be an extreme hardship to their business operations.

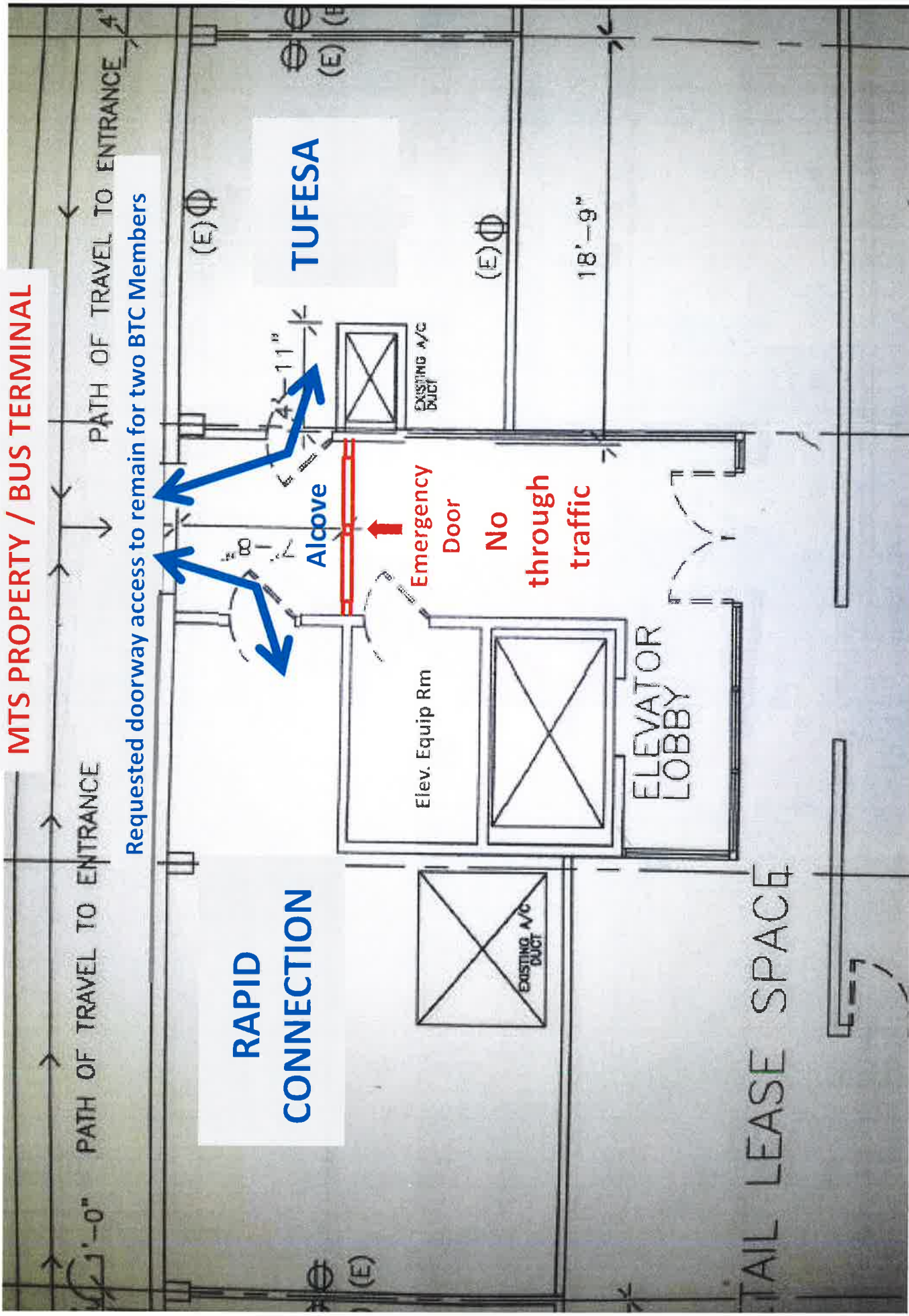
Your understanding and cooperation is appreciated.

Please contact us with any questions.

Thank you.

BTC Members inside McDonald's Building

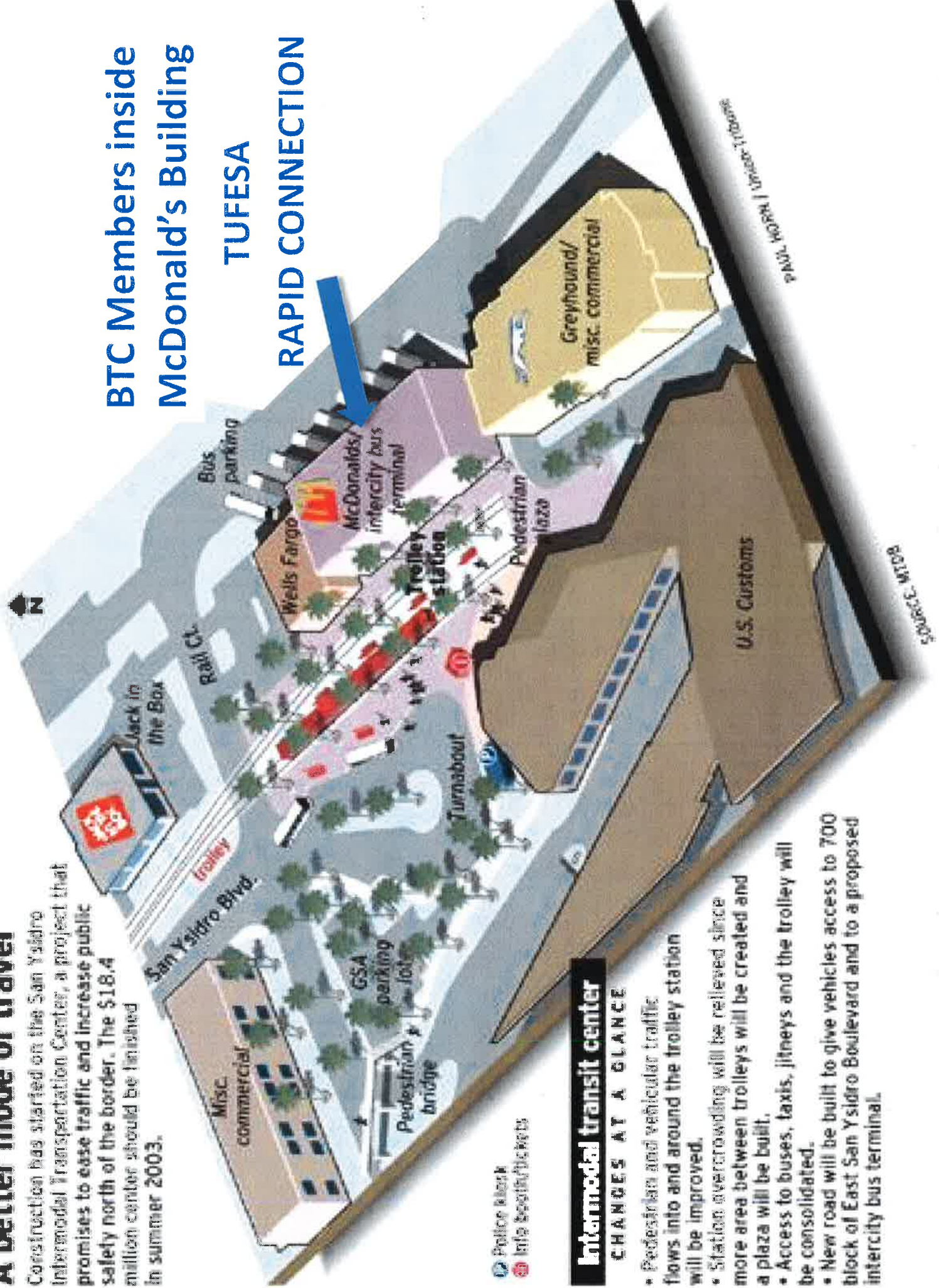
MTS PROPERTY / BUS TERMINAL



A better mode of travel

Construction has started on the San Ysidro Intermodal Transportation Center, a project that promises to ease traffic and increase public safety north of the border. The \$18.4 million center should be finished in summer 2003.

BTC Members inside
McDonald's Building
TUFESA
RAPID CONNECTION



Intermodal transit center

CHANGES AT A GLANCE

- Pedestrian and vehicular traffic flows into and around the trolley station will be improved.
- Station overcrowding will be relieved since more area between trolleys will be created and a plaza will be built.
- Access to buses, taxis, jitneys and the trolley will be consolidated.
- New road will be built to give vehicles access to 700 block of East San Ysidro Boulevard and to a proposed intercity bus terminal.

SOURCE: MTCB



AGENDA ITEM NO.

3

REQUEST TO SPEAK FORM

ORDER REQUEST RECEIVED

4

PLEASE SUBMIT THIS COMPLETED FORM (AND YOUR WRITTEN STATEMENT)
TO THE CLERK OF THE BOARD PRIOR TO DISCUSSION OF YOUR ITEM

1. INSTRUCTIONS

This Request to Speak form must be filled out and submitted in advance of the discussion of your item to the Clerk of the Board (please attach any written statement to this form). Communications on hearings and agenda items are generally limited to three minutes per person unless the Board authorizes additional time; however, the Chairperson may limit comment to one or two minutes each if there are multiple requests to speak on a particular item. General public comments on items not on the agenda are limited to three minutes. Please be brief and to the point. No yielding of time is allowed. Subjects of previous hearings or agenda items may not again be addressed under General Public Comments.

(PLEASE PRINT)

DATE	5-13-16		
Name	Lorraine M. Leighton		
Address	1034 Magnolia Ave EC, CA 92020		
Telephone	8		
Organization Represented	Disabled Public		
Subject of Your Remarks	robusenw ie. RT869 ^{x2} , SVTT ⁴⁰¹⁶ #51		
Regarding Agenda Item No.	Public Speaking		
Your Comments Present a Position of:	<input type="checkbox"/>	<input checked="" type="checkbox"/> SUPPORT	<input type="checkbox"/> OPPOSITION

2. TESTIMONY AT NOTICED PUBLIC HEARINGS

At Public Hearings of the Board, persons wishing to speak shall be permitted to address the Board on any issue relevant to the subject of the Hearing.

3. DISCUSSION OF AGENDA ITEMS

The Chairman may permit any member of the public to address the Board on any issue relevant to a particular agenda item.

4. GENERAL PUBLIC COMMENTS ON MATTERS NOT ON THE AGENDA

Public comment on matters not on the agenda will be limited to five speakers with three minutes each, under the Public Comment Agenda Item. Additional speakers will be heard at the end of the Board's Agenda.

NOTE: Subjects of previous hearings or agenda items may not again be addressed under General Public Comments.



AGENDA ITEM NO.

3

REQUEST TO SPEAK FORM

ORDER REQUEST RECEIVED

5

**PLEASE SUBMIT THIS COMPLETED FORM (AND YOUR WRITTEN STATEMENT)
TO THE CLERK OF THE BOARD PRIOR TO DISCUSSION OF YOUR ITEM**

1. INSTRUCTIONS

This Request to Speak form must be filled out and submitted in advance of the discussion of your item to the Clerk of the Board (please attach any written statement to this form). Communications on hearings and agenda items are generally limited to three minutes per person unless the Board authorizes additional time; however, the Chairperson may limit comment to one or two minutes each if there are multiple requests to speak on a particular item. General public comments on items not on the agenda are limited to three minutes. Please be brief and to the point. No yielding of time is allowed. Subjects of previous hearings or agenda items may not again be addressed under General Public Comments.

(PLEASE PRINT)

DATE	5/12/16			
Name	JOHN LOOMER	LOOMER		
Address				
Telephone	619-487	0002		
Organization Represented				
Subject of Your Remarks				
Regarding Agenda Item No.				
Your Comments Present a Position of:	<input type="checkbox"/>	<input checked="" type="checkbox"/> SUPPORT	<input type="checkbox"/>	<input type="checkbox"/> OPPOSITION

2. TESTIMONY AT NOTICED PUBLIC HEARINGS

At Public Hearings of the Board, persons wishing to speak shall be permitted to address the Board on any issue relevant to the subject of the Hearing.

3. DISCUSSION OF AGENDA ITEMS

The Chairman may permit any member of the public to address the Board on any issue relevant to a particular agenda item.

4. GENERAL PUBLIC COMMENTS ON MATTERS NOT ON THE AGENDA

Public comment on matters not on the agenda will be limited to five speakers with three minutes each, under the Public Comment Agenda Item. Additional speakers will be heard at the end of the Board's Agenda.

NOTE: Subjects of previous hearings or agenda items may not again be addressed under General Public Comments.

Julia Tuer

From: Wendy Beveridge <wendy.beveridge@yahoo.com>
Sent: Thursday, May 12, 2016 6:34 AM
To: Julia Tuer
Subject: For MTS board meeting 5/12 if possible...Unsanitary conditions on bus/trolley

Dear Julia,

We spoke on the phone 4/27/16 regarding my concerns about the unsanitary conditions I not infrequently encounter on the buses and trolleys. I may not be able to attend this morning. You may receive this too late to distribute this to board members at the meeting this morning, but I would like to submit this either for today or for future meeting/s. Could you please let me know that you received this and when it was distributed? Thank you very much.

As I spoke to you about in our conversation, I am concerned about the unsanitary bus conditions and malodorous environment I frequently experience on the bus and to some lesser extent on the trolleys. I ride many routes, and frequently use the bus #11 (but my experience is not only on bus #11). A number of times my clothing has been affected by sitting in wet urine, dry urine residue, or other unknown contaminants. The bus (and to a lesser extent the trolley) frequently reeks of bad smells that make riding the bus very unpleasant and unsanitary. About a week ago, some young men didn't want to sit in a seat because there was poop on it. Several months ago I saw a drunk man literally retch for about five minutes and vomit onto the seat next to him.

I often ride the bus very early in the morning, like 6 am. The seats are clearly not always cleaned the night before, as there is debris on them already.

I wrote MTS about this concern at least a year ago, explaining that the seats sometimes have urine or a urine smell on them, or other odors, and unknown residues. I was told that the buses are inspected regularly by the drivers at the end of the day, and any unclean seats are noted and maintenance cleans them.

Whatever MTS is doing to clean the seats is not adequate. I am not sure how a bus driver would necessarily know that a seat had urine on it unless he/she put his nose in each seat and sniffed, which I'm sure they don't do. Also, the fabric upholstered seats (not the vinyl ones) do not necessarily show that they are dirty - until you sit on them and your pants get residue on them.

I have begun using a full seat cover to protect from urine, etc on the seat, and possible lice on the seat back/head area. This has been helpful. However, it is not a complete answer to unsanitary conditions, and is only partially covering up poor sanitation. A full seat cover is also very space consuming to tote around all day in a backpack that is already full with items needed throughout the whole day away from home. I also have not yet found one that is waterproof and comfortable.

Other passengers have remarked what a great idea the cover is because the conditions are so dirty. I know other riders are experiencing the same issues because we share grimaces, and conversation at the unclean conditions. I'm also aware that the bus drivers know this is a problem because I have talked to them about it. One said that the problem is talked about frequently among the drivers, and the reason the air conditioners are used so intensively is because of the general malodorous conditions and not infrequent smell of rank body odor, urine and feces.

I am very concerned about the bus conditions but I am also very sympathetic to the challenges that the homeless population experiences with poor access to housing, bathing and clothes cleaning options. Homeless people need transportation too. The homeless population is not the only one affecting the malodorous conditions, but homeless do affect them. I would like to know what, if any, conversations or actions are being taken to address both of these issues. Is the city council and MTS addressing this together? Are they aware of how the unmet needs of the homeless are affecting the riders of the MTS? What can be done to change these unsanitary conditions?

Sincerely,

Wendy Beveridge



1255 Imperial Avenue, Suite 1000
San Diego, CA 92101-7490
(619) 231-1466 • FAX (619) 234-3407

Agenda Item No. 6

MEETING OF THE SAN DIEGO METROPOLITAN TRANSIT SYSTEM BOARD OF DIRECTORS

May 12, 2016

SUBJECT:

SAN DIEGO AND ARIZONA EASTERN (SD&AE) RAILWAY COMPANY QUARTERLY
REPORTS AND RATIFICATION OF ACTIONS TAKEN BY THE SD&AE BOARD OF
DIRECTORS AT ITS MEETING ON April 12, 2016.

INFORMATIONAL ONLY

Budget Impact

None.

DISCUSSION:

Pursuant to the Agreement for Operation of Freight Rail Services, SD&IV, Museum, and
PIR have provided operations reports during the first quarter of 2016 (Attachment A).

A handwritten signature in black ink, appearing to read 'Paul C. Jablonski', is written over a horizontal line.

Paul C. Jablonski
Chief Executive Officer

Key Staff Contact: Sharon Cooney, 619.557.4513, Sharon.Cooney@sdmts.com

Attachment: A. SD&AE Meeting Agenda and Materials



04-08-16 A08:26 IN

AGENDA

San Diego and Arizona Eastern (SD&AE)
Railway Company
Board of Directors Meeting

April 12, 2016

9:00 a.m.

Executive Committee Room
James R. Mills Building
1255 Imperial Avenue, 10th Floor



**SAN DIEGO & ARIZONA
EASTERN RAILWAY
COMPANY**

A NEVADA NONPROFIT
CORPORATION

1255 IMPERIAL AVENUE,
SUITE 1000
SAN DIEGO, CA
92101-7490
(619) 231-1466

BOARD OF DIRECTORS
PAUL JABLONSKI, CHAIRPERSON
MATT DOMEN
BLAKE JONES

OFFICERS
PAUL JABLONSKI, PRESIDENT
MATT DOMEN, SECRETARY
ERIN DUNN, TREASURER

LEGAL COUNSEL
KAREN LANDERS

This information will be made available in alternative formats upon request. To request an agenda in an alternative format, please call the Clerk of the Board at least five working days prior to the meeting to ensure availability. Assistive Listening Devices (ALDs) are available from the Clerk of the Board prior to the meeting and are to be returned at the end of the meeting.

ACTION RECOMMENDED

- | | |
|---|----------------|
| <p>1. <u>Approval of the Minutes of January 19, 2016</u>
Action would approve the SD&AE Railway Company Minutes of January 19, 2016.</p> | <p>Approve</p> |
| <p>2. <u>Statement of Railway Finances (Erin Dunn)</u>
Action would receive a report for information.</p> | <p>Receive</p> |
| <p>3. <u>Report on San Diego and Imperial Valley (SD&IV) Railroad Operations (Matt Domen)</u>
Action would receive a report for information.</p> | <p>Receive</p> |
| <p>4. <u>Report on Pacific Southwest Railway Museum (Diana Hyatt)</u>
Action would receive a report for information.</p> | <p>Receive</p> |
| <p>5. <u>Report on the Desert Line (Don Stoecklein/Alberto Alemany)</u>
Action would receive a report for information.</p> | <p>Receive</p> |
| <p>6. <u>Real Property Matters (Tim Allison)</u></p> | |
| <p>a. <u>Summary of SD&AE Documents Issued January 19, 2016</u>
Action would receive a report for information.</p> | <p>Receive</p> |
| <ul style="list-style-type: none"> • <u>S200-15-627: Right of Entry Permit to Emmerson</u>
Construction to construct the a residential building near Euclid Avenue in the City of San Diego. • <u>S200-16-633: Right of Entry Permit to Caster Properties for</u>
construction of a storage facility near Elm Street, in the City of San Diego. | |
| <p>b. <u>Use Agreement With the Unified Port of San Diego</u>
Action would approve the use of a portion of the Coronado Branch south of H Street in the City of Chula Vista.</p> | <p>Approve</p> |

7. Board Member Communications

MINUTES

BOARD OF DIRECTORS MEETING OF THE SAN DIEGO & ARIZONA EASTERN RAILWAY COMPANY

January 19, 2016

A meeting of the Board of Directors of the San Diego & Arizona Eastern (SD&AE) Railway Company, a Nevada corporation, was held at 1255 Imperial Avenue, Suite 1000, San Diego, California 92101, on January 19, 2016, at 9:00 a.m.

The following persons, constituting the Board of Directors, were present: Blake C. Jones, Matt Domen, and Wayne Terry. Also in attendance were members from:

San Diego Metropolitan Transit System:	Tim Allison, Karen Landers, Erin Dunn, Traci Wutke
Pacific Southwest Railway Museum:	Diana Hyatt, Michael Edwards
San Diego Imperial Valley Railroad:	Jared Gooch, Clint Ashmead, Jeff Owen
Trains Magazine:	Don Jones

1. Approval of Minutes

Mr. Domen moved to approve the Minutes of the October 13, 2015, SD&AE Railway Board of Directors meeting. Mr. Terry seconded the motion, and it was unanimously approved.

2. Statement of Railway Finances

Erin Dunn reviewed the financial statement for the fourth quarter of 2015 (attached to the agenda item).

Action Taken

The Board received the report.

3. Report on San Diego & Imperial Valley Railroad (SD&IV) Operations

Matt Domen reviewed the report of activities for the fourth quarter of 2016 (attached to the agenda item).

Action Taken

The Board received the report.

4. Report on Pacific Southwest Railway Museum Operations

Diana Hyatt reviewed the fourth quarter of 2016 report (attached to the agenda item).

Action Taken

The Board received the report.

San Diego and Arizona Eastern Railway Company

4/12/2016

Sign-in Sheet (VOLUNTARY)

Name	Company
1. Diana Hyatt	PSRM
2. R. Mitchell Beauchamp	Ferrocarril Peninsular de Noroeste
3. Lorraine M. Leighton	Disabled Public (MTS)
4. Matt Roman	SDIV
5. Jared Goodch	SDIV
6.	
7.	
8.	
9.	
10.	
11.	
12.	
13.	
14.	
15.	
16.	
17.	
18.	
19.	
20.	
21.	
22.	
23.	

Agenda

Item No. 2

San Diego and Arizona Eastern (SD&AE)
Railway Company
Board of Directors Meeting

April 12, 2016

SUBJECT: STATEMENT OF RAILWAY FINANCES

RECOMMENDATION:

That the SD&AE Railway Company Board of Directors receive a financial report for the period ending February 29, 2016.

Budget Impact

None.

DISCUSSION:

Attached are SD&AE's financial results for the period ending February 29, 2016, as well as the financial results for the fiscal year-to-date actuals as of February 29, 2016.

The current fiscal year-to-date revenues are \$646,000 favorable to budget primarily due to the Desert Line Lease revenue not included in the budget. This revenue is partially reduced by Right of Entry Permits under budget by \$13,000.

Expenses are \$49,000 favorable to budget primarily due to favorable variances in Personnel Costs and Outside Services.

The Net Income for the period ending February 26, 2016 was \$677,000.

Attachments: SD&AE Operating Statement for the Period Ending February 29, 2016

SD&AE Operating Statement FY2016-15

	FY 2016					FY 2015	
	Q1 Actual	Q2 Actual	Q3 Actual (Jan. - Feb.)	YTD - Actual (Jul. - Feb.)	YTD Budget (Jul. - Feb.)	Q3 Actual (Jul. - Feb.)	Variance
Revenues							
Right of Entry Permits	\$ 750	\$ 4,150	\$ 1,750	\$ 6,650	\$ 20,000	\$ 11,906	\$ (5,256)
Lease Income	16,529	19,904	6,130	42,563	46,664	45,478	(2,915)
Desert Line Lease Revenue	250,000	250,000	166,667	666,667	-	666,667	(0)
Operator Income - SD&IV 1% Freight Fee	8,500	8,500	3,403	20,403	23,336	11,725	8,678
Other Income - Easement	-	-	-	-	-	25,500	(25,500)
Total Revenue	275,779	282,554	177,950	736,283	90,000	761,276	(24,993)
Expenses							
Personnel Costs	16,642	9,975	1,429	28,046	63,989	78,993	50,947
Outside Services	422	17,010	3,642	21,074	33,333	34,984	13,910
Risk Management	3,347	3,762	2,646	9,755	10,672	10,109	354
Misc. Operating Expenses	250	156	287	693	336	284	(409)
Total Expense	20,661	30,903	8,004	59,568	108,330	124,370	64,802
Net Income/(Loss)	\$ 255,118	\$ 251,651	\$ 169,945	\$ 676,714	\$ (18,330)	\$ 636,906	\$ 39,808

Reserve Balance 2015	\$ 1,553,150
Allocated Interest Earnings - Estimated	3,333
Operating Profit/(Loss) - YTD	676,714
Reserve Balance 2016 as of Feb. 29, 2016	\$ 2,233,198

Agenda Item No. 3

San Diego and Arizona Eastern (SD&AE)
Railway Company
Board of Directors Meeting

April 12, 2016

SUBJECT:

REPORT ON SAN DIEGO AND IMPERIAL VALLEY (SD&IV) RAILROAD OPERATIONS

RECOMMENDATION:

That the SD&AE Board of Directors receive a report for information.

Budget Impact

None.

DISCUSSION:

An oral report will be given during the meeting.

Attachment: Periodic Report for the 1st Quarter of 2016



SD&AE Board
C/O MTS
1255 Imperial Avenue, Suite 1000
San Diego, California 92101

April 1, 2016

Periodic Report

In accordance with Section 20 of the Agreement for Operational Freight Service and Control through Management of the San Diego and Arizona Eastern Railway Company activities of interest for the 1st Quarter of 2016 are listed as follows:

1. Labor

At the end of March 31, 2016 the San Diego & Imperial Railroad had 9 employees:

- 1 General Manager
- 1 Trainmaster
- 1 Manager - Marketing & Sales
- 1 Office Manager
- 1 Mechanical Manager
- 1 Maintenance of Way Employee
- 3 Train Service Employees

2. Marketing

Volume in the 1st Quarter increased 64% as compared to 2015. Bridge traffic into Mexico had a 94% increase, primarily driven by increases in LPG. Traffic terminating or originating on the SDIY was essentially flat.

3. Reportable Injuries/Environmental

Days through year to date, March 31, 2016, there were no FRA Reportable injuries or Environmental incidents on the SDIV Railroad.

Days FRA Reportable Injury Free: 6936

4. Summary of Freight

	2016	2015	2014
Total rail carloads that moved by SDIY Rail Service in the quarter.	1483	906	1185
Total railroad carloads Terminating/Oriinating Mexico in the quarter.	1202	621	1033
Total railroad carloads Terminating/Oriinating El Cajon, San Diego, National City, San Ysidro, California in the quarter.	281	285	152
Total customers directly served by SDIY in the quarter	11	12	10
Regional Truck trips that SDIY Railroad Service replaced in the quarter	4449	2718	3555

Respectfully,

Matt Domen

General Manager

Agenda Item No. 4

San Diego and Arizona Eastern (SD&AE)
Railway Company
Board of Directors Meeting

April 12, 2016

SUBJECT:

REPORT ON PACIFIC SOUTHWEST RAILWAY MUSEUM

RECOMMENDATION:

That the SD&AE Board of Directors receive a report for information.

Budget Impact

None.

DISCUSSION:

A report will be presented during the meeting.

Attachment: Quarterly Report



Pacific Southwest Railway Museum

La Mesa Depot 4695 Nebo Drive La Mesa, CA 91941 619 465-7776

April 5, 2016

SD&AE Board
c/o Metropolitan Transit System
1255 Imperial Avenue, Suite 1000
San Diego, CA 92101

Re: First Quarter 2016

Dear SD&AE Board:

During the first quarter of 2016, utilizing all volunteer crews, the Pacific Southwest Railway Museum ran 49 passenger trains carrying 2,380 passengers with no FRA reportable accidents or injuries. Total income from SD&AE property for first quarter, 2016 was \$40,316.40. Our check for \$806.33 will follow under separate cover.

Passenger ridership by comparison to the same quarter in previous years:

2,333 passengers during the first quarter of 2015; \$36,462
2,223 passengers during the first quarter of 2014; \$36,566
3,081 passengers during the first quarter of 2013; \$20,932
3,001 passengers during the first quarter of 2012; \$27,281
924 passengers during the first quarter of 2011; \$19,192

Passenger ridership has remained fairly steady during this quarter with a peak in the first quarter of 2012 and 2013 primarily due to an affiliation with Groupon. Our Bunny Trains were the only special event trains during this quarter. Since the Bunny Train event began in 2008, ridership has nearly tripled.

Other events during this quarter included the Three Kings Train event in Tecate, B.C., Mexico on Sunday, January 10, 2016. Unfortunately, the daylighting of tunnel 3 and the restoration of the roadbed at Lindero was not complete in time for the museum to provide the train aspect for this charitable event. It has been seven years since a museum train or any train has operated from Campo, CA to Tecate, Mexico. Fortunately, significant progress is being made and we are optimistic that the Three Kings Train aka The Christmas Train will arrive in Tecate on Sunday, January 8, 2017 aboard a PSRM train originating in Campo and replete with volunteers, the Three Kings and Santa.

PSRM continues to maintain both signalized railroad crossings within our right of way limits performing the monthly and quarterly inspections. PSRM also maintains a twenty four hour contact number, posted at both crossings, in the event of crossing malfunctions or other emergencies. As required, PSRM performs twice-weekly track inspections between MP 59.9 and 66 and our track crew continues their on-going maintenance tasks, particularly tie replacement on the mainline. During this quarter PSRM ordered and received a truckload of new ties and will be diligently working on replacing ties this year in order to lift the remaining two slow orders between Campo and Division. Plans to treat the right of way with herbicides and pre-emergent have been in the works but due to high winds and threatening storms, this event has been rescheduled several times.

On Thursday, February 25, 2016 Mr. Alemany arranged the rental of a PSRM motorcar and operator to preview the railroad with Baja Railroad and RailPros personnel. The motorcar was trailered from Campo to Ocotillo where it was placed on the rails. The party traveled westbound to Dubbers and returned to Ocotillo. The motorcar was trailered to Jacumba, placed on the rails and the party traveled to Division and tunnel 4 returning to Campo for a return car ride to Jacumba. It was a very long but very productive day. PIR will have more to report.

Over the years PSRM leadership has ventured to Jacumba to check on the condition of the rolling stock and structures there including the Jacumba Depot, motorcar sheds and shop structure. Since the motorcar trip through the Gorge, several museum members and I have taken a renewed interest in securing the buildings and rolling stock. The locomotives in particular, continue to suffer severe vandalism especially removal of parts for sale as scrap. The caboose has most if not all of its windows broken and a paint bomb was recently set off inside of it. The Depot has had doors kicked in, locks compromised and windows broken. Further, the electricity remains on inside the depot presenting the potential for an unchecked fire. As of a week ago, one of our volunteers arrived in Jacumba with the intent of performing a security check to find lewd acts being performed including a film crew inside the depot and other areas on the property. The depot area is well known by locals for its regular raves; we have been working with local law enforcement but no one has been apprehended. I broached these issues at our most recent board meeting and PSRM is in agreement, we would like to request tenant rights to the Jacumba Depot and enter into a formal lease agreement with MTS and SD&AE for the purpose of securing and restoring the depot and providing a security presence to the surrounding railroad property. I look forward to pursuing this further with MTS personnel.

As always, PSRM welcomes and encourages all participants of this board to visit our living history museum in historic Campo any weekend. Please contact me in advance and I will make arrangements for a personal tour. Thank you.

Sincerely,



Diana Hyatt
President

Agenda Item No. 5

San Diego and Arizona Eastern (SD&AE)
Railway Company
Board of Directors Meeting

April 12, 2016

SUBJECT:

REPORT ON THE DESERT LINE

RECOMMENDATION:

That the SD&AE Board of Directors receive a report for information.

Budget Impact

None.

DISCUSSION:

An oral report will be given during the meeting.

Attachment: Periodic Report for the 1st Quarter of 2016



PERIODIC REPORT

April 1, 2016

The periodic report to the SD&AE Railway Company is produced quarterly by the Pacific Imperial Railroad, Inc. for the SD&AE Board, in fulfillment of contractual requirements and to document activity in the restoration of the line to regional service along with its ongoing improvement for future generations.

Pacific Imperial Railroad, Inc.


First Quarter 2015

CONTENTS

- I. RECONSTRUCTION PLAN – AMENDMENT I**
- II. RL BANKS**
- III. MOU WITH INTERZONE, INC.**
- IV. WILSON & CO**
- V. PROGRESS WITH MEXICO**
- VI. REPORTABLE INJURIES / ACCIDENTS /
ENVIRONMENTAL INCIDENTS**
- VII. FREIGHT ACTIVITY**
- VIII. MTS LEASE PAYMENT**

I. DESERT LINE RECONSTRUCTION PLAN – AMENDMENT I

In accordance with the lease, PIR submitted the Desert Line Reconstruction Plan – Amendment 1 (DLRP – A/1) to MTS on December 1st, 2015. The purpose of this report was to provide an exposition of PIR's new reconstruction strategy as it relates



to our revenue-generating business model as well as a description of the different phases, the financing plan and the role of our engineering consultant and contractor.

This DLRP/A-1 amends the DLRP Supplement dated June of 2014. A review of the DLRP-S/A-1 was commenced on December 7, 2015, and completed by MTS consultant, Dan Davis of RailPro on January 17, 2016, and after MTS internal review, was presented to PIR on or about February 19, 2016. On February 25, 2016, Dan Davis, PIR, and BJRR completed a Joint Party Field Inspection of

substantially the entire line from Coyote Wells at MP 119 to MP 59.60 at Division. The purpose of the Field Inspection was to provide BJRR with direct access to the Desert Line and direct dialogue with Dan Davis as to the requirements to bring the Desert Line in compliance with the Amended Lease. Moving forward, Dan Davis will be approving and overseeing all reconstruction efforts and, pursuant to Section 1.2.2., MTS recognizes that “PIR may not commence with pursuing a specific Performance Milestone unless and until the DLRP for that stage has been approved by SD&AE.”

II. R.L. BANKS & ASSOCIATES

During October, 2015, MTS hired RL Banks & Associates (“RLB”) to facilitate further negotiations between PIR and BJRR as a result of the MOU signing. “R.L. Banks & Associates, Inc. embodies deep and diverse expertise in railroad economics, engineering and service planning. RLBA brings over 50 years of experience integrating these disciplines in a unique way across intercity passenger rail, commuter rail and freight rail projects in North America. RLBA’s team of rail consultants combines its strong technical understanding of railroad operations,

R.L. Banks & Associates, Inc.

ECONOMICS ENGINEERING SERVICE PLANNING



economics and engineering to perform complex analyses and effectively communicate findings that strengthen the work of rail customers, railroads, government agencies, rail authorities, investors, attorneys, planners and economic developers.”

RLBA’s role was to act as a neutral third-party mediator to provide diverse railroad expertise to both parties specific to the formation of a definitive agreement. During their consultation, RLB and PIR conducted a visual inspection of the entire Desert Line via truck and rail. The final recommendation evaluates the strengths and weaknesses of several different alternative types of agreements including an interchange agreement, a sub-lease agreement and trackage rights agreement.

After the MTS recommendation was completed, PIR entered into a separate consulting agreement with RL Banks on November 6, 2015, in order to obtain further professional support with both the intermodal design and the reconstruction process. The contract with RLBA is to provide on-call professional consulting services to assist PIR in the reactivation of the Desert Line and to assist PIR and InterZone in the construction and operation of the intermodal facility. Under the agreement, RLB acts as an extension of PIR’s and

InterZone's staffs on an as-needed basis to assist in managing the desert line restoration efforts. Since signing the agreement, RLBA has performed a review of the Railworks contract discussed below as well as a review of the initial Coyote Well's site plans.

PIR has also approached RLBA for assistance with the pro forma economic analysis which is necessary to obtain high-level project financing. On December 29, 2015, RLBA submitted a five step proposal to perform this analysis of the prospective intermodal terminal at Coyote Wells, CA and associated railroad operations developed to a level which can be presented to prospective investors to demonstrate profitability and return on investment. The proposed work would include market research, intermodal and rail operations' costs and revenues and the corresponding infrastructure requirements as well as the final pro forma economic analysis.

However, in light of the ongoing good-faith negotiations between BJRR and PIR to reach an agreement to effectively and definitively unify the two railways, PIR decided not to engage RLBA for the work outlined in the December 29, 2015 proposal, but instead requested that RLBA assist PIR in addressing BJRR's

growing concerns pertaining to PIR's obligations under the Amended and Restated Desert Line Operating and Lease Agreement ("Desert Line Lease"), that ultimately result in payments of 15% of gross revenues to MTS. As such, on March 23, 2016, RLBA provided PIR with a seven-page investigative report of payment arrangements in cases where freight railroad operations traverse publicly owned rail rights of way. The investigation included the analysis of ten different railroads for which lease agreements were examined, including the SDIY arrangement in which SDIY pays an annual rate of 1% of freight revenues to MTS and an annual track maintenance reimbursement fee of \$3,100 per mile for the total mileage used over "joint-use track" with MTS trolley system. Among the conclusions of the investigation was that the base payment of \$1,000,000 annually is significantly higher than applicable available examples and the variable payment of 15% of gross freight revenue is higher than any of the examined agreements, especially when combines with the minimum \$1.0 million annual base payment. PIR and BJRR are confident that an agreeable arrangement can be negotiated with MTS that will allow

for the commercially feasible rehabilitation and operation of a future binational railway.

III. MOU WITH INTERZONE, INC.

Inter-Zone, Inc. ("InterZone") is a Nevada corporation incorporated on July 1st, 2015, for the purpose of constructing and operating the intermodal facility as an agent on behalf of PIR. On September 28, 2015, PIR and InterZone entered into a Memorandum of Understanding in pursuit of this mutually beneficial relationship.



IV. WILSON & COMPANY

Although the Intermodal construction will have its own timing and phasing, PIR and InterZone believe it is important to concurrently develop the site plans for the Coyote Wells facility. As such, InterZone retained Wilson & Company (W&C) on November 9th to develop a conceptual site layout for the Coyote Wells intermodal facility. "For more than eight decades, clients have chosen Wilson & Company to help them



move from concept to completion, unused spaces to productive places, underutilized to efficient facilities, and rural to urban challenges to achievable solutions. Wilson & Company provides engineering, architecture, planning, environmental, survey & mapping, and construction management services. Their focus on their client's specific needs to deliver high-quality professional services with lasting Higher Relationships in mind; discipline, intensity, collaboration, shared ownership, and solutions."

InterZone's management team was attracted to W&C specifically due to their involvement with the newly constructed Union Pacific Santa Teresa Terminal Fueling Facility, Block Swap Yard and Intermodal Ramp. W&C completed all survey; permitting; hydraulic & hydrologic design; utility design; roadway design; grading and track design; electrical design' mechanical design; architectural design; and construction management for the project. David Olsen, the Facility & Utility Design Program Manager for this project, was retained by InterZone for the Coyote Wells initial design work.

On November 13, 2015, InterZone received the initial conceptual design for the layout of the facility which includes the

facility entrance and checkpoint, the parking and maintenance facilities as well as the intermodal strip tracks, gantry crane configuration as well as the circulation roadway and blocking swap yard. The site design directly affects Phase 1 reconstruction because the blocking yard on the eastern side of the freeway extends 8,000 ft. towards Plaster City. As such, it was decided to remove that portion of track and bridge 123.89 from the Phase 1 scope of work because it will require specific planning and design characteristics in order to accommodate 6 blocking and storage tracks. This portion of track and bridge 123.89 will now be considered part of the first phase of the intermodal construction process. The proposed contract with Railworks reflects this decision.

V. PROGRESS WITH MEXICO

In January of 2016, PIR provided to BJRR the J.L. Patterson Field Reports and Executive Summary, which included detailed inspections of the rail line, track structures, and the 57 bridges on the Desert Line. After BJRR engineers had reviewed the reports, dialogue commenced between the two railroads pertaining to the state and quality of various physical and structural features of the

Desert Line. On February 26, 2016, this dialogue resulted in a joint-party field inspection of the entirety of the Desert Line attended by PIR, BJRR, and Dan Davis, of RailPros, who had approved PIR's DLRP-A-1, and had also conducted field inspection reports for JL Patterson. The purpose of the inspection was to provide BJRR a better understanding of the physical characteristics of the Desert Line and the scope of the work that would be required for rehabilitation.

Another important discussion in the on-going dialogue, is regarding PIR's lease payment schedule in the Desert Line Lease, ultimately resulting in payments of 15% of gross revenue after five years of operations. In recent months, PIR has undergone extensive research to ascertain expense ratios common to North American short line railroads as part of the effort to develop and refine an accurate pro forma modeling a unified binational railroad. This work included comparing the operating ratios (operating expenses/operating revenue) of Class I carriers to short lines, retaining R.L. Banks and Associates, meetings with short line operators and consultants, and meetings with BJRR.

These efforts resulted in the February 2016, Memorandum Regarding the Desert Line: A Review of Physical Characteristics, Operating Expense Assumptions, & Rationale for Renegotiating Obligations to MTS, which has been provided to MTS. The major concern addressed in the memorandum regard the findings that a unified binational rail line operating efficiently will likely have an operating ratio between 75-85%. As such, the lease payments to MTS are problematic for PIR for several reasons, namely the threat of running a deficit if operating expenses for a given year exceed 85% of operating revenues. Therefore, it was agreed that renegotiation of the lease payments will be required for reaching a definitive agreement between BJRR and PIR with both parties endeavoring to negotiate a structure minimizing payments to MTS.

Additionally, on March 23, 2016, RLBA provided PIR with a seven-page investigative report of payment arrangements in cases where freight railroad operations traverse publicly owned rail rights of way. The investigation included the analysis of ten different railroads for which lease agreements were examined, including the SDIY arrangement in which SDIY pays an annual rate of 1% of freight revenues to MTS and an annual track maintenance

reimbursement fee of \$3,100 per mile for the total mileage used over “joint-use track” with MTS trolley system. Among the conclusions of the investigation was that the base payment of \$1,000,000 annually is significantly higher than applicable available examples and the variable payment of 15% of gross freight revenue is higher than any of the examined agreements, especially when combines with the minimum \$1.0 million annual base payment. PIR and BJRR are confident that an agreeable arrangement can be negotiated with MTS that will allow for the commercially feasible rehabilitation and operation of a future binational railway.

VI. REPORTABLE INJURIES / ACCIDENTS / ENVIRONMENTAL INCIDENTS

- i. There have not been any reportable injuries.
- ii. On or around March 6, 2016, there was a minor collision involving PIR’s locomotives on the Desert Line near Plaster City and a center beam railcar used in United States Gypsum Coportation’s (“USG”) operations at their plant in Plaster City. During the weekend of March 19-20, PIR’s three locomotives and the damaged center beam were

moved to the Coyote Wells siding. The locomotives were skated, as required by GCOR, and all handbrakes were set. USG has been notified and PIR did not impact their operation based on locomotives on their tracks. USG may have had some issues getting a new center beam railcar to ship outbound loads. PIR is working diligently on a collision investigation report, which is expected to be completed before the end of April.

VII. FREIGHT ACTIVITY

- a.** Currently, PIR has not commenced revenue generation due to pending completion of the construction required to move freight on both Baja Rail and the Desert Line as well as the intermodal facility.

VIII. LEASE PAYMENT

- a.** On January 1, 2016, the semi-annual lease payment was due to MTS, which PIR paid. To date, PIR has made 6 lease payments totaling \$3,000,000.

Agenda

Item No. 6a

San Diego and Arizona Eastern (SD&AE)
Railway Company
Board of Directors Meeting

April 12, 2016

SUBJECT:

SUMMARY OF SD&AE DOCUMENTS ISSUED SINCE JANUARY 19, 2016

RECOMMENDATION:

That the SD&AE Railway Company Board of Directors receive a report for information.

Budget Impact

None.

DISCUSSION:

Since the January 19, 2016, SD&AE Railway Company Board of Directors meeting, the documents described below have been processed by staff.

- S200-15-627: Right of Entry Permit to Emmerson Construction to construct the a residential building near Euclid Avenue in the City of San Diego.
- S200-16-633: Right of Entry Permit to Caster Properties for construction of a storage facility near Elm Street, in the City of San Diego.

Agenda

Item No. 6b

San Diego and Arizona Eastern (SD&AE)
Railway Company
Board of Directors Meeting

April 12, 2016

SUBJECT: USE AGREEMENT WITH THE UNIFIED PORT OF SAN DIEGO

RECOMMENDATION:

That the SD&AE Railway Company Board of Directors approves a Use Agreement with the Unified Port of San Diego (Port) for a portion of the Coronado Branch south of H Street in the City of Chula Vista.

Budget Impact

Fees would be credited to the SDAE Reserve which includes the value of the rights granted, costs for processing, and for costs incurred during construction.

DISCUSSION:

The Port requests the issuance of a Use Agreement for a portion of the Coronado Branch south of H Street in the City of San Diego as shown on Attachment A. The port intends to develop property on both the west and east side of the SD&AE right-of-way and wishes to use the forty foot wide corridor for various purposes including parking, landscaping, pedestrian and biking uses.

Attachment B shows an aerial of the property requested to be included in the agreement. The Port and MTS have discussed limitations that would be included in a grant of use including termination rights, improvements as required by the railroad to the railroad infrastructure if in the future the trackage would be used for railroad purposes.

Attachments: A. Plat of requested use area
B. Vicinity Aerial

J-17330

MTS Parcel HP-13A

Those portions of Fractional Quarter Sections 163, 164, 170 and 171 of the Rancho de la Nacion in the City of Chula Vista, County of San Diego, State of California, according to Map thereof No. 166 filed in the Office of the County Recorder of said County said portions being a strip of land 40.00 feet in width, the centerline of which is described as follows:

Beginning at a 3" diameter brass disk marked "PORT OF SAN DIEGO SDUPD-052 LS 6000 GPS CONTROL" as shown on Record of Survey No. 17055 filed in the Office of the County Recorder June 28, 2001, from which a 3" diameter brass disk marked "PORT OF SAN DIEGO SDUPD-053 LS 6000 GPS CONTROL" as shown on said Record of Survey bears South 18° 20' 54" East 2172.37 feet; thence North 61° 39' 57" East 2858.37 feet to the Northeast corner of the South half of said Quarter Section 171; thence along the easterly line of said Quarter Section South 17° 46' 55" East 40.00 feet to the southerly line of H Street per Resubdivision of Bay Villa Tract according to Map thereof No. 1198 filed in the Office of the County Recorder of said County August 6, 1909 and the **True Point of Beginning**; thence continuing along said easterly line South 17° 46' 55" East 1282.19 feet to the Southeast corner of said Quarter Section 171; thence along the easterly line of said Quarter Section 170 South 17° 50' 01" West 200.02 feet to a point of intersection with the westerly prolongation of the northerly line of Parcel 1 of Parcel Map No. 13581 said point being the point of terminus.

Containing 59,288 square feet, or 1.361 acres, more or less.

The side lines shall terminate at the North at the southerly line of said "H" Street, and at the South, at said westerly prolongation of the northerly line of said Parcel 1.

Patrick A. McMichael 11-9-2015
Patrick A. McMichael, LS 6187



PAM:sr:L:\Files\17330\Text\Legals\MTS Parcel HP-13A

LEGEND

NE COR.
S 1/2
1/4 SEC. 170

POR. N 1/2
1/4 SEC. 171

"H" STREET

POR. 1/4
SEC. 163

T.P.O.B. TRUE POINT OF BEGINNING
P.O.B. POINT OF BEGINNING

P.O.B.

PT 52
FOUND 3" DISK MKD.
"PORT OF SAN DIEGO
SDUPD-052 "LS 6000"
GPS CONTROL PER
ROS 17055"

POR. S 1/2
1/4 SEC. 171

MAP 100

BAY BLVD.

SCALE 1"= 200'

MTS (HP-13A)

POR. 1/4
SEC. 163

20' POR. 1/4
20' SEC. 164

SE COR. OF
1/4 SEC. 171

POR. 1/4
SEC. 170

PARCEL LINE

PARCEL 1
PM 13581

POINT OF
TERMINUS

PT 53
FOUND 3" DISK MKD. PO
"PORT OF SAN DIEGO TE
SDUPD-053 "LS 6000"
GPS CONTROL" PER ROS 17055



DRAWN _____
CHECKED _____
REVIEWED _____

APPROVED

PATRICK A. McMICHAEL, L.S. 6187


**SAN DIEGO UNIFIED PORT DISTRICT
MTS TRANSFER OF RIGHT-OF-WAY
WITHIN CORPORATE LIMITS OF CHULA VISTA
METROPOLITAN TRANSIT SYSTEM -
CHULA VISTA, LLC**

DATE NOVEMBER 2, 2015

SCALE 1" = 200'

REF. J. 17330

SHEET 1 OF 1
DRAWING NO.
S31-028





Agenda Item No. 6b

REQUEST TO SPEAK

Order Request Received 1

PLEASE SUBMIT THIS COMPLETED FORM (AND ANY WRITTEN STATEMENTS) TO THE CLERK OF THE COMMITTEE PRIOR TO DISCUSSION OF YOUR ITEM¹.

1. INSTRUCTIONS

This Request to Speak form must be filled out and submitted in advance of the discussion of your item to the Clerk of the Committee (please attach any written statement to this form). Communications on hearings and agenda items are generally limited to three (3) minutes per person unless the Committee authorizes additional time. However, the Chairperson may limit comment to one or two minutes each if there are multiple requests to speak on a particular item. General public comments on items not on the agenda are limited to three (3) minutes. Please be brief and to the point. No yielding of time is allowed. Subjects of previous hearings or agenda items may not again be addressed under General Public Comments.

Please Print

NAME	<u>R. Mitchel Beachums</u>
Address	<u>1434 East 24th St N.C.</u>
Telephone	<u>619 454 5672</u>
Organization represented (if any)	<u>Self</u>
Subject of your remarks	<u>Coronado Belt Line</u>
Regarding Agenda Item No.	<u>6 b</u>
Your comments are presenting a position of:	<input type="checkbox"/> SUPPORT <input checked="" type="checkbox"/> OPPOSITION

2. TESTIMONY AT NOTICED PUBLIC HEARINGS

At public hearings of the Committee, persons wishing to speak shall be permitted to address the Committee on any issue relevant to the subject of the hearing.

3. DISCUSSION OF AGENDA ITEMS

The Chairman may permit any member of the public to address the Committee on any issue relevant to a particular agenda item.

4. GENERAL PUBLIC COMMENTS ON MATTERS NOT ON THE AGENDA

Public comment on matters not on the agenda will be limited to five (5) speakers with three (3) minutes each under the Public Comment agenda item. Additional speakers will be heard at the end of the Committee's agenda.

Request to Speak Form.doc

¹ REMEMBER: Subjects of previous hearings or agenda items may not again be addressed under General Public Comments.

Karen Landers

From: Lenora Porcella <lenora@computvl.com>
Sent: Monday, April 11, 2016 5:41 PM
To: Paul Jablonski; Matt Domen; blake.jones@gwrr.com; Erin Dunn; Karen Landers
Subject: Fwd: Item 6b for Tuesday's agenda

Dear SDA&E Board:

It seems that Ms. Wutke won't get my message to you in time for tomorrow's meeting, so I'm passing my comments directly to you.

Sincerely,

Lenora Porcella

----- Forwarded Message -----

Subject:Item 6b for Tuesday's agenda
Date:Mon, 11 Apr 2016 17:30:43 -0700
From:Lenora Porcella <lenora@computvl.com>
Organization:COMPUTERIZED TRAVEL
To:Traci.Wutke@sdmts.com

Dear Ms. Wutke,

Will you please advise the board that as a member of the Imperial Beach community I feel that Item 6b should be deferred until the City of Imperial Beach has had time to evaluate impacts to our community. I believe there is a general feeling that the community has not been involved in prior discussions as much as we'd like, and there is concern that long lasting decisions may not be in our best interest.

Please accept my formal request of this item, 6b, to be deferred.

Sincerely,

Lenora Porcella
619 429 1757

San Diego & Midwestern Railway Partners LLC

*Ed Krausz, Manager, Member
Boa Klein, Manager, Member
Telephone: 619.850.8894
e-mail: edk@sdmtr.com
boa@sdmtr.com*

SDA&E Railway Board Of Directors / M.T.S.

10th Floor , 1255 Imperial Avenue.

San Diego, CA 92101-4902

April 11, 2016

RE: Agenda Item 6 b

It is with some dismay that I have to write to you about the proposed lease of portions of the Coronado Belt Line of the SDAE Railway for: *other than the promotion of freight or rapid transit purposes.*

When I last spoke by phone with Staff Council Karen Landers, she was going to speak with Mr. Jablonski and ;" Get back to me; but it won't be real soon." That was about 3 months ago when I requested to know; if and when MTS would agendize ratification of the bylaws The SDA&E Board voted on and approved last January.

According the Agenda and Minutes of your January Meeting, The Board Voted to Approve Bylaws Changes in order to be recognized as **Tax Exempt.** Those new bylaws changes state that: the purpose of the parent agency **is to promote the use of freight and rapid transit uses of the SDA&E and ease the burden on local government.** Public records going back at least as far as 1998 indicate **efforts to do otherwise with the portion of the SDA&E known as the Coronado Belt Line.**

I have come before this Board going back to 1999 begging you to keep the linear resource in tact for future use. My vision was to save the economy of then ailing Imperial Beach by providing a similar quality of transit service that most other San Diego Cities have. With Beaches, Pier, Wildlife Refuges and new attractions, Imperial Beach has also become an magnet for folks who live in the newly build Eastlake and Otay Mesa areas. Expansion by the Navy at Ft. Emory and proposed Chula Vista Bay Front Developments will put un-due stress on existing transportation infrastructure. **Unfortunately , Imperial Beach is and will be painted in a corner with GRID LOCK.** The quality of life will suffer and so will the air quality. Our argument is this. If Santee can have a trolley: Why Can't Imperial Beach? Our proposals for

repurposing the CB-ROW and extending it from 7th Street in Imperial Beach to the Camp Surf vicinity makes more sense than ever now .

SANDAG has most of the information. So do we ! Use of the Coronado Belt Line for light rail link to the new Navy Base and the Beach would make sense if it were not for vested political interests that want to use that real estate for the benefit of favored real estate developers and not for Public Transit or Industrial Freight movements.

Instead; various powerful political figures have tried to plot and execute the demise of the contiguous rail corridor for real estate development purposes that would benefit favored developers and not the public transit issues facing the south bay cities.

As stated in the MTDB original charter and legislation passed by then Senator Mills when the SDA&E was acquired from Southern Pacific to facilitate the San Diego Trolley system, the purpose was for light rail mass transit development without interference with common carrier freight. When the light rail use precludes or interferes with Common Carrier Freight movements, the light rail variance with the Federal Railroad Administration is void!

Over 20 separate acts against the linear integrity of the CB-ROW have occurred since the late 1990's. Suspicious Trestle Fires, Signals and Gates Disabled. Rails buried and paved over, loading docks and construction roads built over rails ;removal of rails at key crossings and interconnects, land leases and surrendering critical infrastructure and adjacent SP land parcels to political figures and other pet projects !

In a cache of public records posted at <Bayshore.sweet-haven.com> in the 1998 B.F. Goodrich Relocation Agreement documents and contract it states among other things that the City Of Chula Vista Community Development Department (Chris Salamone) and the Port Real Estate Division under Thomas Morgan and then Chula Vista Port Commissioner David Malcolm; **sold this same portion of the CB-ROW in today's agenda item 6b to Goodrich in 1998 and took the money!** They did not own the property but, they took the money! In the contract they promised to use the Port's best efforts to acquire the MTDB/ MTS parcel and surrender it to consummate the bay front land swap with Goodrich. (See attachments)

In 1999 appointed Imperial Beach City Councilman Dan Malcolm (now Port Chairman) voted as Imperial Beach's MTS representative to vote for an abandonment of the CB-ROW without considering Federal Railroad Abandonment Laws. When Abandonment failed, the now defunct MFRC or Metropolitan Freight Rail Committee was established to decide the fate of the line.

No less than 4 members of the committee with financial ties within 500 feet of the CB-ROW voted to lease the CB-ROW to the Unified Port District for \$1.00 per year for 66 years to conceal the prior sale for 66 years!

Then there was the effort to preserve the line by actively moving freight on it. I am the last shipper of record and moved a railcar with pure sand to Salt Works station as a freight movement with SDIV when it was RailAmerica's contract.

I cut all the weeds and brush on the line with a handful of volunteers to facilitate taking the State Historical Commission on a tour of the line on rail speeders and went to multiple meetings of many historical groups in an effort to save the resource from burial and insure that the CB-ROW would maintain its linear integrity and not befall the same fate as many other urban rail corridors as illustrated in DePaul University's Professor, Joe Schwieterman's two volume series; "When the Railroad Leaves Town." It is clear that every action to sever the linear integrity of the CB-ROW will increase the difficulty and cost of recovering it when it is needed again. It's needed again now!

In the time frame from 2004 – 2006 our LLC San Diego & Midwestern Railway Partners negotiated a freight movement and railcar storage agreement with the contracted Common Carrier and the item was approved by the SDAE Board. The consummation of the contract was thwarted by the head consultant for the Agency Chip Willet. Our freight movement was thwarted by an agency who's bylaws state their purpose is otherwise.

It's clear that the SDAE and its parent agency MTS as well as SANDAG and the Unified Port District seem to be working together to insure that this rail corridor will be unavailable for transit use by severing the contiguity of the line in as many places as possible. This is just one more attempt to slice and dice its integrity. It's clear that this particular Agenda Item 6 b is for the purposes of consummating the illegal transaction of 1998 where money was taken for this same parcel when it was not owned by the Port or Chula Vista. This demonstrates that the recently adopted bylaws are meaningless, fraudulent and this action illustrates a continued conspiracy to abscond with taxpayer property for private developer's and political benefit.

Where is the benefit to Imperial Beach? Where is the benefit to mitigate over 4000 additional vehicles per day that will drive through Imperial Beach? The proposed traffic impacts of the proposed Chula Vista Bayfront Development will overload the existing interstate highway capacity and surface street capacity in the vicinity. Chula Vista and the Port may not realize it yet; but they are going to need it also someday.

It's time for Imperial Beach to be treated as an asset in the region instead of the red-headed stepchild. Please do not vote to support 6b and please insist that staff from SDAE, MTS, SANDAG and the Port re-examine the potentials as we have proposed for light rail transit on a re-purposed CB-ROW to the beach.



Ed Kravitz

San Diego & Midwestern Railway Partners, LLC



Port of San Diego

and Lindbergh Field Air Terminal

619) 486-6200 • P.O. Box 120488, San Diego, California 92112-0488
www.portofsandiego.org

October 27, 2000

Mr. Leon Williams, Chairman of the Board
Mr. Tom Larwin, General Manager
METROPOLITAN TRANSIT DEVELOPMENT BOARD
1255 Imperial Avenue, Suite 1000
San Diego, California 92101-7490

Dear Messrs. Williams and Larwin:

At its August 12, 1999 MTDB Board meeting, there was discussion of the possibility of abandoning the MTDB/San Diego and Arizona Eastern Railway Company (SD&AE) rail line south from "F" Street in Chula Vista. At that meeting Mr. Rindone proposed an action item to "recommend to the SD&AE Railway Board the concept of abandonment of the Coronado branch line". The majority vote on this point was in favor of the recommendation (see attached Exhibit "A").

Please be advised that in its recently completed transaction involving the Community Development Commission of the city of Chula Vista, Rohr/BFGoodrich, and the District, the parties agreed to a number of actions, including the consolidation of real estate parcels north and south of the projected extension of "H" Street. The properties north of "H" Street were consolidated under Rohr/BFGoodrich ownership, and those south of "H" Street were consolidated under Port District ownership. The purpose of this transaction is to provide for more developable properties for both parties and for redevelopment of the area.

The existing railway south of "F" Street separates each of these holdings into parcels adjacent to the freeway and a separate parcel west of the railroad right of way. It would be extremely beneficial to abandon this barrier in order to effectively redevelop the properties. As part of the contract between the District and Rohr/BFGoodrich, the District agreed to "use its best efforts to either acquire title to the MTDB property or cause SD&AE to convey the MTDB property directly to Rohr/BFGoodrich" that MTDB property between "F" and "H" Streets in Chula Vista (see attached Exhibit "B"). The District also has strong interest in acquiring title of the balance of this right of way to fully consolidate its ownership and enhance the viability of redevelopment for the area.

3.1.4 MTDB Property.

(a) **Property to be Transferred to BFG.** The Port shall use its best efforts to acquire and convey to BFG, or cause to be conveyed to BFG, the land currently owned by SD&AERC between H Street and Lagoon Drive, as shown on Exhibit C (the "MTDB Parcel"). City/Agency shall reasonably cooperate with Port's MTDB Parcel acquisition efforts.

(b) **Condition of MTDB Parcel.** The parties acknowledge that the MTDB Parcel currently contains an active rail line and related equipment (collectively, the "MTDB Railway"), and the MTDB Railway must be legally vacated and abandoned by MTDB and all users of the MTDB Railway prior to transfer to BFG. The Port shall use its best efforts to cause the vacation and abandonment of the MTDB Railway by MTDB and all users of the MTDB Railway. City/Agency shall reasonably cooperate with Port's MTDB Railway vacation and abandonment efforts.

(c) **Purchase of the MTDB Property.** Promptly after Port acquires or secures the right to acquire the MTDB Parcel, Port shall provide BFG written notice (the "Transfer Notice") evidencing BFG's opportunity to acquire the MTDB Parcel from, or through, Port. The parties acknowledge that the sum of \$212,573 (equal to \$2.00 per square foot for the 2.44 acre/106,286.4 square foot parcel), has been prepaid by BFG for the MTDB Parcel as a good faith estimate of its "fair market value." Within thirty (30) days after delivery of the Transfer Notice, BFG or Port may elect by written notice to the other to seek an adjustment (up or down) of the \$212,573 prepayment for the MTDB Parcel, based upon the "fair market value" of the MTDB Parcel in its then "as is" condition at the time of delivery of the Transfer Notice. Promptly thereafter, Port and BFG shall negotiate in good faith for a period of thirty (30) days to attempt to mutually agree upon the "fair market value" of the MTDB Parcel. If the parties are unable to agree upon a determination of "fair market value," then prior to the expiration of the 30-day negotiation period, Port and BFG shall mutually appoint one (1) MAI appraiser to determine the "fair market value" of the MTDB Parcel which shall be binding upon both parties. Upon determination of the "fair market value" of the MTDB Parcel (\$212,573, or otherwise), or promptly thereafter, BFG shall acquire the MTDB Parcel from or through Port, and an appropriate cash adjustment shall be made in the event the "fair

100711 000016 173400 W9

Exhibit D
(referenced in Section 5.1)

Transfer Payments

	Acres¹	Price/SF	Amount Payable by Port to BFG²
Port Acquisition of of BFG's South Campus:	0.0	n/a	\$16,467,512³
BFG Property Acquisitions:			Amounts Payable by BFG to Port, City
<u>From City:</u>			
Agency Parcel	3.65	\$ 8.00	\$1,271,952
Kalder Parcel	3.02	\$ 8.00	\$1,052,409
<u>From Port:</u>			
Port Parcel 1	9.09	\$ 8.00	\$3,481,315
Port Parcel 2 (5.0 gross acres)	3.30 ⁴	\$ 8.00	\$1,149,584
SDG&E Parcel	7.41	\$ 1.00	\$645,559
MTD&E Parcel	2.44	\$ 1.00	\$212,672
Total			\$7,812,792
Cash Balance to BFG at Closing			\$8,652,721

¹ Acreage and resulting purchase prices subject to post Closing adjustment based upon verified parcel sizes, in accordance with Section 5.2.

² Port is also depositing into escrow \$675,639 to be applied toward Transfer Activities pursuant to Section 3.6.1 and/or disbursed pursuant to Section 3.6.3.

³ This figure is based upon the valuation of \$8.00 per square foot for the BFG Property based upon an estimated 14,490,000 square feet.



1255 Imperial Avenue, Suite 1000
San Diego, CA 92101-7490
(619) 231-1466 • FAX (619) 234-3407

Agenda Item No. 7

MEETING OF THE SAN DIEGO METROPOLITAN TRANSIT SYSTEM BOARD OF DIRECTORS

May 12, 2016

SUBJECT:

SAN DIEGO METROPOLITAN TRANSIT SYSTEM (MTS) HEAVY DUTY SERVICE
TRUCKS - CONTRACT AWARD

RECOMMENDATION:

That the MTS Board of Directors authorize the Chief Executive Officer (CEO) to execute MTS Doc. No. B0637.0-16 (in substantially the same format as Attachment A) with Sunroad Auto LLC, doing business as Kearny Pearson Ford for the purchase of three (3) heavy duty service trucks to support MTS's transit operations.

Budget Impact

The value of this purchase shall not exceed \$258,000 and will be funded through Capital Improvement Project number 1008005202.

DISCUSSION:

To keep buses in service and minimize any potential loss of service resulting from failure while in route or dead heading, MTS currently utilizes heavy duty service trucks to make field repairs. Three of the current heavy duty service trucks have exceeded their useful lives and now require replacement.

MTS Policy No. 52, "Procurement of Goods and Services", requires a formal competitive process for procurements of goods and services exceeding \$100,000.

On February 3, 2016, MTS issued an Invitation for Bids for the purchase of three (3) heavy duty bus maintenance trucks. A single bid was received on the due date of March 3, 2016 from Kearny Pearson Ford, as follows:



Kearny Pearson Ford	
Heavy Duty Truck No. 1	\$105,488.00
Heavy Duty Truck No. 2	\$105,488.00
Heavy Duty Truck No. 3	\$105,488.00
<i>Pre-negotiation: Grand Total –\$316,464.00</i>	

After reviewing the single bid submission, Kearny Pearson Ford was found to be the single responsive and responsible bidder.

As only one responsible and responsive bid was received, MTS negotiated with Kearny Pearson Ford to reduce the submitted pricing to what staff determined to be a fair and reasonable price. As a result, Kearny Pearson Ford reduced the total purchase costs for the three (3) heavy duty trucks from the original \$316,464.00 to an amount not to exceed \$258,000.00, a savings of \$58,464.00. The negotiated unit prices are displayed below:

Kearny Pearson Ford	
Heavy Duty Truck No. 1	\$86,000
Heavy Duty Truck No. 2	\$86,000
Heavy Duty Truck No. 3	\$86,000
<i>Post-negotiation: Grand Total –\$258,000.00</i>	

Therefore, staff recommends that the San Diego MTS Board of Directors authorize the CEO to execute MTS Doc. No. B0637.0-16 (in substantially the same format as Attachment A), with Sunroad Auto LLC., doing business as Kearny Pearson Ford for the purchase of three (3) heavy duty service trucks to support MTS's transit operations.



Paul C. Jablonski
Chief Executive Officer

Key Staff Contacts: Sharon Cooney, 619.557.4513, Sharon.Cooney@sdmts.com

Attachment: A. Draft MTS Doc. No. B0637.0-16

DRAFT**STANDARD PROCUREMENT AGREEMENT
FOR
HEAVY DUTY SERVICE TRUCKS**

B0637.0-16 CONTRACT NUMBER 920.4 FILE/PO NUMBER(S)

THIS AGREEMENT is entered into this _____ day of _____, 2016, in the State of California by and between San Diego Metropolitan Transit System ("MTS"), a California public agency, and the following, hereinafter referred to as "Contractor":

Name: Sunroad Auto LLC., DBA Kearny Pearson FordAddress: 7303 Clairemont Mesa Blvd.
San Diego CA, 921111Form of Business: Corporation
(Corporation, partnership, sole proprietor, etc.)Telephone: 858-560-5544email: jamaya@kearnypearsonford.comAuthorized person to sign contracts: Jose Fabian Amaya
NameFleet Manager
Title

The attached Standard Conditions are part of this Agreement. The Contractor agrees to furnish to MTS services and materials, as follows:

Provide Heavy Duty Services Trucks and ancillary equipment, as specified in the Scope of Work (attached as Exhibit A), Contractors Bid documents (attached as Exhibit B), and in accordance with the Standard Conditions Procurement Agreement, including the Standard Conditions Procurement (attached as Exhibit C).

The total contract amount shall not exceed \$ 258,000.

SAN DIEGO METROPOLITAN TRANSIT SYSTEM	CONTRACTOR AUTHORIZATION
---------------------------------------	--------------------------

By: _____
Chief Executive Officer

Firm: _____

Approved as to form:

By: _____
SignatureBy: _____
Office of General Counsel

Title: _____

AMOUNT ENCUMBERED	BUDGET ITEM	FISCAL YEAR
\$258,000	CIP 1008005202	2016

By: _____
Chief Financial Officer

Date

(____ total pages, each bearing contract number)

SA-SERVICES (REV 10-15)
DATE



1255 Imperial Avenue, Suite 1000
San Diego, CA 92101-7490
(619) 231-1466 • FAX (619) 234-3407

Agenda Item No. 8

MEETING OF THE SAN DIEGO METROPOLITAN TRANSIT SYSTEM BOARD OF DIRECTORS

May 12, 2016

SUBJECT:

CALIFORNIA GOVERNOR'S OFFICE OF EMERGENCY SERVICES (CalOES)
CALIFORNIA TRANSIT SECURITY GRANT PROGRAM (CTSGP) FUNDING, FISCAL
YEAR 2015-2016

RECOMMENDATION:

That the Board of Directors approve Resolution No. 16-11 (Attachment A), authorizing the use of, and application for, \$2,779,445 of California CTSGP for capital projects that provide increased protection against security and safety threats, and/or increases the capacity of transit operators to prepare for and provide disaster-response transportation systems.

Budget Impact

The apportionment of FY15-16 CTSGP funding is in the amount of \$2,779,445. There is no match requirement under the current grant guidance. The funds are restricted expenditures for capital projects that increase the security and safety of the transit operator's passengers, employees and staff, and physical assets.

DISCUSSION:

CalOES requires the submission of a resolution by agency Board of Directors authorizing the submission of CTSGP grant applications and the programming of all requested projects.

Resolution No. 16-11 would authorize the Chief Executive Officer, or named designate, to file applications with, and request reimbursements from, CalOES. Resolution No. 16-11 would satisfy requirements of the fiscal year 2015-2016 CTSGP security funding to provide a Board of Directors resolution to obtain CTSGP funding. MTS's allocation of the



funding, \$2,779,445, will be used for the System-Wide Closed Circuit Television (CCTV) project.

A handwritten signature in black ink, appearing to read "Paul C. Jablonski", is written over a horizontal line.

Paul C. Jablonski
Chief Executive Officer

Key Staff Contact: Sharon Cooney, 619.557.4513, Sharon.Cooney@sdmts.com

Attachment: A. Resolution Number 16-11

Resolution No. 16-11

Resolution Approving the Submittal of Applications and Requests for Reimbursements
for Fiscal Year 2015-2016 Transit System Safety, Security, And Disaster Response Account Under The
California Transit Security Grant Program (CTSGP)

WHEREAS, the San Diego Metropolitan Transit System (MTS) is a public entity established under the laws of the State of California for the purpose of providing transportation services in the County of San Diego who desires to apply for and obtain funding for transit security purposes; and

WHEREAS, the Highway Safety, Traffic Reduction, Air Quality, and Port Security Bond Act of 2006 authorizes the issuance of general obligation bonds for specified purposes, including, but not limited to, funding made available for capital projects that provide increased protection against security and safety threats, and for capital expenditures to increase the capacity of transit operators to develop disaster response transportation systems; and

WHEREAS, the California Governor's Office of Emergency Services (Cal OES) administers such funds deposited in the Transit System Safety, Security, and Disaster Response Account under the CTSGP; and

WHEREAS, MTS is eligible to receive CTSGP funds; and

WHEREAS, Cal OES requires MTS to complete and submit a Governing Body Resolution for the purposes of identifying agent(s) authorized to act on behalf of MTS to execute actions necessary to obtain CTSGP funds from Cal OES and ensure continued compliance with Cal OES CTSGP assurances, and state and federal laws.

NOW, THEREFORE, BE IT RESOLVED, DETERMINED, AND ORDERED that MTS does hereby authorize the Chief Executive Officer, or designated representative, is hereby authorized to execute for and on behalf of MTS, a public entity established under the laws of the State of California, any actions necessary for the purpose of obtaining financial assistance provided by the California Governor's Office of Emergency Services under the CTSGP.

PASSED AND ADOPTED, by the Board of Directors this 12th day of May 2016, by the following vote:

AYES:

NAYS:

ABSENT:

ABSTAINING:

Chairperson
San Diego Metropolitan Transit System

Filed by:

Approved as to form:

Clerk of the Board
San Diego Metropolitan Transit System

Office of the General Counsel
San Diego Metropolitan Transit System



1255 Imperial Avenue, Suite 1000
San Diego, CA 92101-7490
(619) 231-1466 • FAX (619) 234-3407

Agenda Item No. 9

MEETING OF THE SAN DIEGO METROPOLITAN TRANSIT SYSTEM BOARD OF DIRECTORS

May 12, 2016

SUBJECT:

BUS BENCH ADVERTISING AND MAINTENANCE - CONTRACT AWARD

RECOMMENDATION:

That the San Diego Metropolitan Transit System (MTS) Board of Directors authorize the Chief Executive Officer (CEO) to execute MTS Doc. No. G1805.0-15 (in substantially the same format as Attachment A) with Coast United Advertising for the provision of bus bench advertising and maintenance services.

Budget Impact

This would be a revenue-generating contract. MTS will receive the greater of the Minimum Annual Guarantee, which is \$500,000 per year of the agreement, or a 35% commission of Gross Advertising Sales.

DISCUSSION:

MTS Policy No. 52, "Procurement of Goods and Services", requires a formal competitive bid process for procurements exceeding \$100,000. The current bench advertising and maintenance contract will expire in June 2016.

On January 7, 2016, MTS issued a Request for Proposals (RFP) for up to a 10-year period (5-year base with five 1-year options) to secure a multiyear contract that provides oversight and outreach to the business community for revenue-generating advertising for the MTS bus benches. As part of this agreement, the maintenance of the benches would be at no cost to MTS.

On the due date of February 24, 2016, seven proposals were received, as follows:

1. Coast United Advertising, Canoga Park, CA
2. Creative Outdoor Advertising, Sarasota, FL
3. Martin Outdoor, Los Angeles, CA



4. Signal Outdoor, Roswell, GA
5. StationShop Media, San Diego, CA
6. Street Media, Fort Collins, CO
7. True Message Media, San Diego, CA

Six of the proposals were found to meet the minimum requirements established in the RFP and were deemed responsive and responsible.

A selection committee consisting of representatives from the MTS Finance, Marketing, and Transportation departments met and rated the proposals on the following criteria:

- | | | |
|--------|--|------------|
| 1. | Qualifications of the Firm or Individual | 10 Points |
| 2. | Staffing, Firm Organization, and Management Plan | 10 Points |
| 3. | Methodology and Work Plan | 30 Points |
| 4. | Revenue Payment/Financial Benefit | 50 Points |
| Total: | | 100 Points |

PROPOSER NAME	TOTAL AVG. TECH. SCORE	AVG. COST SCORE	TOTAL SCORE (Tech + Cost) Total Possible Points: 100	RANKING
Original Scoring				
Coast United Advertising	34.67	32.67	67.33	3
Creative Outdoor Advertising	36.67	28.67	65.33	4
Martin Outdoor	35.33	24.33	59.67	5
Signal Outdoor	34.00	39.00	73.00	2
StationShop Media	35.00	40.33	75.33	1
Street Media	38.00	19.00	57.00	6
True Message Media	NR	NR	NR	NR

Coast United Advertising, Creative Outdoor Advertising, Signal Outdoor, and StationShop Media were considered to be within the competitive range and advanced to the next step of the evaluation process which included interviews and negotiations. After interviews and negotiations, MTS requested revised proposals from Coast United Advertising, Signal Outdoor, and StationShop Media, as well as, additional information on reporting and maintenance programs.

PROPOSER NAME	TOTAL AVG. TECH. SCORE	AVG. COST SCORE	TOTAL SCORE (Tech + Cost) Total Possible Points: 100	RANKING
Revised Proposal Scoring				
Coast United Advertising	34.67	38.33	73.00	1
Signal Outdoor	24.00	20.00	44.00	3
StationShop Media	33.00	31.67	64.67	2


Coast United Advertising and StationShop Media were considered to be within the competitive range and advanced to the Best and Final Offer (BAFO) phase.

Based on the evaluation panel's analysis of the technical proposal, discussions, interviews, negotiations, BAFO's, and evaluation of revenue generation (Attachment B), MTS staff has determined that Coast United Advertising's proposal represents the best overall value for MTS.

PROPOSER NAME	TOTAL AVG. TECH. SCORE	AVG. COST SCORE	TOTAL SCORE (Tech + Cost) Total Possible Points: 100	RANKING
BAFO Scoring				
Coast United Advertising	34.67	39	73.67	1
StationShop Media	33.00	31.67	64.67	2

Coast United Advertising has been providing bench advertising sales and maintenance for MTS since 2000. MTS has been very satisfied with Coast United's maintenance record and responsiveness to damaged benches. This new agreement more than triples the annual advertising revenues to be received by MTS.

Therefore, staff recommends that the MTS Board authorize the CEO to execute MTS Doc. No. G1805.0-15 (in substantially the same format as Attachment A) with Coast United Advertising for the provision of bus bench advertising and maintenance services.



Paul C. Jablonski
Chief Executive Officer

Key Staff Contact: Sharon Cooney, 619.557.4513, Sharon.Cooney@sdmts.com

Attachments: A. Draft MTS Doc. No. G1805.0-15
B. Revenue Summary

**STANDARD SERVICES AGREEMENT
FOR
BUS BENCH ADVERTISING AND MAINTENANCE**

G1805.0-15
CONTRACT NUMBER

THIS AGREEMENT is entered into this _____ day of _____ 2016, in the State of California by and between San Diego Metropolitan Transit System ("MTS"), a California public agency, and the following, hereinafter referred to as "Contractor":

Name: Coast United Advertising Address: 8020 Deering Avenue

Form of Business: Corporation Canoga Park, CA 91304
(Corporation, partnership, sole proprietor, etc.)

Telephone: _____

Authorized person to sign contracts: William M. Giamela President
Name Title

The attached Standard Conditions are part of this Agreement. The Contractor agrees to furnish to MTS services and materials, as follows:

Provide bus bench advertising and maintenance services as specified in the Scope of Work (attached as Exhibit A), the Coast United Advertising Proposal (attached as Exhibit B), and in accordance with the Standard Services Agreement, including the Standard Conditions Services (attached as Exhibit C).

This contract shall remain in effect for up to a ten (10) year period [five (5) base years with five 1-year options], effective July 1, 2016 through June 30, 2026. Total revenue for this contract (including options) is estimated up to \$5,000,000.00.

SAN DIEGO METROPOLITAN TRANSIT SYSTEM		CONTRACTOR AUTHORIZATION
By: _____ Chief Executive Officer		Firm: _____
Approved as to form:		By: _____ Signature
By: _____ Office of General Counsel		Title: _____
AMOUNT ENCUMBERED	BUDGET ITEM	FISCAL YEAR
\$5,000,000.00	TBD	2017-2026

By: _____ Date
Chief Financial Officer

(___ total pages, each bearing contract number)

SA-SERVICES REVISED (REV 4-15)
DATE

FINAL COST SUMMARY
BUS BENCH ADVERTISING AND MAINTENANCE - MTS DOC. NO. G1805.0-15

BASE TERM							
	Street Media Group	StationShop Media	Signal Outdoor	Martin Outdoor	Creative Outdoor	Coast United	True Message**
YEAR ONE							
Commission of Gross Advertising Sales	31% + 10%	30%	10%	25%	20%	35%	12%
AND							
Minimum Annual Guarantee	\$ 150,000.00	\$ -	\$ 50,000.00	\$ 150,000.00	\$ 310,000.00	\$ 500,000.00	\$ -
YEAR TWO							
Commission of Gross Advertising Sales	31%+10%	32%	10%	25%	20%	35%	12%
AND							
Minimum Annual Guarantee	\$ 275,000.00	\$ 180,000.00	\$ 100,000.00	\$ 175,000.00	\$ 310,000.00	\$ 500,000.00	\$ -
YEAR THREE							
Commission of Gross Advertising Sales	31%+21%	32%	12%	25%	20%	35%	12%
AND							
Minimum Annual Guarantee	\$ 275,000.00	\$ 240,000.00	\$ 250,000.00	\$ 177,500.00	\$ 310,000.00	\$ 500,000.00	\$ -
YEAR FOUR							
Commission of Gross Advertising Sales	31%+22%	32%	13%	25%	20%	35%	12%
AND							
Minimum Annual Guarantee	\$ 300,000.00	\$ 300,000.00	\$ 300,000.00	\$ 180,000.00	\$ 310,000.00	\$ 500,000.00	\$ -
YEAR FIVE							
Commission of Gross Advertising Sales	31%+23%	34%	15%	25%	20%	35%	12%
AND							
Minimum Annual Guarantee	\$ 300,000.00	\$ 300,000.00	\$ 350,000.00	\$ 182,500.00	\$ 310,000.00	\$ 500,000.00	\$ -

FINAL COST SUMMARY
BUS BENCH ADVERTISING AND MAINTENANCE - MTS DOC. NO. G1805.0-15

OPTION TERMS							
	Street Media Group	StationShop Media	Signal Outdoor	Martin Outdoor	Creative Outdoor	Coast United	True Message
YEAR SIX							
Commission of Gross Advertising Sales	31%+25%	34%	15%	25%	20%	35%	12%
AND							
Minimum Annual Guarantee	\$ 350,000.00	\$ 300,000.00	\$ 360,000.00	\$ 200,000.00	\$ 310,000.00	\$ 500,000.00	\$ -
YEAR SEVEN							
Commission of Gross Advertising Sales	31%+25%	34%	15%	25%	20%	35%	12%
AND							
Minimum Annual Guarantee	\$ 350,000.00	\$ 300,000.00	\$ 370,000.00	\$ 202,500.00	\$ 310,000.00	\$ 500,000.00	\$ -
YEAR EIGHT							
Commission of Gross Advertising Sales	31%+25%	36%	15%	25%	20%	35%	12%
AND							
Minimum Annual Guarantee	\$ 350,000.00	\$ 360,000.00	\$ 380,000.00	\$ 205,000.00	\$ 310,000.00	\$ 500,000.00	\$ -
YEAR NINE							
Commission of Gross Advertising Sales	31%+28%	36%	15%	25%	20%	35%	12%
AND							
Minimum Annual Guarantee	\$ 375,000.00	\$ 360,000.00	\$ 390,000.00	\$ 207,500.00	\$ 310,000.00	\$ 500,000.00	\$ -
YEAR TEN							
Commission of Gross Advertising Sales	31%+28%	36%	15%	25%	20%	35%	12%
AND							
Minimum Annual Guarantee	\$ 400,000.00	\$ 360,000.00	\$ 400,000.00	\$ 210,000.00	\$ 310,000.00	\$ 500,000.00	\$ -
Street Media Group StationShop Media Signal Outdoor Martin Outdoor Creative Outdoor Coast United True Message \$ 3,125,000.00 \$ 2,700,000.00 \$ 2,950,000.00 \$ 1,890,000.00 \$ 3,100,000.00 \$ 5,000,000.00 \$ -							

** True Message deemed non-responsive



1255 Imperial Avenue, Suite 1000
San Diego, CA 92101-7490
(619) 231-1466 • FAX (619) 234-3407

Agenda Item No. 10

MEETING OF THE SAN DIEGO METROPOLITAN TRANSIT SYSTEM BOARD OF DIRECTORS

May 12, 2016

SUBJECT:

REVISIONS TO SAN DIEGO METROPOLITAN TRANSIT SYSTEM (MTS)
ORDINANCE NO. 5, PROVIDING AUTHORITY FOR TAXICAB REGULATORY
INSPECTORS TO ENFORCE ADDITIONAL LOCAL AND STATE ORDINANCES
RELATING TO FOR-HIRE TRANSPORTATION REGULATION

RECOMMENDATION:

That the MTS Board of Directors:

- 1) Adopt the proposed amendments to Ordinance No. 5, An Ordinance Relating to the Enforcement Authorities of Code Compliance Inspectors, Assistant Code Compliance Supervisors, the Code Compliance Inspection Supervisor, and Taxicab Inspectors I & II (Attachment A); and
- 2) Direct publication of a summary of the amendments to Ordinance No. 5.

Budget Impact:

None with this action.

DISCUSSION:

MTS Taxicab Regulatory Inspectors are responsible for regulatory enforcement of for-hire vehicles within the MTS service areas. Per California Penal Code section 836.5 and MTS Ordinance No. 5, Section 5.3 (A), (B), MTS Taxicab Regulatory Inspectors are authorized to issue citations and/or arrest violators of local and state code sections.

The following additional California Vehicle Code (CVC) sections will be added to MTS Ordinance No. 5: CVC section 5204(a) (which prohibits displaying expired month and/or year license plate tabs); CVC sections 23123 and 23123.5 (which prohibits drivers from



using cell phones, electronic devices and texting while driving); and CVC section 22507.8 (which prohibits vehicles from illegally parking in disabled spaces). CVC section 23124 will be removed from MTS Ordinance No. 5 as it only applies to cell phone violations by minors. Drivers of MTS permitted vehicles must be at least 21 years of age.



Paul C. Jablonski
Chief Executive Officer

Key Staff Contact: Sharon Cooney, 619.557.4513, Sharon.Cooney@sdmts.com

Attachments: A. Redline Draft Amended Ordinance No. 5, An Ordinance Relating to the Enforcement Authorities of Code Compliance Inspectors, Assistant Code Compliance Supervisors, the Code Compliance Inspection Supervisor, and Taxicab Inspectors I & II

B. Applicable code section descriptions from the California Vehicle Code

SAN DIEGO METROPOLITAN TRANSIT DEVELOPMENT BOARD
(also known as San Diego Metropolitan Transit System)

CODIFIED ORDINANCE NO. 5
(as amended ~~9/17/15~~ 12/2016)

An Ordinance Relating to the Enforcement
Authorities of Code Compliance Inspectors,
Assistant Code Compliance Supervisors,
the Code Compliance Inspection Supervisor,
and Taxicab Inspectors I & II

The Board of Directors of the San Diego Metropolitan Transit System (MTS) do ordain as follows:

Section 5.1 Statutory Authorities

A. The Metropolitan Transit System has been created by State law (Public Utilities Code Section 120000 through 12054) as a public agency with the authority and duty to plan and construct exclusive public mass transit guideways (Section 120260) and to acquire, construct, maintain, and operate or let a contract to operate public transit systems and related transportation facilities and services (Section 120264).

B. Additionally, the Board is vested with the duty to adopt all ordinances and make all rules and regulations proper and necessary to regulate the use, operation, and maintenance of its property and facilities, including its public transit systems and related transportation facilities and services (Section 120105). The violation of any ordinance, rule, or regulation enacted by the Board relating to evasion of fares in any transit facility owned or controlled by the Board is an infraction and upon a violation after the second conviction is a misdemeanor (Section 120450).

C. The provision of information known to be false to a Code Compliance Inspector, Assistant Code Compliance Supervisor, the Code Compliance Inspection Supervisor, or the Transit Security Administrator (hereinafter cumulatively referred to as Inspectors) is similarly an infraction or misdemeanor (Section 120450.5).

D. The violation of any ordinance, rule, or regulation prohibiting unauthorized operation or manipulation of transit facilities or prohibiting unauthorized tampering or interference with transit facilities is similarly an infraction or misdemeanor (Section 120451).

E. The violation of any ordinance, rule, or regulation prohibiting the unauthorized entering into, climbing upon, holding onto, or in any manner attaching oneself to vehicles operated upon exclusive public mass transit guideways is an infraction or misdemeanor (Section 120452).

F. In implementation of those provisions of State law, the Board has adopted Ordinance No. 13, prohibiting specified conduct onboard transit vehicles and prohibiting specified actions on or about the transit facilities. The Board has further adopted Ordinance No. 2 requiring proof of fare payment by passengers using the San Diego Trolley and Ordinance No. 3, regulating parking in the San Diego Trolley parking lots and other transit facilities.

G. The Board is authorized to contract with cities and the County to license or regulate by ordinance any transportation services within such cities or the unincorporated area (Section 120266) and has done so by adoption of Ordinance No. 11, the enforcement of which will be done by Taxicab Inspectors I & II, and other Taxicab Administration staff designated in Section 5.3.

H. Pursuant to Penal Code Section 836.5, the Board may authorize public officers and employees to arrest a person without warrant, including officers and employees of a nonprofit transit corporation wholly owned by a local agency and formed to carry out the purposes of the local agency and San Diego Trolley, Inc., is such a corporation.

(Section 5.1 amended 11/15/2012)
(Section 5.1 amended 7/12/2001)
(Section 5.1 amended 9/26/1996)
(Section 5.1 amended 1/11/1996)
(Section 5.1 amended 11/10/1994)
(Section 5.1 amended 8/12/1993)

Section 5.2 Purposes

In view of the multitude of regulations applicable to the facilities and vehicles of the San Diego Metropolitan Transit Development Board, it is desirable to clarify and specify the authority of the Inspectors, relative to various acts committed on or about the property.

Section 5.3 Duties and Authorizations

A. Inspectors employed by the San Diego Metropolitan Transit System (MTS) and Inspectors employed by San Diego Trolley, Inc., are hereby vested with the duty to enforce MTS Ordinances No. 2, No. 3, No. 4, No. 11, and No. 13 and the following code sections; Business and Professions Code Sections 4140 and 25662, Health and Safety Code Sections 11364 and 11357(b), and 11532, Public Utilities Code Sections 5411.5, 120450, 120450.5, 120451, and 120452, Penal Code Sections 148, 219.2, 308(b), 369(g), 417.25(a), 470(a), 481.1, 555.1, 555.2, 587(a), 594, 594.1, 594.2, 594.4, 602(f), 602(o), 602(q), 640, 640(a), 640.5, 647(a), 647(c), 647(j), and 653(k), Vehicle Code Sections 5204(a), 21456, 21461(a), 21955, 22500, 22507, 22521, and 22526, San Diego City Municipal Code Sections 56.54 (at transit facilities owned, controlled, or used by the Board, including but not limited to transit centers, rail stations, bus shelters, and bus stops on public and private property), 58.05(b)(1), and 58.05(b)(2), and San Diego County Code of Regulatory Ordinances Section 32.1303. In accordance with Penal Code Section 836.5, Inspectors employed by MTS are authorized to arrest a person without a warrant whenever an Inspector has reasonable cause to believe that the person to be arrested has committed an infraction or misdemeanor in the Inspector's presence which is a violation of the statutes and ordinances which he or she has the duty to enforce.

B. Taxicab Regulatory Inspectors, Regulatory Analysts, and the Taxicab Administrator, employed by MTS, are hereby vested with the duty to enforce MTS Ordinances Nos. 5 and 11, and the following code sections: Penal Code 654.1, Public Utilities Code sections 5360.5, 5371, 5379, 5381.5, 5386.5, 5411 and California Public Utilities Commission General Order 157-D Sections 3.01 and 3.03, San Diego County Regional Airport Authority (SDCRAA) 9.13(a), San Diego Municipal Code (SDMC) 31.0121, 33.1406 and 86.0105 and California Vehicle Code Sections 4000(a)(1) per 260(a), 16502(a), 5204(a), 21100.4, 22507.8, 23123 and 23123.5-23124. In accordance with Penal Code Section 836.5, Taxicab Regulatory Inspectors, and the Taxicab Administrator, employed by MTS are authorized to

arrest a person without a warrant whenever a Taxicab Inspector has reasonable cause to believe that the person to be arrested has committed an infraction or misdemeanor in the Inspector's presence which is a violation of the statutes and ordinances which he or she has the duty to enforce.

C. Right-of-Way Agents, designated by the General Manager and employed by MTS are hereby vested with the duty to enforce MTS Ordinance No. 3 and, in accordance with Penal Code Section 836.5, are authorized to arrest a person without a warrant whenever an agent has reasonable cause to believe that the person to be arrested has committed an infraction or misdemeanor in the Agent's presence which is a violation of the statutes and ordinances which he or she has the duty to enforce.

(Section 5.3 amended 5/12/2016)

(Section 5.3 amended 9/17/2015)

(Section 5.3 amended 11/15/2012)

(Section 5.3 amended 10/28/2004)

(Section 5.3 amended 10/3/2002)

(Section 5.3 amended 7/12/2001)

(Section 5.3 amended 3/23/2000)

(Section 5.3 amended 9/26/1996)

(Section 5.3 amended 1/11/1996)

(Section 5.3 amended 11/10/1994)

(Section 5.3 amended 8/12/1993)

Section 5.4 Severability

The provisions of this Ordinance are severable, and if any of the provisions, clauses, sentences, subsections, sections, words, or parts thereof is held illegal, invalid, or unconstitutional or inapplicable to any person or circumstance, such illegality, invalidity, unconstitutionality or inapplicability shall not affect or impair any of the remaining provisions, clauses, sentences, subsections, sections, words or parts of this Ordinance or their application to other persons or circumstances. It is hereby declared to be the legislative intent that this Ordinance would have been adopted if such illegal, invalid, or unconstitutional provision, clause, sentence, subsection, section, word, or part had not been included therein or such person or circumstance to which the Ordinance or part thereof is held inapplicable has been specifically exempted therefrom.

Amended: 5/12/2016

Amended: 9/17/2015

Amended: 11/15/2012

Amended: 6/28/2007

Amended: 10/28/2004

Amended: 10/3/2002
Amended: 8/9/2001
Amended: 3/23/2000
Amended: 9/26/1996
Amended: 1/11/1996
Amended: 11/10/1994
Amended: 8/12/1993
Repealed & Readopted: 12/12/1991
Amended: 2/8/1990
Amended: 10/13/1988
Amended: 10/4/1984
Amended: 2/27/1984
Adopted: 7/25/1983

California Vehicle Codes

5204.

(a) Except as provided by subdivisions (b) and (c), a tab shall indicate the year of expiration and a tab shall indicate the month of expiration. Current month and year tabs shall be attached to the rear license plate assigned to the vehicle for the last preceding registration year in which license plates were issued, and, when so attached, the license plate with the tabs shall, for the purposes of this code, be deemed to be the license plate, except that truck tractors, and commercial motor vehicles having a declared gross vehicle weight of 10,001 pounds or more, shall display the current month and year tabs upon the front license plate assigned to the truck tractor or commercial motor vehicle. Vehicles that fail to display current month and year tabs or display expired tabs are in violation of this section.

(b) The requirement of subdivision (a) that the tabs indicate the year and the month of expiration does not apply to fleet vehicles subject to Article 9.5 (commencing with Section 5300) or vehicles defined in Section 468.

(c) Subdivision (a) does not apply when proper application for registration has been made pursuant to Section 4602 and the new indicia of current registration have not been received from the department.

(d) This section is enforceable against any motor vehicle that is driven, moved, or left standing upon a highway, or in an offstreet public parking facility, in the same manner as provided in subdivision (a) of Section 4000.

(Amended by Stats. 2000, Ch. 861, Sec. 32. Effective September 29, 2000. Operative December 31, 2001, pursuant to Sec. 67 of Ch. 861.)

22507.8.

(a) It is unlawful for any person to park or leave standing any vehicle in a stall or space designated for disabled persons and disabled veterans pursuant to Section 22511.7 or 22511.8 of this code or Section 14679 of the Government Code, unless the vehicle displays either a special identification license plate issued pursuant to Section 5007 or a distinguishing placard issued pursuant to Section 22511.55 or 22511.59.

(b) It is unlawful for any person to obstruct, block, or otherwise bar access to those parking stalls or spaces except as provided in subdivision (a).

(c) It is unlawful for any person to park or leave standing any vehicle, including a vehicle displaying a special identification license plate issued pursuant to Section 5007 or a distinguishing placard issued pursuant to Section 22511.55 or 22511.59, in either of the following places:

(1) On the lines marking the boundaries of a parking stall or space designated for disabled persons or disabled veterans.

(2) In any area of the pavement adjacent to a parking stall or space designated for disabled persons or disabled veterans that is marked by crosshatched lines and is thereby designated, pursuant to any local ordinance, for the loading and unloading of vehicles parked in the stall or space.

(d) Subdivisions (a), (b), and (c) apply to all offstreet parking facilities owned or operated by the state, and to all offstreet parking facilities owned or operated by

a local authority. Subdivisions (a), (b), and (c) also apply to any privately owned and maintained offstreet parking facility.

(Amended by Stats. 2009, Ch. 200, Sec. 12. Effective January 1, 2010.)

23123

(a) A person shall not drive a motor vehicle while using a wireless telephone unless that telephone is specifically designed and configured to allow hands-free listening and talking, and is used in that manner while driving.

(b) A violation of this section is an infraction punishable by a base fine of twenty dollars (\$20) for a first offense and fifty dollars (\$50) for each subsequent offense.

(c) This section does not apply to a person using a wireless telephone for emergency purposes, including, but not limited to, an emergency call to a law enforcement agency, health care provider, fire department, or other emergency services agency or entity.

(d) This section does not apply to an emergency services professional using a wireless telephone while operating an authorized emergency vehicle, as defined in Section 165, in the course and scope of his or her duties.

(e) This section does not apply to a person driving a schoolbus or transit vehicle that is subject to Section 23125.

(f) This section does not apply to a person while driving a motor vehicle on private property.

(g) This section shall become operative on July 1, 2011.

23123.5

(a) A person shall not drive a motor vehicle while using an electronic wireless communications device to write, send, or read a text-based communication, unless the electronic wireless communications device is specifically designed and configured to allow voice-operated and hands-free operation to dictate, send, or listen to a text-based communication, and it is used in that manner while driving.

(b) As used in this section "write, send, or read a text-based communication" means using an electronic wireless communications device to manually communicate with any person using a text-based communication, including, but not limited to, communications referred to as a text message, instant message, or electronic mail.

(c) For purposes of this section, a person shall not be deemed to be writing, reading, or sending a text-based communication if the person reads, selects, or enters a telephone number or name in an electronic wireless communications device for the purpose of making or receiving a telephone call or if a person otherwise activates or deactivates a feature or function on an electronic wireless communications device.

(d) A violation of this section is an infraction punishable by a base fine of twenty dollars (\$20) for a first offense and fifty dollars (\$50) for each subsequent offense.

(e) This section does not apply to an emergency services professional using an electronic wireless communications device while operating an authorized emergency vehicle, as defined in Section 165, in the course and scope of his or her duties.



1255 Imperial Avenue, Suite 1000
San Diego, CA 92101-7490
(619) 231-1466 • FAX (619) 234-3407

05-02-16 A11:50 IN

**NOTICE OF AMENDMENT TO ORDINANCE NO. 5,
AN ORDINANCE RELATING TO THE ENFORCEMENT AUTHORITIES OF CODE COMPLIANCE
INSPECTORS, ASSISTANT CODE COMPLIANCE SUPERVISORS, THE CODE COMPLIANCE
INSPECTOR SUPERVISOR, AND TAXICAB INSPECTORS I & II.**

Notice is hereby given that the San Diego Metropolitan Transit System (MTS), at its regularly scheduled board meeting on May 12, 2016, at 9:00 a.m. at 1255 Imperial Avenue, Suite 1000, San Diego, CA, will consider amending MTS Ordinance No. 5, an Ordinance related to the enforcement authorities of Code Compliance Inspectors, Assistant Code Compliance Supervisors, The Code Compliance Inspector Supervisor, and Taxicab Inspectors I & II. The proposed amendments address the following:

Authorize MTS Inspectors, Regulatory Analysts, and Taxicab Administrator to enforce California Vehicle Code (CVC) sections: 5204(a) – expired registration tabs, 22507.8 – parking in disabled spaces or zones, 23123 – use of a cell phone while driving, and 23123.5 – use of a wireless communications device while driving; and remove CVC section 23124 from MTS Ordinance No. 5 as it only applies to minors.

If adopted, the amendment will take effect 30 days from the date of adoption. A certified copy of the proposed amendment is posted in the MTS lobby at the above address.

DO NOT REMOVE





1255 Imperial Avenue, Suite 1000
San Diego, CA 92101-7490
(619) 231-1466 • FAX (619) 234-3407

Agenda Item No. 11

MEETING OF THE SAN DIEGO METROPOLITAN TRANSIT SYSTEM BOARD OF DIRECTORS

May 12, 2016

SUBJECT:

REVISIONS TO SAN DIEGO METROPOLITAN TRANSIT SYSTEM (MTS)
ORDINANCE NO. 11, PROVIDING FOR THE LICENSING AND THE REGULATING OF
TRANSPORTATION SERVICES WITHIN THE CITY BY THE ADOPTION OF A
UNIFORM PARATRANSIT ORDINANCE

RECOMMENDATION:

That the MTS Board of Directors:

- 1) Adopt the proposed amendments to Ordinance No. 11, An Ordinance Providing for the Licensing and the Regulating of Transportation Services within the City by the Adoption of a Uniform Paratransit Ordinance (Attachment A); and
- 2) Direct publication of a summary of the amendments to Ordinance No. 11.

Budget Impact

None with this action.

DISCUSSION:

MTS Ordinance No. 11 provides for the licensing and regulating of transportation services. The proposed revisions to MTS Ordinance No. 11 are as follows:

MTS Ordinance No 11, Section 1.1 (e)

Currently, MTS Ordinance No. 11, Section 1.1 (e) states the unincorporated areas of the County of San Diego are under MTS's jurisdiction in terms of licensing and regulation of transportation services. The proposed revisions remove this language as the County of San Diego Sheriff is the responsible department for transportation regulation in the unincorporated areas of the County of San Diego.



In addition, MTS Ordinance No. 11, Section 1.1 (e) lists out the cities that have contracted with MTS to license and regulate transportation services within their jurisdiction. The proposed revision adds the ability for additional cities to enter into similar contractual agreements with MTS.

MTS Ordinance No. 11, Section 1.1 (v)

The language in Ordinance No. 11, Section 1.1 (v) defines a nonemergency medical vehicle. The proposed revisions would expand the definition to be consistent with how the term is defined in the California Public Utilities Code and the San Diego County Regulatory Code.

MTS Ordinance No. 11, Section 1.1 (w)

MTS Inspectors have recently discovered transportation providers are receiving compensation from third parties, such as private businesses, rather than directly from passengers. These transportation providers are claiming that since they are not receiving compensation directly from the passengers, they are outside MTS regulation. The proposed revisions to Ordinance No. 11, Section 1.1 (w) would specify that “operating” would include when operators receive compensation for transportation services, regardless of whether compensation is obtained from the passenger or a third party.

MTS Ordinance No. 11, Section 1.8

Revisions to MTS Ordinance No.11, Section 1.8 (f)(4) adds further detail to when a taxicab can be taken out of service for maintenance issues relating to taxi meters.

In addition, the proposed revisions to MTS Ordinance No. 11, Section 1.8 (f)(12) establishes that a vehicle is considered unsafe and can be taken out of service if the vehicle safety system light is activated.

Lastly, MTS Inspectors have frequently found driver’s identification cards are not being properly displayed or not readily visible for inspection. The proposed revisions to MTS Ordinance No.11, Section 1.8 (o) requires the driver’s identification card be conspicuously displayed in the passenger side dashboard area.

MTS Ordinance No. 11, Section 1.12 (g)(3)

MTS Ordinance No. 11, Section 1.12 (g) prohibits for-hire driver’s identification cards to be issued or renewed under certain circumstances. The proposed revision to MTS Ordinance No. 11, Section (g)(3) would add solicitation of prostitution to the list of prohibited convictions, unless five (5) years have elapsed from the end of sentence or completion of probation.

MTS Ordinance No. 11, Section 1.13 (a)(9)

MTS Ordinance No. 11, Section 1.13 (a) allows for the suspension and revocation of permits under certain circumstances. The proposed revision to MTS Ordinance No. 11, Section 1.13 (a)(9) would add solicitation of prostitution to the list of prohibited convictions, unless five (5) years have elapsed from the end of sentence or completion of probation. In addition, MTS Ordinance No. 11, Section 1.4 (b)(2) states any conviction that would have resulted in the suspension and revocation of a permit, shall also be a reason why a permit shall be denied. Thus, a conviction for solicitation of prostitution will also become a reason for why a permit would be denied, unless five (5) years have elapsed from the end of sentence or completion of probation.

MTS Ordinance No. 11, Section 1.14 (a)(6)

MTS Ordinance No. 11, Section 1.14 (a) allows for the suspension and revocation of driver’s identification cards under certain circumstances. The proposed revision to MTS

Ordinance No. 11, Section 1.14 (a)(6) would add solicitation of prostitution to the list of prohibited convictions that would result in suspension or revocation of the driver's identification card.

MTS Ordinance No. 11, Section 1.17 (a)

With the recent removal of the cap on the number of taxicab permits that can be issued, MTS has been processing an increased number of taxicab permit applications. Upon a denial of a taxicab permit application, the applicant has the ability to appeal the denial through an informal and a formal hearing. MTS Taxicab Administration Staff has not conducted formal taxicab appeal hearings in several years and a review was conducted on how Hearing Officers are selected. To ensure MTS uses the most legally sufficient process to appoint Hearing Officers for formal hearings, MTS has elected to contract with the California Department of General Services, Office of Administrative Hearings to use their Administrative Law Judges as MTS's Hearing Officers. The proposed revisions to MTS Ordinance No. 11, Section 1.17 (a) reflect this change.

MTS Ordinance No. 11, Section 2.2 (j)

At the request of the San Diego County Regional Airport Authority, MTS Ordinance 11, Section 2.2 (j) would be revised to allow a driver the option to charge passengers less than the maximum posted airport taxicab fare while at Lindbergh Field. This practice would be consistent with how MTS currently structures its City fare (i.e. allowing drivers to charge up to but no more than the maximum rate).

MTS Ordinance No. 11, Section 2.3 (d)(2)

More drivers are using non-radio dispatch equipment, such as a cellular phone or tablet. The proposed revisions to MTS Ordinance No. 11, Section 2.3 (d)(2) would require such electronic dispatch equipment to be mounted securely inside the vehicle, be visible to MTS Inspectors and peace officers and allow for hands-free operation while the vehicle is in motion.

MTS Ordinance No. 11, Section 2.4 (g)(1)

MTS Inspectors have witnessed taxicabs illegally parked in disabled spaces while waiting for a fare. The proposed revisions to MTS Ordinance No. 11, Section 2.4 (g)(1) would prohibit any MTS permitted vehicle from stopping or parking in a disabled parking space except as authorized per California Vehicle Code section 22507.8.

MTS Ordinance No. 11, Section 2.7 (d)

MTS Taxicab Administration staff has received complaints of taxi drivers using cell phones, electronic devices or texting while driving. The proposed revisions to MTS Ordinance No. 11, Section 2.7 (d) would prohibit the use of any electronic device while the vehicle is in motion, regardless of whether there is a passenger in the vehicle.

All other proposed revisions to MTS Ordinance No. 11 that are not described here were minor and non-substantive.



Paul C. Jablonski
Chief Executive Officer

Key Staff Contact: Sharon Cooney, 619.557.4513, Sharon.Cooney@sdmts.com

Attachment: A. Redline Draft Amended Ordinance No. 11, An Ordinance Providing for the Licensing and the Regulating of Transportation Services within the City by the Adoption of a Uniform Paratransit Ordinance

SAN DIEGO METROPOLITAN TRANSIT SYSTEM

CODIFIED ORDINANCE NO. 11

(as amended through ~~September 17, 2015~~ May 12, 2016)

An Ordinance Providing for the Licensing and the Regulating
of Transportation Services Within the City by the Adoption
of a Uniform Paratransit Ordinance

MTS CODIFIED ORDINANCE NO. 11

TABLE OF CONTENTS

Description	Page No.
SECTION 1.0 - GENERAL REGULATIONS	1
Section 1.1 - Definitions.....	1
Section 1.2 - Operating Permits	4
Section 1.3 – Application for Permit.....	<u>554</u>
Section 1.4 - Issuance of Permit	6
Section 1.5 - Transfer and Administration of Permits	7
Section 1.6 – Blank.....	8
Section 1.7 - Blank	8
Section 1.8 - Equipment and Operating Regulations.....	8
Section 1.9 - Public Liability	<u>141413</u>
Section 1.10 - Financial Ownership and Operating Records: Reporting Requirements	14
Section 1.11 - Destruction, Permanent Replacement or Retirement of For-Hire Vehicles	<u>161615</u>
Section 1.12 - Driver's Identification Cards	<u>171716</u>
Section 1.13 - Suspension and Revocation of Permit	<u>191918</u>
Section 1.14 - Suspension and Revocation of Driver's Identification Cards.....	<u>212120</u>
Section 1.15 - Surrender of Medallion.....	<u>222224</u>
Section 1.16 - Right of Administrative Appeal from Denial, Suspension or Revocation of Permit or Driver's Identification Card or Related Adverse Action	<u>222224</u>
Section 1.17 - Procedure Upon Administrative Appeal.....	<u>222224</u>
Section 1.18 - Exceptions to Provisions.....	<u>232322</u>
Section 1.19 - Chief Executive Officer's Authority to Adopt Rules and Promulgate a Schedule of Fines	<u>242322</u>
Section 1.20 - Americans with Disabilities Act	<u>242423</u>
SECTION 2.0 – TAXICABS AND/OR LSVs	<u>242423</u>
Section 2.1 - Types of Service	<u>242423</u>
Section 2.2 - Rates of Fare	<u>242423</u>
Section 2.3 - Equipment and Specifications	<u>262625</u>
Section 2.4 - Operating Regulations	<u>282827</u>
Section 2.5 - Stands	<u>313130</u>
Section 2.6 - Radio Services	<u>323230</u>
Section 2.7 - Driver Safety Requirements.....	<u>333334</u>
SECTION 3.0 - CHARTER VEHICLES	<u>333332</u>

Section 3.1 - Rates of Fare	<u>333332</u>
Section 3.2 - Operating Regulations	<u>343432</u>
SECTION 4.0 - SIGHTSEEING VEHICLES.....	<u>343432</u>
Section 4.1 - Rates of Fare	<u>343432</u>
Section 4.2 - Operating Regulations	<u>343433</u>
SECTION 5.0 - NONEMERGENCY MEDICAL VEHICLES	<u>353433</u>
Section 5.1 - Rates of Fare	<u>353433</u>
Section 5.2 - Operating and Equipment Regulations.....	<u>353533</u>
Section 5.3 - Driver Identification Cards.....	<u>363534</u>
SECTION 6.0 - JITNEY VEHICLES	<u>363534</u>
Section 6.1 - Rates of Fare	<u>363634</u>
Section 6.2 - Jitney Routes	<u>363634</u>
Section 6.3 – Operating Regulations	<u>373735</u>
Section 6.4 - Jitney Holding Zones	<u>383836</u>
Section 6.5 - Equipment and Specifications	<u>383837</u>
SECTION 7.0 – LOW-SPEED VEHICLES	<u>393937</u>
Section 7.1 – Low-Speed Vehicle (LSV) Definition	<u>393937</u>
Section 7.2 – Establishment of Zones.....	<u>393937</u>
Section 7.3 – Zone Rates of Fare	<u>393937</u>
Section 7.4 – Spare Vehicle Policy	<u>393938</u>
Section 7.5 – LSV Driver Identification Cards	<u>404039</u>
Section 7.6 - Equipment and Specifications.....	<u>414039</u>
SECTION 8 - EFFECTIVE DATE OF ORDINANCE	<u>424240</u>

SAN DIEGO METROPOLITAN TRANSIT SYSTEM

CODIFIED ORDINANCE NO. 11

(as amended through ~~September 17, 2015~~ May 12, 2016)
An Ordinance Providing for the Licensing and the Regulating
of Transportation Services Within the City By the Adoption
of a Uniform Paratransit Ordinance

SECTION 1.0 - GENERAL REGULATIONS

Section 1.1 - Definitions

The following words and phrases, wherever used in this section, shall be construed as defined in this section, unless from the context a different meaning is intended, or unless a different meaning is specifically defined and more particularly directed to the use of such words or phrases.

(a) "Association" shall mean an incorporated or unincorporated group of persons united for some purpose related to the operation of for-hire vehicles.

(b) "Board" shall mean the Board of Directors of the San Diego Metropolitan Transit System.

(c) A "low-speed vehicle" is a motor vehicle, other than a motor truck, having four wheels on the ground and an unladen weight of 1,800 pounds or less, that is capable of propelling itself at a minimum speed of 20 miles per hour and a maximum speed of 25 miles per hour, on a paved level surface. For the purposes of this section, a "low-speed vehicle" is not a golf cart, except when operated pursuant to California Vehicle Code Section 21115 or 21115.1.

(d) "Charter vehicle" shall mean every vehicle which:

- (1) Transports passengers or parcels or both over the public streets of the City;
- (2) Is routed at the direction of the hiring passenger;
- (3) Is prearranged in writing for hire;
- (4) Is not made available through "cruising"; and
- (5) Is hired by and at the service of a person for the benefit of himself or herself or a specified group.

(e) "City" and "Cities" shall mean the incorporated areas of the Cities of El Cajon, Imperial Beach, La Mesa, Lemon Grove, National City, Poway, San Diego, ~~and Santee and any other City that has entered into a contractual agreement with MTS for the licensing and regulation of transportation services; and the unincorporated area of the county of San Diego within MTS's area of jurisdiction.~~

(f) "Compensation" shall mean any money, thing of value, payment, consideration, reward, tip, donation, gratuity or profit paid to, accepted, or received by the driver or owner of any vehicle in exchange for transportation of a person, or persons; whether paid upon solicitation, demand or contract, or voluntarily, or intended as a gratuity or donation.

(g) "Cruising" shall mean the movement over the public streets of a taxicab or low-speed vehicle (LSV) in search of prospective passengers; except the term does not include either the travel of a taxicab or LSV proceeding to answer a call for service received by telephone or radio from an intended passenger or the travel of such a vehicle, having discharged a passenger or passengers, returning to the owner's place of business or to its established point of departure.

(h) "Days" shall mean working days, exclusive of weekends and holidays for which MTS offices are closed.

(i) "Doing business" shall mean accepting, ~~or soliciting or transporting~~ passengers for hire or compensation in a City.

(j) "Driver" shall mean every person operating any for-hire vehicle.

(k) "Driver's identification card" shall mean license, issued pursuant to this Ordinance, which permits a person to drive a for-hire vehicle within the City.

(l) "Employ" as used in this Ordinance includes any form of agreement or contract under which the driver may operate the permit holder's for-hire vehicle.

(m) "Exclusive ride" shall mean exclusive use of a for-hire vehicle by one or more related passengers at a time.

(n) "For-hire vehicle" shall mean every vehicle, other than public transit vehicles or vehicles involved in an organized carpool not available to the general public, which is operated for any fare for compensation and used for the transportation of passengers over city public streets, irrespective of whether such operations extend beyond the boundary limits of said City. Such for-hire vehicles shall include taxicabs, vehicles for charter, jitneys, nonemergency medical vehicles, sightseeing vehicles, and LSVs.

(o) "Chief Executive Officer" shall mean the Chief Executive Officer of MTS or his or her designated representative.

(p) "Group ride" shall mean shared use of a taxicab or LSV where a group of related passengers enter at the same point of origin and disembark at the same destination and pay a single fare for the trip.

(q) "Hearing officer" shall mean any person or entity that meets the requirements of this ordinance and that has been retained to conduct administrative hearings.

(r) "Jitney" shall mean every vehicle which:

(1) Transports passengers or parcels or both over the public streets of the City;

(2) Follows a fixed route of travel between specified points with the fare based on a per capita charge established in its permit; and

(3) Is made available to boarding passengers at specified locations along its route on a variable schedule.

(s) "Medallion" shall mean the numbered plate, sticker, or decal issued by MTS to the permit holder which is displayed on a for-hire vehicle to indicate the authorized use or uses of that vehicle.

(t) "MTS" shall mean the San Diego Metropolitan Transit System Board, a public agency created pursuant to Public Utilities Code Section 120050 et seq.

(u) "MTS inspector" shall mean those individuals, regardless of job title, who are authorized by the Board, by ordinance, to enforce the provisions of this Ordinance.

(v) "Nonemergency medical vehicle" shall mean every vehicle which:

(1) Transports physically and/or mentally disabled persons, regardless of whether who require supervision and/or specialized transportation equipment or assistance is needed, -for primarily medical purposes related to the disability, and such persons' attendants, over the public streets of the City. Medical purposes is defined as providing transportation services to or from the following places: hospitals, convalescent homes, retirement homes, homes receiving funding for the board and care of residents living in those homes, medical or rehabilitation clinics, senior citizen centers, and any other like social service category, over the public streets of the City. It shall be the responsibility of the transportation provider to determine if the service is primarily for medical purposes.

(w) "Operate" or "Operating" shall refer to the solicitation or acceptance of a fare within City limits for compensation or providing passenger transportation for compensation, regardless if such compensation is obtained from the passenger or a third party. It shall also include, as the context may require, the act of driving, managing or directing the utilization of one or more for-hire vehicles.

(x) "Owner" shall mean the person, partnership, association, firm or corporation that is the registered owner of any for-hire vehicle and that holds the right to use the vehicle for its advantage.

(y) "Passenger" shall mean every occupant other than the driver of the for-hire vehicle.

(z) "Permit" shall mean the authority under which a person, firm, partnership, association, or corporation may operate a for-hire vehicle as a business.

(aa) "Permit holder" shall mean any person or approved entity operating a business under a for-hire vehicle permit.

(bb) "Shared ride" shall mean nonexclusive use of a for-hire vehicle by two or more unrelated passengers traveling between different points of origins and/or destination, and traveling in the same general direction.

(cc) "Shifts" shall mean the minimum number of hours a permit holder or driver operates a for-hire vehicle.

(dd) "Sightseeing vehicle" shall mean every vehicle which:

(1) Transports passengers for sightseeing purposes of showing points of interest over the public streets of the City; and

(2) Charges a fee or compensation therefor; regardless of whether any fee or compensation is paid to the driver of such sightseeing vehicle, either by the passenger or by the owner or by the person who employs the driver or contracts with the driver or hires such sightseeing vehicle with a driver to transport or convey any passenger; and irrespective of whether or not such driver receives any fee or compensation for his or her services as driver.

(ee) "Stands" shall mean public areas designated for specific use of for-hire vehicles.

(ff) "Street" shall mean any place commonly used for the purpose of public travel.

(gg) "Taxicab" shall mean every vehicle other than a vehicle-for-charter, a jitney, a nonemergency medical vehicle, a sightseeing vehicle, or LSV which:

(1) Transports passengers or parcels or both over city public streets.

(2) Is made available for hire on call or demand through "cruising," at taxi stands or by telephone to destination(s) specified by the hiring passenger.

(hh) "Taximeter" shall mean any instrument, appliance, device, or machine by which the charge for hire of a passenger-carrying vehicle is calculated, either for distance traveled or time consumed, or a combination of both, and upon which such charge is indicated by figures.

(ii) "Vehicle" is a device by which any person or property may be propelled, moved, or drawn upon a street, excepting a device moved exclusively by human power or used exclusively upon stationary rails or tracks.

(Section 1.1 amended 5/12/2016)

(Section 1.1 amended 8/7/2003)

(Section 1.1 amended 11/14/2002)

(Section 1.1 amended 6/24/1999)

(Sections 1.1(d), 1.1(R)(1) amended 6/22/1995)

(Section 1.1 amended 1/12/1995)

(Section 1.1 amended 6/27/1991; effective 7/27/1991)

(Section 1.1 amended 5/23/1991; effective 6/23/1991)

Section 1.2 - Operating Permits

(a) No person shall engage in the business of operating any for-hire vehicle or in the business of providing any vehicle for the operation of vehicle for-hire services within the cities without first having obtained an operating permit from the Chief Executive Officer or his designated representative, which permit has not been revoked, suspended or otherwise canceled or terminated by operation of law or otherwise. A separate permit is required for each for-hire vehicle operated or provided for operation.

(b) An operating permit represents the granting of a privilege to operate a for-hire vehicle within the cities or zones specified by the permit for the purpose of the public convenience and necessity. This privilege may be rescinded at any time by operation of law or otherwise.

(c) A person who obtains an operating permit shall be responsible for the provision of vehicle-for-hire services in accordance with the provisions of this ordinance and shall exercise due diligence to assure that drivers of the permitted vehicles adhere to all pertinent requirements of this ordinance.

(Section 1.2 amended 8/7/2003)

(Section 1.2 amended 11/14/2002)

(Section 1.2 amended 6/24/1999)

Section 1.3 - Application for Permit

(a) All persons applying to the Chief Executive Officer for new permit(s) for the operation of one or more for-hire vehicles shall file with the Chief Executive Officer a proposal to meet San Diego City Council Policy 500-02 requirements, and a sworn application therefore on forms provided by the Chief Executive Officer, stating as follows:

(1) The applicant name, company name (doing business as, mailing and business address (a business address is not a Post Office [PO] Box), and telephone number of the permit applicant;

(2) The number of permitted vehicles actually owned and operated by such owner on the date of application, if any;

(3) The name and address of all legal and registered owner(s) of the vehicle(s);

(4) The name and address of each person with a financial interest in the business which operates the vehicle;

(5) Data sufficient to establish the applicant's financial responsibility;

(6) The number of vehicle(s) for which a permit(s) is desired;

(7) Proof that vehicle(s) meet California Air Resources Board criteria for zero emissions/low emissions, are ADA-compliant, are no older than 10 years of the model age and do not have a "salvage" title, and are equipped with a Global Positioning System (GPS).

(8) The rates of fare which the applicant proposes to charge for vehicle-for-hire services;

(9) A description of the proposed color scheme, insignia, trade style, or any other distinguishing characteristics of the proposed vehicle design;

(10) Where the application is for a limited permit or LSV, a detailed description of the geographic area in which said permit shall be in existence; and

(11) Such other information as the Chief Executive Officer may in his or her discretion require.

(12) Provide evidence of at least six-months' experience driving a taxicab, transportation network vehicle, charter party carrier services, or similar service oriented transportation or managing a demand responsive transportation service, or similar service oriented business.

(13) Provide a customer service and a customer complaint plan.

(14) Provide a plan for administrative functions, vehicle maintenance, and off-street storage for vehicle when not in use.

(15) Provide a radio service plan incorporating 24 hour staffing and computerized dispatch utilizing GPS technology.

(b) The applicant shall also submit, with the application, a nonrefundable application fee prior to the permit approval. Upon issuance of the permit, the applicant shall also pay an initial nonrefundable permit vehicle regulatory fee to be determined by the Chief Executive Officer in order to recover the cost of processing such applications.

(Section 1.3 amended 2/12/2015)

(Section 1.3 amended 11/15/2012)

(Section 1.3 amended 8/7/2003)

(Section 1.3 amended 11/14/2002)

Section 1.4 - Issuance of Permit

(a) Based on San Diego City Council Policy 500-02 requirements, the Chief Executive Officer shall determine the number of permits to be granted any applicant(s) and approve permits for any applicant(s) subject to such conditions as the Board and San Diego City Council Policy 500-02 may deem advisable or necessary in the public interest. Before a permit may be approved, the applicant shall pay an initial regulatory fee in an amount to be determined by the Chief Executive Officer.

(b) The Chief Executive Officer shall deny the approval of a permit upon making a finding:

(1) That the applicant is under twenty-one (21) years of age; or

(2) That within the five (5) years immediately preceding the processing of the application, the applicant has been convicted of, or held by any final administrative determination to have been in violation of any statute, ordinance, or regulation reasonably and rationally pertaining to the same or similar business operation which would have resulted in suspension or revocation of the permit in accordance with Section 1.13 of this Ordinance. For purposes of this section, a plea or verdict of guilty, a finding of guilty by a court, a plea of nolo contendere or a forfeiture of bail shall be deemed a conviction; or

(3) That the applicant provided false information of a material fact in an application within the past five (5) years.

(c) All permits issued after April 1, 2015 shall be renewable annually upon evidence San Diego City Council Policy 500-02 requirements are being met, and payment of a regulatory fee in an amount and on a date to be determined by the Chief Executive Officer.

(d) No permit issued after April 1, 2015 shall be approved or renewed for any person who has not fully complied with all of the requirements of this Ordinance, San Diego City Council Policy 500-02, and all other applicable laws and/or regulations necessary to be complied with before commencement of the operation of the proposed service.

(e) Permits held prior to April 1, 2015 by corporations and LLCs shall meet all of the screening criteria included in San Diego City Council Policy 500-02 by February 12, 2020. However, upon issuance of any new permits to said corporation or LLC, or upon the transfer of a permit to said corporation or LLC, the corporation or LLC shall need to be in compliance with requirements of this Ordinance and San Diego City Council Policy 500-02 for the new permit(s).

(f) When the permit has been approved and upon determination by the Chief Executive Officer that the color scheme and the company name (doing business as) are sufficiently distinctive so as not to cause confusion with other for-hire vehicles already operating, and that the for-hire vehicle, after appropriate inspection, meets the requirements of this Ordinance, the Chief Executive Officer will issue a numbered medallion(s) to be affixed to the for-hire vehicle.

(Section 1.4 amended 2/12/2015)

(Section 1.4 amended 11/15/2012)

(Section 1.4 amended 11/14/2002)

Section 1.5 - Transfer and Administration of Permits

(a) Each permit issued pursuant to the provisions of this section is separate and distinct and shall be transferable from the permit holder to another person or entity only with the approval of the Chief Executive Officer, and upon meeting the requirements of this Ordinance and San Diego City Council Policy 500-02 including, but not limited to:

(1) Provide evidence of at least six-months' experience driving a taxicab, transportation network vehicle, charter party carrier services, or similar service oriented transportation or managing a demand responsive transportation service, or similar service oriented business.

(2) Vehicle(s) must meet California Air Resources Board criteria for zero emissions/low emissions, be ADA-compliant, be equipped with a Global Positioning System (GPS), be no older than 10 years of the model age and not have a "salvage" title.

(3) Provide a customer service plan that demonstrates, a requirement for drivers to accept credit cards, detailed record keeping of all calls for service, trips provided, and a customer service complaint resolution plan.

(4) Provide a plan for administrative functions, vehicle maintenance, and off-street storage for vehicle when not in use.

(5) Provide a radio service plan incorporating 24 hour staffing and computerized dispatch utilizing GPS technology.

(b) Permits held prior to April 1, 2015 shall be in compliance with San Diego City Council Policy 500-02 Screening Criteria by February 12, 2020. Whenever a corporation or LLC is issued any new permits, then it shall be in compliance with requirements of this Ordinance and San Diego City Council Policy 500-02.

(c) The proposed transferee shall file with the Chief Executive Officer a sworn application for the transfer and shall comply with the requirements of Section 1.3. The permit holder shall certify in writing that the permit holder has notified the proposed transferee of the requirements of this section pertaining to the transfer of a permit. Whenever an application for a transfer of permit is filed, the Chief Executive Officer shall process the application for transfer in accordance with Section 1.4 of this Ordinance.

(d) The Chief Executive Officer shall charge regulatory fees to affect the full cost recovery of activities associated with the administration, regulation, issuance, or transfer of for-hire vehicle permits and associated records.

(1) Changes in fee schedules affecting permits shall be mailed to all permit holders. Changes shall be effective thirty (30) calendar days thereafter.

(2) Any person objecting to a particular fee or charge may file, within ten (10) days of the mailing of such changes, an appeal for review with the Chief Executive Officer who shall thereafter process it in accordance with Section 1.17; provided, however, that the sole issue to be determined on review is whether the fee or charge exceeds the reasonable costs for personnel salaries and administrative overhead associated with the particular administrative service or function.

(Section 1.5 amended 2/12/2015)

(Section 1.5 amended 8/7/2003)

(Section 1.5 amended 11/14/2002)

Section 1.6 - Blank

The text of Section 1.6 is deleted in its entirety effective February 12, 2015.

(Section 1.6 deleted 2/12/2015)

(Section 1.6 amended 11/14/2002)

Section 1.7 - Blank

The text of Section 1.7 is deleted in its entirety effective October 24, 1998.

(Section 1.7 was deleted 9/24/1998)

Section 1.8 - Equipment and Operating Regulations

(a) No medallion shall be issued for a vehicle unless the vehicle conforms to all the applicable provisions of this Ordinance.

(b) The privilege of engaging in the business of operating a for-hire vehicle in a City granted in the permit is personal to the permit holder, who must be the owner of the for-hire vehicle. The rights, requirements, and responsibilities which attach to the permit remain with the holder at all times the for-hire vehicle is operated under the authority of the permit. These rights, requirements and responsibilities, which include, but are not limited to, the requirements of this Ordinance, will remain unaffected by any agreement or contractual arrangement between the permit holder and those persons who operate for-hire vehicles, irrespective of the form or characterization of the agreement under which the driver operates the for-hire vehicle.

(c) The permit holder shall maintain a business address, a mailing address where he or she can accept mail directed to his or her company, and a business telephone in working order which must be answered during normal business hours, Monday through Friday, and during all hours of operation. The permit holder shall, in the case of any change in his or her business address, mailing address, or business telephone, notify the Chief Executive Officer in writing of such change within forty-eight (48) hours of the effective date of this change.

(d) Before a for-hire vehicle is placed in service and at least annually thereafter, the for-hire vehicle shall be delivered to a place designated by the Chief Executive Officer for inspection. All new permit holders are required to observe at least one full vehicle inspection as part of the initial permit issuance. MTS inspectors shall inspect the for-hire vehicle and its equipment to ascertain whether the vehicle complies with the provisions of this Ordinance. Failure to produce the vehicle for inspection shall be cause for suspension or revocation of the permit for such vehicle.

(e) Any MTS inspector or peace officer, after displaying proper identification, may make reasonable and periodic inspections of any for-hire vehicle operating under an MTS permit for the purpose of determining whether the vehicle is in compliance with the provisions of this Ordinance.

(f) Any for-hire vehicle which fails to meet the requirements of the California Vehicle Code or this section after inspection shall be immediately ordered out-of-service by an MTS inspector or Peace Officer if it is unsafe for service. Ordering a vehicle out-of-service does not constitute a suspension or revocation of the permit. A vehicle is deemed unsafe for service when any of the following conditions exists:

- (1) Tires fail to meet the requirements of the California Vehicle Code;
- (2) Headlights, taillights or signal lights are inoperable during hours of darkness (sunset to sunrise);
- (3) Windshield wipers are inoperable during rain conditions;
- (4) Meter is not working, the meter displays signs of or the tampering, the seal is broken, the County of San Diego seal is more than thirteen (13) months old from the date of issuance, or a Service Agent's temporary seal is more than ninety (90) days old from the date of issuance;
- (5) Brakes, brake lights or brake system are inoperable or otherwise fail to meet the requirements of the California Vehicle Code;
- (6) Excessive play in steering wheel exceeding three (3) inches;
- (7) Windshield glass contains cracks or chips that interfere with driver's vision;
- (8) Any door latch is inoperable from either the interior or exterior of the vehicle;
- (9) Any seat is not securely fastened to the floor;
- (10) Seat belts, when required, fail to meet requirements of the California Vehicle Code;
- (11) Either side or rearview mirrors are missing or defective; and
- (12) Any vehicle safety system light is activated; and
- (13) Any other condition which reasonably and rationally pertains to the operating safety of the vehicle or to passenger or pedestrian safety.

(g) If the vehicle is not unsafe but is unsuitable or otherwise in violation of this Ordinance, or any vehicle condition/equipment section of the California Vehicle Code, the operator or permit holder,

as appropriate, shall be subject issued to a notice to correct said violation within seventy-two (72) hours
correction notice.

(1) Failure to correct such violation within the seventy-two (72) hours shall then be cause to order the vehicle out-of-service. When a vehicle is ordered out-of-service, the medallion shall be immediately removed.

(2) Before the vehicle may again be placed in service, the violation shall be corrected and the vehicle shall be inspected by an MTS inspector.

(3) The medallion shall be reaffixed when the MTS inspector finds that the vehicle meets prescribed standards.

(h) The interior and exterior of the for-hire vehicle shall be maintained in a safe and efficient operating condition, and meet California Vehicle Code requirements and the requirements of this Ordinance at all times when in operation. The following minimum vehicle standards must be maintained to comply with this section:

(1) Wheels. Hubcaps or wheel covers shall be on all wheels for which hubcaps or wheel covers are standard equipment.

(2) Body Condition. There shall be no tears or rust holes in the vehicle body and no loose pieces hanging from the vehicle body. Fenders, bumpers, and light trim shall be securely fixed to the vehicle. No extensive unrepaired body damage shall be allowed. The vehicle shall be equipped with front and rear bumpers. The exterior of the vehicle shall be maintained in a reasonably clean condition so as not to obscure the approved color scheme and/or vehicle markings.

(3) Paint. The vehicle shall be painted and marked in accordance with the color scheme approved under Section 1.4 (f) of this Ordinance. Paint and markings may not be faded or deteriorated in such a manner as to preclude immediate recognition of the approved color scheme.

(4) Lights. Headlights shall be operable on both high and low beam. Taillights, parking lights, signal lights, and interior lights shall all be operable.

(5) Wipers. Each vehicle shall be equipped with adequate windshield wipers maintained in good operating condition.

(6) Brakes. Both the parking and hydraulic or other brake system must be operable.

(7) Steering. Excessive play in the steering mechanism shall not exceed three (3) inches free play in turning the steering wheel from side to side.

(8) Engine. The engine compartment shall be reasonably clean and free of uncontained combustible materials.

(9) Mufflers. Mufflers shall be in good operating condition.

(10) Windows. The windshield shall be without cracks or chips that could interfere with the driver's vision. All other windows shall be intact and able to be opened and closed as intended by the manufacturer. The windows and windshield shall be maintained in a reasonably clean condition so as not to obstruct visibility.

(11) Door Latches. All door latches shall be operable from both the interior and exterior of the vehicle.

(12) Suspension. The vehicle's suspension system shall be maintained so that there are no sags because of weak or broken springs or excessive motion when the vehicle is in operation because of weak or defective shock absorbers.

(13) Seats. All seats shall be securely fastened. Seat belts, when required by the California Vehicle Code, shall be installed. The upholstery shall be free of grease, holes, rips, torn seams, and burns.

(14) Interior. The interior of each vehicle and the trunk or luggage area shall be maintained in a reasonably clean condition, free of foreign matter, offensive odors, and litter. The seats shall be kept reasonably clean and without large wear spots. The door handles and doors shall be intact and clean. The trunk or luggage area shall be kept empty except for spare tire and personal container for the driver not exceeding one (1) cubic foot in volume and emergency equipment, to allow maximum space for passenger luggage and belongings.

(i) Each for-hire vehicle except taxicabs shall contain:

(1) A fire extinguisher of the dry chemical or carbon dioxide type with an aggregate rating of at least 5 B/C units and a current inspection card affixed to it.

(2) A minimum of three (3) red emergency reflectors.

(3) A first-aid kit containing medical items to adequately attend to minor medical problems.

(j) In the event that a for-hire vehicle for which a permit has been approved is taken out of service, the permit holder may utilize a spare for-hire vehicle which has been duly inspected by an MTS inspector and approved prior to use. The permit holder must immediately inform an MTS inspector when a spare for-hire vehicle is in use and the location of the disabled vehicle. The spare vehicle will be issued a "spare vehicle" sticker which must be affixed to the left rear portion of the for-hire vehicle for which it is approved, in plain view from the rear of the for-hire vehicle. The permit holder may utilize one (1) spare for-hire vehicle for a period not to exceed sixty (60) days. This subsection shall not be construed, nor deemed to replace, those provisions in this Ordinance which apply to permanent replacement of a for-hire vehicle.

(k) The medallion issued to the permit holder must be affixed by an MTS inspector on the for-hire vehicle for which the permit is approved in plain view from the rear of the for-hire vehicle. The permit holder must immediately report the loss, destruction, or defacing of a medallion to the Chief Executive Officer. Except as provided in Subsection (j), it shall be unlawful to operate a for-hire vehicle without the medallion affixed and visible.

(l) There shall be displayed in the passenger compartment of each for-hire vehicle between the sun visors, in full view of the passengers in the front and rear seats, a card not less than ten (10) inches wide by six (6) inches high in size. Posted on this card, utilizing "Universe" font in black ink on white background, shall be:

1) The first line of the card, 3/4 inch in height, shall say one of the following according to permit type: TAXICAB, SIGHTSEEING, CHARTER, NONEMERGENCY, LOW-SPEED VEHICLE, OR JITNEY LOST AND FOUND.

2) Below this, the card shall include the vehicle medallion number in three-inch numerals.

3) Below the medallion number, the name, address, and phone number of the MTS Taxicab Administration and the permit holder and/or permit holder trade name shall be printed, 1/4-inch in height.

4) No other signs, markings, lettering, decals, or any type of information shall be displayed within 18 inches around the above sign.

5) No other signs, markings, lettering, decals or any type of information except the rates of fare and the tire size specifications required by San Diego County Weights and Measures shall be posted within the area 18 inches around the taxicab meter.

(m) There shall be carried either on the person of the driver or in each for-hire vehicle, a map of the City, published within the past two (2) years, which shall be displayed to any passenger upon request.

(n) The rates of fare charged for for-hire vehicle services shall be clearly displayed in the passenger compartment.

(o) Each for-hire vehicle licensed to operate in the City shall have located in a convenient place on the passenger side dashboard area a driver identification card provided by the County of San Diego Sheriff or the Chief Executive Officer. The driver identification card shall have no alterations or information covered. The driver identification card shall be visible to passengers, peace officers and MTS inspectors so they can easily view the driver identification card from either inside or outside the vehicle. The driver identification card shall in the driver's compartment, in full view of the passengers, a container of type and design approved by the Chief Executive Officer. The container shall contain a card provided by the Sheriff of the County of San Diego or by the Chief Executive Officer. The card shall be visible to passengers and shall bear the following information:

- (1) The number of the license of the driver;
- (2) The name and business address of the driver;
- (3) The name of the owner of the vehicle; and
- (4) A small photograph of the driver.

(p) Each for-hire vehicle shall be equipped with a rearview mirror affixed to the right side of the vehicle, as an addition to those rearview mirrors otherwise required by the California Vehicle Code.

(q) The driver shall offer each passenger a printed receipt upon payment of the fare. The receipt shall accurately show the date, the amount of the fare, the driver's name and ID number, the taxicab number, the company (DBA) name, and the radio service name with phone number.

(r) All disputes to fare shall be determined by the peace officer or MTS inspector most readily available where the dispute is had. It shall be unlawful for any person to fail or refuse to comply with such determination by the peace officer or MTS inspector.

(s) It is unlawful for any person to refuse to pay the lawful fare of a for-hire vehicle after employing or hiring the same.

(t) The driver of any for-hire vehicle shall promptly obey all lawful orders or instructions of any peace officer, fire fighter, or MTS inspector.

(u) No driver of any for-hire vehicle shall transport any greater number of persons, including the driver, than the manufacturer's rated seating capacity for the vehicle.

(v) It shall be unlawful for any person to solicit business for a for-hire vehicle by making a contract or agreement with any owner of any hotel, apartment house, motel, inn, rental units, restaurant, or bar, or with the agent or employees of such owner, by which the owner, agent or employee receives any type of payment or commission for recommending or directing any passenger to a specific for-hire vehicle or company. It shall be unlawful for any permit holder, association, or driver to have or make a contract or agreement with any owner of any hotel, apartment house, motel, inn, rental units, restaurant, or bar, or with the agents or employees of such owner, by which the permit holder, association or driver receives any type of payment or commission for recommending or directing any passenger to an establishment operated by a specific owner.

(w) The driver of a for-hire vehicle shall wear, in a manner clearly visible on their person, an identification card approved by the Chief Executive Officer.

(x) The Board specifically finds that the dress, grooming, and conduct of for-hire vehicle drivers affect the public health and safety, particularly as it relates to visitors and the tourist industry. Therefore, while driving or operating a for-hire vehicle, drivers shall be hygienically clean, well groomed and neat, and suitably dressed. Violations of this subsection are administrative in nature and shall not be the subject of criminal prosecution.

(1) The term "hygienically clean" shall refer to that state of personal hygiene, body cleanliness, and absence of offensive body odor normally associated with bathing or showering on a regular basis.

(2) The term "well-groomed" shall mean that male drivers shall be clean-shaven, except for those parts of the face where a beard or mustache is worn and their hair shall be neatly trimmed; beards or mustaches shall be groomed and neatly trimmed at all times in order not to present a ragged appearance. For all drivers, it shall mean that scalp or facial hair shall be combed or brushed and that all clothing is clean, free from soil, grease and dirt, and without unrepaired rips or tears.

(3) The term "neat and suitably dressed" shall be interpreted to require that a driver shall be fully covered by clothing at a minimum from a point not to exceed four (4) inches above the center of the kneecap to the base of the neck, excluding the arms. Drivers shall wear shoes. It shall not be permissible for any driver to wear as an outer garment any of the following: undershirt or underwear, tank tops, body shirts (see-through mesh), swim wear, jogging or warm-up suits or sweatshirts or similar attire, jogging or bathing shorts or trunks, or sandals. Trouser-type shorts that are no shorter than four inches above the center of the kneecap are permissible.

(y) The color scheme of a for-hire vehicle may not be changed without the prior written permission of the Chief Executive Officer.

(z) For-hire vehicles shall comply with the California Vehicle Code, e.g., not impede traffic, and, where applicable, not operate on streets where posted speed limits are above 35 miles per hour. For-hire vehicle drivers, including taxicab, shall not load or unload passengers in traffic lanes.

(Section 1.8 amended 5/12/2016)

(Section 1.8 amended 2/12/2015)

(Section 1.8 amended 8/7/2003)

(Section 1.8 amended 11/14/2002)

(Section 1.8 amended 9/24/1998)

(Section 1.8 amended 2/13/1997)

(Section 1.8 amended 6/24/1993)

Section 1.9 - Public Liability

(a) It shall be unlawful to operate a for-hire vehicle unless the permit holder establishes and maintains in effect one of the forms of financial responsibility specified in this section.

(1) This requirement may be met by maintaining a valid policy of insurance executed and delivered by a company authorized to carry on an insurance business, the financial responsibility of which company has been approved by the Chief Executive Officer. The terms of the policy shall provide that the insurance company assumes financial responsibility for injuries to persons or property caused by the operation of the for-hire vehicle in an amount determined by the Chief Executive Officer.

(2) The permit holder may also meet this requirement by obtaining a certificate of self-insurance for a specified amount approved by the Board and pursuant to the applicable provisions of the California Vehicle Code.

(b) A valid proof of insurance issued by the company providing the insurance policy required under Subsection (a) (1) of this section shall be filed with and approved by the Chief Executive Officer. This certificate shall provide that MTS is a named certificate holder and shall be placed in each vehicle, per California Vehicle Code Section 16020. It shall also provide that the insurer will notify MTS of any cancellation and that the cancellation notice shall be in writing and shall be sent by registered mail at least thirty (30) days prior to cancellation of the policy. The certificate shall also state:

- (1) The full name of the insurer;
- (2) The name and address of the insured;
- (3) The insurance policy number;
- (4) The type and limits of coverage;
- (5) The specific vehicle(s) insured;
- (6) The effective dates of the certificate; and
- (7) The certificate issue date.

(Section 1.9 amended 9/17/2015)

(Section 1.9 amended 11/14/2002)

Section 1.10 - Financial Ownership and Operating Records: Reporting Requirements

(a) Every person engaged in the business of operating a for-hire vehicle within the City under a permit granted by the Chief Executive Officer shall maintain:

(1) Financial records, including but not limited to the current executed taxicab driver lease agreement that includes all aspects of the business relationship between the permit holder and

the lessee, and written receipts of all payments from lessee in accordance with good accounting practices;

(2) Ownership records; and

(3) Operating records in a form, and at intervals, which shall be determined from time to time by the Chief Executive Officer.

(b) Ownership and operating records shall be made available to the Chief Executive Officer upon demand at any reasonable time. The permit holder shall retain operating records for a minimum of six (6) months from the date the records are created.

(c) For purposes of this section, ownership records shall include, but are not limited to, the following:

(1) Copies of the Articles of Incorporation as filed with the Secretary of State of California;

(2) Records identifying all corporate officers and members of the corporation's Board of Directors. A corporation shall report any change in corporate officers or members of its Board of Directors to MTS within ten (10) days of the effective date.

(3) A stock register recording the issuance or transfer of any shares of the corporate stock; and

(4) The registration cards issued by the State of California Department of Motor Vehicles to the vehicle owner for all for-hire vehicles operated under the authority of an MTS for-hire vehicle permit. Valid proof of registration shall be maintained in the vehicle at all times.

(d) For purposes of this section, operating records shall include, but are not limited to, the following:

(1) Typed or written dispatch records for taxicab or LSV companies which operate their own radio dispatch service;

(2) Any logs which a for-hire vehicle driver keeps describing the trips carried by a for-hire vehicle other than a taxicab;

(3) Copies of the daily trip log required by taxicab or LSV drivers under Section 2.4 (pg); and

(4) Any other similar records.

(e) Between January 1 and December 31 of each calendar year, every permit holder shall file with the Chief Executive Officer a signed statement which shall report and attest to the accuracy of the following information:

(1) The individual name(s), business name, business address, and telephone number of the permit holder(s);

(2) The name and address of all legal and registered owner(s) of the for-hire vehicle(s);

(3) The name and address of each person with a financial interest in the business which operates the vehicle(s); and

(4) The year, manufacturer, model, vehicle identification number, license plate, and medallion number affixed to the permitted vehicle(s).

(f) If the permit holder is an individual, the permit holder must appear in person in the offices of MTS to file the statement; if the permit holder is a partnership, one of the partners must appear in person in the offices of MTS to file the statement; if the permit holder is a corporation or LLC, an officer of the corporation, or a member of the LLC, authorized to represent the company, must appear in person in the offices of MTS to file the statement and provide evidence San Diego City Council Policy 500-02 requirements are being met.

(Section 1.10 amended 5/12/2016)

(Section 1.10 amended 2/12/2015)

(Section 1.10 amended 8/7/2003)

(Section 1.10 amended 11/14/2002)

(Section 1.10 amended 6/24/1993)

Section 1.11 - Destruction, Permanent Replacement or Retirement of For-Hire Vehicles

(a) Whenever a for-hire vehicle is destroyed, rendered permanently inoperative, is sold, or the permit holder is no longer the owner of the for-hire vehicle, the permit holder shall notify the Chief Executive Officer in writing within forty-eight (48) hours.

(b) A replacement vehicle must be placed in service within sixty (60) days of the date the original vehicle is removed from service unless prior written permission has been obtained from the Chief Executive Officer. It is the intent of this section that the Chief Executive Officer, in granting such permission, gives due consideration to the operating situation of the permit holder on a case-by-case basis.

The following guidelines are to be used in granting permission for a permit holder to take longer than sixty (60) days in placing a replacement vehicle in service.

(1) The permit holder must submit a written request for an extension of time, stating the specific reason(s) additional time is required and identifying a plan and timetable for placing the replacement vehicle in service. Written documents sufficient to substantiate the factual information contained in the request should also be submitted.

(2) The plan and timetable submitted must reflect a reasonable approach for placing the vehicle in service within the shortest possible time frame.

(3) An additional period of time, not to exceed sixty (60) calendar days, may be granted to a permit holder in case of severe personal illness or other similar hardship.

(4) An additional period of time, not to exceed thirty (30) calendar days, may be granted to a permit holder in case of extensive vehicle repairs or other similar reasons.

(5) No extensions will be granted to any permit holder who is unable to meet the basic operational costs, including liability insurance, regulatory fees, and normal maintenance and repairs of operating a for-hire vehicle.

(6) No more than one (1) extension will be granted for each vehicle in a single twelve (12) month period.

(c) The Chief Executive Officer shall, as a matter of owner right, allow the replacement of a vehicle which is destroyed, rendered inoperative, sold or transferred, provided that the permit holder has complied with, and the for-hire vehicle is in conformance with, all applicable provisions of this Ordinance. An owner must remove the markings from the vehicle that indicate it is a taxicab or LSV before the owner disposes of it.

(d) When a permit holder retires any for-hire vehicle or vehicles from service and does not replace them within sixty (60) days, the permit for each such retired for-hire vehicle shall be considered abandoned and will be void. The permit holder shall immediately surrender each related medallion to the Chief Executive Officer. Such abandoned permits may not be restored by any means other than through application for new permits in the manner provided in this Ordinance.

(Section 1.11 amended 8/7/2003)

(Section 1.11 amended 11/14/2002)

(Section 1.11 amended 2/13/1997)

Section 1.12 - Driver's Identification Cards

(a) No person shall drive or operate any for-hire vehicle under the authority of a permit granted under this Ordinance unless such person has and displays a valid driver's identification card obtained annually through the Sheriff of the County of San Diego.

(b) No permit holder shall employ as a for-hire vehicle driver or operator any person who has not obtained a for-hire vehicle driver's identification card through the Sheriff of the County of San Diego.

(c) No permit holder shall employ as a driver or operator any person whose privilege to operate a for-hire vehicle within the City has expired, or has been revoked, denied or suspended or prohibited.

(d) A driver may drive for more than one permit holder. The driver must, however, have on file with and accepted by the Sheriff of the County of San Diego, a separate application on forms provided by the Sheriff, for each permit holder with whom he has a current driving agreement. A driver may have on file with the Sheriff a maximum of four (4) such applications at any one time. It shall be unlawful for a driver to accept or solicit passengers for hire in the City while operating the taxicab or LSV of any permit holder for whom the driver does not have such an application on file with the Sheriff.

(e) No person shall drive or operate any for-hire vehicle, except nonemergency medical, under the authority of a permit granted under this Ordinance unless such person has successfully completed an MTS-approved driver training course concerning driver safety, rules, and regulations. Map reading, crime prevention, courtesy and professionalism and a corresponding qualification examination.

(f) No person who has received a notice of prohibition pursuant to Section 1.14, or whose privilege to operate a for-hire vehicle within the City has expired, or has been suspended, revoked or denied by the Sheriff or the Chief Executive Officer shall drive or operate a for-hire vehicle within the City.

(g) No for-hire vehicle driver's identification card shall be issued or renewed to any of the following persons:

(1) Any person under the age of twenty-one (21) years.

(2) Any person who has been convicted of a felony involving a crime of force or violence against any person, or the theft of property, unless five (5) years have elapsed since his or her discharge from a penal institution or satisfactory completion of probation for such conviction during which period of time his or her record is good.

(3) Any person who has been convicted of assault, battery, resisting arrest, solicitation of prostitution, any infraction, misdemeanor, or felony involving force and violence, or any crime reasonably and rationally related to the paratransit industry or any similar business operation which bears upon the integrity or ability of the driver to operate a for-hire vehicle business and transport passengers, unless five (5) years shall have elapsed from the date of discharge from a penal institution or the satisfactory completion of probation for such conviction.

(4) Any person who, within the five (5) years immediately preceding the processing of the application, has been convicted of or held by any final administrative determination to have been in violation of any statute, ordinance, or regulation reasonably and rationally related to the for-hire vehicle industry or any similar business operation which would have authorized the suspension or revocation of the driver's identification card in accordance with Section 1.14 of this Ordinance.

(5) Any person who is required to register as a sex offender pursuant to the California Penal Code.

(6) Any person who has provided false information of a material fact in their application within the past five (5) years.

(7) No person shall obtain or renew a driver's identification card unless such person has successfully completed a personal safety training course approved by the Chief Executive Officer.

(8) When a driver permanently no longer drives for an MTS Taxicab Administration permit holder, the permit holder shall report this to the Sheriff's Department within 10 calendar days.

(h) The Sheriff is authorized to issue temporary for-hire vehicle driver identification cards pending the approval or denial of an application for a regular for-hire vehicle driver identification card. No temporary for-hire vehicle driver identification card shall be issued without the satisfactory completion of a local law enforcement agency record check of the applicant. Any temporary identification card so issued shall be valid for a period not to exceed ninety (90) days or until the date of approval or denial of the application for a regular for-hire vehicle driver identification card, whichever shall occur first. The issuance of a temporary identification card hereunder shall not authorize the operation of a for-hire vehicle following the denial of the application while pending the resolution of any appeal otherwise provided for in Section 1.16 of this Ordinance.

(1) The Sheriff or the Chief Executive Officer shall establish nonrefundable filing fees to defray the costs of processing regular and temporary driver identification cards.

(Section 1.12 amended 5/12/2016)

(Section 1.12 amended 11/15/2012)

(Section 1.12 amended 8/7/2003)

(Section 1.12 amended 11/14/2002)

(Section 1.12 amended 9/24/1998)

(Section 1.12 amended 10/30/1997)
(Section 1.12 amended 11/9/1995)

Section 1.13 - Suspension and Revocation of Permit

(a) Permits may be suspended or revoked by the Chief Executive Officer at any time in case:

(1) The Chief Executive Officer finds the permit holder's past record to be unsatisfactory with respect to satisfying the provisions of this Ordinance.

(2) The permit holder fails to comply with the applicable provisions of this Ordinance.

(3) The drivers of the for-hire vehicle or vehicles fail to act in accordance with those provisions of this Ordinance which govern driver actions. The permit holder shall have strict liability in this regard; however, this provision shall not restrict the Chief Executive Officer's ability to penalize a driver for violations of those provisions of this Ordinance which govern driver actions.

(4) The owner shall cease to operate any for-hire vehicle for a period of sixty (60) consecutive days without having obtained written permission for cessation of such operation from the Chief Executive Officer. It is the intent of this section that the Chief Executive Officer, in granting such permission, gives due consideration to the operating situation of the permit holder on a case-by-case basis.

The following guidelines are to be used in granting permission for a permit holder to cease operating a for-hire vehicle for a period longer than sixty (60) days.

(a) The permit holder must submit a written request for an extension of time, stating the specific reason(s) additional time is required and identifying a plan and timetable for placing the vehicle back in service. Written documents sufficient to substantiate the factual information contained in the request should also be submitted.

(b) The plan and timetable submitted must reflect a reasonable approach for placing the vehicle back in service within the shortest possible time frame.

(c) An additional period of time, not to exceed sixty (60) calendar days, may be granted to a permit holder in case of severe personal illness or other similar hardship.

(d) An additional period of time, not to exceed thirty (30) calendar days, may be granted to a permit holder in case of extensive vehicle repairs or other similar reasons.

(e) No extension will be granted to any permit holder who is unable to meet the basic operational costs including liability insurance, regulatory fees, and normal maintenance and repairs of operating a for-hire vehicle.

(f) No more than one (1) extension in time will be granted for each vehicle permit in a single twelve (12) month period.

(5) The for-hire vehicle or vehicles, if operated as other than a taxicab, are operated at a rate of fare other than those fares on file with the Chief Executive Officer.

(6) The for-hire vehicle or vehicles, if operated as a taxicab or LSV, are operated at a rate of fare greater than those fares on file with the Chief Executive Officer or posted on the taxicab or LSV pursuant to Section 2.2 (b) of this Ordinance.

(7) The for-hire vehicle or vehicles, if operated as a taxicab or LSV, are operated at a rate of fare greater than current maximum rate established by the Board pursuant to Section 2.2(a) of this Ordinance.

(8) The permit holder fails to begin operating the for-hire vehicle for which the permit is first approved within ninety (90) days after the approval date.

(9) The permit holder has been convicted of assault, battery, resisting arrest, solicitation of prostitution, any infraction, misdemeanor, or felony involving force and violence, or any crime reasonably and rationally related to the paratransit industry or any similar business operation which bears upon the integrity or ability of the applicant or permit holder to operate a for-hire vehicle business and transport passengers, unless five (5) years shall have elapsed from the date of discharge from a penal institution or the satisfactory completion of probation for such conviction.

(10) The permit holder has been convicted of a crime that would require a person to register as a sex offender under the California Penal Code. For purposes of this section, a plea or verdict of guilty, a finding of guilt by a court, a plea of nolo contendere or a forfeiture of bail shall be considered a conviction.

(a) A permit holder shall be notified in writing within 10 working days when a credible complaint has been filed with the Chief Executive Officer by a member of the public where such complaint involves the permit holder, the driver of the permitted for-hire vehicle, or the radio service to which the permit holder is subscribed. It shall be the responsibility of the permit holder to investigate the complaint and report in writing to the Chief Executive Officer within 30 days the result of the investigation and any corrective action taken or proposed. Where the complainant has agreed to the sharing of their identity, the results of the investigation, findings, and actions shall be communicated to the complainant.

(b) In the event the Chief Executive Officer finds a permit holder has failed to responsibly respond to notification of complaints or to initiate corrective action, the Chief Executive Officer shall issue a notice of proposed adverse action to the permit holder. If the circumstances of the complaint or subsequent investigation so warrant, the Chief Executive Officer may issue a notice of adverse action to a driver independently of or in conjunction with any adverse action proposed to the permit holder. The Chief Executive Officer shall refer to the Administrative Penalty Guidelines in determining a proposed adverse action.

(c) The permit holder or driver in receipt of a notice of proposed adverse action shall be given the opportunity to appear for an informal hearing before the Chief Executive Officer or his designated representative. Failure to appear will constitute waiver of the hearing. Following the hearing or waiver thereof, the Chief Executive Officer shall issue the notice of adverse action if justified by the facts. If the Chief Executive Officer determines that the performance of the permit holder or driver involves criminal activity or constitutes a serious degradation of the public safety, convenience, or necessity, a notice of adverse action may be issued and the action effected without hearing.

(d) Upon a finding by the Chief Executive Officer that a permit holder falls within the provisions of this section, the permit holder or driver shall be notified that his or her permit has been subjected to an adverse action and that the matter is such that the action may be appealed. In lieu of an action provided for in the Administrative Penalty Guidelines, the Chief Executive Officer may impose a fine or a fine and a period of suspension for any violation(s) of this Ordinance.

(Section 1.13 amended 5/12/2016)

(Section 1.13 amended 8/7/2003)

(Section 1.13 amended 11/14/2002)

(Section 1.13 amended 6/24/1999)

Section 1.14 - Suspension and Revocation of Driver's Identification Cards

(a) Driver's identification cards may be suspended or revoked by the Chief Executive Officer at any time in case:

(1) The Chief Executive Officer finds the driver's past record to be unsatisfactory with respect to satisfying the provisions of this Ordinance; or

(2) The driver fails to comply with the applicable provisions of this Ordinance; or

(3) Circumstances furnish grounds for the denial, suspension, revocation or refusal to renew the driver's identification card by the Sheriff under the terms of the applicable Ordinance of the County of San Diego; or

(4) His/her California Driver's License is revoked or suspended; or

(5) The driver is convicted of reckless driving or driving while under the influence of intoxicating liquors and/or narcotics; or

(6) The driver has been convicted of assault, battery, resisting arrest, solicitation of prostitution, any crime involving force and violence, or reasonably and rationally is related to the ability or integrity of the driver to operate a for-hire vehicle or transport passengers; or

(7) The driver has ever been convicted of a crime that requires registration under the California Penal Code as a sex offender.

(b) For purposes of Subsections (a) (1) through (a) (6) of this section, a plea of nolo contendere, or a forfeiture of bail shall be considered a conviction if it occurred within the five (5) years immediately preceding the date of application for a permit or identification card.

(c) Notwithstanding a driver's possession of a valid taxicab or LSV driver identification card, the Chief Executive Officer may deny, suspend, revoke, or refuse to renew the driver's privilege to operate a for-hire vehicle in the City if the driver falls within the provisions of this section. The Chief Executive Officer shall send a notice of prohibition the date postmarked to operate a taxicab or LSV to any holder of a Sheriff's driver identification card who is ineligible under Subsection (a) to operate a for-hire vehicle within the City limits. The notice of prohibition shall be appealable in accordance with Section 1.16.

(Section 1.14 amended 5/12/2016)
(Section 1.14 amended 8/7/2003)
(Section 1.14 amended 11/14/2002)
(Section 1.14 amended 6/24/1999)

Section 1.15 - Surrender of Medallion

(a) When a permit has been suspended or revoked, the operation of any for-hire vehicle authorized by such permit shall cease, and its medallion surrendered immediately to the Chief Executive Officer.

(Section 1.15 amended 11/14/2002)

Section 1.16 - Right of Administrative Appeal from Denial, Suspension or Revocation of Permit or Driver's Identification Card or Related Adverse Action

(a) The permit holder or driver shall be notified that he or she may file with the Chief Executive Officer a written administrative appeal ten (10) days after delivery of the notice of revocation or suspension, or the denial of a license, permit, or driver's identification card, the notice of prohibition to operate or the imposition of a fine. The permit holder or driver shall set forth in the appeal the reasons why such action is not proper.

(b) If no administrative appeal is filed within the proper time, the permit or driver's identification card shall be considered revoked, suspended or denied, and shall be surrendered, the fine be imposed, as applicable, or the notice of prohibition to operate take effect.

(c) Except as provided in Subsection (d), once an administrative appeal is filed, the revocation or suspension of the permit or driver's identification card, the effect of the notice of prohibition to operate, or the imposition of the fine shall be stayed pending the final determination of the administrative appeal.

(d) If, in the Chief Executive Officer's opinion, the continued operation of a for-hire vehicle or possession of a driver's identification card represents an unsafe condition for any passenger or pedestrian, the revocation or suspension of the related permit, driver's identification card, or the effect of any notice of prohibition to operate shall not be stayed. A revocation or suspension of a permit imposed for failure to comply with Section 1.8 (f) or Section 1.9 is rebuttably presumed to represent an unsafe condition pending the determination of the appeal or the correction of the violation, whichever shall occur first. Notwithstanding, no medallion shall be reaffixed to a vehicle until the violation under Sections 1.8 (f) or 1.9 has been corrected.

(Section 1.16 amended 8/7/2003)
(Section 1.16 amended 11/14/2002)

Section 1.17 - Procedure Upon Administrative Appeal

(a) When an appeal is filed, the Chief Executive Officer shall review the appeal, and based on additional information provided therein, may revise his findings and penalty; in accordance with the additional information provided; or cause the appeal to be assigned to a Hearing Officer, who shall expeditiously schedule the hearing before him/her.

(1) The Chief Executive Officer shall use California Department of General Services, Office of Administrative Hearings Administrative Law Judges as Hearing Officers. The assignment of Administrative Law Judges as Hearing Officers shall be determined by the California Department of General Services, Office of Administrative Hearings. ~~maintain a list of qualified Hearing Officers and shall regularly rotate assignments based on availability of the proposed Hearing Officers.~~

(2) The Hearing Officer ~~shall be appointed by the Chief Executive Officer,~~ shall be a member of the California State Bar, and shall not be an MTS employee.

(b) The appellant and the Chief Executive Officer or designate shall each have the right to appear in person and be represented by legal counsel, to receive notice, to present evidence, to call and cross-examine witnesses under oath, and to present argument.

(c) An appellant may select an individual to interpret for them. MTS will not pay any costs or be held responsible for any aspect of the interpreter's ability to accurately interpret the hearing.

(1) The Hearing Officer shall have the power to compel attendance of witnesses and documents by subpoena, in accordance with state law.

(2) The formal rules of evidence need not apply, and any relevant evidence that is the sort of evidence upon which responsible persons are accustomed to rely in the conduct of serious affairs shall be admissible. Hearsay evidence may be considered by the Hearing Officer, but no findings may be based solely on hearsay evidence unless supported or corroborated by other relevant and competent evidence. The formal exceptions to the hearsay rule shall apply.

(c) The Chief Executive Officer shall promulgate supplementary rules and procedures for the conduct of the hearing, the forms of notice and proceedings, and the preparation and submission of the record.

(d) The decision of the Hearing Officer shall be the final administrative remedy and shall be binding upon the parties to the appeal.

(e) If the Hearing Officer decides to suspend or revoke a permit or driver's identification card, the appellant shall immediately surrender the medallion or driver's identification card to the Chief Executive Officer.

(Section 1.17 amended 5/12/2016)

(Section 1.17 amended 11/15/2012)

Section 1.18 - Exceptions to Provisions

(a) The provisions of this Ordinance do not apply to a vehicle properly licensed under the jurisdiction of the Public Utilities Commission of the State of California (CPUC), or to public transit vehicles owned, operated, or contracted for by the Metropolitan Transit System Board or to a vehicle properly licensed by the State or County as an ambulance.

(c) For compliance purposes, MTS inspectors may inspect all CPUC licensed vehicles, ensure they are not exceeding the authority granted by their license or operating as unlicensed private-hire transportation provider.

(Section 1.18 amended 5/12/2016)
(Section 1.18 amended 11/15/2012)
(Section renumbered to 1.18 9/24/1998)
(Section 1.17 amended 1/12/1995)
(Section 1.17 amended 6/24/1993)

Section 1.19 - Chief Executive Officer's Authority to Adopt Rules and Promulgate a Schedule of Fines

(a) Except where Board action is specifically required in this Ordinance, the Chief Executive Officer may adopt any rules and regulations reasonable and necessary to implement the provisions of this Ordinance. The Chief Executive Officer shall promulgate a schedule of administrative fines and penalties for violations of this Ordinance in lieu of the revocation or suspension of a permit or identification card, a copy of which schedule shall be filed with the Clerk of the Board.

(Section renumbered to 1.19 9/24/1998)

Section 1.20 - Americans with Disabilities Act

(a) Permit holders, vehicles, and drivers are required to comply with the requirements of the federal Americans with Disabilities Act (ADA), and ADA regulations are hereby incorporated into MTS Ordinance No. 11 by reference. A violation of ADA requirements is a violation of this Ordinance and subject to a fine or suspension or revocation or a combination.

(Section renumbered to 1.20 9/24/1998)
(Section 1.19(a) was added 4/10/1997)

SECTION 2.0 - TAXICABS AND/OR LSVs

Section 2.1 - Types of Service

(a) A taxicab or LSV is authorized to provide exclusive ride and group ride service.

(Section 2.0 and 2.1 amended 8/7/2003)

Section 2.2 - Rates of Fare

(a) After a notice and open public hearing of the Taxicab Advisory Committee, MTS shall establish a maximum rate of fare for exclusive ride and group ride hire of taxicabs and/or LSVs except for trips from San Diego International Airport. A permit holder may petition the Board for any desired change in the maximum taxicab or LSV rates for exclusive ride and/or zone rates and group ride hire.

(b) Taxicab trips from San Diego International Airport shall be at a uniform rate of fare. Rates for trips originating at the airport may include an extra charge equal to the Airport Trip Fee assessed against the individual taxicab operator by the San Diego County Regional Airport Authority. The extra may not be charged on any trip that does not originate at the airport or on any trip where the taxicab operator does not pay the fee to the San Diego County Regional Airport Authority. The extra charge may only be charged to the customer by utilizing the extra button on the taxicab meter. A driver may not verbally request payment. All taxicabs utilizing the Airport Trip Fee extra button must have a decal, approved by the Chief Executive Officer and the County of San Diego Office of Weights and Measures. The decal shall identify and accurately describe the extra charge consistent with regulatory requirements.

(c) Each permit holder shall file with the Chief Executive Officer the rates of fare that he/she will charge, which shall not exceed the maximum rate set by the Board pursuant to Section 2.2(a).

(1) Each taxicab permit holder shall have the taximeter set by properly licensed personnel for the rate that he/she will charge and have the taximeter sealed and inspected.

(2) All taxicabs shall accept major credit cards including, but not limited to, VISA, MasterCard, American Express, and Discover. Fees shall not be passed onto passengers.

(3) Each taxicab permit holder shall prominently post rates in dollars-per-mile centered on the upper third part of both rear doors one (1) inch in height utilizing "Univers" or other MTS pre-approved font in black or white lettering to produce maximum contrast adequately spaced for maximum readability.

(4) No other information shall be posted on rear doors.

(d) If a taxicab permit holder desires to change his/her rates of fare, he/she shall file with the Chief Executive Officer the new rates, reset the taximeter, have the taximeter sealed and inspected, and post the revised rates on each side of the taxicab as provided in Subsection (c) of this section.

(e) It shall be unlawful for a permit holder or driver to operate any taxicab in the City, unless the vehicle is equipped with a taximeter that meets the requirements of the State of California.

(1) The taximeter shall be of a style and design approved by the Chief Executive Officer.

(2) The taximeter shall calculate fares upon the basis of a combination of mileage traveled and time elapsed. When operative with respect to fare indication, the fare-indicating mechanism shall be actuated by the mileage mechanism whenever the vehicle is in motion at such a speed that the rate of mileage revenue equals or exceeds the time rate, and may be actuated by the time mechanism whenever the vehicle speed is less than this, and when the vehicle is not in motion.

(3) Waiting time shall include all time when a taxicab occupied or engaged by a passenger is not in motion or is traveling at a speed which is slow enough for the time rate to exceed the mileage rate. Waiting time will also include the time consumed while standing at the direction of the passenger or person who has engaged the taxicab.

(4) It shall be the duty of every permit holder operating a taxicab to keep the taximeter in proper condition so that the taximeter will, at all times, correctly and accurately indicate the charge for the distance traveled and waiting time. The taximeter shall be at all times subject to the charge for the distance traveled and waiting time.

(5) The taximeter shall be at all times subject to inspection by an MTS inspector or any peace officer. The MTS inspector or peace officer is hereby authorized at his or her instance or upon complaint of any person to investigate or cause to be investigated the taximeter, and upon discovery of any inaccuracy in the taximeter, or if the taximeter is unsealed, to remove or cause to be removed the vehicle equipped with this taximeter from the streets of the City until the taximeter has been correctly adjusted and sealed. Before being returned to service, the vehicle and taximeter must be inspected and approved by the Chief Executive Officer.

(6) Any device repairperson who places into service, repairs, or recalibrates a taximeter shall record the tire size and pressure of the drive wheels of that vehicle, as tested, on the repair person's sticker.

(7) It shall be the duty of the permit holder to ensure the proper device repair person's sticker is affixed to the taximeter and to ensure the tires are the proper size.

(f) It shall be unlawful for any driver of a taxicab, while carrying exclusive or group ride passengers, to display the flag or device attached to the taximeter in such a position as to denote that the vehicle is for hire, or is not employed, or to have the flag or other attached device in such a position as to prevent the taximeter from operating. It shall be unlawful for any driver to throw the flag into a position which causes the taximeter to record when the vehicle is not actually employed, or to fail to throw the flag or other device into non-recording position at the termination of each and every service.

(g) The taximeter shall be so placed in the taxicab that the reading dial showing the amount of fare to be charged shall be well-lighted and easily readable by the passenger riding in such taxicab.

(h) It shall be unlawful for any permit holder and/or driver of a taxicab or LSV to demand of a passenger a charge for hire which is greater than the current maximum rate approved by the Board pursuant to Section 2.2 (a) or (b) of this Ordinance.

(i) Except as provided in this section, it shall be unlawful for any permit holder and/or driver to demand of a passenger a charge for hire which is greater than the permit holder's meter rate filed with the Chief Executive Officer pursuant to Sections 2.1 (a), 2.2 (b), or 2.2 (c) of this Ordinance.

(j) Nothing in this Ordinance shall preclude a permit holder or driver from agreeing with prospective passenger(s) to a rate of fare which is less than the permit holder's filed and posted rates of fare if the agreement is entered into in advance of the passenger(s), hiring the taxicab for the trip, except for trips commencing at the Lindbergh Field International Airport.

(Section 2.2 amended 5/12/2016)

(Section 2.2(c)(2) amended 11/15/2012)

(Section 2.2(b) amended 4/19/2012)

(Section 2.2 amended 8/7/2003)

(Section 2.2 amended 5/8/2003)

(Section 2.2 amended 11/14/2002)

(Section 2.2 amended 6/24/1999)

(Section 2.2 amended 9/24/1998; Section 2.2c operative May 1, 1999)

(Section 2.2 amended 10/30/1997)

(Section 2.2 amended 4/10/1997)

Section 2.3 - Equipment and Specifications

(a) No taxicab shall be operated until the taximeter thereon has been inspected, tested, approved and sealed by an authorized representative of the State of California, and thereafter so maintained in a manner satisfactory to the Chief Executive Officer.

(b) Each taxicab shall be equipped with a device which shall plainly indicate to a person outside the taxicab whether the taximeter is in operation or is not in operation.

(c) Exterior Markings

(1) The permit holder's trade name shall be painted or permanently affixed in letters and numerals four (4) inches high all on one line on the upper third part of both front doors utilizing "Univers" or other Chief Executive Officer pre-approved font in black or white lettering to produce maximum contrast adequately spaced for maximum readability. In the event the trade name does not fit on one line utilizing four (4) inch lettering, the trade name lettering must be as large as possible, up to four (4) inches in height, to enable the trade name to fit on one line.

(2) The medallion number shall be painted or permanently affixed, on both front doors, one (1) inch below the permit holder's trade name, six (6) inches high, utilizing "Univers" or other Chief Executive Officer pre-approved font in black or white lettering to produce maximum contrast adequately spaced for maximum readability.

(3) The permit holder's trade name and medallion number shall be painted or permanently affixed on the rear of the taxicab, four (4) inches high, utilizing "Univers" or other Chief Executive Officer pre-approved font in black or white lettering to produce maximum contrast adequately spaced for maximum readability. In the event the rear of the vehicle does not have four inches of vertical space for the trade name and medallion number, the rear lettering may be less than four inches, provided that it is easily readable from a distance of 50 feet.

(4) No other information shall be permitted to be posted on front doors.

(5) Optional Exterior Vehicle Markings. The permit holder has the option of choosing to post any combination of the below-listed five options on his or her taxicab which must be posted only at the specific location and in the size noted and are subject to the Chief Executive Officer's approval.

a) Trade Name Logo. If the permit holder chooses to display his or her trade name logo, the trade name logo shall be posted only on the rear portion of both side rear quarter panels.

b) Radio Service Provider. If the permit holder chooses to display the radio service provider name or logo, the radio service provider name or logo cannot utilize the words "cab" or "taxi." The radio service provider name or logo must be displayed only on the rear portion of both side rear quarter panels.

c) Telephone Number. If permit holder chooses to display a telephone number, the telephone number must be no more than three (3) inches in height and posted only on the top front portion of both front side quarter panels.

d) "Driver Carries Only \$ _____ Change." If the permit holder chooses to post "Driver Carries only \$ _____ Change," postings must be located only on rear quarter panels near the rear door but clear of the rates of fare.

e) "Leased to Driver." If permit holder chooses to post "Leased to Driver," it must be posted only on both side rear quarter panels near the rear door but clear of the rate of fares in lettering no larger than 1 inch.

(6) Body Numbers. If the permit holder chooses to post an internally assigned body number, different from the medallion number, the body number shall be posted in one (1) inch numerals on the front and rear bumpers.

(7) All other exterior vehicle markings are prohibited unless they are directly related to the permit holder's business and pre-approved by the Chief Executive Officer.

(d) All taxicabs shall be equipped and operated so that they may be dispatched by two-way radio communication in response to a telephone or other request for service by a prospective passenger. This requirement may not be met by use of a mobile radio telephone service.

(1) ~~_____~~ (1) Radio must be turned on, and audible to driver, at all times the taxicab is in service.

(2) Other electronic dispatch equipment, such as a cellular phone or tablet, shall be securely mounted within the vehicle in such a way to be visible to peace officers and MTS inspectors and allow for hands-free operation while the vehicle is in motion.

(e) The radio dispatch capability described in paragraph (d) of this section must be provided so as to conform to the regulations of the Federal Communications Commission pertaining to Land Transportation Radio Services. Failure to conform to those regulations will additionally constitute a failure to meet the requirements of this section.

(1) The current valid FCC license shall be on file with MTS.

(2) Taxicab permit holder shall provide current proof the radio has passed inspection by an MTS-approved inspector.

(3) Taxicab radios shall have the capability to receive or transmit only on frequencies specified in the FCC license of the radio service subscribed to by the permit holder.

(f) Radio scanners are not allowed in taxicabs.

(g) Each permit holder shall equip each permitted taxicab with a device capable of electronically processing credit card transactions. The device must be visible to all passengers and must allow the passenger to operate the payment device independently of the driver, without having to hand the credit card to the driver. The device must be electronically linked to the taxicab fare meter.

(Section 2.3 amended 5/12/2016)

(Section 2.3 amended 2/12/2015)

(Section 2.3 amended 11/15/2012)

(Section 2.3 amended 6/27/2002)

(Section 2.3 amended 9/24/1998; Section 2.3c operative May 1, 1999)

(Section 2.3 amended 6/27/1991; effective 7/27/1991)

(Section 2.3 amended 4/10/1997)

Section 2.4 - Operating Regulations

(a) Operating regulations shall be promulgated and adopted from time to time by resolution of the Board. These resolutions will have the force of law and will be published and processed as though set forth in this Ordinance.

(1) Smoking is not permitted at any time inside a MTS-permitted vehicle.

(b) Any driver employed to transport passengers to a definite point shall take the most direct route possible that will carry the passenger to his destination safely and expeditiously.

(c) It shall be unlawful for the driver or operator of any taxicab or LSV to refuse a prospective or actual fare or to take any action to actively discourage a prospective or actual fare on the basis of race, creed, color, age, sex, national origin, disability, or for any other reason, unless it shall be readily apparent that the prospective or actual fare is a hazard to the driver or operator. Rude or abusive language directed to a passenger(s) or any physical action that a reasonable person would construe as threatening or intimidating shall be specifically defined as a violation of this section.

(1) A driver, however, is not obligated to transport any person who is verbally or otherwise abusive to the driver. Such incidents shall also be noted on the trip log and notification shall be immediately sent to the radio service organization, which shall record the incident and keep the record for the minimum of 6 months.

(2) A failure of the driver of any taxicab or LSV to assist a passenger with the loading or unloading of a reasonable size, number, and kind of passenger luggage or other items, when requested to do so, shall be specifically defined as a violation of this section. A driver is not required to lift any single piece of passenger luggage or other item that exceeds 25 pounds in weight. The requirement for loading or unloading assistance shall be limited to retrieval from or deposit onto the nearest curbside adjacent to the legally parked taxicab or LSV. A sign in the form of a transparent decal may be affixed to the rear-door, side window stating that, "DRIVER IS NOT REQUIRED TO LOAD LUGGAGE IN EXCESS OF 25 POUNDS PER ITEM OR OF A SIZE OR KIND THAT WILL NOT SAFELY FIT IN THE DESIGNATED LUGGAGE AREA OF THIS VEHICLE."

(3) A driver with a lawful disability that prevents him/her from handling items as defined in subsection (2) above is, upon submission of proof of such disability, relieved of responsibility for the requirements of subsection (2). A driver so situated may affix a small sign either in the passenger section of the vehicle to be clearly visible to a rear seat passenger or on the inside of the trunk cover lid stating that, "DRIVER HAS DISABILITY THAT PREVENTS HANDLING OF LUGGAGE."

(d) It shall be unlawful for taxicab operators to refuse or discourage a prospective or actual fare based upon trip length within the cities.

(1) A vehicle designated as an LSV may refuse a prospective or actual fare if the trip distance is outside allowed areas of operations.

(2) All LSV operators will carry a current list of MTS-approved radio services and refer the prospective or actual fare to that list of radio service organizations. All referrals shall be noted on the driver daily trip sheet.

(3) A failure to promptly dispatch (within the standards required by Sections 2.6(a)(1), (2), and (3) of this Ordinance), or any action by a driver of any taxicab or LSV to refuse or discourage a prospective or actual passenger who must transport foodstuffs or who must meet a medical appointment, irrespective of trip length, shall be specifically defined as a violation of this section so long as that prospective passenger has notified the dispatch service of this circumstance at the time a request for taxi service was made.

(e) No driver of any taxicab or LSV shall stop, park, or otherwise leave standing a taxicab or LSV on the same side of the street in any block in which taxicabs or LSVs are already stopped, parked, or otherwise standing except the taxicab or LSV may actively unload in a passenger loading zone or be parked in a marked taxi/LSV stand.

(f) No driver shall stop, park or otherwise leave standing a taxicab or LSV within one-hundred (100) feet of any other taxicab or LSV except in a marked taxi/LSV stand or while actively loading or unloading passengers.

(g) No driver shall stop, park, or otherwise leave standing any MTS permitted vehicle ~~a taxicab or LSV~~ within fifteen (15) feet of any fire plug except as modified in Section 2.5 of this Ordinance.

(h) No driver shall stop, park or otherwise leave standing any MTS permitted vehicle in a disabled parking zone except as authorized per California Vehicle Code section 22507.8.

(hi) An out-of-service sign must be displayed when the taxicab or LSV is not available for hire and is being operated or is lawfully parked for purposes of maintenance, inspection, or personal use. The sign must be placed in a location in the vehicle that is clearly visible from the exterior of the vehicle. The sign must be of durable material and written in block letters in black ink and easily readable from a distance of not less than 10 feet.

(ji) A taxicab driver may seek passengers by driving through any public street or place without stops, other than those due to obstruction of traffic, and at such speed as not to interfere with or impede traffic.

(jk) It shall be unlawful, however, for the driver to seek passengers by stopping at or driving slowly in the vicinity of an entertainment center or transportation center or any other location of public gathering, in such a manner as to interfere with public access to or departure from that center or location, or so as to interfere with or impede traffic.

(kl) It shall also be unlawful for a taxicab or LSV driver, having parked and left his or her taxicab or LSV, to solicit patronage among pedestrians on the sidewalk, or at any entertainment center, transportation center, or other location of public gathering.

(ml) No person shall solicit passengers for a taxicab or LSV other than the driver thereof; however, the Chief Executive Officer may authorize a dispatcher to solicit passengers and assist in loading passengers at such times and places as, in his or her discretion, public service and traffic conditions require.

(nm) It shall be unlawful for the driver or operator of any taxicab or LSV to remain standing in any established taxicab or LSV stand or passenger loading zone, unless the driver or operator remains within twelve (12) feet of his or her taxicab or LSV, except when the driver or operator is actually engaged in assisting passengers to load or unload.

(on) Only paying passengers and persons specifically authorized by the Chief Executive Officer may occupy a taxicab or LSV that is already occupied by a paying passenger. No driver, once a paying passenger has occupied his taxicab or LSV, shall permit any other nonpaying passenger to occupy or ride in the taxicab or LSV.

(pe) It shall be unlawful to respond to a call for service dispatched to another operator except when an LSV refers service to another operator because the trip distance is outside of the approved area of jurisdiction.

(pg) The taxicab or LSV driver shall maintain a daily trip log which shall be available for inspection upon request by any peace officer or MTS inspector. The trip log will accurately show the driver's name, taxicab or LSV number, date, time, beginning odometer reading, starting and ending locations, type of service provided, and fare paid for each trip provided.

(1) The daily trip log shall consist, at a minimum, of a five- by seven-inch paper form retained on a stiff-board writing surface with ruled lines and columns sufficient to contain the required information. All entries will be in black or dark blue ink, block letters, and be clearly legible. Colored paper that is lightly shaded is allowed provided there is sufficient contrast for entries to be easily read. Onboard electronically generated reports that meet the legibility requirements are acceptable.

(2) The driver shall deliver trip logs to the permit holder upon request or at a weekly interval, whichever is less.

(qr) All operating regulations set forth in Section 1.8 apply.

(rs) The permit holder for any taxicab or LSV with a permit issued after July 1, 1991, shall comply with the following:

(1) The color scheme of the vehicle will conform to that of the radio dispatch service organization.

(2) Establish a business office in a location available to the public, and have staff on duty during regular business hours.

(3) File with MTS, and charge a rate of fare common to the radio service organization providing service required by this Ordinance.

(4) Maintain a current executed taxicab driver lease agreement for each current driver that includes all aspects of the business relationship between the permit holder and the lessee, and written receipts of all payments from lessee.

(Section 2.4 amended 5/12/2016)

(Section 2.4 amended 2/12/2015)

(Section 2.4 amended 11/15/2012)

(Section 2.4 amended 8/7/2003)

(Section 2.4 amended 11/14/2002)

(Section 2.4 amended 6/24/1999)

(Section 2.4 amended 2/13/1997)

(Section 2.4 amended 6/27/1991; effective 7/27/1991)

Section 2.5 - Stands

(a) The Chief Executive Officer may establish, locate and designate shared use taxicab/LSV stands for one or more taxicabs/LSVs, which stands when so established shall be appropriately designated "Taxis/LSVs Only." The operating regulations of this Ordinance shall apply to such stands and to taxicab/LSV stands established by the San Diego Unified Port District in areas under its jurisdiction within the City.

(b) Each taxicab or LSV stand established hereunder may be in operation twenty-four (24) hours of every day, unless otherwise specified by the Chief Executive Officer.

(c) Any individual, partnership, association, or other organization may petition MTS requesting that a new taxicab/LSV stand be established, or that the location of an existing taxicab/LSV stand be changed to another location. A nonrefundable filing fee to be determined by the Chief Executive Officer must be paid at the time the petition is submitted.

(d) It shall be unlawful for a vehicle other than a taxicab or LSV with a proper MTS taxicab or LSV permit to occupy a taxi/LSV stand.

(e) LSVs may only occupy taxicab stands that are specially signed, designated their approved use.

(Section 2.5 amended 11/15/2012)

(Section 2.5 amended 8/7/2003)

Section 2.6 - Radio Services

(a) In order to provide taxicab or LSV radio dispatch service required by Section 2.3(d, e), the dispatch service organization adding or changing subscribers after July 1, 1991 shall establish and conform to written policies and procedures concerning the following:

- (1) Standard time elapse for answering the telephone service-request line(s).
- (2) Standard time elapse for the taxicab's or LSV's arrival at requested pick-up location.
- (3) Passenger's request for a specific driver ("personals").
- (4) Additional two-way communication devices (mobile or cellular phones) in taxicabs or LSVs.
- (5) 10-code.
- (6) Lost and found for passengers' items.
- (7) Assignment of vehicle body numbers.
- (8) Immediately notify the permit holder of all lost items and inquiries.

Current written policies and procedures shall be available to subscribers from the radio dispatch organization, and on file with MTS.

(b) Taxicab and/or LSV service organizations shall, 24 hours a day, have dispatch staff on duty at the business location, which must be a preapproved physical address, answer telephone-request line(s), properly dispatch those requests to all members, provide radio response to all licensed radio frequencies/channels, and respond to direct requests from drivers, permit holders, and MTS as well as law enforcement and local regulatory agencies.

(c) Taxicab and or LSV radio dispatch services shall keep written records of all requests for taxi and/or LSV service, calls dispatched, and the time(s) each taxicab and/or LSV goes in and out of

service. These records shall be kept on file for a minimum of six months, and made available to MTS, upon request.

(d) Taxicab and/or LSV radio dispatch services shall maintain a listing in the major business telephone directory.

(e) No person, partnership, corporation, association, other organization providing radio or other dispatch service shall dispatch a request for service to a driver, owner, or vehicle unless the driver, owner, and vehicle are properly licensed to provide the service requested.

(f) The Chief Executive Officer may, at any time, revoke or suspend the taxicab or LSV privileges of or fine any person, partnership, corporation, association, other organization providing radio or other dispatch service that violates a provision of this ordinance.

(Section 2.6 amended 11/15/2012)

(Section 2.6 amended 8/7/2003)

(Section 2.6 amended 9/24/1998)

(Section 2.6 added 6/27/1991; effective 7/27/1991)

Section 2.7 - Driver Safety Requirements

(a) No taxicab vehicle or LSV shall be operated unless such vehicle is equipped with an emergency signaling device approved by the Chief Executive Officer.

(b) No taxicab vehicle may be operated with window tinting, shades, or markings that could interfere with a clear view of the cab interior from the outside.

(c) Taxicab/LSV radio services required by Section 2.3 shall at all times have a dispatch staff person on duty who has successfully completed a driver safety training course approved by the Chief Executive Officer.

(d) ~~The use of a cellular phone or other similar electronic device use by drivers is prohibited at all times when a passenger is in the vehicle and when the vehicle begins moving is in motion.~~ Otherwise, California Vehicle Code rules apply.

(Section 2.7 amended 5/12/2016)

(Section 2.7 amended 11/15/2012)

(Section 2.7 amended 8/7/2003)

(Section 2.7 added 9/24/1998)

SECTION 3.0 - CHARTER VEHICLES

Section 3.1 - Rates of Fare

(a) Within thirty (30) calendar days following the issuance of a permit by the Chief Executive Officer, each permit holder shall file a document with the Chief Executive Officer reflecting the rates of fare being charged by said permit holder for charter services.

(b) If a permit holder desires to change the rates of fare being charged for charter services during any calendar year, he shall first file a document with the Chief Executive Officer indicating said changes, and no change shall be effective until fourteen (14) days following the filing of said change.

(c) No permit holder shall charge any rate of fare for charter services unless said rates are on file with the Chief Executive Officer as aforesaid, and duly displayed.

(d) The rates of fare shall be established by a prearranged written contract on a per-mile or per-hour basis.

(Section 3.1 amended 4/10/1997)

Section 3.2 - Operating Regulations

(a) It shall be unlawful for any charter vehicle to remain standing on any public street in the City, except such reasonable time necessary when enabling passengers to load or unload.

(b) It shall be unlawful for any person, either as owner, driver, or agent, to approach and solicit patronage upon the streets, sidewalks, in any theater, hall, hotel, public resort, railway or airport, or light rail transit station.

(c) The charter for-hire vehicle driver shall maintain a daily trip log which shall be available for inspection upon request by any peace officer or MTS inspector. The trip log will accurately show the driver's name and the medallion number on the vehicle. In addition, the trip log shall identify the scheduling parties by name, date, and time of the prearranged hire.

(d) All other operating regulations defined in Section 1.8 apply.

(Section 3.2 amended 11/14/2002)

SECTION 4.0 - SIGHTSEEING VEHICLES

Section 4.1 - Rates of Fare

(a) Within thirty (30) calendar days following the issuance of a permit by the Chief Executive Officer, each permit holder shall file a document with the Chief Executive Officer reflecting the rates of fare being charged by said permit holder of sightseeing vehicle services.

(b) If a permit holder desires to change the rates of fare being charged for sightseeing services during any calendar year, he shall first file a document with the Chief Executive Officer indicating said changes, and no change shall be effective until fourteen (14) days following the filing of said changes.

(c) No permit holder shall charge any rate of fare for sightseeing services unless said rates are on file with the Chief Executive Officer as aforesaid, and duly displayed.

(d) The rate of fare shall be established on a per capita or per event basis.

(Section 4.1 amended 4/10/1997)

Section 4.2 - Operating Regulations

(a) It shall be unlawful for any sightseeing vehicle to remain standing on any public street in the City, except such reasonable time necessary when enabling passengers to load or unload.

(b) It shall be unlawful for any person, either as owner, driver, or agent, to approach and solicit patronage upon the streets, sidewalks, in any theater, hall, hotel, public resort, railway or airport, or light rail transit station.

(c) All other operating regulations defined in Section 1.8 apply, except Section 1.8 (v).

SECTION 5.0 - NONEMERGENCY MEDICAL VEHICLES

Section 5.1 - Rates of Fare

(a) Within thirty (30) calendar days following the issuance of a permit by the Chief Executive Officer, each permit holder shall file a document with the Chief Executive Officer reflecting the rates of fare being charged by said permit holder for nonemergency medical vehicle services.

(b) If a permit holder desires to change the rates of fare being charged for nonemergency medical vehicle services during any calendar year, he shall first file a document with the Chief Executive Officer indicating said changes, and no change shall be effective until fourteen (14) days following the filing of said change.

(c) No permit holder shall charge any rate of fare for nonemergency medical vehicle services unless said rates are on file with the Chief Executive Officer as aforesaid, and duly displayed.

(d) The rate of fare for exclusive ride service shall be established on a per capita plus per mile basis.

(e) The rates of fare for shared ride service shall be established on a per capita plus per mile basis, or on a per capita plus per zone basis.

(Section 5.1 amended 4/10/1997)

Section 5.2 - Operating and Equipment Regulations

(a) It shall be unlawful for any nonemergency medical vehicle to remain standing on any public street in the City, except when enabling passengers to load or unload.

(b) All other operating regulations defined in Section 1.8 apply.

(c) Special equipment on a nonemergency medical vehicle shall, at all times the vehicle is in operation, be in proper working order. Such vehicles equipped with wheelchair ramps or lifts shall have proper device(s) to secure each wheelchair on board.

(d) The permit holder is responsible for ensuring that the driver of a nonemergency medical vehicle is properly trained:

(1) in the use of any of the vehicle's special equipment;

(2) concerning supervision of or assistance to the disabled passengers whom the driver is to transport.

(Section 5.2 amended 6/22/1995)

(Section 5.2 amended 6/24/1993)

Section 5.3 - Driver Identification Cards

In addition to the requirements set forth in Section 1.12, nonemergency medical vehicle drivers shall acquire and maintain valid proof of proper first-aid and CPR training.

(Section 5.3 added 6/24/1993)

SECTION 6.0 - JITNEY VEHICLES

Section 6.1 - Rates of Fare

(a) Within thirty (30) calendar days following the issuance of a permit by the Chief Executive Officer, each permit holder shall file a document with the Chief Executive Officer reflecting the rates of fare being charged by said permit holder for jitney services.

(b) If a permit holder desires to change the rates of fare being charged for jitney services during any calendar year, he shall first file a document with the Chief Executive Officer indicating said changes, and no change shall be effective until fourteen (14) days following the filing of said change.

(c) No permit holder shall charge any rate of fare for jitney services unless said rates are on file with the General Manager as aforesaid, and duly displayed.

(d) The rates of fare shall be established on a per capita basis.

(Section 6.1 amended 4/10/1997)

Section 6.2 - Jitney Routes

(a) A permit holder who wishes to provide a fixed route service shall apply to the Chief Executive Officer for authorization to serve a defined route with a specific vehicle. No for-hire vehicle may be operated as a jitney until it has met all other requirements of this Ordinance and has been approved for service on a specific fixed route. A jitney may be authorized to serve more than one route; however, a jitney may provide fixed route service on only those routes which the Chief Executive Officer has approved in writing for that vehicle.

(b) The application for a fixed route shall be in writing and shall contain the following information:

(1) A description of the vehicle(s) which will be utilizing the route;

(2) A detailed written description of the route, to include starting location, ending location, and the street name and direction of travel for all streets to be used in the route;

(3) A map in sufficient detail to clearly indicate the proposed route;

(4) The fare to be charged; and

(5) Such other information as the Chief Executive Officer may, in his or her discretion, require.

(c) Upon approval of a fixed route by the Chief Executive Officer, the permit holder shall display a representation of the route, the fare, and the permit holder's trade name on each side of the

vehicle in letters large enough to be easily read by potential customers in accordance with the standards established by the Chief Executive Officer under Section 6.5 of this Ordinance. Only one (1) route may be displayed on a vehicle at any time.

(d) If a permit holder wishes to alter his or her approved fixed route(s), he or she must apply in writing to the Chief Executive Officer, submitting the information required in Section 6.2 (b).

(e) The Chief Executive Officer may, in his or her discretion, place conditions on the approval of fixed routes.

(f) The Chief Executive Officer may change a route that has been approved previously when the Chief Executive Officer finds it necessary to do so. A change of route may be necessary when a street has been closed temporarily or permanently because of construction, or the direction of a street has been changed, or a street has been vacated, or for similar reasons as determined by the Chief Executive Officer. The Chief Executive Officer shall notify in writing any permit holder whose route has been changed. The Chief Executive Officer's change of a route is subject to appeal under Section 1.16 of this Ordinance.

(g) Except as provided for within this subsection, an approved fixed route may not be transferred to another vehicle or permit holder. A permit holder may receive approval for a vehicle that is replacing a jitney already in service to use the approved fixed routes of the replaced vehicle.

(Section 6.2 amended 11/14/2002)

Section 6.3 – Operating Regulations

(a) It is unlawful for any jitney to remain standing on any public street in the City, except when enabling passengers to load or unload, or except when standing in a jitney holding zone for the time period established by MTS.

(b) It is unlawful for any person including, but not limited to, a jitney owner, driver, or agent thereof, to approach and solicit patronage upon the streets, sidewalks, in any theater, hall, hotel, public resort, railway, airport, or light rail transit station.

(c) A peace officer or MTS inspector may authorize a dispatcher to solicit passengers and assist with loading passengers at such times and places as, in his/her discretion, public service and traffic conditions require.

(d) Except when a driver or operator is actually engaged in assisting passengers to load or unload, a jitney driver or operator must remain within twelve (12) feet of his/her jitney while the jitney is in service.

(e) It is unlawful for a jitney vehicle to operate a fixed route service on other than that route designated by the Chief Executive Officer.

(f) It shall be unlawful for a jitney driver to load or unload passengers in any place other than an authorized jitney stop, bus stop, or passenger loading zone.

(g) All other operating regulations defined in Section 1.8 apply.

(Section 6.3 amended 11/14/2002)

Section 6.4 - Jitney Holding Zones

(a) The Chief Executive Officer may, by resolution, locate and designate holding zones for one (1) or more jitneys, which holding zones when so established, shall be designated by appropriate signs. The operating regulations of Section 6.3 shall apply to any holding zones so established, and to holding zones established by the San Diego Unified Port District in areas under its jurisdiction. The Chief Executive Officer may, by his or her discretion, establish the maximum number of jitneys permitted to remain standing at one time in a holding zone.

(b) Each holding zone established hereunder shall be in operation twenty-four (24) hours of every day, unless otherwise specified by the Chief Executive Officer. The Chief Executive Officer shall adopt written standards to determine whether to allow holding zones to be in operation fewer than twenty-four (24) hours every day. If a holding zone is to be in operation fewer than twenty-four (24) hours every day, the Chief Executive Officer shall cause signs to be posted at or near the holding zone indicating the hours and days of operation.

(c) The Chief Executive Officer may, on his or her own motion, establish holding zones.

(d) Any individual, partnership, corporation, association or other organization may petition MTS requesting that a new holding zone be established. The petition must be filed in writing with the Chief Executive Officer or his/her designee. The petition must state the reason for the request and the proposed location(s). The Board may approve, deny, or modify the request.

(e) Whether initiated by the Chief Executive Officer under Subsection (c) of this section or by persons described in Subsection (d) of this section, before any holding zone is established, the proposed location of any holding zone must be reviewed by the Traffic Engineer of the City. The Traffic Engineer shall report his/her recommendations to approve, deny, or modify the proposed location in writing to the Chief Executive Officer. The Traffic Engineer's report shall include a statement of reasons supporting the recommendation to the Chief Executive Officer.

(f) The Chief Executive Officer shall, by resolution, establish a maximum time limit for individual jitneys to remain standing in any holding zone. The time limit shall apply uniformly to all holding zones.

(g) It shall be unlawful for a vehicle other than a jitney with a proper MTS jitney permit to occupy a jitney holding zone.

(Section 6.4 amended 11/15/2012)

Section 6.5 - Equipment and Specifications

(a) Each jitney shall bear on the outside, signs clearly designating the route which it serves. The specifications of the sign are subject to the approval of the Chief Executive Officer. The Chief Executive Officer shall adopt written standards for approval or denial of the size of the signs, the location of the signs on the vehicle, the size of the lettering or graphics on the signs, and other specifications that the Chief Executive Officer finds necessary.

(b) All jitney vehicles must bear a trade name and shall be assigned a body number by the permit holder. The trade name and body number so assigned shall be placed on the vehicle in accordance with written standards adopted by the Chief Executive Officer.

Any violation of this Ordinance shall constitute an infraction unless otherwise specified.

SECTION 7.0 – LOW-SPEED VEHICLES

Section 7.1 – Low-Speed Vehicle (LSV) Definition

Low-Speed Vehicles (LSV) shall mean every vehicle that is designated per the requirements of Ordinance No. 11, Section 1.1(c). LSVs may operate by zones and/or a prearranged basis as set forth in Section 1.1 (d) (1)-(5).

(Section 7.0 and 7.1 added 8/7/2003)

Section 7.2 – Establishment of Zones

The Chief Executive Officer shall establish and authorize the use of zones of operation.

(Section 7.2 added 8/7/2003)

Section 7.3 – Zone Rates of Fare

(a) All vehicles permitted as LSV may use two methods of seeking compensation, either by zone rates or on a prearranged basis. Either method may be used when working inside of an approved zone. However, when operating on a prearranged charter basis, within an approved zone, no operator may exceed the maximum number of vehicles that are medallioned.

(b) Within thirty (30) calendar days following the issuance of a permit by the Chief Executive Officer, each permit holder shall file a document with the Chief Executive Officer reflecting the rates of fare being charged by said permit holder for LSV services.

(c) When a permit holder desires to change the rates of fare being charged for LSV services during any calendar year, he shall first file a document with the Chief Executive Officer indicating said changes, and no change shall be effective until fourteen (14) days following the filing of said change.

(d) No permit holder shall charge any rate of fare for LSV services unless said rates are on file with the Chief Executive Officer as aforesaid, and duly displayed.

(e) The rates of fare shall be established by a zone and/or prearranged written contract on a per-mile or per-hour basis.

(f) The maximum rates of fare shall be established pursuant to Section 2.2.

(Section 7.3 added 8/7/2003)

Section 7.4 – Spare Vehicle Policy

(a) The following sets out procedures for LSV permit holders to place a spare vehicle into service as either a temporary replacement for a permitted vehicle that is out of service for recharging or mechanical problems.

(1) Spare LSVs must be marked with the approved company markings.

(2) In place of the medallion number, the spare LSV must be marked "Spare LSV." Where more than one spare LSV is being requested, under the provisions of paragraph 9, the LSVs will be marked "Spare LSV 1," "Spare LSV 2," and so on. The "Spare LSV" marking should be sized to fit in approximately the same space as the medallion number would otherwise be placed with legibility and visibility being the primary criteria.

(3) Spare LSVs must be inspected upon initial issuance and annually thereafter.

(4) All spare LSVs must meet all MTS insurance requirements.

(5) To use a spare LSV that meets the requirements of 1 through 4 above, the permit holder must communicate in writing (facsimile is acceptable), a request to place a spare LSV into service.

The request must state:

(a) the medallion number of the LSV being taken out of service, the reason for being out of service, and the location of the out-of-service LSV; and

(b) the estimated time the spare LSV will be in use.

(6) When the out-of-service LSV is ready to re-enter service, the permit holder must immediately notify MTS in writing (facsimile is acceptable).

(7) The out-of-service LSV may not be required to be reinspected to be placed back into service.

(8) The spare LSV must be removed from service at the time the LSV it has been replacing is placed back into service.

(9) Under normal circumstances, a permit holder may utilize spare LSVs. Permit holders may utilize spare LSVs in a ratio of 3:1 permits held.

(10) Spare LSVs that are placed in service may only operate inside of the MTS-approved zone or zones. A permit holder shall not operate more spare vehicles than he/she has regular medallioned vehicles.

(11) A permit holder found to have operated a spare LSV in deliberate violation of these procedures will be subject to immediate suspension/revocation of the permit and the loss of the spare LSV utilization privilege.

(Section 7.4 amended 10/16/2003)

(Section 7.4 added 8/7/2003)

Section 7.5 – LSV Driver Identification Cards

(a) Refer to Section 1.12 of this Ordinance to reference driver and permit holder ID requirements.

| (Section 7.5 added 8/7/2003)

Section 7.6 - Equipment and Specifications

(a) Each LSV shall be equipped with a device which shall plainly indicate to a person outside the LSV whether the LSV is in operation or is not.

(b) Exterior Markings

(1) The permit holder's trade name shall be painted or permanently affixed in letters and numerals 2-1/2 inches high all on one line on the upper third part of both the front and rear of the vehicle utilizing "Univers" or other Chief Executive Officer preapproved font in black or white lettering to produce maximum contrast adequately spaced for maximum readability. In the event the trade name does not fit on one line utilizing 2-1/2 inch lettering, the trade name lettering must be as large as possible, up to 2-1/2 inches in height, to enable the trade name to fit on one line.

(2) The medallion number shall be painted or permanently affixed, on both the front and rear of the vehicle, one (1) inch below the permit holder's trade name, two (2) inches high, utilizing "Univers" or other Chief Executive Officer pre-approved font in black or white lettering to produce maximum contrast adequately spaced for maximum readability.

(3) Optional Exterior Vehicle Markings. The permit holder has the option of choosing to post any combination of the below-listed five options on his or her LSV which must be posted only at the specific location and in the size noted and are subject to the Chief Executive Officer's approval.

a) Trade Name Logo. If the permit holder chooses to display his or her trade name logo, the trade name logo shall be posted only on the rear portion of both side rear quarter panels.

b) Radio Service Provider. If the permit holder chooses to display the radio service provider name or logo, the radio service provider name or logo cannot utilize the words "cab" or "taxi." The radio service provider name or logo must be displayed only on the rear portion of both side rear quarter panels.

c) Telephone Number. If permit holder chooses to display a telephone number, the telephone number must be no more than two (2) inches in height and posted only on the top front portion of both front side quarter panels.

d) "Driver Carries Only \$_____Change." If the permit holder chooses to post "Driver Carries only \$_____Change," postings must be located only on panels near the rear door but clear of the rates of fare.

e) "Leased to Driver." If permit holder chooses to post "Leased to Driver," it must be posted only on both rear quarter panels near the rear door area but clear of the rate of fares in lettering no larger than 1 inch.

(4) All other exterior vehicle markings are prohibited unless they are directly related to the permit holder's business and pre-approved by the Chief Executive Officer.

(c) All LSVs shall be equipped and operated so that they may be dispatched by two-way radio communication in response to a telephone or other request for service by a prospective passenger. This requirement may not be met by use of a mobile radio telephone service.

(1) Radio must be turned on, and audible to driver, at all times the LSV is in service.

(d) The radio dispatch capability described in paragraph (d) of this section must be provided so as to conform to the regulations of the Federal Communications Commission pertaining to Land Transportation Radio Services. Failure to conform to those regulations will additionally constitute a failure to meet the requirements of this section.

(1) The current valid FCC license shall be on file with MTS.

(2) LSV permit holder shall provide current proof the radio has passed inspection by an MTS-approved inspector.

(3) LSV radios shall have the capability to receive or transmit only on frequencies specified in the FCC license of the radio service subscribed to by the permit holder.

(e) Radio scanners are not allowed in LSVs.

(Section 7.6 added 8/7/2003)

SECTION 8 - EFFECTIVE DATE OF ORDINANCE

This Ordinance shall be effective 30 days after adoption, and before the expiration of 15 days after its passage, this Ordinance shall be published once with the names of the members voting for and against the same in a newspaper of general circulation published in the County of San Diego.

Amended: 5/12/2016

Amended: 9/17/2015

Amended: 2/12/2015

Amended: 11/15/2012

Amended: 4/19/2012

Amended: 10/16/2003

Amended: 8/7/2003

Amended: 5/8/2003

Amended: 11/14/2002

Amended: 6/27/2002

Amended: 5/23/2002

Amended: 6/24/1999

Amended: 9/24/1998

Amended: 10/30/1997

Amended: 4/10/1997

Amended: 2/13/1997

Amended: 11/9/1995

Amended: 6/22/1995

Amended: 1/12/1995

Amended: 6/24/1993

Amended: 6/27/1991

Amended: 5/23/1991

Amended: 10/11/1990

Repealed & Readopted: 8/9/1990

Amended: 4/12/1990

Amended: 4/27/1989

Adopted: 8/11/1988



1255 Imperial Avenue, Suite 1000
San Diego, CA 92101-7490
(619) 231-1466 • FAX (619) 234-3407

05-02-16 A11:50 IN

**NOTICE OF AMENDMENT TO ORDINANCE NO. 11,
PROVIDING FOR THE LICENSING AND THE REGULATING OF TRANSPORTATION SERVICES
WITHIN THE CITY BY THE ADOPTION OF A UNIFORM PARATRANSIT ORDINANCE**

Notice is hereby given that the San Diego Metropolitan Transit System (MTS), at its regularly scheduled board meeting on May 12, 2016, at 9:00 a.m. at 1255 Imperial Avenue, Suite 1000, San Diego, CA, will consider amending Ordinance No. 11, an Ordinance providing for the Licensing and the Regulating of Transportation Services within the City by the Adoption of a Uniform Paratransit Ordinance. The proposed amendments primarily address the following:

Clarifying the definition of "City", "Nonemergency Medical Vehicle", and "Operate"; authorizing MTS inspectors to remove vehicles from service for taximeter certification issues and safety system light activations; revising the location where the driver identification card is to be displayed; adding convictions for solicitation of prostitution to the list of reasons in which a permit and a driver's identification card can be denied or revoked; updating how MTS selects Hearing Officers for formal taxicab appeal hearings allowing taxicab drivers to charge less than the maximum fare at Lindbergh Field; adding electronic dispatch equipment mounting requirements; prohibiting MTS permitted vehicles from parking in disabled parking spaces; and prohibiting use of a cellular phone while the vehicle is in motion.

If adopted, the amendment will take effect 30 days from the date of adoption. A certified copy of the proposed amendment is posted in the MTS lobby at the above address.

DO NOT REMOVE





1255 Imperial Avenue, Suite 1000
San Diego, CA 92101-7490
(619) 231-1466 • FAX (619) 234-3407

Agenda Item No. 12

MEETING OF THE SAN DIEGO METROPOLITAN TRANSIT SYSTEM BOARD OF DIRECTORS

May 12, 2016

SUBJECT:

SAN DIEGO METROPOLITAN TRANSIT SYSTEM (MTS) SAP TIER 3 PRODUCTION
SUPPORT SERVICES - CONTRACT AWARD

RECOMMENDATION:

That the MTS Board of Directors authorize the Chief Executive Officer (CEO) to execute MTS Doc. No. G1865.0-16, (in substantially the same format as Attachment A) with Peloton Alliance; MTS Doc. No. G1911.0-16 (in substantially the same format as Attachment B) with Labyrinth Solutions, Inc., and MTS Doc. No. G1912.0-16 (in substantially the same format as Attachment C) with EPI-USE, for the provision of various SAP Tier 3 Support Services on an as-needed basis for one base-year, and four optional one-year performance periods to be exercised at MTS's sole determination.

Budget Impact

The aggregate value of these contracts will not exceed \$2.5 million over a five year period. Funding for the current fiscal year is included in the MTS Information Technology (IT) operating budget. Funding for future years will be included in the IT department's operating budget for each respective year. The current combined contract authority assigned for these services is \$500,000 annually.

DISCUSSION:

MTS Policy No. 52, "Procurement of Goods and Services", requires a formal competitive process for acquisitions exceeding \$100,000.

On February 18, 2016, staff released MTS Doc. No. G1865.0-16 to solicit proposals for SAP Tier 3 Production Support Services. The intent was to establish a select pool of well-qualified providers (Attachment D) who will be available to advise and assist MTS in the management and support of SAP upon request. While the list of qualified firms will



be effective for up to five years, placement on this list and execution of the Agreement is not a guarantee of assignment of work. Work will be assigned only as needed by MTS. On the due date of February 24, 2016, thirteen proposals were received. Ten of the proposals were found to meet the minimum requirements established in the RFP and were deemed responsive and responsible.

A selection committee consisting of representatives from the MTS Finance, IT, and ERP Project Management met and rated the proposals on the following criteria:

1.	Qualifications and Related Experience	40 Points
2.	Proposed Project Staffing	15 Points
3.	Client References	15 Points
4.	Cost Proposal	<u>30 Points</u>
Total:		100 Points

The initial scoring was as follows:

PROPOSER NAME	TOTAL AVG. TECH. SCORE	COST SCORE	TOTAL SCORE (Tech + Cost)	RANKING
Peloton Alliance	57.20	22.40	79.60	1
LSI	51.00	26.40	77.40	2
EPI-USE	51.00	21.20	72.20	3
V3iT	43.60	28.20	71.80	4
Phoenix Business Consulting	45.00	20.20	65.20	5
CGI Tech	43.40	21.60	65.00	6
Atos	42.60	15.00	57.60	7
RADgov	28.40	17.00	45.40	8
Quintel	24.00	12.00	36.00	9
RJT Compuquest	17.00	7.80	24.80	10
Modis	Non-Responsive			N/A
Natsoft	Non-Responsive			N/A
Soltech Apps	Non-Responsive			N/A

Four firms were considered to be within the competitive range and advanced to the next step of the evaluation process which included interviews and requests for revised proposals. Following receipt of the revised proposals and pricing, the evaluation panel determined that three firms remained in the competitive range based on the revised scoring:

PROPOSER NAME	TOTAL AVG. TECH. SCORE	COST SCORE	TOTAL SCORE (Tech + Cost)	RANKING
Peloton Alliance	57.20	22.40	79.60	1
LSI	51.00	26.60	77.60	2
EPI-USE	51.00	20.80	71.80	3
V3iT	34.80	27.40	62.20	4

Based upon consideration of both technical and cost factors, the offers from Peloton Alliance, LSI, and EPI-USE are deemed to be the most advantageous and of the greatest value to MTS.

Therefore, staff recommends that the San Diego Metropolitan Transit System Board of Directors authorize the Chief Executive Officer (CEO) to execute MTS Doc. No. G1865.0-16, (in substantially the same format as Attachment A) with Peloton Alliance; MTS Doc No G1911.0-16 (in substantially the same format as Attachment B) with Labyrinth Solutions, Inc., and MTS Doc No G1912.0-16 (in substantially the same format as Attachment C) with EPI-USE, for the provision of various SAP Tier 3 Support Services on an as-needed basis for one base-year, and four optional one-year performance periods to be exercised at MTS' sole determination.



Paul C. Jablonski
Chief Executive Officer

Key Staff Contact: Sharon Cooney, 619.557.4513, Sharon.Cooney@sdmts.com

Attachments: A. Draft MTS Doc. No. G1865.0-16 (Peloton)
B. Draft MTS Doc. No. G1911.0-16 (LSI)
C. Draft MTS Doc. No. G1912.0-16 (EPI-USE)
D. Prequalified SAP Support Firms

STANDARD SERVICES AGREEMENT

G1865.0-16
CONTRACT NUMBER

DRAFT

FILE NUMBER(S)

THIS AGREEMENT is entered into this _____ day of _____ 2016, in the state of California by and between San Diego Metropolitan Transit System ("MTS"), a California public agency, and the following contractor, hereinafter referred to as "Contractor":

Name: The Peloton Alliance Address: 2500 CityWest Blvd., Ste. 300

Form of Business: Partnership Houston, TX 77042
(Corporation, partnership, sole proprietor, etc.)

Telephone: 512.299.3442

Authorized person to sign contracts: Richard Beggs Managing Partner
Name Title

The attached Standard Conditions are part of this agreement. The Contractor agrees to furnish to MTS services and materials, as follows:

Provide SAP Tier 3 Production Support Services on an "as needed" basis as set forth in the MTS Scope of Work (attached as Exhibit A), Peloton Alliance's Proposal (attached as Exhibit B), in accordance with the Standard Services Agreement, including Standard Conditions Services (attached as Exhibit C), and Federal Requirements (attached as Exhibit D).

The contract term is for up to a one (1) year base period with four optional 1-year performance periods exercisable at MTS's sole discretion. Base period shall be effective June 1, 2016 through May 31, 2017, and Option Years 1-4 shall be effective June 1, 2017 through May 31, 2021 (exercisable at MTS's sole discretion). Payment terms shall be net 30 days from invoice date.

The total contract cost shall not exceed \$200,000 without prior written approval from MTS.

SAN DIEGO METROPOLITAN TRANSIT SYSTEM	CONTRACTOR AUTHORIZATION
By: _____ Chief Executive Officer	Firm: _____
Approved as to form:	By: _____ Signature
By: _____ Office of General Counsel	Title: _____

AMOUNT ENCUMBERED	BUDGET ITEM	FISCAL YEAR
\$200,000		16-21

By: _____ Date
Chief Financial Officer

STANDARD SERVICES AGREEMENT

G1911.0-16
CONTRACT NUMBER

DRAFT

FILE NUMBER(S)

THIS AGREEMENT is entered into this _____ day of _____ 2016, in the state of California by and between San Diego Metropolitan Transit System ("MTS"), a California public agency, and the following contractor, hereinafter referred to as "Contractor":

Name: Labyrinth Solutions, Inc. (LSI) Address: 401 B Street, Suite 2020

Form of Business: Corporation San Diego, CA 92101
(Corporation, partnership, sole proprietor, etc.)

Telephone: 858.342.6665

Authorized person to sign contracts: Stephen Roach Managing Partner
Name Title

The attached Standard Conditions are part of this agreement. The Contractor agrees to furnish to MTS services and materials, as follows:

Provide SAP Tier 3 Production Support Services on an "as needed" basis as set forth in the MTS Scope of Work (attached as Exhibit A), Labyrinth Solution, Inc.'s (LSI) Proposal (attached as Exhibit B), in accordance with the Standard Services Agreement, including Standard Conditions Services (attached as Exhibit C), and Federal Requirements (attached as Exhibit D).

The contract term is for up to a one (1) year base period with four optional 1-year performance periods exercisable at MTS's sole discretion. Base period shall be effective June 1, 2016 through May 31, 2017, and Option Years 1-4 shall be effective June 1, 2017 through May 31, 2021 (exercisable at MTS's sole discretion). Payment terms shall be net 30 days from invoice date.

The total contract amount shall not exceed \$200,000 without prior written approval from MTS.

SAN DIEGO METROPOLITAN TRANSIT SYSTEM		CONTRACTOR AUTHORIZATION
By: _____ Chief Executive Officer		Firm: _____
Approved as to form:		By: _____ Signature
By: _____ Office of General Counsel		Title: _____
AMOUNT ENCUMBERED	BUDGET ITEM	FISCAL YEAR
\$200,000		16-21

By: _____ Date
Chief Financial Officer

STANDARD SERVICES AGREEMENT

G1912.0-16
CONTRACT NUMBER

DRAFT

FILE NUMBER(S)

THIS AGREEMENT is entered into this _____ day of _____ 2016, in the state of California by and between San Diego Metropolitan Transit System ("MTS"), a California public agency, and the following contractor, hereinafter referred to as "Contractor":

Name: EPI-USE America, Inc.Address: 2002 Summit Blvd., Ste. #825Form of Business: Corporation
(Corporation, partnership, sole proprietor, etc.)Atlanta, GA 30319Telephone: 678.872.0040

Authorized person to sign contracts: Monette McNicholas Associate Partner
Name Title

The attached Standard Conditions are part of this agreement. The Contractor agrees to furnish to MTS services and materials, as follows:

Provide SAP Tier 3 Production Support Services on an "as needed" basis as set forth in the MTS Scope of Work (attached as Exhibit A), EPI-USE America, Inc.'s (LSI) Proposal (attached as Exhibit B), in accordance with the Standard Services Agreement, including Standard Conditions Services (attached as Exhibit C), and Federal Requirements (attached as Exhibit D).

The contract term is for up to a one (1) year base period with four optional 1-year performance periods exercisable at MTS's sole discretion. Base period shall be effective June 1, 2016 through May 31, 2017, and Option Years 1-4 shall be effective June 1, 2017 through May 31, 2021 (exercisable at MTS's sole discretion). Payment terms shall be net 30 days from invoice date.

The total contract amount shall not exceed \$100,000 without prior written approval from MTS.

SAN DIEGO METROPOLITAN TRANSIT SYSTEM

CONTRACTOR AUTHORIZATION

By: _____
Chief Executive Officer

Firm: _____

Approved as to form:

By: _____
SignatureBy: _____
Office of General Counsel

Title: _____

AMOUNT ENCUMBERED

BUDGET ITEM

FISCAL YEAR

\$100,000

16-21

By: _____
Chief Financial Officer

Date

1255 Imperial Avenue, Suite 1000
San Diego, CA 92101-7490
(619) 231-1466 • FAX (619) 234-3407

ATTACHMENT D

**REQUEST FOR PROPOSALS (RFP)
MTS Doc. No. G1865.0-16
SAP Tier 3 Production Support Services**

PROPOSED LIST OF PREQUALIFIED SAP SUPPORT FIRMS

#	Proposer Name	Initial Contract Amount
1	Peloton Alliance	\$ 200,000.00
2	LSI	\$ 200,000.00
3	EPI-USE	\$ 100,000.00





1255 Imperial Avenue, Suite 1000
San Diego, CA 92101-7490
(619) 231-1466 • FAX (619) 234-3407

Agenda Item No. 13

MEETING OF THE SAN DIEGO METROPOLITAN TRANSIT SYSTEM BOARD OF DIRECTORS

May 12, 2016

SUBJECT:

INVESTMENT REPORT – March 2016

INFORMATIONAL ONLY

Budget Impact

None.

DISCUSSION:

Attachment A comprises a report of the San Diego Metropolitan Transit System (MTS) investments as of March 31, 2016. The combined total of all investments has decreased month to month from \$102.0 million to \$95.4 million. This \$6.6 million decrease is primarily attributable to increased cash disbursements during the month (relating to SAP accounts payable processing efforts), partially off-set by \$3.4 million dollars in State Transit Assistance (STA) revenue, as well as normal timing differences in other payments and receipts.

The first column provides details about investments restricted for capital improvement projects.

The second column, unrestricted investments, reports the working capital for MTS operations allowing payments for employee payroll and vendors' goods and services.



Paul C. Jablonski
Chief Executive Officer

Key Staff Contact: Sharon Cooney, 619.557.4513, Sharon.Cooney@sdmts.com

Attachment: A. Investment Report for March 2016



1255 Imperial Avenue, Suite 1000, San Diego, CA 92101-7490 • (619) 231-1466 • www.sdmts.com

Metropolitan Transit System (MTS) is a California public agency comprised of San Diego Transit Corp., San Diego Trolley, Inc. and San Diego and Arizona Eastern Railway Company (nonprofit public benefit corporations). MTS is the taxicab administrator for seven cities.

MTS member agencies include the cities of Chula Vista, Coronado, El Cajon, Imperial Beach, La Mesa, Lemon Grove, National City, Poway, San Diego, Santee, and the County of San Diego.

**San Diego Metropolitan Transit System
Investment Report
March 31, 2016**

	Restricted	Unrestricted	Total	Average rate of return
Cash and Cash Equivalents				
JP Morgan Chase - concentration account	-	19,088,716	19,088,716	0.00%
Total Cash and Cash Equivalents	-	19,088,716	19,088,716	
Cash - Restricted for Capital Support				
US Bank - retention trust account	4,758,582	-	4,758,582	N/A *
San Diego County Investment Pool Proposition 1B TSGP grant funds	6,439,747	638,098	7,077,844	
Total Cash - Restricted for Capital Support	11,198,329	638,098	11,836,427	
Investments - Working Capital				
Local Agency Investment Fund (LAIF)	17,370,327	47,097,160	64,467,487	0.467%
Total Investments - Working Capital	17,370,327	47,097,160	64,467,487	
Total cash and investments	\$ 28,568,656	\$ 66,823,973	\$ 95,392,629	

N/A * - Per trust agreements, interest earned on retention account is allocated to trust beneficiary (contractor)



1255 Imperial Avenue, Suite 1000
San Diego, CA 92101-7490
(619) 231-1466 • FAX (619) 234-3407

Agenda Item No. 25

MEETING OF THE SAN DIEGO METROPOLITAN TRANSIT SYSTEM BOARD OF DIRECTORS

May 12, 2016

SUBJECT:

PROPOSED FISCAL YEAR 2017 OPERATING BUDGET (MIKE THOMPSON)

RECOMMENDATION:

That the San Diego Metropolitan Transit System (MTS) Board of Directors:

1. Hold a public hearing, receive testimony, and review and comment on the fiscal year (FY) 2017 budget information (Attachment A) presented in this report; and
2. Enact Resolution No. 16-12 (Attachment B) adopting the operating and capital budget for MTS and approving the operating budgets for San Diego Transit Corporation (SDTC), San Diego Trolley, Inc. (SDTI), MTS Contract Services and the Coronado Ferry.

Budget Impact

The action today establishes the FY17 budget.

DISCUSSION:

Fiscal Year 2017 Budget Recap

The following is a recap of the FY17 budget process:

- MTS uses a zero based budgeting process that begins in December each year. In traditional historic budgeting, managers only justify variances versus prior year budget; the assumption is that the baseline is automatically approved. In contrast, using zero-based budgeting, every line item of the budget must be approved each year. In MTS's process, department managers receive personnel and non-personnel budget templates in which they propose amounts for each line item, submitted with the appropriate supporting details for each assumption.



Meetings are held with each department to validate their assumptions, review proposals versus existing spending trends, and review any new initiatives. This collaborative process results in the final assumptions that are presented to senior management at MTS, the Budget Development Committee (BDC) and ultimately the MTS Board of Directors (Board).

- In March, staff met with the BDC and MTS Board. Within these two meetings, staff discussed and received approval of the FY16 midyear budget adjustment and the FY17 Capital Improvement Program (CIP).
- In April, staff met with the BDC to review the SDTC's retirement plan experience study. In this experience study, SDTC's retirement plan's demographic experience – observed rates of retirement, withdrawal, termination, disability, and death – is compared with the experience expected under the actuarial assumptions adopted to determine plan actuarial liabilities and cost. In addition, the plan's economic assumptions are reviewed. The economic assumptions include the assumed rates of inflation, investment return and active payroll growth. As part of this review, revised assumptions are recommended as appropriate.

The actuaries presented and the BDC approved the following recommended changes to the actuarial assumptions:

- Adopting the Society of Actuaries' Retirement Plan Experience Committee recommendations to include future generational mortality improvements within the mortality assumptions
- Reducing the investment rate of return assumption from 7.5% to 7.0%
- Reducing the inflation assumption from 3.0% to 2.75%

These changes result in an increase in the total actuarial contribution of \$2.8 million for the FY17 operating budget.

Also during this April meeting, staff presented the major revenues and expense assumptions for FY17, including a number of finalized assumptions relating to: passenger levels, operating income, subsidy income, personnel assumptions, energy rates and other expense assumptions. Staff also presented a proposed final draft budget for FY17.

Fiscal Year 2017 Operating Budget

The FY17 total budgeted revenue is projected at \$276,149,000, and total projected expenses are budgeted at \$276,149,000 resulting in a balanced budget for FY17.

Fiscal Year 2017 Revenues

Please refer to Section 3.01 through Section 3.06 of Attachment A for a summary of FY17 budgeted revenues. Section 3.01 provides a written detail of FY17 revenues within the operating budget. The schedules in section 9 provide a detailed description of the funding sources and their distribution within the organization.

As indicated within Section 3.02, FY17 combined revenues total \$276.1 million, a decrease from the FY16 amended budget of \$287.8 million (-4.0%).

Operating revenue totals \$115.1 million, a decrease from the FY16 amended budget of \$571,000 (-0.5%). Passenger revenues are increasing by \$129,000 (0.1%) due to a projected increase in Paratransit ridership. Other operating revenues are decreasing by \$700,000, primarily due to a reduction of expected processing fees within Taxicab Administration. Section 3.03 details the passenger revenues by MTS Operator.

Section 3.05 details all non-operating revenues by funding source. Federal appropriations were authorized under the Fixing America's Surface Transportation Act (FAST Act), which is a fully funded five-year authorization of surface transportation programs through FY 2020. The FAST Act resulted in a net increase of federal revenues for MTS, which primarily impacts the CIP. Federal Transit Administration (FTA) funding is structured on a reimbursement basis (after expenses are incurred), and funds both the CIP and operations. In total, MTS's share of federal revenue is expected to increase by \$3.5 million to \$73.4 million, the overall amount in the operating budget will increase by \$3.9 million.

Regional sales tax receipts are projected to grow by 3.5% year over year for FY16 and by an additional 3.5% in FY17, resulting in additional formula TransNet and Transportation Development Act (TDA) revenues for MTS. Within the operating budget, TransNet and TDA revenues are projected to increase by approximately \$3.1 million in FY17.

In FY16, MTS has received \$6.6 million of State Transit Assistance (STA) funding year to date and projects to receive \$14.5 million in total. The State of California Controller's office projects MTS will receive an additional \$14.5 million for FY17. This funding is primarily programmed in the CIP, but a fixed \$3.6 million will be utilized in the operating budget to continue to fund the service increases put into place during FY13 at the Board's direction. Other State Revenue is projected to decrease by \$200,000 from the FY16 amended budget.

Other local funding is projected to decrease by \$3.9 million from the FY16 amended budget. This is due to the inclusion of \$3.9 million of federal CNG rebates in FY16 amended budget, which was added to offset a \$3.0 million decrease in STA funding.

Consolidated subsidy revenue totals \$161.1 million, an increase from the FY16 amended budget of \$5.9 million (3.8%).

Within other revenue, other funds decreased \$18.1 million from the FY16 amended budget due to the completion of the Lease-Leaseback transactions during FY16. Reserve revenue totals \$25,000, an increase from the FY16 amended budget of \$1.1 million. These reserve revenues reflect projected changes to the Taxicab Administration and San Diego & Arizona Eastern reserve balances. Taxicab Administration increased reserves by \$1.1 million in the FY16 amended budget, which is the reason for the large change in these figures.

Fiscal Year 2017 Expenses

Please refer to Section 2 of Attachment A for consolidated functional budgets, Section 4 for detailed operations budgets, Section 5 for detailed administrative budgets, Section 6 for detailed other activities budgets, and Section 7 for detailed debt service budgets.

As indicated within Section 2.01, FY17 combined expenses totaled \$276.1 million, a decrease from the FY16 amended budget of \$8.7 million (-3.1%). Section 10.2 contains the proposed service levels for FY17, showing a 0.4 percent increase in revenue miles.

Within operating expenses, personnel expenses are projected to increase from the FY16 amended budget by \$6.8 million (5.5%) as compared to FY17. Sections 10.03 and 10.04 contain summarized and detailed position information indicating an overall increase in full-time equivalent employees of 5.5; spread among the Finance, Procurement and Light Rail Vehicle Maintenance departments. Section 10.05 shows the proposed Salary Grade Ranges for FY17, which remains unchanged from the amended FY16 ranges. In addition to these position increases and general wage inflation, MTS costs are increasing due to health and welfare costs, as well as a large increase in the pension contribution for the self-funded pension plan. As mentioned previously, the five year experience study was completed for this pension plan, and based on the recommendation of the actuaries, a number of plan assumptions will be updated, resulting in a \$2.8 million increase in the contribution cost.

Outside service expenses are projected to increase from the FY16 amended budget by \$288,000 (1.1%). This increase is due to rising maintenance service agreement costs, as well as additional repairs and maintenance expenses. These increases are partially offset by the non-recurring naming rights payment made in FY16.

Purchased transportation also is projected to increase from the FY16 amended budget by \$2.1 million (3.1%), primarily due to increases in contracted rates.

Materials and supplies costs are projected to increase by \$1.5 million (14.8%), primarily due to maintenance projects within Rail operations.

Staff projects rates for CNG, gasoline, diesel, and electricity at \$0.90 per therm, \$2.65 per gallon, \$2.25 per gallon, and \$0.208 per kWh, respectively. These rate levels result in a projected increase in energy cost of \$670,000 (2.4%) from the FY16 amended budget.

Risk management costs are decreasing by \$2.1 million (-34.0%), due to the increased settlement costs budgeted within the amended FY16 budget, which are not expected to recur in FY17.

Debt service costs are projected to decrease from the FY16 amended budget by \$18.2 million, due to the completion of the Lease-Leaseback transactions during FY16.

Adjusting for the increased pension costs and the decrease to Lease-Leaseback debt service costs, expenses are increasing by \$6.4 million or 2.4%.

FY 2017 Other Information

Section 10.01 of Attachment A provides detail on the five-year forecast and key operating statistics. Section 10.05 provides a list of MTS Reserve balances as of the FY15 audited results.

Five-Year Operating Forecast

Section 10.01 provides a look at MTS operations through FY21.

Operating revenues are projected to increase by approximately 1.8 percent over the next four years. Sales tax projections used by staff range between 2.5 and 4.0 percent over the next four fiscal years, which impacts MTS's TDA and TransNet subsidy revenue. In total, revenues are projected to increase by an average of 1.9 percent over the next four fiscal years. Expenses are projected to increase by approximately 2.7 percent over the

following four fiscal years primarily due to expected continued operating expense increases including energy costs.

With projected expense growth exceeding projected revenue growth, the current five year operating forecast shows projected deficits each subsequent fiscal year, beginning with a deficit of \$1.2 million in FY18 and growing to \$9.2 million deficit in FY21.



Paul C. Jablonski
Chief Executive Officer

Key Staff Contact: Sharon Cooney, 619-557-4513, Sharon.Cooney@sdmts.com

Attachments: A. Proposed FY 2017 Budget
B. Resolution No. 16-12



Fiscal Year 2017

Proposed Budget

**Public Hearing and
Board Adoption
Agenda Item No. 25**

May 12, 2016

Metropolitan Transit System



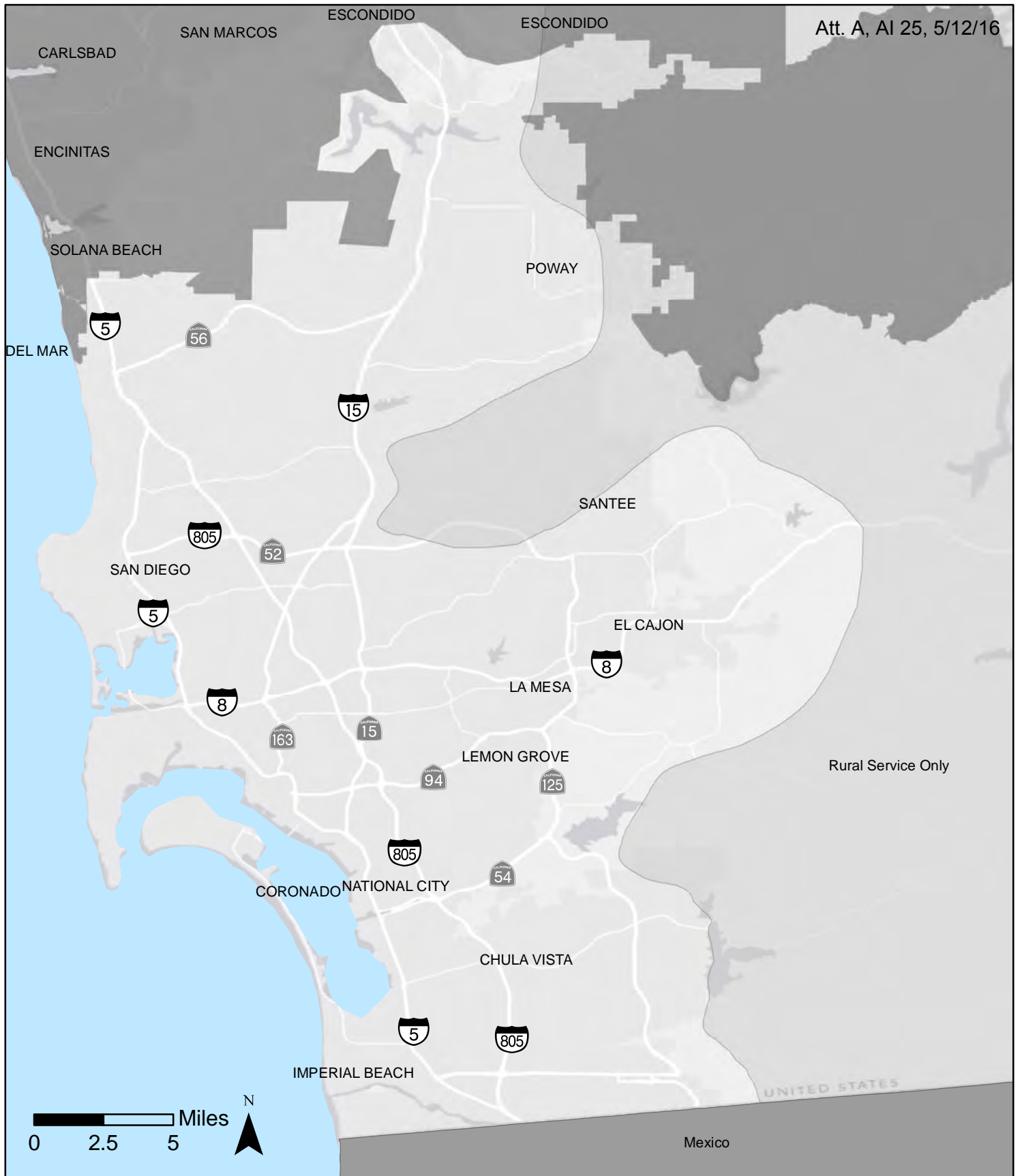
This page intentionally left blank.

**SAN DIEGO METROPOLITAN TRANSIT SYSTEM
TABLE OF CONTENTS
BUDGET FISCAL YEAR 2017**

Table of Contents.....	i
Section 1, Introduction	
1.02 Service Area.....	1
1.03 Description of Operator Activities.....	2
1.04 Organization Chart.....	10
Section 2, Functional Budgets	
2.01 Operating Budget Summary.....	11
2.02 Operations Budget.....	12
2.03 Administrative Budget.....	13
2.04 Other Activities Budget.....	14
2.05 Capital Budget - Summary.....	15
Section 3, Revenues	
3.01 Summary of Significant Revenue Activities.....	17
3.02 Revenue Summary.....	20
3.03 Passenger Revenue.....	21
3.04 Other Operating Revenue.....	22
3.05 Subsidy Operating Revenue.....	23
3.06 Other Non Operating Revenue.....	24
Section 4, Operations Budgets	
4.01 Operations Budget.....	25
4.02 Bus Operations.....	26
4.03 Rail Operations.....	27
4.04 Contract Bus Operations - Fixed Route.....	28
4.05 Contract Bus Operations - Para Transit.....	29
4.06 Chula Vista Transit.....	30
4.07 Coronado Ferry.....	31
4.08 Administrative Pass Through.....	32
4.09 Administrative Pass Through Detail.....	33
Section 5, Administrative Budgets	
5.01 Administrative Budget.....	35
5.02 Board of Directors.....	36
5.03 Board of Directors Administration.....	37
5.04 Bus Bench / Bus Shelter.....	38
5.05 Compass Card.....	39
5.06 Executive.....	40
5.07 Finance.....	41
5.08 Fringe Benefits.....	42

**SAN DIEGO METROPOLITAN TRANSIT SYSTEM
TABLE OF CONTENTS
BUDGET FISCAL YEAR 2017**

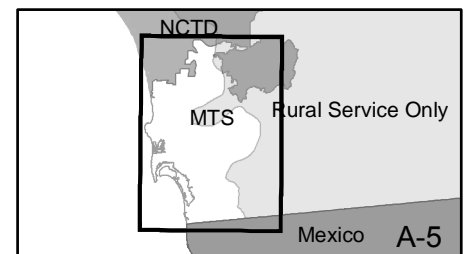
Section 5, Administrative Budgets (continued)	
5.09 General Expenses.....	43
5.10 Human Resources.....	44
5.11 Information Technology.....	45
5.12 Land Management.....	46
5.13 Legal.....	47
5.14 Marketing.....	48
5.15 Planning.....	49
5.16 Purchasing.....	50
5.17 Revenue.....	51
5.18 Risk.....	52
5.19 Security.....	53
5.20 Stores.....	54
5.21 Telephone Information Services.....	55
5.22 Transit Store.....	56
Section 6, Other Activities Budgets	
6.01 Other Activities Budget.....	57
6.02 Taxicab Administration.....	58
6.03 San Diego & Arizona Eastern Railroad.....	59
Section 7, Debt Service Budget	
7.01 Summary of Significant Debt Service Activities.....	61
7.02 Debt Service Detail.....	62
Section 8, Capital Budget	
8.01 Summary of Significant Capital Activities.....	63
8.02 Capital Budget Revenue	66
8.03 Capital Budget Projects.....	67
8.04 Cumulative Capital Budget.....	69
8.05 Capital Project Descriptions.....	71
8.06 Five Year Capital Projection.....	73
Section 9, Funding Sources by Activity	
9.01 Funding Sources by Activity - Summary Matrix.....	75
9.02 Funding Sources by Activity - Detail Matrix.....	76
9.03 Funding Sources by Activity - Detail Schedules.....	79
Section 10, Appendix	
10.01 Five Year Financial Projections.....	105
10.02 Statistical Summary.....	106
10.03 Position Information Summary.....	112
10.04 Position Information Detail.....	113
10.05 Salary Grade Ranges.....	122
10.06 Reserve Summary.....	123



Metropolitan Transit System AREA OF JURISDICTION

June, 2014

1



SAN DIEGO METROPOLITAN TRANSIT SYSTEM
System Summary
Fiscal Year 2017
Section 1.03

The San Diego Metropolitan Transit System was created to provide the policy setting and overall management coordination of the public transportation system in the San Diego metropolitan service area. This service area encompasses approximately 3 million people residing in a 570 square mile area of San Diego County, including the cities of Chula Vista, Coronado, El Cajon, Imperial Beach, La Mesa, Lemon Grove, National City, Poway, Santee, San Diego and the unincorporated area of the County of San Diego. A number of fixed-route operating entities provide the service and have banded together to form a federation of transit service providers called the Metropolitan Transit System (MTS). The purpose of MTS is to provide coordinated routes, fares and transfers among the different operating entities.

Bus Operations

MTS Bus Operations are a consolidation of services operated by San Diego Transit Corporation (SDTC) and MTS Contracted Services. These entities operate and maintain a fleet of 793 buses, 64% of which are powered by environmentally friendly compressed natural gas. In fiscal year (FY) 2017, MTS bus services will operate a total of 101 fixed routes, including traditional urban shuttle-type routes, express routes and bus rapid transit routes, plus paratransit services. These bus services will log over 2 million revenue hours while traveling over 24 million revenue miles across San Diego County. FY17 ridership for all MTS routes is projected at approximately 59 million passengers.

Rail Operations

MTS Rail Operations (SDTI) operate and maintain a fleet of 128 light rail vehicles (LRVs) to provide transit service over three separate operating line segments. The Blue Line operates from the US/Mexico border through downtown San Diego and terminates at the Old Town Transit Center. The Orange Line serves the East County communities from El Cajon through downtown San Diego. The Green Line operates from Santee along Mission Valley and serves the campus of SDSU through a short tunnel section before continuing to Old Town Transit Center where service connects with the Blue Line. Beginning in FY13, the Green Line was extended from the Old Town Transit Center to the Imperial Station, via the Bayside Corridor. The Blue Line now terminates at the America Plaza Station and the Orange Line terminates at the Santa Fe Depot with a timed Green Line transfer. The entire system encompasses 54.3 total miles (107.6 total track miles) of light rail transit (LRT) to 53 transit centers. Regular LRT service is provided virtually around the clock with a 22-hour service window with 509 daily scheduled train trips (and many more during special events). FY17 ridership for the MTS rail system is projected at approximately 41 million passengers.

Other Operations

The City of Coronado sponsors a peak-period, fare-free commuter ferry service operating between downtown San Diego, Naval Air Station North Island, and Coronado. This ferry service transports approximately 72,000 passengers per year. This service operates on weekdays only in the mornings between the hours of 5:15 a.m. and 8:35 a.m. and in the afternoons between 2:00 p.m. and 6:30 p.m.

SAN DIEGO METROPOLITAN TRANSIT SYSTEM
 Rail Operations Description of Activities
 Fiscal Year 2017
 Section 1.03

General System Summary

San Diego Trolley, Inc. opened for revenue service on July 26, 1981, with the initial operating line extending from Centre City San Diego, to San Ysidro Station at the Mexican border. The system, now referred to as the MTS Rail Division, has enjoyed a very successful 35-year operating history, maturing through nine service expansions to one of the largest LRT systems in North America, at over 54 miles in length.

The LRT operation consists of three separate operating line segments. The Blue Line operates from the San Ysidro Transit Center through downtown San Diego and terminates at the America Plaza station. The Orange Line serves in East County communities from the El Cajon Transit Center through downtown San Diego, terminating at the Santa Fe Depot station where service connects with the Green Line. The Green Line operates from Santee Town Center station through Mission Valley and serves the campus of SDSU and Qualcomm Stadium – home of the San Diego Chargers. It continues through Old Town to downtown San Diego along the Bayside corridor, serving the Convention Center, major hotel chains and PETCO Park - home of the San Diego Padres, before terminating at the 12th and Imperial Transit Center where it connects with the Blue and Orange Lines. The entire system (all three line segments) is providing low-floor service where on-time performance and service efficiencies continue to enhance the ridership experience.

The system operates and maintains a current fleet of 128 Siemens light rail vehicles. This includes 52 SD100 LRVs, 11 S70 (90 foot) and 65 S70 (80 foot) low-floor LRVs. While the Metrotranvia rail system in the Province of Mendoza, Argentina, has contracted for 35 of the original 71 first generation U2 vehicles, only 18 have been delivered as of June 30, 2015. Four U2s have been placed in museums in trade for restorable PCC cars, two of which have been fully restored and provide service as part of the MTS Vintage fleet on the Silver Line (Centre City Loop). The remaining U2s have been decommissioned and await potential placement opportunities in various museums around the country, as well as The Department of Homeland Security (DHS) for emergency response training in Lackland, TX. Any remaining U2s will be auctioned. We assume a final disposition of the U2 fleet in their entirety in FY17. With the S70 order and the station platform retrofit project complete, the standard train consist is now fixed at a minimum of S70-SD100-S70 (at least two low-floor LRVs per train) dramatically reducing system delays caused by the ever-increasing use of the wheelchair lifts system-wide. The general operating environment includes a combination of open stations at-grade with standard railroad crossing protection, downtown mixed street traffic operation, elevated guideways with aerial stations, open-cut sub-grade tracks and one 4,100-ft long tunnel and underground station at SDSU.

The MTS rail system is projected to carry over 41 million passengers in FY17. Light rail service is provided to 53 stations and transit centers through seven local jurisdictions, each with separate emergency response (police, fire and paramedic) services. Currently, MTS Rail Operations operates 509 weekday scheduled trips and many more during special events. While weekday ridership is approximately 110,000, this number increases substantially when major event service is provided (ridership typically increases by 35,000+). Major special events include those at PETCO Park (Padres), Qualcomm Stadium (Chargers and other major events), Oktoberfest, etc. Regular LRT service is provided virtually around the clock with a 22-hour service window.

The Mid-Coast Corridor Transit Project, a TransNet II early action item, was initiated in FY10. When complete, the rail line will extend from the Old Town Transit Center up to the campus of UCSD and the University City area of La Jolla. This will be the 10th service expansion of the LRT system, with the estimated commencement of revenue service scheduled in Spring 2021.

SAN DIEGO METROPOLITAN TRANSIT SYSTEM
Directly Operated Bus Services Description of Activities
Fiscal Year 2017
Section 1.03

General System Summary

Founded in 1886, San Diego Transit Corporation (SDTC) has been providing the citizens of San Diego with safe, efficient and reliable public transportation for 130 years. Its fleet of 273 buses is projected to carry nearly 29 million customers in FY17.

SDTC, now referred to as MTS Bus, directly operates 27 routes, 16 Urban/Local routes, 5 Express routes, and 6 Rapid routes. Three of the urban routes operate with a limited-stop component, serving only major stops for a faster trip. Service is offered throughout the City of San Diego and into surrounding communities in an area that stretches from National City in the South Bay as far north as the City of Escondido and from the Pacific Ocean to the City of La Mesa in East County. These routes meet a variety of customer needs providing transportation to work, school, shopping, medical appointments and recreational activities.

Effective June 2014, MTS Bus has initiated services for the Bus Rapid Transit (BRT) project. The BRT platform is based on a priority operating environment through the use of managed bus lanes and signal priority. MTS Bus operates the branded "Rapid" routes (215, 235 & 237) featuring high frequency, longer service duration, articulated buses and enhanced passenger facilities. Rapid services operate along several corridors, including; the I-15 corridor between Downtown San Diego and Escondido, the El Cajon Blvd corridor between SDSU and Downtown San Diego and along Mira Mesa Blvd corridor between I-15 (Miramar College) and UCSD. The SuperLoop, a locally branded form of BRT, and part of the Rapid family, provides service to the community of University City, serving UCSD, UTC shopping center and La Jolla Colony. These BRT services provide an entire new network of premium level services for the community.

The entire MTS Bus fleet is fully ramp accessible to persons with mobility impairments and the ramps are deployed approximately 30,000 times per month. Every bus has two tie-down areas to accommodate and secure wheelchairs. All buses also have a "kneeling" feature, which lowers the front of the bus for easier access to/from the curb. At the present time, 100% of the fleet is comprised of low-floor buses, making entry and exit easier and faster.

Over ninety-five percent of the MTS Bus fleet is powered by environmentally friendly compressed natural gas (CNG). As buses are added or replaced, CNG is the fuel of choice. MTS also operates 12 gasoline hybrid buses which began operation in June of 2009 on the Super-Loop, a BRT circulator route serving the communities of University City and UCSD. In FY16 MTS replaced 13 articulated diesel buses with 13 articulated CNG powered buses. The retirement of these 13 buses marked the end of MTS' diesel bus operation, with a predominantly CNG fleet. All MTS buses are equipped with bicycle racks that allow cyclists to combine their modes of travel.

MTS Bus maintains an aggressive Preventive Maintenance Program to ensure the safety and reliability of its equipment and averages over 10,000 miles between road calls, which means that fewer customers are inconvenienced due to bus malfunctions. MTS Bus is committed to providing its customers with a quality riding experience, employing programs to monitor driver performance, following through on customer input and provide continuous training to refresh drivers' operating and customer service skills. MTS Bus takes safety seriously with a commitment to safe, defensive driving, and it has paid off with no major accidents in the last five years and a preventable Accident Frequency Rate (AFR) (the number of accidents for every 100,000 miles driven) of 1.13.

MTS Bus staff operates the Regional Transit Information Service (RTIS), which provides complete route and schedule information for all the fixed-route bus and rail operators in San Diego County.

Over a million customers receive personal trip plans or automated assistance through the RTIS every year. With its on-line trip planning service, the RTIS also provides over one million personalized trip plans on the MTS website.

MTS staff also operates the Transit Store, which is a downtown retail facility that sells fare media, issues ID cards to seniors/disabled/youth, and processes lost articles.

SAN DIEGO METROPOLITAN TRANSIT SYSTEM
Contract Bus Services' Description of Activities
Fiscal Year 2017
Section 1.03

General System Summary

MTS contracted bus operations directly contracts with private transportation providers through contract administration, operational, maintenance and fiscal performance management, incorporating a variety of operation service contracts for fixed-route, shuttle, minibuses, and paratransit services. MTS began contracting bus operations in the region in the early 1980s. Various fixed-route and shuttle type services have been added over the past three decades.

Operationally, FY17 ridership for MTS contracted fixed routes is projected at approximately 29 million passengers. In FY17, contract bus services will operate a total of 75 traditional fixed and shuttle-type routes, logging approximately 990,000 revenue hours while traveling approximately 10.3 million fixed-route revenue miles across San Diego County. Currently, MTS contracted bus operations have long-term service contracts with two private transportation providers. A brief description of the companies and the services they provide for MTS follows.

Transdev North America

Transdev North America, Inc. (previously named Veolia Transportation) is headquartered in Lombard, Illinois near Chicago. Transdev North America is the largest private sector operator of multiple modes of transit in North America, providing bus, rail, paratransit, shuttle, sedan and taxi services. They manage over 200 transportation contracts for cities, transit authorities and airports, providing safe and sustainable mobility solutions. Their mission is to improve public transportation, to enhance quality of life and combat global warming. In California, Transdev operates 20+ contracts including San Francisco, Oakland, Los Angeles, San Diego, Napa, Sonoma, Stanford University, and more.

Transdev has developed a suite of specialized business procedures, processes, programs and proprietary technology in each area of transit operations. It is dedicated to providing safe, reliable, efficient and sustainable mobility that passengers, transit authorities and cities can trust.

Transdev is a global leader in passenger transportation and operates in 20 countries on five continents with 83,000 employees and provides more than 3.5 billion passenger trips annually in bus, paratransit, taxi, rail and ferry services. Transdev is owned by Veolia, a leading environmental services company, and Caisse des Dépôts, a financial institution that is a long-term investor in projects that serve the public interest, including affordable housing, energy efficiency, renewable energy, public transportation and infrastructure.

Transdev has been a private transportation provider for MTS since July 1992. In early 2015, Transdev was awarded a renewal of its fixed-route contract by the MTS Board of Directors. Transdev operates MTS's South Bay Division located in Chula Vista, and MTS's East County Division located in El Cajon.

The new South Bay, East County, Commuter Express, Rural and BRT bus service contract, effective July 1, 2015, has a value estimated to be \$735.4 million over the full 12-year contract term (6 base years with two 3 year options available to MTS).

South Bay Division

MTS's South Bay Division operates 35 fixed routes in the south and central areas of San Diego County. These routes utilize 231 MTS-owned compressed natural gas (CNG) fueled transit buses. All of these buses are operated, serviced and fueled at the MTS-owned South Bay Division located at 3650A Main Street in Chula Vista.

This division was expanded in the Fall of 2014 to be able to operate and maintain up to 250 buses. The expansion includes a new administration building, a new 48,000 square foot bus maintenance facility, and a new state-of-the-art dual bus wash.

From MTS' South Bay Division, Transdev operates all of the 700-series routes and the majority of the 900-series routes providing service to many communities within the City of San Diego, Ocean Beach, Point Loma, Kearny Mesa, Mission Valley, Serra Mesa, Emerald Hills, College Area, Valencia Park, Oak Park, Southcrest, City Heights, Hillcrest, Old Town, Mission Hills, South San Diego, Barrio Logan, Otay Mesa, Mira Mesa and San Ysidro. Transdev operates service in Coronado, Imperial Beach, National City, Chula Vista, Lemon Grove and some additional areas in the County of San Diego. Transdev also operates service between downtown San Diego and the airport.

South Bay Weekend/Holiday Service

On Sundays and holidays, South Bay operates six additional routes in the East County area. These routes utilize the same 231 MTS-owned CNG fueled transit buses as above and are serviced and fueled at the MTS South Bay Division.

East County Division

MTS's East County Division operates 15 fixed routes, 4 rural routes, and 2 express routes in the eastern, northern and rural areas of San Diego County. These routes utilize 51 MTS-owned diesel transit buses, 25 MTS-owned diesel over-the-road type coaches and 3 MTS-owned gasoline minibuses. All of these buses are operated, serviced and fueled at the MTS-owned East County Division located at 1213 North Johnson Avenue in El Cajon.

Transdev operates the 800-series fixed routes in the eastern areas of the county. The East County service operates within the cities of El Cajon, Santee, La Mesa, Lemon Grove and unincorporated areas of Lakeside, Alpine, Rancho San Diego, Casa de Oro and Spring Valley. Rural service operates in communities from Ramona to Borrego Springs, Jacumba, Pine Valley, Descanso, Viejas, Alpine, Tecate, Rancho San Diego and Campo.

Transdev's East County Division also operates two 200-series rapid express routes. These rapid express routes operate during peak periods only along Interstate 15 (I-15) between the communities of Escondido, Poway, Rancho Bernardo, Rancho Penasquitos/Sabre Springs, Carmel Mountain Ranch and downtown San Diego. Service is provided on commuter type over-the-road coach vehicles and use dedicated high-occupancy vehicle (HOV) lanes and limited stops to provide quick and easy travel along the corridor.

First Transit, Inc.

First Transit, Inc., part of FirstGroup America based in Cincinnati, Ohio, is a leading provider of passenger transportation contract and management services in the United States. With more than 51 years of experience, First Transit provides operation, management and consulting for 340 locations in 39 states, 4 Canadian Provinces and Puerto Rico for transit authorities, state departments of transportation, federal agencies, colleges and universities, airports, municipal organizations, private companies and more. First Transit is supported by 19,000 employees in North America.

FirstGroup America is the leader in safe, reliable and sustainable transportation, and is the largest provider of surface transportation services in North America. FirstGroup America owns and/or operates over 108,000 school and transit buses, and maintains many more vehicles in over 1,100 locations in the United States and Canada. FirstGroup America is comprised of three divisions:

- First Student, which provides school bus transportation and charter services.
- First Transit and First Services, which provides transit contracting, management and maintenance services.
- Greyhound, which provides scheduled inter-city bus transportation services in the United States and Canada.

FirstGroup plc., the parent company of FirstGroup America, employs over 117,000 people worldwide, and carries more than 2.5 billion passengers a year through the provision of bus, ADA paratransit and rail services. FirstGroup plc. is a publicly traded company listed on the London Stock Exchange and is headquartered in Aberdeen City, Scotland. FirstGroup is the largest bus and passenger rail operator in the U.K.

Copley Park Division

ADA Paratransit Service

First Transit operates 173 MTS-owned paratransit vehicles to provide ADA paratransit service throughout the entire MTS service area. All of these buses are operated, serviced and fueled at the MTS-owned Copley Park Division located at 7490 Copley Park Place in Kearny Mesa. In addition, First Transit operates the reservation call center, scheduling, dispatching and maintenance for MTS's ADA paratransit services which provides approximately 422,000 annual trips to 570,000 passengers each year.

First Transit has been an ADA paratransit provider for MTS since 2000. Their current contract with MTS began on July 1, 2010. This service contract has an estimated value of \$106.0 million over the full 9 year contract term (5 base years with 2 two-year option years available to MTS).

Fixed Route Service

First Transit was awarded the MTS minibus contract by the MTS Board in February 2011. The minibus contract operates from the MTS Copley Park Division in Kearny Mesa. The minibus service contract has an estimated contract value of \$31.3 million over the full 10 year contract term (5 base years with 5 one-year option years available to MTS). MTS has realized significant cost savings over the duration of this contract by taking advantage of economies of scales presented by the opportunity to operate the ADA service contract jointly with the minibus operation at the same location, thus, taking full advantage of the many operating synergies.

First Transit began minibus operations on June 12, 2011, serving Mira Mesa, Linda Vista, Kearny Mesa, Poway, Tierrasanta, El Cajon, Santee, Spring Valley and Mid-City. First Transit operates 37 MTS-owned gasoline minibuses on 17 weekday fixed routes (including one express route) and 17 weekend fixed routes.

First Transit also operates the Sorrento Valley Coaster Connection (SVCC) shuttle service, which utilizes MTS-owned minibuses. This service consists of four routes and a sweeper bus that travels on weekdays from the Sorrento Valley Coaster Station to Sorrento Mesa, Carroll Canyon, Torrey Pines and UTC.

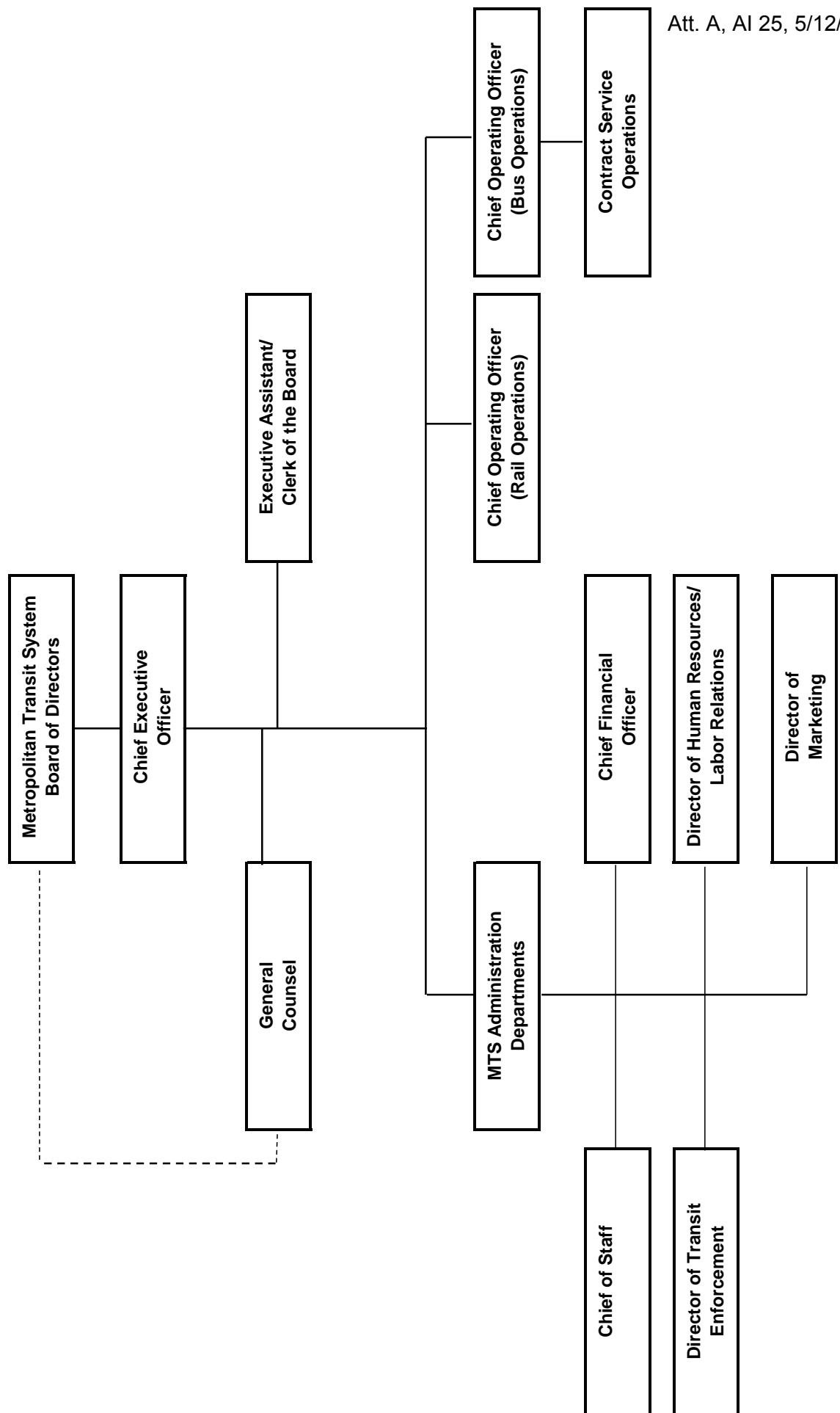
SAN DIEGO METROPOLITAN TRANSIT SYSTEM
Coronado Ferry Description of Activities
Fiscal Year 2017
Section 1.03

General System Summary

The City of Coronado sponsors a peak-period, fare-free commuter ferry service operating between downtown San Diego and Coronado. This ferry service transports approximately 79,000 passengers per year. The City of Coronado contracts with Flagship Cruises and Events to provide this peak period, fare-free commuter ferry service. Operating vessels include the Cabrillo, the Silvergate and the Marietta.

The service currently operates on weekdays only in the mornings for five trips departing from Broadway between the hours of 5:15 a.m. and 8:10 a.m. and five trips departing from Coronado Ferry Landing between the hours of 5:40 a.m. and 8:35 a.m. In the afternoons there are five trips departing from Broadway between 2:00 p.m. and 6:00 p.m. and five trips departing from Coronado Ferry Landing between 2:30 p.m. and 6:30 p.m.

**San Diego Metropolitan Transit System
Executive Level Organization Chart
Fiscal Year 2017
Section 1.04**



Att. A, AI 25, 5/12/16

**SAN DIEGO METROPOLITAN TRANSIT SYSTEM
OPERATING BUDGET SUMMARY
FISCAL YEAR 2017
SECTION 2.01**

	ACTUAL FY15	AMENDED BUDGET FY16	PROPOSED BUDGET FY17	\$ CHANGE BUDGET/ AMENDED	% CHANGE BUDGET/ AMENDED
OPERATING REVENUE					
PASSENGER REVENUE	99,114,021	100,679,972	100,808,622	128,650	0.1%
OTHER OPERATING INCOME	10,398,709	14,959,537	14,259,419	(700,117)	-4.7%
TOTAL OPERATING REVENUES	109,512,731	115,639,509	115,068,042	(571,467)	-0.5%
NON OPERATING REVENUE					
TOTAL SUBSIDY REVENUE	147,012,048	155,138,557	161,055,823	5,917,265	3.8%
OTHER NON OPERATING REVENUE					
RESERVE REVENUE	73,890	(1,111,299)	25,011	1,136,310	-102.3%
OTHER INCOME	101,038,302	18,108,323	-	(18,108,323)	-100.0%
TOTAL OTHER NON OPERATING REVENUE	101,112,192	16,997,024	25,011	(16,972,013)	-99.9%
TOTAL NON OPERATING REVENUE	248,124,240	172,135,581	161,080,833	(11,054,748)	-6.4%
TOTAL COMBINED REVENUES	357,636,970	287,775,090	276,148,875	(11,626,215)	-4.0%
OPERATING EXPENSES					
LABOR EXPENSES	72,597,102	73,670,604	76,121,481	2,450,878	3.3%
FRINGE EXPENSES	46,229,783	49,459,078	53,839,931	4,380,853	8.9%
TOTAL PERSONNEL EXPENSES	118,826,885	123,129,682	129,961,412	6,831,731	5.5%
SECURITY EXPENSES	7,236,853	7,252,556	7,747,777	495,221	6.8%
REPAIR/MAINTENANCE SERVICES	4,796,334	5,763,778	5,965,953	202,175	3.5%
ENGINE AND TRANSMISSION REBUILD	1,112,350	1,210,371	1,026,800	(183,571)	-15.2%
OTHER OUTSIDE SERVICES	8,588,970	11,839,456	11,613,976	(225,479)	-1.9%
PURCHASED TRANSPORTATION	66,212,498	67,944,963	70,066,351	2,121,387	3.1%
TOTAL OUTSIDE SERVICES	87,947,005	94,011,124	96,420,856	2,409,733	2.6%
LUBRICANTS	450,598	459,000	473,000	14,000	3.1%
TIRES	1,055,787	994,877	1,055,868	60,991	6.1%
OTHER MATERIALS AND SUPPLIES	8,457,293	8,435,654	9,824,540	1,388,886	16.5%
TOTAL MATERIALS AND SUPPLIES	9,963,677	9,889,531	11,353,408	1,463,877	14.8%
DIESEL FUEL	6,615,524	6,261,883	5,506,910	(754,973)	-12.1%
CNG	8,338,603	8,002,330	8,539,907	537,577	6.7%
TRACTION POWER	8,985,293	9,000,000	9,600,000	600,000	6.7%
UTILITIES	5,040,037	4,770,767	5,058,535	287,768	6.0%
TOTAL ENERGY	28,979,456	28,034,980	28,705,352	670,372	2.4%
RISK MANAGEMENT	3,999,755	6,117,204	4,039,713	(2,077,491)	-34.0%
GENERAL AND ADMINISTRATIVE	2,071,626	2,556,758	2,705,669	148,911	5.8%
DEBT SERVICE	102,930,538	19,892,053	1,687,501	(18,204,552)	-91.5%
VEHICLE / FACILITY LEASE	1,261,092	1,248,695	1,274,963	26,268	2.1%
TOTAL OPERATING EXPENSES	355,980,033	284,880,026	276,148,874	(8,731,152)	-3.1%
NET OPERATING SUBSIDY	(246,467,303)	(169,240,518)	(161,080,832)	(8,159,685)	-4.8%
OVERHEAD ALLOCATION	-	0	(0)	-	0.0%
ADJUSTED NET OPERATING SUBSIDY	(246,467,303)	(169,240,517)	(161,080,833)	(8,159,684)	-4.8%
TOTAL REVENUES LESS TOTAL EXPENSES	1,656,937	2,895,064	0	2,895,063	0.0%

**SAN DIEGO METROPOLITAN TRANSIT SYSTEM
OPERATIONS BUDGET
FISCAL YEAR 2017
SECTION 2.02**

	ACTUAL FY15	AMENDED BUDGET FY16	PROPOSED BUDGET FY17	\$ CHANGE BUDGET/ AMENDED	% CHANGE BUDGET/ AMENDED
OPERATING REVENUE					
PASSENGER REVENUE	99,114,021	100,679,972	100,808,622	128,650	0.1%
OTHER OPERATING INCOME	1,230,870	705,000	705,000	-	0.0%
TOTAL OPERATING REVENUES	100,344,892	101,384,972	101,513,622	128,650	0.1%
NON OPERATING REVENUE					
TOTAL SUBSIDY REVENUE	144,851,341	154,963,769	160,915,823	5,952,053	3.8%
OTHER NON OPERATING REVENUE					
RESERVE REVENUE	-	-	-	-	-
OTHER INCOME	-	-	-	-	-
TOTAL OTHER NON OPERATING REVENUE	-	-	-	-	-
TOTAL NON OPERATING REVENUE	144,851,341	154,963,769	160,915,823	5,952,053	3.8%
TOTAL COMBINED REVENUES	245,196,233	256,348,741	262,429,445	6,080,704	2.4%
OPERATING EXPENSES					
LABOR EXPENSES	60,447,686	60,556,927	62,254,777	1,697,850	2.8%
FRINGE EXPENSES	39,433,426	43,078,312	46,804,053	3,725,742	8.6%
TOTAL PERSONNEL EXPENSES	99,881,112	103,635,239	109,058,831	5,423,592	5.2%
SECURITY EXPENSES	223,417	225,556	229,027	3,471	1.5%
REPAIR/MAINTENANCE SERVICES	4,730,749	5,653,778	5,853,453	199,675	3.5%
ENGINE AND TRANSMISSION REBUILD	1,112,350	1,210,371	1,026,800	(183,571)	-15.2%
OTHER OUTSIDE SERVICES	1,939,097	2,945,305	3,093,060	147,754	5.0%
PURCHASED TRANSPORTATION	66,212,498	67,944,963	70,066,351	2,121,387	3.1%
TOTAL OUTSIDE SERVICES	74,218,110	77,979,974	80,268,690	2,288,716	2.9%
LUBRICANTS	450,598	459,000	473,000	14,000	3.1%
TIRES	1,047,361	985,877	1,047,868	61,991	6.3%
OTHER MATERIALS AND SUPPLIES	8,418,550	8,412,654	9,801,540	1,388,886	16.5%
TOTAL MATERIALS AND SUPPLIES	9,916,509	9,857,531	11,322,408	1,464,877	14.9%
DIESEL FUEL	6,467,061	6,129,183	5,372,210	(756,973)	-12.4%
CNG	8,338,603	8,002,330	8,539,907	537,577	6.7%
TRACTION POWER	8,985,293	9,000,000	9,600,000	600,000	6.7%
UTILITIES	4,366,015	4,067,827	4,345,335	277,508	6.8%
TOTAL ENERGY	28,156,971	27,199,340	27,857,452	658,112	2.4%
RISK MANAGEMENT	3,575,907	5,709,854	3,573,057	(2,136,798)	-37.4%
GENERAL AND ADMINISTRATIVE	272,353	316,062	448,627	132,565	41.9%
DEBT SERVICE	1,141,686	1,052,065	947,884	(104,181)	-9.9%
VEHICLE / FACILITY LEASE	992,159	1,031,695	1,028,963	(2,732)	-0.3%
TOTAL OPERATING EXPENSES	218,154,806	226,781,760	234,505,911	7,724,152	3.4%
NET OPERATING SUBSIDY	(117,809,914)	(125,396,788)	(132,992,289)	7,595,501	6.1%
OVERHEAD ALLOCATION	(29,046,427)	(29,566,982)	(27,923,533)	1,643,449	-5.6%
ADJUSTED NET OPERATING SUBSIDY	(146,856,342)	(154,963,770)	(160,915,822)	5,952,052	3.8%
TOTAL REVENUES LESS TOTAL EXPENSES	(2,005,000)	-	-	-	-

**SAN DIEGO METROPOLITAN TRANSIT SYSTEM
ADMINISTRATIVE BUDGET
FISCAL YEAR 2017
SECTION 2.03**

	ACTUAL FY15	AMENDED BUDGET FY16	PROPOSED BUDGET FY17	\$ CHANGE BUDGET/ AMENDED	% CHANGE BUDGET/ AMENDED
OPERATING REVENUE					
PASSENGER REVENUE	-	-	-	-	-
OTHER OPERATING INCOME	8,086,216	11,587,537	12,029,419	441,883	3.8%
TOTAL OPERATING REVENUES	8,086,216	11,587,537	12,029,419	441,883	3.8%
NON OPERATING REVENUE					
TOTAL SUBSIDY REVENUE	2,160,706	174,788	140,000	(34,788)	-19.9%
OTHER NON OPERATING REVENUE					
RESERVE REVENUE	-	-	-	-	-
OTHER INCOME	101,038,302	18,108,323	-	(18,108,323)	-100.0%
TOTAL OTHER NON OPERATING REVENUE	101,038,302	18,108,323	-	(18,108,323)	-100.0%
TOTAL NON OPERATING REVENUE	103,199,008	18,283,111	140,000	(18,143,111)	-99.2%
TOTAL COMBINED REVENUES	111,285,224	29,870,648	12,169,419	(17,701,228)	-59.3%
OPERATING EXPENSES					
LABOR EXPENSES	11,540,245	12,349,034	13,059,949	710,915	5.8%
FRINGE EXPENSES	6,618,503	6,114,199	6,763,846	649,647	10.6%
TOTAL PERSONNEL EXPENSES	18,158,748	18,463,233	19,823,795	1,360,562	7.4%
SECURITY EXPENSES	7,013,436	7,027,000	7,518,750	491,750	7.0%
REPAIR/MAINTENANCE SERVICES	62,188	104,000	106,500	2,500	2.4%
ENGINE AND TRANSMISSION REBUILD	-	-	-	-	-
OTHER OUTSIDE SERVICES	6,538,995	8,707,040	8,380,807	(326,234)	-3.7%
PURCHASED TRANSPORTATION	-	-	-	-	-
TOTAL OUTSIDE SERVICES	13,614,620	15,838,040	16,006,057	168,016	1.1%
LUBRICANTS	-	-	-	-	-
TIRES	8,426	9,000	8,000	(1,000)	-11.1%
OTHER MATERIALS AND SUPPLIES	36,148	16,000	16,000	-	0.0%
TOTAL MATERIALS AND SUPPLIES	44,574	25,000	24,000	(1,000)	-4.0%
DIESEL FUEL	142,837	126,700	127,700	1,000	0.8%
CNG	-	-	-	-	-
TRACTION POWER	-	-	-	-	-
UTILITIES	668,507	692,940	703,200	10,260	1.5%
TOTAL ENERGY	811,344	819,640	830,900	11,260	1.4%
RISK MANAGEMENT	408,447	391,349	450,656	59,307	15.2%
GENERAL AND ADMINISTRATIVE	1,689,046	2,120,026	2,141,622	21,596	1.0%
DEBT SERVICE	101,788,852	18,839,988	739,617	(18,100,371)	-96.1%
VEHICLE / FACILITY LEASE	265,615	200,000	220,000	20,000	10.0%
TOTAL OPERATING EXPENSES	136,781,246	56,697,277	40,236,646	(16,460,630)	-29.0%
NET OPERATING SUBSIDY	(128,695,030)	(45,109,740)	(28,207,227)	(16,902,513)	-37.5%
OVERHEAD ALLOCATION	29,157,959	29,721,694	28,067,227	(1,654,467)	-5.6%
ADJUSTED NET OPERATING SUBSIDY	(99,537,071)	(15,388,046)	(140,000)	(15,248,046)	-99.1%
TOTAL REVENUES LESS TOTAL EXPENSES	3,661,937	2,895,065	(0)	2,895,065	-100.0%

**SAN DIEGO METROPOLITAN TRANSIT SYSTEM
OTHER ACTIVITIES BUDGET
FISCAL YEAR 2017
SECTION 2.04**

	ACTUAL FY15	AMENDED BUDGET FY16	PROPOSED BUDGET FY17	\$ CHANGE BUDGET/ AMENDED	% CHANGE BUDGET/ AMENDED
OPERATING REVENUE					
PASSENGER REVENUE	-	-	-	-	-
OTHER OPERATING INCOME	1,081,623	2,667,000	1,525,000	(1,142,000)	-42.8%
TOTAL OPERATING REVENUES	1,081,623	2,667,000	1,525,000	(1,142,000)	-42.8%
NON OPERATING REVENUE					
TOTAL SUBSIDY REVENUE	-	-	-	-	-
OTHER NON OPERATING REVENUE					
RESERVE REVENUE	73,890	(1,111,299)	25,011	1,136,310	-102.3%
OTHER INCOME	-	-	-	-	-
TOTAL OTHER NON OPERATING REVENUE	73,890	(1,111,299)	25,011	1,136,310	-102.3%
TOTAL NON OPERATING REVENUE	73,890	(1,111,299)	25,011	1,136,310	-102.3%
TOTAL COMBINED REVENUES	1,155,513	1,555,701	1,550,011	(5,690)	-0.4%
OPERATING EXPENSES					
LABOR EXPENSES	609,171	764,642	806,755	42,112	5.5%
FRINGE EXPENSES	177,854	266,568	272,032	5,464	2.0%
TOTAL PERSONNEL EXPENSES	787,025	1,031,210	1,078,786	47,576	4.6%
SECURITY EXPENSES	-	-	-	-	-
REPAIR/MAINTENANCE SERVICES	3,397	6,000	6,000	-	0.0%
ENGINE AND TRANSMISSION REBUILD	-	-	-	-	-
OTHER OUTSIDE SERVICES	110,877	187,110	140,110	(47,000)	-25.1%
PURCHASED TRANSPORTATION	-	-	-	-	-
TOTAL OUTSIDE SERVICES	114,275	193,110	146,110	(47,000)	-24.3%
LUBRICANTS	-	-	-	-	-
TIRES	-	-	-	-	-
OTHER MATERIALS AND SUPPLIES	2,594	7,000	7,000	-	0.0%
TOTAL MATERIALS AND SUPPLIES	2,594	7,000	7,000	-	0.0%
DIESEL FUEL	5,626	6,000	7,000	1,000	16.7%
CNG	-	-	-	-	-
TRACTION POWER	-	-	-	-	-
UTILITIES	5,515	10,000	10,000	-	0.0%
TOTAL ENERGY	11,141	16,000	17,000	1,000	6.3%
RISK MANAGEMENT	15,401	16,000	16,000	-	0.0%
GENERAL AND ADMINISTRATIVE	110,227	120,670	115,420	(5,250)	-4.4%
DEBT SERVICE	-	-	-	-	-
VEHICLE / FACILITY LEASE	3,318	17,000	26,000	9,000	52.9%
TOTAL OPERATING EXPENSES	1,043,981	1,400,990	1,406,316	5,327	0.4%
NET OPERATING SUBSIDY	37,642	1,266,010	118,684	1,147,327	-90.6%
OVERHEAD ALLOCATION	(111,532)	(154,711)	(143,694)	-	-7.1%
ADJUSTED NET OPERATING SUBSIDY	(73,890)	1,111,299	(25,011)	1,136,310	-102.3%
TOTAL REVENUES LESS TOTAL EXPENSES	-	-	-	-	0.0%

**SAN DIEGO METROPOLITAN TRANSIT SYSTEM
CAPITAL IMPROVEMENT PROGRAM
FY 2017 FUNDING SOURCES (\$000s)
SECTION 2.05**

Funding Description	FY15	FY16	FY17
Federal Funding Estimate	\$ 66,552	\$ 88,588	\$ 73,415
Transportation Development Act	33,144	45,623	35,577
Proposition 1B	39,855	3,585	2,779
California State Transit Assistance (STA)	18,033	17,500	14,500
California Cap and Trade (TIRCP, LCTOP)	-	-	35,599
Other Funding	984	3,808	3,100
Total Available Funding	\$ 158,568	\$ 159,104	\$ 164,970
Preventive Maintenance	\$ (49,911)	\$ (52,456)	\$ (52,298)
SANDAG Planning Study	(958)	(203)	(199)
Operation Usage	(3,633)	(3,600)	(3,600)
Total Preventative Maintenance/SANDAG Planning	\$ (54,502)	\$ (56,259)	\$ (56,097)
Available Funding for FY 17 Capital Program	\$ 104,067	\$ 102,845	\$ 108,873

Capital Project Categories	FY15	FY16	FY17
Rail Revenue Vehicles	\$ 9,000	\$ 9,100	\$ 46,296
Bus Revenue Vehicles	26,360	65,822	27,707
Major Facility & Construction Projects	6,952	1,455	17,444
Rail Infrastructure	18,952	7,858	6,481
Rail LRV Components	1,110	1,100	5,800
Information Technology	1,717	10,466	3,334
Other Equipment & Installations	2,900	6,702	1,809
Trolley Renewal	37,076	342	-
Grand Total	\$ 104,067	\$ 102,845	\$ 108,873

This page intentionally left blank.

SAN DIEGO METROPOLITAN TRANSIT SYSTEM
Summary of Significant Revenue Activities
Proposed Budget Fiscal Year 2017
Section 3.01

Fare Revenue

Fare revenue is detailed in Section 3.03.

Passenger fares make up approximately 36.5 percent of the system's \$276 million operating budget. These are budgeted to increase by \$129,000 (0.1 percent) to \$100.8 million for FY17 compared to amended FY16 levels. Total passenger levels for all operators are projected to total 99.7 million.

Other Operating Revenues

Other revenue is detailed in Section 3.04.

MTS receives a variety of operating revenues that are not received directly from passenger fares. The sources of these revenues are advertising, interest income, rental and land management income, energy credits, income related to Taxicab Administration, income from the San Diego and Arizona Eastern (SD&AE) Railway Company and other miscellaneous income.

Total other revenue is budgeted to decrease by \$700,000 (-4.7 percent). The decrease is primarily due to non-recurring revenues generated within Taxicab Administration in FY16.

Non-operating Revenues

MTS receives a variety of non-operating revenues that primarily consist of federal, state and local subsidy funds. Additionally, there are reserve revenues, which reflect projected changes to the reserve balances of Taxicab Administration and San Diego & Arizona Eastern, both self-funded entities.

Subsidy Income

Subsidy income is detailed in Section 3.05. MTS is budgeting \$161.1 million (an increase of \$5.9 million or 3.8 percent) in subsidy income for FY17. This increase is primarily due to increased amounts of federal preventive maintenance funding and the expected growth in sales tax generate revenues.

Federal Transit Administration (FTA)

On December 4, 2015, President Obama signed the Fixing America's Surface Transportation (FAST) Act, reauthorizing surface transportation programs through Federal fiscal year 2020. FAST establishes the legal authority to commence and continue FTA programs. Each reauthorization amends the Federal Transit Laws codified in 49 USC Chapter 53.

FAST provides for the following funding streams MTS commonly receives:

- 5307 Urban Area Formula Grants for capital improvements and preventive maintenance
- 5311 Formula Grants for Rural Areas for capital improvements and to supplement operating costs
- 5337 State of Good Repair Funding for capital improvements and preventive maintenance
- 5339 Bus and Bus Facilities Funding for capital improvements

Section 5307 / 5337 Capital and Preventive Maintenance

The FTA Urbanized Area formula grant funds (Section 5307) are apportioned directly to the region based on a formula that includes population, population density and service provided. The amount received each year is based on the National Transit Database (NTD) statistics for the two-year prior operating year. These funds may be used for preventive maintenance, ADA operations, transit capital and transit planning.

Section 5337 State of Good Repair is also a formula-based program dedicated to repairing and upgrading the nation's rail transit systems, along with high-intensity motor bus systems, that use high-occupancy vehicle lanes, including bus rapid transit (BRT). Section 5337 includes funding previously provided through Section 5309 Fixed Guideway Rail Modernization Formula Program. Projects are limited to replacement and rehabilitation or capital projects that are required to maintain public transportation systems in a state of good repair.

In FY17, MTS will use both Section 5307 and 5337 funds for preventive maintenance totaling \$52,000,000. The FTA also allows the utilization of 10 percent of Section 5307 funding for ADA operations which calculates to \$4,384,000 in FY17.

Other Federal

Section 5311 formula funding is allocated to the state of California Department of Transportation, who then awards it to sub-recipients for rural capital improvements and to supplement operating costs. Funding for FY17 is \$487,000.

Total federal funding has increased by \$3,917,000 (7.4 percent) to \$56.9 million. This is primarily due to the increase in preventive maintenance funding.

Transportation Development Act (TDA)

TDA provides funding for public transit operators. This state fund is one-quarter of a percent of the eight percent sales tax assessed in the region. SANDAG is responsible for apportionment of these funds within the San Diego region.

Regional sales tax receipts are projected to grow by 3.5 percent year over year for FY16 and by an additional 3.5 percent in FY17. The apportionment of TDA revenue to MTS for FY17 is projected to be \$94.8 million, an increase of approximately \$4.0 million from FY16. The MTS operating budget will include \$60.0 million of TDA funding, an increase of \$1.9 million (3.4 percent). The remaining \$34.8 million will be utilized in the CIP.

State Transit Assistance (STA)

STA funding comes from the Public Transportation Act (PTA), which derives its revenue from the state sales tax on diesel fuel.

In FY09, the initial budget of STA for FY09 totaled approximately \$14 million, \$13.3 million distributed to the operating budget and \$0.7 million to capital. As part of the State of California balancing their own budget, MTS was notified that STA revenues would be cut in half for FY09 and completely eliminated for fiscal years 2010, 2011, 2012 and 2013. A later budget compromise returned a portion of STA funding for fiscal years 2010 and 2011, with full funding resuming in 2012. Due to this volatile history, STA funding has been primarily utilized in the CIP.

Based on the projections provided by the State Controller's Office, MTS is projecting FY17 STA funding of \$14.5 million. Of the projected FY17 STA funding, \$10.9 million was included within the

2017 fiscal year CIP. In the FY13 budget cycle, the MTS board approved using up to \$6 million of STA funding for service adjustments. The FY17 operating budget will include \$3.6 million of STA funding, an increase of \$3.0 million from the amended FY16 levels. The STA funding in the amended FY16 operating budget was decreased by \$3.0 million due to lower STA payments.

Other State Revenue

MediCal provides further funding support specifically tied to several Americans with Disabilities Act (ADA) paratransit routes to aid patients in their transportation to medical appointments (\$1,400,000).

TransNet

In November of 2004, area voters approved a 40-year extension of the one-half cent sales tax original ordinance that was set to expire in 2008 (TransNet II). This approval had two impacts; first, it assured and slightly improved the original TransNet funding beyond 2008; second, the Bus Rapid Transit (BRT) and Superloop Programs will receive most of its funding from TransNet II.

For FY17, TransNet operating support funding is \$36.7 million and ADA funding is \$819,000. This totals \$37.5 million for FY17, which is an increase of \$1.2 million (3.2 percent). This increase is due to projected increases in sales tax receipts.

Other Local Subsidies

The City of San Diego provides Maintenance of Effort funds to aid ADA efforts. For FY17, these funds total \$459,000.

SANDAG provides funding, funded through FasTrak tolls, to operate the Interstate 15 Inland Breeze. The budgeted FasTrak funding supporting this operation totals \$1,000,000.

In April of 2009, MTS and North County Transit District (NCTD) reached an agreement regarding the sharing of the net operating subsidy for the Sorrento Valley Coaster Connection (SVCC). For FY17, NCTD's portion of the funding needed to provide this service totals \$75,000.

MTS also participates in the Transportation Security Administration's National Explosive Detection Canine Team Program, and is projected to receive \$140,000 in revenue to fund its canine program in FY17.

Other Non-operating Revenue

Other non-operating revenue is detailed in Section 3.06. These funds decreased \$18.1 million from the FY16 amended budget due to the completion of the Lease-Leaseback transactions during FY16.

Reserves

The FY17 operating budget projects a balanced budget. The contingency reserve balance for FY17 is projected to total \$32.9 million, or 12.0 percent of FY17 MTS operating expenses.

Taxicab Administration will be contributing \$3,000 to its contingency reserves as FY17 projected revenues exceed FY17 projected expenses.

The San Diego and Arizona Eastern (SD&AE) Railway Company will be utilizing \$28,000 of its contingency reserves as total FY17 projected expenses exceed FY17 projected revenues.

**SAN DIEGO METROPOLITAN TRANSIT SYSTEM
REVENUE BUDGET SUMMARY
FISCAL YEAR 2017
SECTION 3.02**

	ACTUAL FY15	AMENDED BUDGET FY16	PROPOSED BUDGET FY17	\$ CHANGE BUDGET/ AMENDED	% CHANGE BUDGET/ AMENDED
OPERATING REVENUE					
PASSENGER REVENUE	99,114,021	100,679,972	100,808,622	128,650	0.1%
ADVERTISING REVENUE	815,944	825,000	750,000	(75,000)	-9.1%
CONTRACT SERVICE REVENUE	5,950	0	0	0	-
OTHER INCOME	9,576,815	14,134,537	13,509,419	(625,117)	-4.4%
TOTAL OPERATING REVENUE	109,512,731	115,639,509	115,068,042	(571,467)	-0.5%
NON OPERATING REVENUE					
SUBSIDY REVENUE					
FEDERAL REVENUE	53,520,338	52,953,321	56,870,600	3,917,279	7.4%
TRANSPORTATION DEVELOPMENT ACT (TDA)	51,427,792	58,080,789	60,030,082	1,949,293	3.4%
STATE TRANSIT ASSISTANCE (STA)	4,388,019	600,000	3,600,000	3,000,000	500.0%
STATE REVENUE - OTHER	1,432,636	1,600,000	1,400,000	(200,000)	-12.5%
TRANSNET	35,051,623	36,330,346	37,481,038	1,150,692	3.2%
OTHER LOCAL SUBSIDIES	1,062,490	5,574,102	1,674,102	(3,900,000)	-70.0%
TOTAL SUBSIDY REVENUE	146,882,898	155,138,558	161,055,822	5,917,264	3.8%
OTHER REVENUE					
OTHER FUNDS	101,038,302	18,108,323	-	(18,108,323)	-100.0%
RESERVES REVENUE	73,890	(1,111,299)	25,011	1,136,310	-102.3%
TOTAL OTHER REVENUE	101,112,192	16,997,024	25,011	(16,972,013)	-99.9%
TOTAL NON OPERATING REVENUE	247,995,090	172,135,582	161,080,833	(11,054,749)	-6.4%
GRAND TOTAL REVENUES	357,507,820	287,775,091	276,148,874	(11,626,216)	-4.0%

**SAN DIEGO METROPOLITAN TRANSIT SYSTEM
PASSENGER REVENUE BUDGET SUMMARY
FISCAL YEAR 2017
SECTION 3.03**

	<u>ACTUAL FY15</u>	<u>AMENDED BUDGET FY16</u>	<u>PROPOSED BUDGET FY17</u>	<u>\$ CHANGE BUDGET/ AMENDED</u>	<u>% CHANGE BUDGET/ AMENDED</u>
PASSENGER REVENUE					
BUS OPERATIONS	27,156,322	26,742,066	26,742,066	0	0.0%
RAIL OPERATIONS - BASE	41,140,175	42,072,048	42,072,048	0	0.0%
MCS - FIXED ROUTE	26,880,666	29,292,854	29,292,854	0	0.0%
MCS - PARATRANSIT	2,437,551	2,573,005	2,701,655	128,650	5.0%
CHULA VISTA TRANSIT	1,499,307	0	0	0	-
CORONADO FERRY	0	0	0	0	-
TOTAL PASSENGER REVENUE	<u>99,114,021</u>	<u>100,679,972</u>	<u>100,808,622</u>	<u>128,650</u>	<u>0.1%</u>

**SAN DIEGO METROPOLITAN TRANSIT SYSTEM
OTHER OPERATING REVENUE BUDGET SUMMARY
FISCAL YEAR 2017
SECTION 3.04**

	<u>ACTUAL FY15</u>	<u>AMENDED BUDGET FY16</u>	<u>PROPOSED BUDGET FY17</u>	<u>\$ CHANGE BUDGET/ AMENDED</u>	<u>% CHANGE BUDGET/ AMENDED</u>
ADVERTISING REVENUE					
ADMINISTRATIVE	815,944	825,000	750,000	(75,000)	-9.1%
TOTAL ADVERTISING REVENUE	815,944	825,000	750,000	(75,000)	-9.1%
CONTRACT SERVICE REVENUE					
BUS OPERATIONS	0	0	0	0	-
TOTAL CONTRACT REVENUE	0	0	0	0	-
OTHER INCOME					
BUS OPERATIONS	26,512	5,000	5,000	0	0.0%
RAIL OPERATIONS - BASE	1,119,506	700,000	700,000	0	0.0%
ADMINISTRATIVE	7,270,272	10,762,537	11,279,419	516,883	4.8%
TAXICAB	923,858	2,532,000	1,390,000	(1,142,000)	-45.1%
SD&AE	157,765	135,000	135,000	0	0.0%
TOTAL OTHER INCOME	9,576,815	14,134,537	13,509,419	(625,117)	-4.4%
TOTAL OTHER OPERATING INCOME	<u>10,392,759</u>	<u>14,959,537</u>	<u>14,259,419</u>	<u>(700,117)</u>	<u>-4.7%</u>

**SAN DIEGO METROPOLITAN TRANSIT SYSTEM
SUBSIDY REVENUE BUDGET SUMMARY
FISCAL YEAR 2017
SECTION 3.05**

	ACTUAL FY15	AMENDED BUDGET FY16	PROPOSED BUDGET FY17	\$ CHANGE BUDGET/ AMENDED	% CHANGE BUDGET/ AMENDED
FEDERAL					
FTA 5307 - PLANNING	297,827	0	0	0	-
FTA 5307/5309 - PREVENTITIVE MAINTENANCE	48,568,520	48,000,000	52,000,000	4,000,000	8.3%
FTA 5309 - PREVENTITIVE MAINTENANCE ADA	3,887,480	4,297,667	4,383,600	85,933	2.0%
FTA 5309 - PREVENTITIVE MAINTENANCE FUEL	0	0	0	0	-
JARC	298,261	95,000	0	(95,000)	-100.0%
FTA 5311 / 5311(f) - RURAL	468,250	560,654	487,000	(73,654)	-13.1%
TOTAL FEDERAL FUNDS	53,520,338	52,953,321	56,870,600	3,917,279	7.4%
TRANSPORTATION DEVELOPMENT ACT (TDA)					
TDA - ARTICLE 4.0 MTS AREA	46,617,653	52,787,027	54,492,403	1,705,376	3.2%
TDA - ARTICLE 4.0 MTS AREA - DEBT SERVICE	0	0	0	0	-
TDA - MATCH	0	0	0	0	-
TDA - ARTICLE 4.5 (ADA)	4,320,225	4,545,837	4,782,760	236,923	5.2%
TDA - ARTICLE 8.0	489,914	747,925	754,919	6,994	0.9%
TOTAL TDA FUNDS	51,427,792	58,080,789	60,030,082	1,949,293	3.4%
STATE TRANSIT ASSISTANCE (STA)					
STA - FORMULA	4,388,019	600,000	3,600,000	3,000,000	500.0%
TOTAL STA FUNDS	4,388,019	600,000	3,600,000	3,000,000	500.0%
STATE REVENUE - OTHER					
CALTRANS	20,000	0	0	0	-
MEDICAL	1,412,636	1,600,000	1,400,000	(200,000)	-12.5%
TOTAL STATE FUNDS	1,432,636	1,600,000	1,400,000	(200,000)	-12.5%
TRANSNET					
TRANSNET - 40% OPERATING SUPPORT	23,231,327	24,321,000	25,369,000	1,048,000	4.3%
TRANSNET - ACCESS ADA	762,008	812,000	819,000	7,000	0.9%
TRANSNET - SUPERLOOP	2,546,033	2,260,033	2,288,959	28,926	1.3%
TRANSNET - BRT	8,512,255	8,937,314	9,004,079	66,765	0.7%
TOTAL TRANSNET FUNDS	35,051,623	36,330,346	37,481,038	1,150,692	3.2%
OTHER LOCAL					
CITY OF SAN DIEGO	459,102	459,102	459,102	0	0.0%
SANDAG - INLAND BREEZE	500,000	1,000,000	1,000,000	0	0.0%
SANDAG - 4S RANCH	0	0	0	0	-
SANDAG - MURPHY CANYON	0	0	0	0	-
OTHER	103,388	215,000	215,000	0	0.0%
CNG REBATES	0	3,900,000	0	(3,900,000)	-100.0%
OTHER LOCAL FUNDS	1,062,490	5,574,102	1,674,102	(3,900,000)	-70.0%
TOTAL SUBSIDY REVENUE	146,882,898	155,138,558	161,055,822	5,917,264	3.8%

**SAN DIEGO METROPOLITAN TRANSIT SYSTEM
OTHER NON OPERATING REVENUE BUDGET SUMMARY
FISCAL YEAR 2017
SECTION 3.06**

	<u>ACTUAL FY15</u>	<u>AMENDED BUDGET FY16</u>	<u>PROPOSED BUDGET FY17</u>	<u>\$ CHANGE BUDGET/ AMENDED</u>	<u>% CHANGE BUDGET/ AMENDED</u>
OTHER FUNDS					
LEASE/LEASEBACK LEASE PAYMENT FUND	<u>101,038,302</u>	<u>18,108,323</u>	<u>0</u>	<u>(18,108,323)</u>	<u>-100.0%</u>
TOTAL OTHER FUNDS	<u>101,038,302</u>	<u>18,108,323</u>	<u>0</u>	<u>(18,108,323)</u>	<u>-100.0%</u>
RESERVES REVENUE					
MTS CONTINGENCY RESERVE	-	-	0	0	-
TAXICAB RESERVES	45,286	(1,128,781)	(3,401)	1,125,380	-99.7%
SD&AE RESERVE	<u>28,604</u>	<u>17,481</u>	<u>28,411</u>	<u>10,930</u>	<u>62.5%</u>
TOTAL RESERVES REVENUE	<u>73,890</u>	<u>(1,111,299)</u>	<u>25,011</u>	<u>1,136,310</u>	<u>-102.3%</u>
TOTAL OTHER NON OPERATING REVENUE	<u>101,112,192</u>	<u>16,997,024</u>	<u>25,011</u>	<u>(16,972,013)</u>	<u>-99.9%</u>

**SAN DIEGO METROPOLITAN TRANSIT SYSTEM
OPERATIONS BUDGET
FISCAL YEAR 2017
SECTION 4.01**

	ACTUAL FY15	AMENDED BUDGET FY16	PROPOSED BUDGET FY17	\$ CHANGE BUDGET/ AMENDED	% CHANGE BUDGET/ AMENDED
OPERATING REVENUE					
PASSENGER REVENUE	99,114,021	100,679,972	100,808,622	128,650	0.1%
OTHER OPERATING INCOME	1,230,870	705,000	705,000	-	0.0%
TOTAL OPERATING REVENUES	100,344,892	101,384,972	101,513,622	128,650	0.1%
NON OPERATING REVENUE					
TOTAL SUBSIDY REVENUE	144,851,341	154,963,769	160,915,823	5,952,053	3.8%
OTHER NON OPERATING REVENUE					
RESERVE REVENUE	-	-	-	-	-
OTHER INCOME	-	-	-	-	-
TOTAL OTHER NON OPERATING REVENUE	-	-	-	-	-
TOTAL NON OPERATING REVENUE	144,851,341	154,963,769	160,915,823	5,952,053	3.8%
TOTAL COMBINED REVENUES	245,196,233	256,348,741	262,429,445	6,080,704	2.4%
OPERATING EXPENSES					
LABOR EXPENSES	60,447,686	60,556,927	62,254,777	1,697,850	2.8%
FRINGE EXPENSES	39,433,426	43,078,312	46,804,053	3,725,742	8.6%
TOTAL PERSONNEL EXPENSES	99,881,112	103,635,239	109,058,831	5,423,592	5.2%
SECURITY EXPENSES	223,417	225,556	229,027	3,471	1.5%
REPAIR/MAINTENANCE SERVICES	4,730,749	5,653,778	5,853,453	199,675	3.5%
ENGINE AND TRANSMISSION REBUILD	1,112,350	1,210,371	1,026,800	(183,571)	-15.2%
OTHER OUTSIDE SERVICES	1,939,097	2,945,305	3,093,060	147,754	5.0%
PURCHASED TRANSPORTATION	66,212,498	67,944,963	70,066,351	2,121,387	3.1%
TOTAL OUTSIDE SERVICES	74,218,110	77,979,974	80,268,690	2,288,716	2.9%
LUBRICANTS	450,598	459,000	473,000	14,000	3.1%
TIRES	1,047,361	985,877	1,047,868	61,991	6.3%
OTHER MATERIALS AND SUPPLIES	8,418,550	8,412,654	9,801,540	1,388,886	16.5%
TOTAL MATERIALS AND SUPPLIES	9,916,509	9,857,531	11,322,408	1,464,877	14.9%
DIESEL FUEL	6,467,061	6,129,183	5,372,210	(756,973)	-12.4%
CNG	8,338,603	8,002,330	8,539,907	537,577	6.7%
TRACTION POWER	8,985,293	9,000,000	9,600,000	600,000	6.7%
UTILITIES	4,366,015	4,067,827	4,345,335	277,508	6.8%
TOTAL ENERGY	28,156,971	27,199,340	27,857,452	658,112	2.4%
RISK MANAGEMENT	3,575,907	5,709,854	3,573,057	(2,136,798)	-37.4%
GENERAL AND ADMINISTRATIVE	272,353	316,062	448,627	132,565	41.9%
DEBT SERVICE	1,141,686	1,052,065	947,884	(104,181)	-9.9%
VEHICLE / FACILITY LEASE	992,159	1,031,695	1,028,963	(2,732)	-0.3%
TOTAL OPERATING EXPENSES	218,154,806	226,781,760	234,505,911	7,724,152	3.4%
NET OPERATING SUBSIDY	(117,809,914)	(125,396,788)	(132,992,289)	7,595,501	6.1%
OVERHEAD ALLOCATION	(29,046,427)	(29,566,982)	(27,923,533)	1,643,449	-5.6%
ADJUSTED NET OPERATING SUBSIDY	(146,856,342)	(154,963,770)	(160,915,822)	5,952,052	3.8%
TOTAL REVENUES LESS TOTAL EXPENSES	(2,005,000)	(1)	-	(1)	0.0%

**SAN DIEGO METROPOLITAN TRANSIT SYSTEM
BUS OPERATIONS BUDGET SUMMARY
FISCAL YEAR 2017
SECTION 4.02**

	ACTUAL FY15	AMENDED BUDGET FY16	PROPOSED BUDGET FY17	\$ CHANGE BUDGET/ AMENDED	% CHANGE BUDGET/ AMENDED
OPERATING REVENUE					
PASSENGER REVENUE	27,156,322	26,742,066	26,742,066	-	0.0%
OTHER OPERATING INCOME	26,512	5,000	5,000	-	0.0%
TOTAL OPERATING REVENUES	27,182,834	26,747,066	26,747,066	-	0.0%
NON OPERATING REVENUE					
TOTAL SUBSIDY REVENUE	65,162,400	71,040,097	72,079,099	1,039,002	1.5%
OTHER NON OPERATING REVENUE					
RESERVE REVENUE	-	-	-	-	-
OTHER INCOME	-	-	-	-	-
TOTAL OTHER NON OPERATING REVENUE	-	-	-	-	-
TOTAL NON OPERATING REVENUE	65,162,400	71,040,097	72,079,099	1,039,002	1.5%
TOTAL COMBINED REVENUES	92,345,234	97,787,162	98,826,165	1,039,002	1.1%
OPERATING EXPENSES					
LABOR EXPENSES	35,397,069	35,613,200	36,791,439	1,178,239	3.3%
FRINGE EXPENSES	31,802,877	33,425,934	36,541,103	3,115,169	9.3%
TOTAL PERSONNEL EXPENSES	67,199,946	69,039,134	73,332,542	4,293,408	6.2%
SECURITY EXPENSES	-	-	-	-	-
REPAIR/MAINTENANCE SERVICES	847,213	892,087	908,594	16,507	1.9%
ENGINE AND TRANSMISSION REBUILD	671,615	578,200	534,800	(43,400)	-7.5%
OTHER OUTSIDE SERVICES	256,169	275,236	258,056	(17,180)	-6.2%
PURCHASED TRANSPORTATION	-	-	-	-	-
TOTAL OUTSIDE SERVICES	1,774,997	1,745,522	1,701,450	(44,072)	-2.5%
LUBRICANTS	213,660	213,000	213,000	-	0.0%
TIRES	1,043,528	981,877	1,043,868	61,991	6.3%
OTHER MATERIALS AND SUPPLIES	3,428,074	3,310,643	3,105,239	(205,404)	-6.2%
TOTAL MATERIALS AND SUPPLIES	4,685,263	4,505,520	4,362,107	(143,413)	-3.2%
DIESEL FUEL	948,791	657,749	605,239	(52,510)	-8.0%
CNG	4,671,681	4,777,768	5,035,164	257,397	5.4%
TRACTION POWER	-	-	-	-	-
UTILITIES	605,330	623,670	650,350	26,680	4.3%
TOTAL ENERGY	6,225,803	6,059,187	6,290,753	231,567	3.8%
RISK MANAGEMENT	1,782,052	3,995,104	1,751,738	(2,243,366)	-56.2%
GENERAL AND ADMINISTRATIVE	167,476	181,750	233,875	52,125	28.7%
DEBT SERVICE	1,141,686	1,052,065	947,884	(104,181)	-9.9%
VEHICLE / FACILITY LEASE	351,582	405,672	391,040	(14,632)	-3.6%
TOTAL OPERATING EXPENSES	83,328,805	86,983,953	89,011,388	2,027,435	2.3%
NET OPERATING SUBSIDY	(56,145,971)	(60,236,887)	(62,264,322)	2,027,435	3.4%
OVERHEAD ALLOCATION	(11,021,429)	(10,803,209)	(9,814,777)	988,432	-9.1%
ADJUSTED NET OPERATING SUBSIDY	(67,167,400)	(71,040,097)	(72,079,099)	1,039,003	1.5%
TOTAL REVENUES LESS TOTAL EXPENSES	(2,005,000)	0	-	0	0.0%

**SAN DIEGO METROPOLITAN TRANSIT SYSTEM
RAIL OPERATIONS BUDGET SUMMARY
FISCAL YEAR 2017
SECTION 4.03**

	ACTUAL FY15	AMENDED BUDGET FY16	PROPOSED BUDGET FY17	\$ CHANGE BUDGET/ AMENDED	% CHANGE BUDGET/ AMENDED
OPERATING REVENUE					
PASSENGER REVENUE	41,140,175	42,072,048	42,072,048	-	0.0%
OTHER OPERATING INCOME	1,125,456	700,000	700,000	-	0.0%
TOTAL OPERATING REVENUES	42,265,631	42,772,048	42,772,048	-	0.0%
NON OPERATING REVENUE					
TOTAL SUBSIDY REVENUE	30,204,589	32,590,810	36,332,704	3,741,894	11.5%
OTHER NON OPERATING REVENUE					
RESERVE REVENUE	-	-	-	-	-
OTHER INCOME	-	-	-	-	-
TOTAL OTHER NON OPERATING REVENUE	-	-	-	-	-
TOTAL NON OPERATING REVENUE	30,204,589	32,590,810	36,332,704	3,741,894	11.5%
TOTAL COMBINED REVENUES	72,470,220	75,362,858	79,104,752	3,741,894	5.0%
OPERATING EXPENSES					
LABOR EXPENSES	24,272,543	24,251,200	24,761,780	510,580	2.1%
FRINGE EXPENSES	7,390,086	9,463,698	10,074,271	610,573	6.5%
TOTAL PERSONNEL EXPENSES	31,662,629	33,714,898	34,836,051	1,121,153	3.3%
SECURITY EXPENSES	107,285	110,000	110,000	-	0.0%
REPAIR/MAINTENANCE SERVICES	3,711,661	4,484,652	4,656,790	172,138	3.8%
ENGINE AND TRANSMISSION REBUILD	-	-	-	-	-
OTHER OUTSIDE SERVICES	593,320	1,200,461	1,107,932	(92,529)	-7.7%
PURCHASED TRANSPORTATION	-	-	-	-	-
TOTAL OUTSIDE SERVICES	4,412,266	5,795,113	5,874,722	79,609	1.4%
LUBRICANTS	236,937	246,000	260,000	14,000	5.7%
TIRES	3,815	4,000	4,000	-	0.0%
OTHER MATERIALS AND SUPPLIES	4,935,457	5,051,001	6,647,101	1,596,100	31.6%
TOTAL MATERIALS AND SUPPLIES	5,176,208	5,301,001	6,911,101	1,610,100	30.4%
DIESEL FUEL	358,990	316,400	316,900	500	0.2%
CNG	-	-	-	-	-
TRACTION POWER	8,985,293	9,000,000	9,600,000	600,000	6.7%
UTILITIES	3,519,699	3,059,000	3,272,000	213,000	7.0%
TOTAL ENERGY	12,863,982	12,375,400	13,188,900	813,500	6.6%
RISK MANAGEMENT	1,778,554	1,699,451	1,806,019	106,568	6.3%
GENERAL AND ADMINISTRATIVE	92,810	97,317	197,552	100,235	103.0%
DEBT SERVICE	-	-	-	-	-
VEHICLE / FACILITY LEASE	347,236	325,900	325,900	-	0.0%
TOTAL OPERATING EXPENSES	56,333,685	59,309,080	63,140,245	3,831,165	6.5%
NET OPERATING SUBSIDY	(14,068,054)	(16,537,032)	(20,368,197)	3,831,165	23.2%
OVERHEAD ALLOCATION	(16,136,535)	(16,053,779)	(15,964,507)	89,272	-0.6%
ADJUSTED NET OPERATING SUBSIDY	(30,204,589)	(32,590,810)	(36,332,704)	3,741,893	11.5%
TOTAL REVENUES LESS TOTAL EXPENSES	-	-	-	-	0.0%

**SAN DIEGO METROPOLITAN TRANSIT SYSTEM
CONTRACTED BUS OPERATIONS - FIXED ROUTE BUDGET SUMMARY
FISCAL YEAR 2017
SECTION 4.04**

	ACTUAL FY15	AMENDED BUDGET FY16	PROPOSED BUDGET FY17	\$ CHANGE BUDGET/ AMENDED	% CHANGE BUDGET/ AMENDED
OPERATING REVENUE					
PASSENGER REVENUE	26,880,666	29,292,854	29,292,854	-	0.0%
OTHER OPERATING INCOME	78,902	-	-	-	-
TOTAL OPERATING REVENUES	26,959,568	29,292,854	29,292,854	-	0.0%
NON OPERATING REVENUE					
TOTAL SUBSIDY REVENUE	31,765,400	33,445,113	33,732,637	287,524	0.9%
OTHER NON OPERATING REVENUE					
RESERVE REVENUE	-	-	-	-	-
OTHER INCOME	-	-	-	-	-
TOTAL OTHER NON OPERATING REVENUE	-	-	-	-	-
TOTAL NON OPERATING REVENUE	31,765,400	33,445,113	33,732,637	287,524	0.9%
TOTAL COMBINED REVENUES	58,724,968	62,737,967	63,025,491	287,524	0.5%
OPERATING EXPENSES					
LABOR EXPENSES	510,416	538,100	538,100	-	0.0%
FRINGE EXPENSES	-	-	-	-	-
TOTAL PERSONNEL EXPENSES	510,416	538,100	538,100	-	0.0%
SECURITY EXPENSES	116,131	115,556	119,027	3,471	3.0%
REPAIR/MAINTENANCE SERVICES	149,354	277,039	288,069	11,030	4.0%
ENGINE AND TRANSMISSION REBUILD	420,900	632,171	492,000	(140,171)	-22.2%
OTHER OUTSIDE SERVICES	571,348	788,442	1,078,142	289,700	36.7%
PURCHASED TRANSPORTATION	48,892,927	52,111,532	53,223,831	1,112,299	2.1%
TOTAL OUTSIDE SERVICES	50,150,660	53,924,740	55,201,069	1,276,329	2.4%
LUBRICANTS	-	-	-	-	-
TIRES	19	-	-	-	-
OTHER MATERIALS AND SUPPLIES	38,371	51,010	49,200	(1,810)	-3.5%
TOTAL MATERIALS AND SUPPLIES	38,390	51,010	49,200	(1,810)	-3.5%
DIESEL FUEL	2,761,536	2,590,073	1,660,712	(929,361)	-35.9%
CNG	3,664,312	3,224,562	3,504,743	280,180	8.7%
TRACTION POWER	-	-	-	-	-
UTILITIES	201,099	384,317	421,545	37,228	9.7%
TOTAL ENERGY	6,626,946	6,198,953	5,587,000	(611,953)	-9.9%
RISK MANAGEMENT	-	-	-	-	-
GENERAL AND ADMINISTRATIVE	2,716	6,595	6,000	(595)	-9.0%
DEBT SERVICE	-	-	-	-	-
VEHICLE / FACILITY LEASE	13,345	20,123	32,023	11,900	59.1%
TOTAL OPERATING EXPENSES	57,342,472	60,739,521	61,413,392	673,871	1.1%
NET OPERATING SUBSIDY	(30,382,905)	(31,446,667)	(32,120,538)	673,871	2.1%
OVERHEAD ALLOCATION	(1,382,495)	(1,998,447)	(1,612,099)	386,348	-19.3%
ADJUSTED NET OPERATING SUBSIDY	(31,765,400)	(33,445,114)	(33,732,637)	287,523	0.9%
TOTAL REVENUES LESS TOTAL EXPENSES	-	-	-	-	0.0%

**SAN DIEGO METROPOLITAN TRANSIT SYSTEM
CONTRACTED BUS OPERATIONS - PARA TRANSIT BUDGET SUMMARY
FISCAL YEAR 2017
SECTION 4.05**

	ACTUAL FY15	AMENDED BUDGET FY16	PROPOSED BUDGET FY17	\$ CHANGE BUDGET/ AMENDED	% CHANGE BUDGET/ AMENDED
OPERATING REVENUE					
PASSENGER REVENUE	2,437,551	2,573,005	2,701,655	128,650	5.0%
OTHER OPERATING INCOME	-	-	-	-	-
TOTAL OPERATING REVENUES	2,437,551	2,573,005	2,701,655	128,650	5.0%
NON OPERATING REVENUE					
TOTAL SUBSIDY REVENUE	15,027,402	17,343,735	18,220,374	876,639	5.1%
OTHER NON OPERATING REVENUE					
RESERVE REVENUE	-	-	-	-	-
OTHER INCOME	-	-	-	-	-
TOTAL OTHER NON OPERATING REVENUE	-	-	-	-	-
TOTAL NON OPERATING REVENUE	15,027,402	17,343,735	18,220,374	876,639	5.1%
TOTAL COMBINED REVENUES	17,464,953	19,916,740	20,922,029	1,005,289	5.0%
OPERATING EXPENSES					
LABOR EXPENSES	114,878	154,428	163,459	9,031	5.8%
FRINGE EXPENSES	-	-	-	-	-
TOTAL PERSONNEL EXPENSES	114,878	154,428	163,459	9,031	5.8%
SECURITY EXPENSES	-	-	-	-	-
REPAIR/MAINTENANCE SERVICES	-	-	-	-	-
ENGINE AND TRANSMISSION REBUILD	-	-	-	-	-
OTHER OUTSIDE SERVICES	411,685	525,667	493,430	(32,237)	-6.1%
PURCHASED TRANSPORTATION	13,823,941	15,633,597	16,635,691	1,002,094	6.4%
TOTAL OUTSIDE SERVICES	14,235,625	16,159,264	17,129,121	969,857	6.0%
LUBRICANTS	-	-	-	-	-
TIRES	-	-	-	-	-
OTHER MATERIALS AND SUPPLIES	-	-	-	-	-
TOTAL MATERIALS AND SUPPLIES	-	-	-	-	-
DIESEL FUEL	2,397,744	2,564,961	2,789,359	224,399	8.7%
CNG	-	-	-	-	-
TRACTION POWER	-	-	-	-	-
UTILITIES	833	840	1,440	600	71.4%
TOTAL ENERGY	2,398,576	2,565,801	2,790,799	224,999	8.8%
RISK MANAGEMENT	15,300	15,300	15,300	-	0.0%
GENERAL AND ADMINISTRATIVE	1,722	30,400	11,200	(19,200)	-63.2%
DEBT SERVICE	-	-	-	-	-
VEHICLE / FACILITY LEASE	279,996	280,000	280,000	(1)	0.0%
TOTAL OPERATING EXPENSES	17,046,097	19,205,193	20,389,879	1,184,686	6.2%
NET OPERATING SUBSIDY	(14,608,546)	(16,632,188)	(17,688,224)	1,056,036	6.3%
OVERHEAD ALLOCATION	(418,856)	(711,547)	(532,150)	179,397	-25.2%
ADJUSTED NET OPERATING SUBSIDY	(15,027,402)	(17,343,735)	(18,220,374)	876,639	5.1%
TOTAL REVENUES LESS TOTAL EXPENSES	-	-	-	-	0.0%

**SAN DIEGO METROPOLITAN TRANSIT SYSTEM
CHULA VISTA TRANSIT BUDGET SUMMARY
FISCAL YEAR 2017
SECTION 4.06**

	ACTUAL FY15	AMENDED BUDGET FY16	PROPOSED BUDGET FY17	\$ CHANGE BUDGET/ AMENDED	% CHANGE BUDGET/ AMENDED
OPERATING REVENUE					
PASSENGER REVENUE	1,499,307	-	-	-	-
OTHER OPERATING INCOME	-	-	-	-	-
TOTAL OPERATING REVENUES	1,499,307	-	-	-	-
NON OPERATING REVENUE					
TOTAL SUBSIDY REVENUE	2,206,142	-	-	-	-
OTHER NON OPERATING REVENUE					
RESERVE REVENUE	-	-	-	-	-
OTHER INCOME	-	-	-	-	-
TOTAL OTHER NON OPERATING REVENUE	-	-	-	-	-
TOTAL NON OPERATING REVENUE	2,206,142	-	-	-	-
TOTAL COMBINED REVENUES	3,705,450	-	-	-	-
OPERATING EXPENSES					
LABOR EXPENSES	152,780	-	-	-	-
FRINGE EXPENSES	51,783	-	-	-	-
TOTAL PERSONNEL EXPENSES	204,563	-	-	-	-
SECURITY EXPENSES	-	-	-	-	-
REPAIR/MAINTENANCE SERVICES	22,521	-	-	-	-
ENGINE AND TRANSMISSION REBUILD	19,835	-	-	-	-
OTHER OUTSIDE SERVICES	(238)	-	-	-	-
PURCHASED TRANSPORTATION	3,305,716	-	-	-	-
TOTAL OUTSIDE SERVICES	3,347,834	-	-	-	-
LUBRICANTS	-	-	-	-	-
TIRES	-	-	-	-	-
OTHER MATERIALS AND SUPPLIES	16,648	-	-	-	-
TOTAL MATERIALS AND SUPPLIES	16,648	-	-	-	-
DIESEL FUEL	-	-	-	-	-
CNG	2,609	-	-	-	-
TRACTION POWER	-	-	-	-	-
UTILITIES	39,054	-	-	-	-
TOTAL ENERGY	41,663	-	-	-	-
RISK MANAGEMENT	-	-	-	-	-
GENERAL AND ADMINISTRATIVE	7,628	-	-	-	-
DEBT SERVICE	-	-	-	-	-
VEHICLE / FACILITY LEASE	-	-	-	-	-
TOTAL OPERATING EXPENSES	3,618,338	-	-	-	-
NET OPERATING SUBSIDY	(2,119,030)	-	-	-	-
OVERHEAD ALLOCATION	(87,112)	-	-	-	-
ADJUSTED NET OPERATING SUBSIDY	(2,206,143)	-	-	-	-
TOTAL REVENUES LESS TOTAL EXPENSES	-	-	-	-	0.0%

**SAN DIEGO METROPOLITAN TRANSIT SYSTEM
CORONADO FERRY BUDGET SUMMARY
FISCAL YEAR 2017
SECTION 4.07**

	ACTUAL FY15	AMENDED BUDGET FY16	PROPOSED BUDGET FY17	\$ CHANGE BUDGET/ AMENDED	% CHANGE BUDGET/ AMENDED
OPERATING REVENUE					
PASSENGER REVENUE	-	-	-	-	-
OTHER OPERATING INCOME	-	-	-	-	-
TOTAL OPERATING REVENUES	-	-	-	-	-
NON OPERATING REVENUE					
TOTAL SUBSIDY REVENUE	189,914	199,834	206,828	6,994	3.5%
OTHER NON OPERATING REVENUE					
RESERVE REVENUE	-	-	-	-	-
OTHER INCOME	-	-	-	-	-
TOTAL OTHER NON OPERATING REVENUE	-	-	-	-	-
TOTAL NON OPERATING REVENUE	189,914	199,834	206,828	6,994	3.5%
TOTAL COMBINED REVENUES	189,914	199,834	206,828	6,994	3.5%
OPERATING EXPENSES					
LABOR EXPENSES	-	-	-	-	-
FRINGE EXPENSES	-	-	-	-	-
TOTAL PERSONNEL EXPENSES	-	-	-	-	-
SECURITY EXPENSES	-	-	-	-	-
REPAIR/MAINTENANCE SERVICES	-	-	-	-	-
ENGINE AND TRANSMISSION REBUILD	-	-	-	-	-
OTHER OUTSIDE SERVICES	-	-	-	-	-
PURCHASED TRANSPORTATION	189,914	199,834	206,828	6,994	3.5%
TOTAL OUTSIDE SERVICES	189,914	199,834	206,828	6,994	3.5%
LUBRICANTS	-	-	-	-	-
TIRES	-	-	-	-	-
OTHER MATERIALS AND SUPPLIES	-	-	-	-	-
TOTAL MATERIALS AND SUPPLIES	-	-	-	-	-
DIESEL FUEL	-	-	-	-	-
CNG	-	-	-	-	-
TRACTION POWER	-	-	-	-	-
UTILITIES	-	-	-	-	-
TOTAL ENERGY	-	-	-	-	-
RISK MANAGEMENT	-	-	-	-	-
GENERAL AND ADMINISTRATIVE	-	-	-	-	-
DEBT SERVICE	-	-	-	-	-
VEHICLE / FACILITY LEASE	-	-	-	-	-
TOTAL OPERATING EXPENSES	189,914	199,834	206,828	6,994	3.5%
NET OPERATING SUBSIDY	(189,914)	(199,834)	(206,828)	6,994	3.5%
OVERHEAD ALLOCATION	-	-	-	-	-
ADJUSTED NET OPERATING SUBSIDY	(189,914)	(199,834)	(206,828)	6,994	3.5%
TOTAL REVENUES LESS TOTAL EXPENSES	-	-	-	-	0.0%

**SAN DIEGO METROPOLITAN TRANSIT SYSTEM
ADMINISTRATIVE PASS THROUGH BUDGET SUMMARY
FISCAL YEAR 2017
SECTION 4.08**

	ACTUAL FY15	AMENDED BUDGET FY16	PROPOSED BUDGET FY17	\$ CHANGE BUDGET/ AMENDED	% CHANGE BUDGET/ AMENDED
OPERATING REVENUE					
PASSENGER REVENUE	-	-	-	-	-
OTHER OPERATING INCOME	-	-	-	-	-
TOTAL OPERATING REVENUES	-	-	-	-	-
NON OPERATING REVENUE					
TOTAL SUBSIDY REVENUE	295,494	344,180	344,180	-	0.0%
OTHER NON OPERATING REVENUE					
RESERVE REVENUE	-	-	-	-	-
OTHER INCOME	-	-	-	-	-
TOTAL OTHER NON OPERATING REVENUE	-	-	-	-	-
TOTAL NON OPERATING REVENUE	295,494	344,180	344,180	-	0.0%
TOTAL COMBINED REVENUES	295,494	344,180	344,180	-	0.0%
OPERATING EXPENSES					
LABOR EXPENSES	-	-	-	-	-
FRINGE EXPENSES	188,680	188,680	188,680	-	0.0%
TOTAL PERSONNEL EXPENSES	188,680	188,680	188,680	-	0.0%
SECURITY EXPENSES	-	-	-	-	-
REPAIR/MAINTENANCE SERVICES	-	-	-	-	-
ENGINE AND TRANSMISSION REBUILD	-	-	-	-	-
OTHER OUTSIDE SERVICES	106,814	155,500	155,500	-	0.0%
PURCHASED TRANSPORTATION	-	-	-	-	-
TOTAL OUTSIDE SERVICES	106,814	155,500	155,500	-	0.0%
LUBRICANTS	-	-	-	-	-
TIRES	-	-	-	-	-
OTHER MATERIALS AND SUPPLIES	-	-	-	-	-
TOTAL MATERIALS AND SUPPLIES	-	-	-	-	-
DIESEL FUEL	-	-	-	-	-
CNG	-	-	-	-	-
TRACTION POWER	-	-	-	-	-
UTILITIES	-	-	-	-	-
TOTAL ENERGY	-	-	-	-	-
RISK MANAGEMENT	-	-	-	-	-
GENERAL AND ADMINISTRATIVE	-	-	-	-	-
DEBT SERVICE	-	-	-	-	-
VEHICLE / FACILITY LEASE	-	-	-	-	-
TOTAL OPERATING EXPENSES	295,494	344,180	344,180	-	0.0%
NET OPERATING SUBSIDY	(295,494)	(344,180)	(344,180)	-	0.0%
OVERHEAD ALLOCATION	-	-	-	-	-
ADJUSTED NET OPERATING SUBSIDY	(295,494)	(344,180)	(344,180)	-	0.0%
TOTAL REVENUES LESS TOTAL EXPENSES	-	-	-	-	0.0%

**SAN DIEGO METROPOLITAN TRANSIT SYSTEM
ADMINISTRATIVE PASS THROUGH BUDGET SUMMARY
FISCAL YEAR 2017
SECTION 4.09**

	PERSONNEL FY16	OUTSIDE SERVICES FY16
City of Poway	55,027	5,000
City of El Cajon	69,133	21,750
City of Lemon Grove	13,020	108,150
City of La Mesa	51,500	
City of Coronado		20,600
Subtotal	188,680	155,500
Grand Total		344,180

Personnel costs are to reimburse cities for staff time and overhead spent on transit-related issues.
Outside services costs are for the maintenance of bus benches, bus stops and bus shelters.

This page intentionally left blank.

**SAN DIEGO METROPOLITAN TRANSIT SYSTEM
ADMINISTRATIVE BUDGET SUMMARY
FISCAL YEAR 2017
SECTION 5.01**

	ACTUAL FY15	AMENDED BUDGET FY16	PROPOSED BUDGET FY17	\$ CHANGE BUDGET/ AMENDED	% CHANGE BUDGET/ AMENDED
OPERATING REVENUE					
PASSENGER REVENUE	-	-	-	-	-
OTHER OPERATING INCOME	8,086,216	11,587,537	12,029,419	441,883	3.8%
TOTAL OPERATING REVENUES	8,086,216	11,587,537	12,029,419	441,883	3.8%
NON OPERATING REVENUE					
TOTAL SUBSIDY REVENUE	2,160,706	174,788	140,000	(34,788)	-19.9%
OTHER NON OPERATING REVENUE					
RESERVE REVENUE	-	-	-	-	-
OTHER INCOME	101,038,302	18,108,323	-	(18,108,323)	-100.0%
TOTAL OTHER NON OPERATING REVENUE	101,038,302	18,108,323	-	(18,108,323)	-100.0%
TOTAL NON OPERATING REVENUE	103,199,008	18,283,111	140,000	(18,143,111)	-99.2%
TOTAL COMBINED REVENUES	111,285,224	29,870,648	12,169,419	(17,701,228)	-59.3%
OPERATING EXPENSES					
LABOR EXPENSES	11,540,245	12,349,034	13,059,949	710,915	5.8%
FRINGE EXPENSES	6,618,503	6,114,199	6,763,846	649,647	10.6%
TOTAL PERSONNEL EXPENSES	18,158,748	18,463,233	19,823,795	1,360,562	7.4%
SECURITY EXPENSES	7,013,436	7,027,000	7,518,750	491,750	7.0%
REPAIR/MAINTENANCE SERVICES	62,188	104,000	106,500	2,500	2.4%
ENGINE AND TRANSMISSION REBUILD	-	-	-	-	-
OTHER OUTSIDE SERVICES	6,538,995	8,707,040	8,380,807	(326,234)	-3.7%
PURCHASED TRANSPORTATION	-	-	-	-	-
TOTAL OUTSIDE SERVICES	13,614,620	15,838,040	16,006,057	168,016	1.1%
LUBRICANTS	-	-	-	-	-
TIRES	8,426	9,000	8,000	(1,000)	-11.1%
OTHER MATERIALS AND SUPPLIES	36,148	16,000	16,000	-	0.0%
TOTAL MATERIALS AND SUPPLIES	44,574	25,000	24,000	(1,000)	-4.0%
DIESEL FUEL	142,837	126,700	127,700	1,000	0.8%
CNG	-	-	-	-	-
TRACTION POWER	-	-	-	-	-
UTILITIES	668,507	692,940	703,200	10,260	1.5%
TOTAL ENERGY	811,344	819,640	830,900	11,260	1.4%
RISK MANAGEMENT	408,447	391,349	450,656	59,307	15.2%
GENERAL AND ADMINISTRATIVE	1,689,046	2,120,026	2,141,622	21,596	1.0%
DEBT SERVICE	101,788,852	18,839,988	739,617	(18,100,371)	-96.1%
VEHICLE / FACILITY LEASE	265,615	200,000	220,000	20,000	10.0%
TOTAL OPERATING EXPENSES	136,781,246	56,697,277	40,236,646	(16,460,630)	-29.0%
NET OPERATING SUBSIDY	(128,695,030)	(45,109,740)	(28,207,227)	(16,902,513)	-37.5%
OVERHEAD ALLOCATION	29,157,959	29,721,694	28,067,227	(1,654,467)	-5.6%
ADJUSTED NET OPERATING SUBSIDY	(99,537,071)	(15,388,046)	(140,000)	(15,248,046)	-99.1%
TOTAL REVENUES LESS TOTAL EXPENSES	3,661,937	2,895,065	(0)	2,895,065	0.0%

**SAN DIEGO METROPOLITAN TRANSIT SYSTEM
BOARD OF DIRECTORS BUDGET
FISCAL YEAR 2017
SECTION 5.02**

	<u>ACTUAL FY15</u>	<u>AMENDED BUDGET FY16</u>	<u>PROPOSED BUDGET FY17</u>	<u>\$ CHANGE BUDGET/ AMENDED</u>	<u>% CHANGE BUDGET/ AMENDED</u>
OPERATING REVENUE					
PASSENGER REVENUE	-	-	-	-	-
OTHER OPERATING INCOME	-	-	-	-	-
TOTAL OPERATING REVENUES	<u>-</u>	<u>-</u>	<u>-</u>	<u>-</u>	<u>-</u>
NON OPERATING REVENUE					
TOTAL SUBSIDY REVENUE	-	-	-	-	-
OTHER NON OPERATING REVENUE					
RESERVE REVENUE	-	-	-	-	-
OTHER INCOME	-	-	-	-	-
TOTAL OTHER NON OPERATING REVENUE	<u>-</u>	<u>-</u>	<u>-</u>	<u>-</u>	<u>-</u>
TOTAL NON OPERATING REVENUE	<u>-</u>	<u>-</u>	<u>-</u>	<u>-</u>	<u>-</u>
TOTAL COMBINED REVENUES	<u>-</u>	<u>-</u>	<u>-</u>	<u>-</u>	<u>-</u>
OPERATING EXPENSES					
LABOR EXPENSES	-	-	-	-	-
FRINGE EXPENSES	-	-	-	-	-
TOTAL PERSONNEL EXPENSES	<u>-</u>	<u>-</u>	<u>-</u>	<u>-</u>	<u>-</u>
SECURITY EXPENSES	-	-	-	-	-
REPAIR/MAINTENANCE SERVICES	-	-	-	-	-
ENGINE AND TRANSMISSION REBUILD	-	-	-	-	-
OTHER OUTSIDE SERVICES	1,083	1,000	1,000	-	0.0%
PURCHASED TRANSPORTATION	-	-	-	-	-
TOTAL OUTSIDE SERVICES	<u>1,083</u>	<u>1,000</u>	<u>1,000</u>	<u>-</u>	<u>0.0%</u>
LUBRICANTS	-	-	-	-	-
TIRES	-	-	-	-	-
OTHER MATERIALS AND SUPPLIES	-	-	-	-	-
TOTAL MATERIALS AND SUPPLIES	<u>-</u>	<u>-</u>	<u>-</u>	<u>-</u>	<u>-</u>
DIESEL FUEL	-	-	-	-	-
CNG	-	-	-	-	-
TRACTION POWER	-	-	-	-	-
UTILITIES	-	-	-	-	-
TOTAL ENERGY	<u>-</u>	<u>-</u>	<u>-</u>	<u>-</u>	<u>-</u>
RISK MANAGEMENT	<u>-</u>	<u>-</u>	<u>-</u>	<u>-</u>	<u>-</u>
GENERAL AND ADMINISTRATIVE	<u>56,345</u>	<u>60,200</u>	<u>65,200</u>	<u>5,000</u>	<u>8.3%</u>
DEBT SERVICE	<u>-</u>	<u>-</u>	<u>-</u>	<u>-</u>	<u>-</u>
VEHICLE / FACILITY LEASE	<u>-</u>	<u>-</u>	<u>-</u>	<u>-</u>	<u>-</u>
TOTAL OPERATING EXPENSES	<u>57,428</u>	<u>61,200</u>	<u>66,200</u>	<u>5,000</u>	<u>8.2%</u>
NET OPERATING SUBSIDY	<u>(57,428)</u>	<u>(61,200)</u>	<u>(66,200)</u>	<u>5,000</u>	<u>8.2%</u>
OVERHEAD ALLOCATION	<u>59,700</u>	<u>61,200</u>	<u>66,200</u>	<u>5,000</u>	<u>8.2%</u>
ADJUSTED NET OPERATING SUBSIDY	<u>2,272</u>	<u>-</u>	<u>-</u>	<u>-</u>	<u>-</u>
TOTAL REVENUES LESS TOTAL EXPENSES	<u>2,272</u>	<u>-</u>	<u>-</u>	<u>-</u>	<u>0.0%</u>

**SAN DIEGO METROPOLITAN TRANSIT SYSTEM
BOARD OF DIRECTORS ADMINISTRATION BUDGET
FISCAL YEAR 2017
SECTION 5.03**

	<u>ACTUAL FY15</u>	<u>AMENDED BUDGET FY16</u>	<u>PROPOSED BUDGET FY17</u>	<u>\$ CHANGE BUDGET/ AMENDED</u>	<u>% CHANGE BUDGET/ AMENDED</u>
OPERATING REVENUE					
PASSENGER REVENUE	-	-	-	-	-
OTHER OPERATING INCOME	-	-	-	-	-
TOTAL OPERATING REVENUES	<u>-</u>	<u>-</u>	<u>-</u>	<u>-</u>	<u>-</u>
NON OPERATING REVENUE					
TOTAL SUBSIDY REVENUE	-	-	-	-	-
OTHER NON OPERATING REVENUE					
RESERVE REVENUE	-	-	-	-	-
OTHER INCOME	-	-	-	-	-
TOTAL OTHER NON OPERATING REVENUE	<u>-</u>	<u>-</u>	<u>-</u>	<u>-</u>	<u>-</u>
TOTAL NON OPERATING REVENUE	<u>-</u>	<u>-</u>	<u>-</u>	<u>-</u>	<u>-</u>
TOTAL COMBINED REVENUES	<u>-</u>	<u>-</u>	<u>-</u>	<u>-</u>	<u>-</u>
OPERATING EXPENSES					
LABOR EXPENSES	175,199	185,056	188,247	3,190	1.7%
FRINGE EXPENSES	24,629	25,309	25,746	436	1.7%
TOTAL PERSONNEL EXPENSES	<u>199,829</u>	<u>210,366</u>	<u>213,992</u>	<u>3,627</u>	<u>1.7%</u>
SECURITY EXPENSES	-	-	-	-	-
REPAIR/MAINTENANCE SERVICES	-	-	-	-	-
ENGINE AND TRANSMISSION REBUILD	-	-	-	-	-
OTHER OUTSIDE SERVICES	-	-	-	-	-
PURCHASED TRANSPORTATION	-	-	-	-	-
TOTAL OUTSIDE SERVICES	<u>-</u>	<u>-</u>	<u>-</u>	<u>-</u>	<u>-</u>
LUBRICANTS	-	-	-	-	-
TIRES	-	-	-	-	-
OTHER MATERIALS AND SUPPLIES	-	-	-	-	-
TOTAL MATERIALS AND SUPPLIES	<u>-</u>	<u>-</u>	<u>-</u>	<u>-</u>	<u>-</u>
DIESEL FUEL	-	-	-	-	-
CNG	-	-	-	-	-
TRACTION POWER	-	-	-	-	-
UTILITIES	-	-	-	-	-
TOTAL ENERGY	<u>-</u>	<u>-</u>	<u>-</u>	<u>-</u>	<u>-</u>
RISK MANAGEMENT	<u>-</u>	<u>-</u>	<u>-</u>	<u>-</u>	<u>-</u>
GENERAL AND ADMINISTRATIVE	<u>-</u>	<u>-</u>	<u>-</u>	<u>-</u>	<u>-</u>
DEBT SERVICE	<u>-</u>	<u>-</u>	<u>-</u>	<u>-</u>	<u>-</u>
VEHICLE / FACILITY LEASE	<u>-</u>	<u>-</u>	<u>-</u>	<u>-</u>	<u>-</u>
TOTAL OPERATING EXPENSES	<u>199,829</u>	<u>210,366</u>	<u>213,992</u>	<u>3,627</u>	<u>1.7%</u>
NET OPERATING SUBSIDY	<u>(199,829)</u>	<u>(210,366)</u>	<u>(213,992)</u>	<u>3,627</u>	<u>1.7%</u>
OVERHEAD ALLOCATION	204,555	210,366	213,992	3,626	1.7%
ADJUSTED NET OPERATING SUBSIDY	<u>4,726</u>	<u>0</u>	<u>-</u>	<u>0</u>	<u>-100.0%</u>
TOTAL REVENUES LESS TOTAL EXPENSES	<u>4,726</u>	<u>0</u>	<u>-</u>	<u>0</u>	<u>0.0%</u>

**SAN DIEGO METROPOLITAN TRANSIT SYSTEM
BUS BENCH/SHELTER BUDGET
FISCAL YEAR 2017
SECTION 5.04**

	ACTUAL FY15	AMENDED BUDGET FY16	PROPOSED BUDGET FY17	\$ CHANGE BUDGET/ AMENDED	% CHANGE BUDGET/ AMENDED
OPERATING REVENUE					
PASSENGER REVENUE	-	-	-	-	-
OTHER OPERATING INCOME	1,097,363	1,060,000	1,060,000	-	0.0%
TOTAL OPERATING REVENUES	1,097,363	1,060,000	1,060,000	-	0.0%
NON OPERATING REVENUE					
TOTAL SUBSIDY REVENUE	-	-	-	-	-
OTHER NON OPERATING REVENUE					
RESERVE REVENUE	-	-	-	-	-
OTHER INCOME	-	-	-	-	-
TOTAL OTHER NON OPERATING REVENUE	-	-	-	-	-
TOTAL NON OPERATING REVENUE	-	-	-	-	-
TOTAL COMBINED REVENUES	1,097,363	1,060,000	1,060,000	-	0.0%
OPERATING EXPENSES					
LABOR EXPENSES	140,085	145,000	145,000	-	0.0%
FRINGE EXPENSES	-	-	-	-	-
TOTAL PERSONNEL EXPENSES	140,085	145,000	145,000	-	0.0%
SECURITY EXPENSES	-	-	-	-	-
REPAIR/MAINTENANCE SERVICES	-	-	-	-	-
ENGINE AND TRANSMISSION REBUILD	-	-	-	-	-
OTHER OUTSIDE SERVICES	(243)	3,500	5,500	2,000	57.1%
PURCHASED TRANSPORTATION	-	-	-	-	-
TOTAL OUTSIDE SERVICES	(243)	3,500	5,500	2,000	57.1%
LUBRICANTS	-	-	-	-	-
TIRES	-	-	-	-	-
OTHER MATERIALS AND SUPPLIES	-	-	-	-	-
TOTAL MATERIALS AND SUPPLIES	-	-	-	-	-
DIESEL FUEL	2,212	1,000	2,000	1,000	100.0%
CNG	-	-	-	-	-
TRACTION POWER	-	-	-	-	-
UTILITIES	-	-	-	-	-
TOTAL ENERGY	2,212	1,000	2,000	1,000	100.0%
RISK MANAGEMENT	-	-	-	-	-
GENERAL AND ADMINISTRATIVE	-	-	-	-	-
DEBT SERVICE	-	-	-	-	-
VEHICLE / FACILITY LEASE	-	-	-	-	-
TOTAL OPERATING EXPENSES	142,054	149,500	152,500	3,000	2.0%
NET OPERATING SUBSIDY	955,309	910,500	907,500	3,000	-0.3%
OVERHEAD ALLOCATION	(915,500)	(910,500)	(907,500)	3,000	-0.3%
ADJUSTED NET OPERATING SUBSIDY	39,809	-	-	-	-
TOTAL REVENUES LESS TOTAL EXPENSES	39,809	-	-	-	0.0%

**SAN DIEGO METROPOLITAN TRANSIT SYSTEM
COMPASS CARD BUDGET
FISCAL YEAR 2017
SECTION 5.05**

	<u>ACTUAL FY15</u>	<u>AMENDED BUDGET FY16</u>	<u>PROPOSED BUDGET FY17</u>	<u>\$ CHANGE BUDGET/ AMENDED</u>	<u>% CHANGE BUDGET/ AMENDED</u>
OPERATING REVENUE					
PASSENGER REVENUE	-	-	-	-	-
OTHER OPERATING INCOME	1,642,572	1,760,000	1,660,000	(100,000)	-5.7%
TOTAL OPERATING REVENUES	1,642,572	1,760,000	1,660,000	(100,000)	-5.7%
NON OPERATING REVENUE					
TOTAL SUBSIDY REVENUE	-	-	-	-	-
OTHER NON OPERATING REVENUE					
RESERVE REVENUE	-	-	-	-	-
OTHER INCOME	-	-	-	-	-
TOTAL OTHER NON OPERATING REVENUE	-	-	-	-	-
TOTAL NON OPERATING REVENUE	-	-	-	-	-
TOTAL COMBINED REVENUES	1,642,572	1,760,000	1,660,000	(100,000)	-5.7%
OPERATING EXPENSES					
LABOR EXPENSES	685,224	537,684	544,819	7,135	1.3%
FRINGE EXPENSES	259,389	227,176	301,000	73,824	32.5%
TOTAL PERSONNEL EXPENSES	944,613	764,860	845,819	80,959	10.6%
SECURITY EXPENSES	-	-	-	-	-
REPAIR/MAINTENANCE SERVICES	1,591	-	-	-	-
ENGINE AND TRANSMISSION REBUILD	-	-	-	-	-
OTHER OUTSIDE SERVICES	1,329,116	1,619,970	1,630,486	10,516	0.6%
PURCHASED TRANSPORTATION	-	-	-	-	-
TOTAL OUTSIDE SERVICES	1,330,707	1,619,970	1,630,486	10,516	0.6%
LUBRICANTS	-	-	-	-	-
TIRES	-	-	-	-	-
OTHER MATERIALS AND SUPPLIES	-	-	-	-	-
TOTAL MATERIALS AND SUPPLIES	-	-	-	-	-
DIESEL FUEL	-	-	-	-	-
CNG	-	-	-	-	-
TRACTION POWER	-	-	-	-	-
UTILITIES	7,811	1,600	5,600	4,000	250.0%
TOTAL ENERGY	7,811	1,600	5,600	4,000	250.0%
RISK MANAGEMENT	-	-	-	-	-
GENERAL AND ADMINISTRATIVE	93,242	117,000	10,774	(106,226)	-90.8%
DEBT SERVICE	-	-	-	-	-
VEHICLE / FACILITY LEASE	-	-	-	-	-
TOTAL OPERATING EXPENSES	2,376,373	2,503,430	2,492,679	(10,751)	-0.4%
NET OPERATING SUBSIDY	(733,801)	(743,430)	(832,679)	89,249	12.0%
OVERHEAD ALLOCATION	616,360	743,430	832,679	89,249	12.0%
ADJUSTED NET OPERATING SUBSIDY	(117,441)	-	-	-	-
TOTAL REVENUES LESS TOTAL EXPENSES	(117,441)	-	-	-	0.0%

**SAN DIEGO METROPOLITAN TRANSIT SYSTEM
EXECUTIVE BUDGET
FISCAL YEAR 2017
SECTION 5.06**

	ACTUAL FY15	AMENDED BUDGET FY16	PROPOSED BUDGET FY17	\$ CHANGE BUDGET/ AMENDED	% CHANGE BUDGET/ AMENDED
OPERATING REVENUE					
PASSENGER REVENUE	-	-	-	-	-
OTHER OPERATING INCOME	-	-	-	-	-
TOTAL OPERATING REVENUES	-	-	-	-	-
NON OPERATING REVENUE					
TOTAL SUBSIDY REVENUE	-	-	-	-	-
OTHER NON OPERATING REVENUE					
RESERVE REVENUE	-	-	-	-	-
OTHER INCOME	-	-	-	-	-
TOTAL OTHER NON OPERATING REVENUE	-	-	-	-	-
TOTAL NON OPERATING REVENUE	-	-	-	-	-
TOTAL COMBINED REVENUES	-	-	-	-	-
OPERATING EXPENSES					
LABOR EXPENSES	575,424	591,363	545,381	(45,982)	-7.8%
FRINGE EXPENSES	67,914	98,663	99,221	558	0.6%
TOTAL PERSONNEL EXPENSES	643,339	690,026	644,603	(45,423)	-6.6%
SECURITY EXPENSES	-	-	-	-	-
REPAIR/MAINTENANCE SERVICES	-	-	-	-	-
ENGINE AND TRANSMISSION REBUILD	-	-	-	-	-
OTHER OUTSIDE SERVICES	-	1,000	1,000	-	0.0%
PURCHASED TRANSPORTATION	-	-	-	-	-
TOTAL OUTSIDE SERVICES	-	1,000	1,000	-	0.0%
LUBRICANTS	-	-	-	-	-
TIRES	-	-	-	-	-
OTHER MATERIALS AND SUPPLIES	-	-	-	-	-
TOTAL MATERIALS AND SUPPLIES	-	-	-	-	-
DIESEL FUEL	-	-	-	-	-
CNG	-	-	-	-	-
TRACTION POWER	-	-	-	-	-
UTILITIES	4,771	3,300	3,300	-	0.0%
TOTAL ENERGY	4,771	3,300	3,300	-	0.0%
RISK MANAGEMENT	-	-	-	-	-
GENERAL AND ADMINISTRATIVE	33,636	34,050	34,050	-	0.0%
DEBT SERVICE	-	-	-	-	-
VEHICLE / FACILITY LEASE	-	-	-	-	-
TOTAL OPERATING EXPENSES	681,746	728,376	682,953	(45,423)	-6.2%
NET OPERATING SUBSIDY	(681,746)	(728,376)	(682,953)	(45,423)	-6.2%
OVERHEAD ALLOCATION	658,028	728,376	682,953	(45,423)	-6.2%
ADJUSTED NET OPERATING SUBSIDY	(23,719)	(0)	-	(0)	-100.0%
TOTAL REVENUES LESS TOTAL EXPENSES	(23,719)	(0)	-	(0)	0.0%

**SAN DIEGO METROPOLITAN TRANSIT SYSTEM
FINANCE BUDGET
FISCAL YEAR 2017
SECTION 5.07**

	ACTUAL FY15	AMENDED BUDGET FY16	PROPOSED BUDGET FY17	\$ CHANGE BUDGET/ AMENDED	% CHANGE BUDGET/ AMENDED
OPERATING REVENUE					
PASSENGER REVENUE	-	-	-	-	-
OTHER OPERATING INCOME	-	-	-	-	-
TOTAL OPERATING REVENUES	-	-	-	-	-
NON OPERATING REVENUE					
TOTAL SUBSIDY REVENUE	-	-	-	-	-
OTHER NON OPERATING REVENUE					
RESERVE REVENUE	-	-	-	-	-
OTHER INCOME	-	-	-	-	-
TOTAL OTHER NON OPERATING REVENUE	-	-	-	-	-
TOTAL NON OPERATING REVENUE	-	-	-	-	-
TOTAL COMBINED REVENUES	-	-	-	-	-
OPERATING EXPENSES					
LABOR EXPENSES	1,251,794	1,388,611	1,349,680	(38,932)	-2.8%
FRINGE EXPENSES	196,909	208,973	217,688	8,714	4.2%
TOTAL PERSONNEL EXPENSES	1,448,703	1,597,585	1,567,367	(30,217)	-1.9%
SECURITY EXPENSES	-	-	-	-	-
REPAIR/MAINTENANCE SERVICES	-	-	-	-	-
ENGINE AND TRANSMISSION REBUILD	-	-	-	-	-
OTHER OUTSIDE SERVICES	3,980	5,150	5,650	500	9.7%
PURCHASED TRANSPORTATION	-	-	-	-	-
TOTAL OUTSIDE SERVICES	3,980	5,150	5,650	500	9.7%
LUBRICANTS	-	-	-	-	-
TIRES	-	-	-	-	-
OTHER MATERIALS AND SUPPLIES	-	-	-	-	-
TOTAL MATERIALS AND SUPPLIES	-	-	-	-	-
DIESEL FUEL	-	-	-	-	-
CNG	-	-	-	-	-
TRACTION POWER	-	-	-	-	-
UTILITIES	2,942	8,000	8,000	-	0.0%
TOTAL ENERGY	2,942	8,000	8,000	-	0.0%
RISK MANAGEMENT	-	-	-	-	-
GENERAL AND ADMINISTRATIVE	11,591	8,200	12,000	3,800	46.3%
DEBT SERVICE	-	-	-	-	-
VEHICLE / FACILITY LEASE	-	-	-	-	-
TOTAL OPERATING EXPENSES	1,467,216	1,618,935	1,593,017	(25,917)	-1.6%
NET OPERATING SUBSIDY	(1,467,216)	(1,618,935)	(1,593,017)	(25,917)	-1.6%
OVERHEAD ALLOCATION	1,528,317	1,618,935	1,593,017	(25,918)	-1.6%
ADJUSTED NET OPERATING SUBSIDY	61,101	0	-	0	-100.0%
TOTAL REVENUES LESS TOTAL EXPENSES	61,101	0	-	0	0.0%

**SAN DIEGO METROPOLITAN TRANSIT SYSTEM
FRINGE BENEFITS BUDGET
FISCAL YEAR 2017
SECTION 5.08**

	ACTUAL FY15	AMENDED BUDGET FY16	PROPOSED BUDGET FY17	\$ CHANGE BUDGET/ AMENDED	% CHANGE BUDGET/ AMENDED
OPERATING REVENUE					
PASSENGER REVENUE	-	-	-	-	-
OTHER OPERATING INCOME	-	-	-	-	-
TOTAL OPERATING REVENUES	-	-	-	-	-
NON OPERATING REVENUE					
TOTAL SUBSIDY REVENUE	-	-	-	-	-
OTHER NON OPERATING REVENUE					
RESERVE REVENUE	-	-	-	-	-
OTHER INCOME	-	-	-	-	-
TOTAL OTHER NON OPERATING REVENUE	-	-	-	-	-
TOTAL NON OPERATING REVENUE	-	-	-	-	-
TOTAL COMBINED REVENUES	-	-	-	-	-
OPERATING EXPENSES					
LABOR EXPENSES	176,869	-	-	-	-
FRINGE EXPENSES	5,373,022	4,790,138	5,211,138	421,000	8.8%
TOTAL PERSONNEL EXPENSES	5,549,891	4,790,138	5,211,138	421,000	8.8%
SECURITY EXPENSES	-	-	-	-	-
REPAIR/MAINTENANCE SERVICES	-	-	-	-	-
ENGINE AND TRANSMISSION REBUILD	-	-	-	-	-
OTHER OUTSIDE SERVICES	-	-	-	-	-
PURCHASED TRANSPORTATION	-	-	-	-	-
TOTAL OUTSIDE SERVICES	-	-	-	-	-
LUBRICANTS	-	-	-	-	-
TIRES	-	-	-	-	-
OTHER MATERIALS AND SUPPLIES	-	-	-	-	-
TOTAL MATERIALS AND SUPPLIES	-	-	-	-	-
DIESEL FUEL	-	-	-	-	-
CNG	-	-	-	-	-
TRACTION POWER	-	-	-	-	-
UTILITIES	-	-	-	-	-
TOTAL ENERGY	-	-	-	-	-
RISK MANAGEMENT	4,285	4,000	4,500	500	12.5%
GENERAL AND ADMINISTRATIVE	-	-	-	-	-
DEBT SERVICE	-	-	-	-	-
VEHICLE / FACILITY LEASE	-	-	-	-	-
TOTAL OPERATING EXPENSES	5,554,176	4,794,138	5,215,638	421,500	8.8%
NET OPERATING SUBSIDY	(5,554,176)	(4,794,138)	(5,215,638)	421,500	8.8%
OVERHEAD ALLOCATION	5,661,624	4,794,138	5,215,638	421,500	8.8%
ADJUSTED NET OPERATING SUBSIDY	107,448	(0)	-	(0)	-100.0%
TOTAL REVENUES LESS TOTAL EXPENSES	107,448	(0)	-	(0)	0.0%

**SAN DIEGO METROPOLITAN TRANSIT SYSTEM
GENERAL EXPENSES BUDGET
FISCAL YEAR 2017
SECTION 5.09**

	ACTUAL FY15	AMENDED BUDGET FY16	PROPOSED BUDGET FY17	\$ CHANGE BUDGET/ AMENDED	% CHANGE BUDGET/ AMENDED
OPERATING REVENUE					
PASSENGER REVENUE	-	-	-	-	-
OTHER OPERATING INCOME	-	-	-	-	-
TOTAL OPERATING REVENUES	-	-	-	-	-
NON OPERATING REVENUE					
TOTAL SUBSIDY REVENUE	-	-	-	-	-
OTHER NON OPERATING REVENUE					
RESERVE REVENUE	-	-	-	-	-
OTHER INCOME	-	-	-	-	-
TOTAL OTHER NON OPERATING REVENUE	-	-	-	-	-
TOTAL NON OPERATING REVENUE	-	-	-	-	-
TOTAL COMBINED REVENUES	-	-	-	-	-
OPERATING EXPENSES					
LABOR EXPENSES	2,453	15,000	-	(15,000)	-100.0%
FRINGE EXPENSES	(756,984)	(708,000)	(600,000)	108,000	-15.3%
TOTAL PERSONNEL EXPENSES	(754,530)	(693,000)	(600,000)	93,000	-13.4%
SECURITY EXPENSES	-	-	-	-	-
REPAIR/MAINTENANCE SERVICES	54,241	96,000	93,000	(3,000)	-3.1%
ENGINE AND TRANSMISSION REBUILD	-	-	-	-	-
OTHER OUTSIDE SERVICES	784,881	740,000	822,030	82,030	11.1%
PURCHASED TRANSPORTATION	-	-	-	-	-
TOTAL OUTSIDE SERVICES	839,123	836,000	915,030	79,030	9.5%
LUBRICANTS	-	-	-	-	-
TIRES	1,266	2,000	1,000	(1,000)	-50.0%
OTHER MATERIALS AND SUPPLIES	11,522	-	-	-	-
TOTAL MATERIALS AND SUPPLIES	12,787	2,000	1,000	(1,000)	-50.0%
DIESEL FUEL	4,374	2,500	2,500	-	0.0%
CNG	-	-	-	-	-
TRACTION POWER	-	-	-	-	-
UTILITIES	551,685	577,000	577,000	-	0.0%
TOTAL ENERGY	556,059	579,500	579,500	-	0.0%
RISK MANAGEMENT	-	-	-	-	-
GENERAL AND ADMINISTRATIVE	854,521	1,530,695	1,694,988	164,293	10.7%
DEBT SERVICE	101,788,852	18,839,988	739,617	(18,100,371)	-96.1%
VEHICLE / FACILITY LEASE	265,615	200,000	220,000	20,000	10.0%
TOTAL OPERATING EXPENSES	103,562,426	21,295,183	3,550,135	(17,745,048)	-83.3%
NET OPERATING SUBSIDY	(103,562,426)	(21,295,183)	(3,550,135)	(17,745,048)	-83.3%
OVERHEAD ALLOCATION	103,789,502	21,295,183	3,550,135	(17,745,048)	-83.3%
ADJUSTED NET OPERATING SUBSIDY	227,076	0	-	0	-100.0%
TOTAL REVENUES LESS TOTAL EXPENSES	227,076	0	-	0	0.0%

**SAN DIEGO METROPOLITAN TRANSIT SYSTEM
HUMAN RESOURCES BUDGET
FISCAL YEAR 2017
SECTION 5.10**

	ACTUAL FY15	AMENDED BUDGET FY16	PROPOSED BUDGET FY17	\$ CHANGE BUDGET/ AMENDED	% CHANGE BUDGET/ AMENDED
OPERATING REVENUE					
PASSENGER REVENUE	-	-	-	-	-
OTHER OPERATING INCOME	-	-	-	-	-
TOTAL OPERATING REVENUES	-	-	-	-	-
NON OPERATING REVENUE					
TOTAL SUBSIDY REVENUE	-	-	-	-	-
OTHER NON OPERATING REVENUE					
RESERVE REVENUE	-	-	-	-	-
OTHER INCOME	-	-	-	-	-
TOTAL OTHER NON OPERATING REVENUE	-	-	-	-	-
TOTAL NON OPERATING REVENUE	-	-	-	-	-
TOTAL COMBINED REVENUES	-	-	-	-	-
OPERATING EXPENSES					
LABOR EXPENSES	905,625	994,289	1,022,220	27,931	2.8%
FRINGE EXPENSES	190,470	174,350	173,714	(636)	-0.4%
TOTAL PERSONNEL EXPENSES	1,096,096	1,168,639	1,195,934	27,295	2.3%
SECURITY EXPENSES	-	-	-	-	-
REPAIR/MAINTENANCE SERVICES	-	-	-	-	-
ENGINE AND TRANSMISSION REBUILD	-	-	-	-	-
OTHER OUTSIDE SERVICES	646,124	583,253	593,286	10,033	1.7%
PURCHASED TRANSPORTATION	-	-	-	-	-
TOTAL OUTSIDE SERVICES	646,124	583,253	593,286	10,033	1.7%
LUBRICANTS	-	-	-	-	-
TIRES	-	-	-	-	-
OTHER MATERIALS AND SUPPLIES	-	-	-	-	-
TOTAL MATERIALS AND SUPPLIES	-	-	-	-	-
DIESEL FUEL	-	-	-	-	-
CNG	-	-	-	-	-
TRACTION POWER	-	-	-	-	-
UTILITIES	3,004	3,000	3,000	-	0.0%
TOTAL ENERGY	3,004	3,000	3,000	-	0.0%
RISK MANAGEMENT	-	-	-	-	-
GENERAL AND ADMINISTRATIVE	10,030	14,485	24,400	9,915	68.5%
DEBT SERVICE	-	-	-	-	-
VEHICLE / FACILITY LEASE	-	-	-	-	-
TOTAL OPERATING EXPENSES	1,755,254	1,769,377	1,816,619	47,243	2.7%
NET OPERATING SUBSIDY	(1,755,254)	(1,769,377)	(1,816,619)	47,243	2.7%
OVERHEAD ALLOCATION	1,697,238	1,769,377	1,816,619	47,242	2.7%
ADJUSTED NET OPERATING SUBSIDY	(58,016)	0	-	0	-100.0%
TOTAL REVENUES LESS TOTAL EXPENSES	(58,016)	0	-	0	0.0%

**SAN DIEGO METROPOLITAN TRANSIT SYSTEM
INFORMATION TECHNOLOGY BUDGET
FISCAL YEAR 2017
SECTION 5.11**

	ACTUAL FY15	AMENDED BUDGET FY16	PROPOSED BUDGET FY17	\$ CHANGE BUDGET/ AMENDED	% CHANGE BUDGET/ AMENDED
OPERATING REVENUE					
PASSENGER REVENUE	-	-	-	-	-
OTHER OPERATING INCOME	-	-	-	-	-
TOTAL OPERATING REVENUES	-	-	-	-	-
NON OPERATING REVENUE					
TOTAL SUBSIDY REVENUE	-	-	-	-	-
OTHER NON OPERATING REVENUE					
RESERVE REVENUE	-	-	-	-	-
OTHER INCOME	-	-	-	-	-
TOTAL OTHER NON OPERATING REVENUE	-	-	-	-	-
TOTAL NON OPERATING REVENUE	-	-	-	-	-
TOTAL COMBINED REVENUES	-	-	-	-	-
OPERATING EXPENSES					
LABOR EXPENSES	1,074,134	1,728,019	2,211,159	483,140	28.0%
FRINGE EXPENSES	175,329	181,144	249,575	68,431	37.8%
TOTAL PERSONNEL EXPENSES	1,249,463	1,909,164	2,460,735	551,571	28.9%
SECURITY EXPENSES	-	-	-	-	-
REPAIR/MAINTENANCE SERVICES	-	-	-	-	-
ENGINE AND TRANSMISSION REBUILD	-	-	-	-	-
OTHER OUTSIDE SERVICES	2,343,605	2,700,000	3,341,077	641,077	23.7%
PURCHASED TRANSPORTATION	-	-	-	-	-
TOTAL OUTSIDE SERVICES	2,343,605	2,700,000	3,341,077	641,077	23.7%
LUBRICANTS	-	-	-	-	-
TIRES	-	-	-	-	-
OTHER MATERIALS AND SUPPLIES	-	-	-	-	-
TOTAL MATERIALS AND SUPPLIES	-	-	-	-	-
DIESEL FUEL	-	-	-	-	-
CNG	-	-	-	-	-
TRACTION POWER	-	-	-	-	-
UTILITIES	27,472	27,500	32,400	4,900	17.8%
TOTAL ENERGY	27,472	27,500	32,400	4,900	17.8%
RISK MANAGEMENT	23,000	-	-	-	-
GENERAL AND ADMINISTRATIVE	379,946	123,720	139,525	15,805	12.8%
DEBT SERVICE	-	-	-	-	-
VEHICLE / FACILITY LEASE	-	-	-	-	-
TOTAL OPERATING EXPENSES	4,023,486	4,760,384	5,973,737	1,213,353	25.5%
NET OPERATING SUBSIDY	(4,023,486)	(4,760,384)	(5,973,737)	1,213,353	25.5%
OVERHEAD ALLOCATION	3,933,535	4,760,384	5,973,737	1,213,353	25.5%
ADJUSTED NET OPERATING SUBSIDY	(89,950)	(0)	-	(0)	-100.0%
TOTAL REVENUES LESS TOTAL EXPENSES	(89,950)	(0)	-	(0)	0.0%

**SAN DIEGO METROPOLITAN TRANSIT SYSTEM
LAND MANAGEMENT BUDGET
FISCAL YEAR 2017
SECTION 5.12**

	ACTUAL FY15	AMENDED BUDGET FY16	PROPOSED BUDGET FY17	\$ CHANGE BUDGET/ AMENDED	% CHANGE BUDGET/ AMENDED
OPERATING REVENUE					
PASSENGER REVENUE	-	-	-	-	-
OTHER OPERATING INCOME	2,066,436	2,219,137	2,436,019	216,883	9.8%
TOTAL OPERATING REVENUES	2,066,436	2,219,137	2,436,019	216,883	9.8%
NON OPERATING REVENUE					
TOTAL SUBSIDY REVENUE	-	-	-	-	-
OTHER NON OPERATING REVENUE					
RESERVE REVENUE	-	-	-	-	-
OTHER INCOME	-	-	-	-	-
TOTAL OTHER NON OPERATING REVENUE	-	-	-	-	-
TOTAL NON OPERATING REVENUE	-	-	-	-	-
TOTAL COMBINED REVENUES	2,066,436	2,219,137	2,436,019	216,883	9.8%
OPERATING EXPENSES					
LABOR EXPENSES	181,734	146,626	188,775	42,149	28.7%
FRINGE EXPENSES	44,434	42,716	45,204	2,488	5.8%
TOTAL PERSONNEL EXPENSES	226,168	189,341	233,979	44,637	23.6%
SECURITY EXPENSES	15,739	-	-	-	-
REPAIR/MAINTENANCE SERVICES	150	-	-	-	-
ENGINE AND TRANSMISSION REBUILD	-	-	-	-	-
OTHER OUTSIDE SERVICES	285,169	246,000	246,000	-	0.0%
PURCHASED TRANSPORTATION	-	-	-	-	-
TOTAL OUTSIDE SERVICES	301,058	246,000	246,000	-	0.0%
LUBRICANTS	-	-	-	-	-
TIRES	-	-	-	-	-
OTHER MATERIALS AND SUPPLIES	-	-	-	-	-
TOTAL MATERIALS AND SUPPLIES	-	-	-	-	-
DIESEL FUEL	-	-	-	-	-
CNG	-	-	-	-	-
TRACTION POWER	-	-	-	-	-
UTILITIES	30,134	32,000	34,000	2,000	6.3%
TOTAL ENERGY	30,134	32,000	34,000	2,000	6.3%
RISK MANAGEMENT	-	-	-	-	-
GENERAL AND ADMINISTRATIVE	28,471	31,250	33,250	2,000	6.4%
DEBT SERVICE	-	-	-	-	-
VEHICLE / FACILITY LEASE	-	-	-	-	-
TOTAL OPERATING EXPENSES	585,830	498,591	547,229	48,637	9.8%
NET OPERATING SUBSIDY	1,480,606	1,720,545	1,888,791	(168,246)	9.8%
OVERHEAD ALLOCATION	(1,552,071)	(1,720,545)	(1,888,791)	(168,246)	9.8%
ADJUSTED NET OPERATING SUBSIDY	(71,466)	0	-	0	-100.0%
TOTAL REVENUES LESS TOTAL EXPENSES	(71,466)	0	-	0	0.0%

**SAN DIEGO METROPOLITAN TRANSIT SYSTEM
LEGAL BUDGET
FISCAL YEAR 2017
SECTION 5.13**

	ACTUAL FY15	AMENDED BUDGET FY16	PROPOSED BUDGET FY17	\$ CHANGE BUDGET/ AMENDED	% CHANGE BUDGET/ AMENDED
OPERATING REVENUE					
PASSENGER REVENUE	-	-	-	-	-
OTHER OPERATING INCOME	-	-	-	-	-
TOTAL OPERATING REVENUES	-	-	-	-	-
NON OPERATING REVENUE					
TOTAL SUBSIDY REVENUE	-	-	-	-	-
OTHER NON OPERATING REVENUE					
RESERVE REVENUE	-	-	-	-	-
OTHER INCOME	-	-	-	-	-
TOTAL OTHER NON OPERATING REVENUE	-	-	-	-	-
TOTAL NON OPERATING REVENUE	-	-	-	-	-
TOTAL COMBINED REVENUES	-	-	-	-	-
OPERATING EXPENSES					
LABOR EXPENSES	216,690	230,442	244,722	14,280	6.2%
FRINGE EXPENSES	22,416	31,516	33,469	1,953	6.2%
TOTAL PERSONNEL EXPENSES	239,106	261,958	278,192	16,233	6.2%
SECURITY EXPENSES	-	-	-	-	-
REPAIR/MAINTENANCE SERVICES	-	-	-	-	-
ENGINE AND TRANSMISSION REBUILD	-	-	-	-	-
OTHER OUTSIDE SERVICES	130,290	52,500	180,000	127,500	242.9%
PURCHASED TRANSPORTATION	-	-	-	-	-
TOTAL OUTSIDE SERVICES	130,290	52,500	180,000	127,500	242.9%
LUBRICANTS	-	-	-	-	-
TIRES	-	-	-	-	-
OTHER MATERIALS AND SUPPLIES	-	-	-	-	-
TOTAL MATERIALS AND SUPPLIES	-	-	-	-	-
DIESEL FUEL	-	-	-	-	-
CNG	-	-	-	-	-
TRACTION POWER	-	-	-	-	-
UTILITIES	1,361	1,000	1,000	-	0.0%
TOTAL ENERGY	1,361	1,000	1,000	-	0.0%
RISK MANAGEMENT	-	-	-	-	-
GENERAL AND ADMINISTRATIVE	11,081	10,500	14,100	3,600	34.3%
DEBT SERVICE	-	-	-	-	-
VEHICLE / FACILITY LEASE	-	-	-	-	-
TOTAL OPERATING EXPENSES	381,839	325,958	473,292	147,333	45.2%
NET OPERATING SUBSIDY	(381,839)	(325,958)	(473,292)	147,333	45.2%
OVERHEAD ALLOCATION	408,237	325,958	473,292	147,334	45.2%
ADJUSTED NET OPERATING SUBSIDY	26,398	(0)	-	(0)	-100.0%
TOTAL REVENUES LESS TOTAL EXPENSES	26,398	(0)	-	(0)	0.0%

**SAN DIEGO METROPOLITAN TRANSIT SYSTEM
MARKETING BUDGET
FISCAL YEAR 2017
SECTION 5.14**

	ACTUAL FY15	AMENDED BUDGET FY16	PROPOSED BUDGET FY17	\$ CHANGE BUDGET/ AMENDED	% CHANGE BUDGET/ AMENDED
OPERATING REVENUE					
PASSENGER REVENUE	-	-	-	-	-
OTHER OPERATING INCOME	-	-	-	-	-
TOTAL OPERATING REVENUES	-	-	-	-	-
NON OPERATING REVENUE					
TOTAL SUBSIDY REVENUE	-	-	-	-	-
OTHER NON OPERATING REVENUE					
RESERVE REVENUE	-	-	-	-	-
OTHER INCOME	-	-	-	-	-
TOTAL OTHER NON OPERATING REVENUE	-	-	-	-	-
TOTAL NON OPERATING REVENUE	-	-	-	-	-
TOTAL COMBINED REVENUES	-	-	-	-	-
OPERATING EXPENSES					
LABOR EXPENSES	641,853	688,933	683,654	(5,279)	-0.8%
FRINGE EXPENSES	112,009	109,222	108,500	(722)	-0.7%
TOTAL PERSONNEL EXPENSES	753,862	798,155	792,154	(6,001)	-0.8%
SECURITY EXPENSES	-	-	-	-	-
REPAIR/MAINTENANCE SERVICES	-	-	-	-	-
ENGINE AND TRANSMISSION REBUILD	-	-	-	-	-
OTHER OUTSIDE SERVICES	491,436	2,273,000	860,000	(1,413,000)	-62.2%
PURCHASED TRANSPORTATION	-	-	-	-	-
TOTAL OUTSIDE SERVICES	491,436	2,273,000	860,000	(1,413,000)	-62.2%
LUBRICANTS	-	-	-	-	-
TIRES	-	-	-	-	-
OTHER MATERIALS AND SUPPLIES	395	-	-	-	-
TOTAL MATERIALS AND SUPPLIES	395	-	-	-	-
DIESEL FUEL	-	200	200	-	0.0%
CNG	-	-	-	-	-
TRACTION POWER	-	-	-	-	-
UTILITIES	3,924	3,500	3,500	-	0.0%
TOTAL ENERGY	3,924	3,700	3,700	-	0.0%
RISK MANAGEMENT	-	-	-	-	-
GENERAL AND ADMINISTRATIVE	53,162	23,600	18,500	(5,100)	-21.6%
DEBT SERVICE	-	-	-	-	-
VEHICLE / FACILITY LEASE	-	-	-	-	-
TOTAL OPERATING EXPENSES	1,302,778	3,098,455	1,674,354	(1,424,101)	-46.0%
NET OPERATING SUBSIDY	(1,302,778)	(3,098,455)	(1,674,354)	(1,424,101)	-46.0%
OVERHEAD ALLOCATION	1,427,373	3,098,455	1,674,354	(1,424,101)	-46.0%
ADJUSTED NET OPERATING SUBSIDY	124,595	-	-	-	-
TOTAL REVENUES LESS TOTAL EXPENSES	124,595	-	-	-	0.0%

**SAN DIEGO METROPOLITAN TRANSIT SYSTEM
PLANNING BUDGET
FISCAL YEAR 2017
SECTION 5.15**

	ACTUAL FY15	AMENDED BUDGET FY16	PROPOSED BUDGET FY17	\$ CHANGE BUDGET/ AMENDED	% CHANGE BUDGET/ AMENDED
OPERATING REVENUE					
PASSENGER REVENUE	-	-	-	-	-
OTHER OPERATING INCOME	-	-	-	-	-
TOTAL OPERATING REVENUES	-	-	-	-	-
NON OPERATING REVENUE					
TOTAL SUBSIDY REVENUE	124,747	-	-	-	-
OTHER NON OPERATING REVENUE					
RESERVE REVENUE	-	-	-	-	-
OTHER INCOME	-	-	-	-	-
TOTAL OTHER NON OPERATING REVENUE	-	-	-	-	-
TOTAL NON OPERATING REVENUE	124,747	-	-	-	-
TOTAL COMBINED REVENUES	124,747	-	-	-	-
OPERATING EXPENSES					
LABOR EXPENSES	560,235	593,219	621,766	28,547	4.8%
FRINGE EXPENSES	92,788	98,457	93,903	(4,553)	-4.6%
TOTAL PERSONNEL EXPENSES	653,023	691,675	715,669	23,994	3.5%
SECURITY EXPENSES	-	-	-	-	-
REPAIR/MAINTENANCE SERVICES	-	-	-	-	-
ENGINE AND TRANSMISSION REBUILD	-	-	-	-	-
OTHER OUTSIDE SERVICES	138,815	78,700	276,700	198,000	251.6%
PURCHASED TRANSPORTATION	-	-	-	-	-
TOTAL OUTSIDE SERVICES	138,815	78,700	276,700	198,000	251.6%
LUBRICANTS	-	-	-	-	-
TIRES	-	-	-	-	-
OTHER MATERIALS AND SUPPLIES	-	-	-	-	-
TOTAL MATERIALS AND SUPPLIES	-	-	-	-	-
DIESEL FUEL	-	-	-	-	-
CNG	-	-	-	-	-
TRACTION POWER	-	-	-	-	-
UTILITIES	-	-	-	-	-
TOTAL ENERGY	-	-	-	-	-
RISK MANAGEMENT	-	-	-	-	-
GENERAL AND ADMINISTRATIVE	14,093	9,350	13,250	3,900	41.7%
DEBT SERVICE	-	-	-	-	-
VEHICLE / FACILITY LEASE	-	-	-	-	-
TOTAL OPERATING EXPENSES	805,932	779,725	1,005,619	225,894	29.0%
NET OPERATING SUBSIDY	(805,932)	(779,725)	(1,005,619)	225,894	29.0%
OVERHEAD ALLOCATION	716,326	779,725	1,005,619	225,894	29.0%
ADJUSTED NET OPERATING SUBSIDY	(89,606)	(0)	-	(0)	-100.0%
TOTAL REVENUES LESS TOTAL EXPENSES	35,141	(0)	-	(0)	0.0%

**SAN DIEGO METROPOLITAN TRANSIT SYSTEM
PURCHASING BUDGET
FISCAL YEAR 2017
SECTION 5.16**

	ACTUAL FY15	AMENDED BUDGET FY16	PROPOSED BUDGET FY17	\$ CHANGE BUDGET/ AMENDED	% CHANGE BUDGET/ AMENDED
OPERATING REVENUE					
PASSENGER REVENUE	-	-	-	-	-
OTHER OPERATING INCOME	-	-	-	-	-
TOTAL OPERATING REVENUES	-	-	-	-	-
NON OPERATING REVENUE					
TOTAL SUBSIDY REVENUE	-	-	-	-	-
OTHER NON OPERATING REVENUE					
RESERVE REVENUE	-	-	-	-	-
OTHER INCOME	-	-	-	-	-
TOTAL OTHER NON OPERATING REVENUE	-	-	-	-	-
TOTAL NON OPERATING REVENUE	-	-	-	-	-
TOTAL COMBINED REVENUES	-	-	-	-	-
OPERATING EXPENSES					
LABOR EXPENSES	656,701	726,657	935,876	209,220	28.8%
FRINGE EXPENSES	106,142	111,307	131,138	19,831	17.8%
TOTAL PERSONNEL EXPENSES	762,843	837,964	1,067,014	229,050	27.3%
SECURITY EXPENSES	-	-	-	-	-
REPAIR/MAINTENANCE SERVICES	-	-	-	-	-
ENGINE AND TRANSMISSION REBUILD	-	-	-	-	-
OTHER OUTSIDE SERVICES	57,302	70,000	77,000	7,000	10.0%
PURCHASED TRANSPORTATION	-	-	-	-	-
TOTAL OUTSIDE SERVICES	57,302	70,000	77,000	7,000	10.0%
LUBRICANTS	-	-	-	-	-
TIRES	-	-	-	-	-
OTHER MATERIALS AND SUPPLIES	-	-	-	-	-
TOTAL MATERIALS AND SUPPLIES	-	-	-	-	-
DIESEL FUEL	-	-	-	-	-
CNG	-	-	-	-	-
TRACTION POWER	-	-	-	-	-
UTILITIES	1,033	2,080	1,440	(640)	-30.8%
TOTAL ENERGY	1,033	2,080	1,440	(640)	-30.8%
RISK MANAGEMENT	-	-	-	-	-
GENERAL AND ADMINISTRATIVE	5,990	7,560	8,260	700	9.3%
DEBT SERVICE	-	-	-	-	-
VEHICLE / FACILITY LEASE	-	-	-	-	-
TOTAL OPERATING EXPENSES	827,168	917,604	1,153,714	236,110	25.7%
NET OPERATING SUBSIDY	(827,168)	(917,604)	(1,153,714)	236,110	25.7%
OVERHEAD ALLOCATION	838,346	917,604	1,153,714	236,110	25.7%
ADJUSTED NET OPERATING SUBSIDY	11,178	(0)	-	(0)	-100.0%
TOTAL REVENUES LESS TOTAL EXPENSES	11,178	(0)	-	(0)	0.0%

**SAN DIEGO METROPOLITAN TRANSIT SYSTEM
REVENUE BUDGET
FISCAL YEAR 2017
SECTION 5.17**

	ACTUAL FY15	AMENDED BUDGET FY16	PROPOSED BUDGET FY17	\$ CHANGE BUDGET/ AMENDED	% CHANGE BUDGET/ AMENDED
OPERATING REVENUE					
PASSENGER REVENUE	-	-	-	-	-
OTHER OPERATING INCOME	3,278,117	6,548,400	6,873,400	325,000	5.0%
TOTAL OPERATING REVENUES	3,278,117	6,548,400	6,873,400	325,000	5.0%
NON OPERATING REVENUE					
TOTAL SUBSIDY REVENUE	1,871,668	34,788	-	(34,788)	-100.0%
OTHER NON OPERATING REVENUE					
RESERVE REVENUE	-	-	-	-	-
OTHER INCOME	101,038,302	18,108,323	-	(18,108,323)	-100.0%
TOTAL OTHER NON OPERATING REVENUE	101,038,302	18,108,323	-	(18,108,323)	-100.0%
TOTAL NON OPERATING REVENUE	102,909,970	18,143,111	-	(18,143,111)	-100.0%
TOTAL COMBINED REVENUES	106,188,086	24,691,511	6,873,400	(17,818,111)	-72.2%
OPERATING EXPENSES					
LABOR EXPENSES	-	-	-	-	-
FRINGE EXPENSES	-	-	-	-	-
TOTAL PERSONNEL EXPENSES	-	-	-	-	-
SECURITY EXPENSES	-	-	-	-	-
REPAIR/MAINTENANCE SERVICES	-	-	-	-	-
ENGINE AND TRANSMISSION REBUILD	-	-	-	-	-
OTHER OUTSIDE SERVICES	-	-	-	-	-
PURCHASED TRANSPORTATION	-	-	-	-	-
TOTAL OUTSIDE SERVICES	-	-	-	-	-
LUBRICANTS	-	-	-	-	-
TIRES	-	-	-	-	-
OTHER MATERIALS AND SUPPLIES	-	-	-	-	-
TOTAL MATERIALS AND SUPPLIES	-	-	-	-	-
DIESEL FUEL	-	-	-	-	-
CNG	-	-	-	-	-
TRACTION POWER	-	-	-	-	-
UTILITIES	-	-	-	-	-
TOTAL ENERGY	-	-	-	-	-
RISK MANAGEMENT	-	-	-	-	-
GENERAL AND ADMINISTRATIVE	-	-	-	-	-
DEBT SERVICE	-	-	-	-	-
VEHICLE / FACILITY LEASE	-	-	-	-	-
TOTAL OPERATING EXPENSES	-	-	-	-	-
NET OPERATING SUBSIDY	3,278,117	6,548,400	6,873,400	(325,000)	5.0%
OVERHEAD ALLOCATION	(102,821,502)	(21,796,447)	(6,873,400)	14,923,047	-68.5%
ADJUSTED NET OPERATING SUBSIDY	(99,543,386)	(15,248,047)	-	(15,248,047)	-100.0%
TOTAL REVENUES LESS TOTAL EXPENSES	3,366,584	2,895,064	-	2,895,064	0.0%

**SAN DIEGO METROPOLITAN TRANSIT SYSTEM
RISK BUDGET
FISCAL YEAR 2017
SECTION 5.18**

	ACTUAL FY15	AMENDED BUDGET FY16	PROPOSED BUDGET FY17	\$ CHANGE BUDGET/ AMENDED	% CHANGE BUDGET/ AMENDED
OPERATING REVENUE					
PASSENGER REVENUE	-	-	-	-	-
OTHER OPERATING INCOME	-	-	-	-	-
TOTAL OPERATING REVENUES	-	-	-	-	-
NON OPERATING REVENUE					
TOTAL SUBSIDY REVENUE	-	-	-	-	-
OTHER NON OPERATING REVENUE					
RESERVE REVENUE	-	-	-	-	-
OTHER INCOME	-	-	-	-	-
TOTAL OTHER NON OPERATING REVENUE	-	-	-	-	-
TOTAL NON OPERATING REVENUE	-	-	-	-	-
TOTAL COMBINED REVENUES	-	-	-	-	-
OPERATING EXPENSES					
LABOR EXPENSES	245,836	250,875	269,200	18,325	7.3%
FRINGE EXPENSES	33,553	44,311	41,817	(2,494)	-5.6%
TOTAL PERSONNEL EXPENSES	279,389	295,186	311,018	15,831	5.4%
SECURITY EXPENSES	-	-	-	-	-
REPAIR/MAINTENANCE SERVICES	-	-	-	-	-
ENGINE AND TRANSMISSION REBUILD	-	-	-	-	-
OTHER OUTSIDE SERVICES	4,033	5,000	5,000	-	0.0%
PURCHASED TRANSPORTATION	-	-	-	-	-
TOTAL OUTSIDE SERVICES	4,033	5,000	5,000	-	0.0%
LUBRICANTS	-	-	-	-	-
TIRES	-	-	-	-	-
OTHER MATERIALS AND SUPPLIES	-	-	-	-	-
TOTAL MATERIALS AND SUPPLIES	-	-	-	-	-
DIESEL FUEL	-	-	-	-	-
CNG	-	-	-	-	-
TRACTION POWER	-	-	-	-	-
UTILITIES	742	750	750	-	0.0%
TOTAL ENERGY	742	750	750	-	0.0%
RISK MANAGEMENT	354,163	359,349	418,156	58,807	16.4%
GENERAL AND ADMINISTRATIVE	5,314	5,825	9,825	4,000	68.7%
DEBT SERVICE	-	-	-	-	-
VEHICLE / FACILITY LEASE	-	-	-	-	-
TOTAL OPERATING EXPENSES	643,640	666,111	744,749	78,639	11.8%
NET OPERATING SUBSIDY	(643,640)	(666,111)	(744,749)	78,639	11.8%
OVERHEAD ALLOCATION	713,571	666,111	744,749	78,638	11.8%
ADJUSTED NET OPERATING SUBSIDY	69,931	0	-	0	-100.0%
TOTAL REVENUES LESS TOTAL EXPENSES	69,931	0	-	0	0.0%

**SAN DIEGO METROPOLITAN TRANSIT SYSTEM
SECURITY BUDGET
FISCAL YEAR 2017
SECTION 5.19**

	ACTUAL FY15	AMENDED BUDGET FY16	PROPOSED BUDGET FY17	\$ CHANGE BUDGET/ AMENDED	% CHANGE BUDGET/ AMENDED
OPERATING REVENUE					
PASSENGER REVENUE	-	-	-	-	-
OTHER OPERATING INCOME	-	-	-	-	-
TOTAL OPERATING REVENUES	-	-	-	-	-
NON OPERATING REVENUE					
TOTAL SUBSIDY REVENUE	164,292	140,000	140,000	-	0.0%
OTHER NON OPERATING REVENUE					
RESERVE REVENUE	-	-	-	-	-
OTHER INCOME	-	-	-	-	-
TOTAL OTHER NON OPERATING REVENUE	-	-	-	-	-
TOTAL NON OPERATING REVENUE	164,292	140,000	140,000	-	0.0%
TOTAL COMBINED REVENUES	164,292	140,000	140,000	-	0.0%
OPERATING EXPENSES					
LABOR EXPENSES	2,098,324	2,131,768	2,159,577	27,809	1.3%
FRINGE EXPENSES	310,713	320,727	292,694	(28,034)	-8.7%
TOTAL PERSONNEL EXPENSES	2,409,038	2,452,496	2,452,271	(225)	0.0%
SECURITY EXPENSES	6,995,707	7,025,000	7,516,750	491,750	7.0%
REPAIR/MAINTENANCE SERVICES	2,033	6,000	13,500	7,500	125.0%
ENGINE AND TRANSMISSION REBUILD	-	-	-	-	-
OTHER OUTSIDE SERVICES	130,868	124,757	133,077	8,320	6.7%
PURCHASED TRANSPORTATION	-	-	-	-	-
TOTAL OUTSIDE SERVICES	7,128,608	7,155,757	7,663,327	507,570	7.1%
LUBRICANTS	-	-	-	-	-
TIRES	7,160	7,000	7,000	-	0.0%
OTHER MATERIALS AND SUPPLIES	16,831	2,000	2,000	-	0.0%
TOTAL MATERIALS AND SUPPLIES	23,991	9,000	9,000	-	0.0%
DIESEL FUEL	133,465	120,000	120,000	-	0.0%
CNG	-	-	-	-	-
TRACTION POWER	-	-	-	-	-
UTILITIES	31,739	30,600	30,600	-	0.0%
TOTAL ENERGY	165,204	150,600	150,600	-	0.0%
RISK MANAGEMENT	27,000	28,000	28,000	-	0.0%
GENERAL AND ADMINISTRATIVE	40,202	28,050	31,050	3,000	10.7%
DEBT SERVICE	-	-	-	-	-
VEHICLE / FACILITY LEASE	-	-	-	-	-
TOTAL OPERATING EXPENSES	9,794,043	9,823,903	10,334,248	510,345	5.2%
NET OPERATING SUBSIDY	(9,794,043)	(9,823,903)	(10,334,248)	510,345	5.2%
OVERHEAD ALLOCATION	9,512,502	9,683,903	10,194,248	510,345	5.3%
ADJUSTED NET OPERATING SUBSIDY	(281,541)	(140,000)	(140,000)	0	0.0%
TOTAL REVENUES LESS TOTAL EXPENSES	(117,249)	0	(0)	0	0.0%

**SAN DIEGO METROPOLITAN TRANSIT SYSTEM
STORES BUDGET
FISCAL YEAR 2017
SECTION 5.20**

	ACTUAL FY15	AMENDED BUDGET FY16	PROPOSED BUDGET FY17	\$ CHANGE BUDGET/ AMENDED	% CHANGE BUDGET/ AMENDED
OPERATING REVENUE					
PASSENGER REVENUE	-	-	-	-	-
OTHER OPERATING INCOME	-	-	-	-	-
TOTAL OPERATING REVENUES	-	-	-	-	-
NON OPERATING REVENUE					
TOTAL SUBSIDY REVENUE	-	-	-	-	-
OTHER NON OPERATING REVENUE					
RESERVE REVENUE	-	-	-	-	-
OTHER INCOME	-	-	-	-	-
TOTAL OTHER NON OPERATING REVENUE	-	-	-	-	-
TOTAL NON OPERATING REVENUE	-	-	-	-	-
TOTAL COMBINED REVENUES	-	-	-	-	-
OPERATING EXPENSES					
LABOR EXPENSES	1,040,054	1,062,225	1,026,278	(35,947)	-3.4%
FRINGE EXPENSES	171,807	181,260	178,910	(2,349)	-1.3%
TOTAL PERSONNEL EXPENSES	1,211,862	1,243,485	1,205,189	(38,296)	-3.1%
SECURITY EXPENSES	-	-	-	-	-
REPAIR/MAINTENANCE SERVICES	3,337	-	-	-	-
ENGINE AND TRANSMISSION REBUILD	-	-	-	-	-
OTHER OUTSIDE SERVICES	191,392	203,000	203,000	-	0.0%
PURCHASED TRANSPORTATION	-	-	-	-	-
TOTAL OUTSIDE SERVICES	194,729	203,000	203,000	-	0.0%
LUBRICANTS	-	-	-	-	-
TIRES	-	-	-	-	-
OTHER MATERIALS AND SUPPLIES	7,174	14,000	14,000	-	0.0%
TOTAL MATERIALS AND SUPPLIES	7,174	14,000	14,000	-	0.0%
DIESEL FUEL	2,785	3,000	3,000	-	0.0%
CNG	-	-	-	-	-
TRACTION POWER	-	-	-	-	-
UTILITIES	1,859	2,550	2,550	-	0.0%
TOTAL ENERGY	4,644	5,550	5,550	-	0.0%
RISK MANAGEMENT	-	-	-	-	-
GENERAL AND ADMINISTRATIVE	9,477	14,500	14,500	-	0.0%
DEBT SERVICE	-	-	-	-	-
VEHICLE / FACILITY LEASE	-	-	-	-	-
TOTAL OPERATING EXPENSES	1,427,886	1,480,535	1,442,239	(38,296)	-2.6%
NET OPERATING SUBSIDY	(1,427,886)	(1,480,535)	(1,442,239)	(38,296)	-2.6%
OVERHEAD ALLOCATION	1,417,206	1,480,535	1,442,239	(38,296)	-2.6%
ADJUSTED NET OPERATING SUBSIDY	(10,680)	-	-	-	-
TOTAL REVENUES LESS TOTAL EXPENSES	(10,680)	-	-	-	0.0%

**SAN DIEGO METROPOLITAN TRANSIT SYSTEM
TELEPHONE INFORMATION SERVICES BUDGET
FISCAL YEAR 2017
SECTION 5.21**

	ACTUAL FY15	AMENDED BUDGET FY16	PROPOSED BUDGET FY17	\$ CHANGE BUDGET/ AMENDED	% CHANGE BUDGET/ AMENDED
OPERATING REVENUE					
PASSENGER REVENUE	-	-	-	-	-
OTHER OPERATING INCOME	-	-	-	-	-
TOTAL OPERATING REVENUES	-	-	-	-	-
NON OPERATING REVENUE					
TOTAL SUBSIDY REVENUE	-	-	-	-	-
OTHER NON OPERATING REVENUE					
RESERVE REVENUE	-	-	-	-	-
OTHER INCOME	-	-	-	-	-
TOTAL OTHER NON OPERATING REVENUE	-	-	-	-	-
TOTAL NON OPERATING REVENUE	-	-	-	-	-
TOTAL COMBINED REVENUES	-	-	-	-	-
OPERATING EXPENSES					
LABOR EXPENSES	678,287	661,455	666,939	5,484	0.8%
FRINGE EXPENSES	120,272	120,818	114,072	(6,746)	-5.6%
TOTAL PERSONNEL EXPENSES	798,559	782,274	781,012	(1,262)	-0.2%
SECURITY EXPENSES	-	-	-	-	-
REPAIR/MAINTENANCE SERVICES	-	-	-	-	-
ENGINE AND TRANSMISSION REBUILD	-	-	-	-	-
OTHER OUTSIDE SERVICES	345	-	-	-	-
PURCHASED TRANSPORTATION	-	-	-	-	-
TOTAL OUTSIDE SERVICES	345	-	-	-	-
LUBRICANTS	-	-	-	-	-
TIRES	-	-	-	-	-
OTHER MATERIALS AND SUPPLIES	-	-	-	-	-
TOTAL MATERIALS AND SUPPLIES	-	-	-	-	-
DIESEL FUEL	-	-	-	-	-
CNG	-	-	-	-	-
TRACTION POWER	-	-	-	-	-
UTILITIES	29	60	60	-	0.0%
TOTAL ENERGY	29	60	60	-	0.0%
RISK MANAGEMENT	-	-	-	-	-
GENERAL AND ADMINISTRATIVE	(1,655)	2,500	1,500	(1,000)	-40.0%
DEBT SERVICE	-	-	-	-	-
VEHICLE / FACILITY LEASE	-	-	-	-	-
TOTAL OPERATING EXPENSES	797,279	784,834	782,572	(2,262)	-0.3%
NET OPERATING SUBSIDY	(797,279)	(784,834)	(782,572)	(2,262)	-0.3%
OVERHEAD ALLOCATION	884,075	784,834	782,572	(2,262)	-0.3%
ADJUSTED NET OPERATING SUBSIDY	86,797	0	-	0	-100.0%
TOTAL REVENUES LESS TOTAL EXPENSES	86,797	0	-	0	0.0%

**SAN DIEGO METROPOLITAN TRANSIT SYSTEM
TRANSIT STORE BUDGET
FISCAL YEAR 2017
SECTION 5.22**

	ACTUAL FY15	AMENDED BUDGET FY16	PROPOSED BUDGET FY17	\$ CHANGE BUDGET/ AMENDED	% CHANGE BUDGET/ AMENDED
OPERATING REVENUE					
PASSENGER REVENUE	-	-	-	-	-
OTHER OPERATING INCOME	1,728	-	-	-	-
TOTAL OPERATING REVENUES	1,728	-	-	-	-
NON OPERATING REVENUE					
TOTAL SUBSIDY REVENUE	-	-	-	-	-
OTHER NON OPERATING REVENUE					
RESERVE REVENUE	-	-	-	-	-
OTHER INCOME	-	-	-	-	-
TOTAL OTHER NON OPERATING REVENUE	-	-	-	-	-
TOTAL NON OPERATING REVENUE	-	-	-	-	-
TOTAL COMBINED REVENUES	1,728	-	-	-	-
OPERATING EXPENSES					
LABOR EXPENSES	233,723	271,811	256,654	(15,156)	-5.6%
FRINGE EXPENSES	73,688	56,110	46,056	(10,054)	-17.9%
TOTAL PERSONNEL EXPENSES	307,411	327,921	302,711	(25,210)	-7.7%
SECURITY EXPENSES	1,990	2,000	2,000	-	0.0%
REPAIR/MAINTENANCE SERVICES	835	2,000	-	(2,000)	-100.0%
ENGINE AND TRANSMISSION REBUILD	-	-	-	-	-
OTHER OUTSIDE SERVICES	800	210	-	(210)	-100.0%
PURCHASED TRANSPORTATION	-	-	-	-	-
TOTAL OUTSIDE SERVICES	3,626	4,210	2,000	(2,210)	-52.5%
LUBRICANTS	-	-	-	-	-
TIRES	-	-	-	-	-
OTHER MATERIALS AND SUPPLIES	227	-	-	-	-
TOTAL MATERIALS AND SUPPLIES	227	-	-	-	-
DIESEL FUEL	-	-	-	-	-
CNG	-	-	-	-	-
TRACTION POWER	-	-	-	-	-
UTILITIES	-	-	-	-	-
TOTAL ENERGY	-	-	-	-	-
RISK MANAGEMENT	-	-	-	-	-
GENERAL AND ADMINISTRATIVE	83,601	98,541	16,450	(82,091)	-83.3%
DEBT SERVICE	-	-	-	-	-
VEHICLE / FACILITY LEASE	-	-	-	-	-
TOTAL OPERATING EXPENSES	394,865	430,672	321,161	(109,512)	-25.4%
NET OPERATING SUBSIDY	(393,137)	(430,672)	(321,161)	(109,512)	-25.4%
OVERHEAD ALLOCATION	380,538	430,672	321,161	(109,511)	-25.4%
ADJUSTED NET OPERATING SUBSIDY	(12,599)	(0)	-	(0)	-100.0%
TOTAL REVENUES LESS TOTAL EXPENSES	(12,599)	(0)	-	(0)	0.0%

**SAN DIEGO METROPOLITAN TRANSIT SYSTEM
OTHER ACTIVITIES BUDGET SUMMARY
FISCAL YEAR 2017
SECTION 6.01**

	ACTUAL FY15	AMENDED BUDGET FY16	PROPOSED BUDGET FY17	\$ CHANGE BUDGET/ AMENDED	% CHANGE BUDGET/ AMENDED
OPERATING REVENUE					
PASSENGER REVENUE	-	-	-	-	-
OTHER OPERATING INCOME	1,081,623	2,667,000	1,525,000	(1,142,000)	-42.8%
TOTAL OPERATING REVENUES	1,081,623	2,667,000	1,525,000	(1,142,000)	-42.8%
NON OPERATING REVENUE					
TOTAL SUBSIDY REVENUE	-	-	-	-	-
OTHER NON OPERATING REVENUE					
RESERVE REVENUE	73,890	(1,111,299)	25,011	1,136,310	-102.3%
OTHER INCOME	-	-	-	-	-
TOTAL OTHER NON OPERATING REVENUE	73,890	(1,111,299)	25,011	1,136,310	-102.3%
TOTAL NON OPERATING REVENUE	73,890	(1,111,299)	25,011	1,136,310	-102.3%
TOTAL COMBINED REVENUES	1,155,513	1,555,701	1,550,011	(5,690)	-0.4%
OPERATING EXPENSES					
LABOR EXPENSES	609,171	764,642	806,755	42,112	5.5%
FRINGE EXPENSES	177,854	266,568	272,032	5,464	2.0%
TOTAL PERSONNEL EXPENSES	787,025	1,031,210	1,078,786	47,576	4.6%
SECURITY EXPENSES	-	-	-	-	-
REPAIR/MAINTENANCE SERVICES	3,397	6,000	6,000	-	0.0%
ENGINE AND TRANSMISSION REBUILD	-	-	-	-	-
OTHER OUTSIDE SERVICES	110,877	187,110	140,110	(47,000)	-25.1%
PURCHASED TRANSPORTATION	-	-	-	-	-
TOTAL OUTSIDE SERVICES	114,275	193,110	146,110	(47,000)	-24.3%
LUBRICANTS	-	-	-	-	-
TIRES	-	-	-	-	-
OTHER MATERIALS AND SUPPLIES	2,594	7,000	7,000	-	0.0%
TOTAL MATERIALS AND SUPPLIES	2,594	7,000	7,000	-	0.0%
DIESEL FUEL	5,626	6,000	7,000	1,000	16.7%
CNG	-	-	-	-	-
TRACTION POWER	-	-	-	-	-
UTILITIES	5,515	10,000	10,000	-	0.0%
TOTAL ENERGY	11,141	16,000	17,000	1,000	6.3%
RISK MANAGEMENT	15,401	16,000	16,000	-	0.0%
GENERAL AND ADMINISTRATIVE	110,227	120,670	115,420	(5,250)	-4.4%
DEBT SERVICE	-	-	-	-	-
VEHICLE / FACILITY LEASE	3,318	17,000	26,000	9,000	52.9%
TOTAL OPERATING EXPENSES	1,043,981	1,400,990	1,406,316	5,327	0.4%
NET OPERATING SUBSIDY	37,642	1,266,010	118,684	1,147,327	-90.6%
OVERHEAD ALLOCATION	(111,532)	(154,711)	(143,694)	11,017	-7.1%
ADJUSTED NET OPERATING SUBSIDY	(73,890)	1,111,299	(25,011)	1,136,310	-102.3%
TOTAL REVENUES LESS TOTAL EXPENSES	-	-	-	-	0.0%

**SAN DIEGO METROPOLITAN TRANSIT SYSTEM
TAXICAB BUDGET
FISCAL YEAR 2017
SECTION 6.02**

	ACTUAL FY15	AMENDED BUDGET FY16	PROPOSED BUDGET FY17	\$ CHANGE BUDGET/ AMENDED	% CHANGE BUDGET/ AMENDED
OPERATING REVENUE					
PASSENGER REVENUE	-	-	-	-	-
OTHER OPERATING INCOME	923,858	2,532,000	1,390,000	(1,142,000)	-45.1%
TOTAL OPERATING REVENUES	923,858	2,532,000	1,390,000	(1,142,000)	-45.1%
NON OPERATING REVENUE					
TOTAL SUBSIDY REVENUE	-	-	-	-	-
OTHER NON OPERATING REVENUE					
RESERVE REVENUE	45,286	(1,128,781)	(3,401)	1,125,380	-99.7%
OTHER INCOME	-	-	-	-	-
TOTAL OTHER NON OPERATING REVENUE	45,286	(1,128,781)	(3,401)	1,125,380	-99.7%
TOTAL NON OPERATING REVENUE	45,286	(1,128,781)	(3,401)	1,125,380	-99.7%
TOTAL COMBINED REVENUES	969,144	1,403,219	1,386,599	(16,620)	-1.2%
OPERATING EXPENSES					
LABOR EXPENSES	506,578	693,661	704,843	11,182	1.6%
FRINGE EXPENSES	177,854	266,568	272,032	5,464	2.0%
TOTAL PERSONNEL EXPENSES	684,432	960,228	976,875	16,646	1.7%
SECURITY EXPENSES	-	-	-	-	-
REPAIR/MAINTENANCE SERVICES	3,397	6,000	6,000	-	0.0%
ENGINE AND TRANSMISSION REBUILD	-	-	-	-	-
OTHER OUTSIDE SERVICES	42,811	122,110	95,110	(27,000)	-22.1%
PURCHASED TRANSPORTATION	-	-	-	-	-
TOTAL OUTSIDE SERVICES	46,208	128,110	101,110	(27,000)	-21.1%
LUBRICANTS	-	-	-	-	-
TIRES	-	-	-	-	-
OTHER MATERIALS AND SUPPLIES	2,594	7,000	7,000	-	0.0%
TOTAL MATERIALS AND SUPPLIES	2,594	7,000	7,000	-	0.0%
DIESEL FUEL	5,626	6,000	7,000	1,000	16.7%
CNG	-	-	-	-	-
TRACTION POWER	-	-	-	-	-
UTILITIES	5,515	10,000	10,000	-	0.0%
TOTAL ENERGY	11,141	16,000	17,000	1,000	6.3%
RISK MANAGEMENT	-	-	-	-	-
GENERAL AND ADMINISTRATIVE	109,918	120,170	114,920	(5,250)	-4.4%
DEBT SERVICE	-	-	-	-	-
VEHICLE / FACILITY LEASE	3,318	17,000	26,000	9,000	52.9%
TOTAL OPERATING EXPENSES	857,612	1,248,508	1,242,905	(5,603)	-0.4%
NET OPERATING SUBSIDY	66,246	1,283,492	147,095	1,136,397	-88.5%
OVERHEAD ALLOCATION	(111,532)	(154,711)	(143,694)	11,017	-7.1%
ADJUSTED NET OPERATING SUBSIDY	(45,286)	1,128,781	3,401	1,125,380	-99.7%
TOTAL REVENUES LESS TOTAL EXPENSES	-	-	-	-	0.0%

**SAN DIEGO METROPOLITAN TRANSIT SYSTEM
SAN DIEGO AND ARIZONA EASTERN RAILROAD BUDGET
FISCAL YEAR 2017
SECTION 6.03**

	ACTUAL FY15	AMENDED BUDGET FY16	PROPOSED BUDGET FY17	\$ CHANGE BUDGET/ AMENDED	% CHANGE BUDGET/ AMENDED
OPERATING REVENUE					
PASSENGER REVENUE	-	-	-	-	-
OTHER OPERATING INCOME	157,765	135,000	135,000	-	0.0%
TOTAL OPERATING REVENUES	157,765	135,000	135,000	-	0.0%
NON OPERATING REVENUE					
TOTAL SUBSIDY REVENUE	-	-	-	-	-
OTHER NON OPERATING REVENUE					
RESERVE REVENUE	28,604	17,481	28,411	10,930	62.5%
OTHER INCOME	-	-	-	-	-
TOTAL OTHER NON OPERATING REVENUE	28,604	17,481	28,411	10,930	62.5%
TOTAL NON OPERATING REVENUE	28,604	17,481	28,411	10,930	62.5%
TOTAL COMBINED REVENUES	186,369	152,481	163,411	10,930	7.2%
OPERATING EXPENSES					
LABOR EXPENSES	102,593	70,981	101,911	30,930	43.6%
FRINGE EXPENSES	-	-	-	-	-
TOTAL PERSONNEL EXPENSES	102,593	70,981	101,911	30,930	43.6%
SECURITY EXPENSES	-	-	-	-	-
REPAIR/MAINTENANCE SERVICES	-	-	-	-	-
ENGINE AND TRANSMISSION REBUILD	-	-	-	-	-
OTHER OUTSIDE SERVICES	68,067	65,000	45,000	(20,000)	-30.8%
PURCHASED TRANSPORTATION	-	-	-	-	-
TOTAL OUTSIDE SERVICES	68,067	65,000	45,000	(20,000)	-30.8%
LUBRICANTS	-	-	-	-	-
TIRES	-	-	-	-	-
OTHER MATERIALS AND SUPPLIES	-	-	-	-	-
TOTAL MATERIALS AND SUPPLIES	-	-	-	-	-
DIESEL FUEL	-	-	-	-	-
CNG	-	-	-	-	-
TRACTION POWER	-	-	-	-	-
UTILITIES	-	-	-	-	-
TOTAL ENERGY	-	-	-	-	-
RISK MANAGEMENT	15,401	16,000	16,000	-	0.0%
GENERAL AND ADMINISTRATIVE	309	500	500	-	0.0%
DEBT SERVICE	-	-	-	-	-
VEHICLE / FACILITY LEASE	-	-	-	-	-
TOTAL OPERATING EXPENSES	186,369	152,481	163,411	10,930	7.2%
NET OPERATING SUBSIDY	(28,604)	(17,481)	(28,411)	10,930	62.5%
OVERHEAD ALLOCATION	-	-	-	-	-
ADJUSTED NET OPERATING SUBSIDY	(28,604)	(17,481)	(28,411)	10,930	62.5%
TOTAL REVENUES LESS TOTAL EXPENSES	-	-	-	-	0.0%

This page intentionally left blank.

SAN DIEGO METROPOLITAN TRANSIT SYSTEM
Summary of Debt-Service Activities
Proposed Budget Fiscal Year 2017
Section 7.01

Overview

This section reviews the debt service activities of MTS's operating budget. There are two different MTS financing programs: the MTS Tower and the 2004 pension obligation bonds.

MTS Tower

The County of San Diego (County) has a master lease agreement with the MTS Joint Powers Agency for the lease of the MTS Tower building. MTS entered into a sublease agreement with the County for a portion (27.61 percent) of the MTS Tower building. MTS's share of the building includes the two ground floor tenants and the top two floors of the building which are occupied by MTS. MTS pays 27.61 percent of the debt service costs as its share (essentially a lease payment).

Debt service for MTS's share is \$740,000 for FY17. Debt-service payments run through 2020. This annual expense is offset to some degree by approximately \$303,000 received from the County for rent for the space utilized by the County.

Pension Obligation Bonds (POBs)

In October 2004, MTDB issued \$77,490,000 of POBs to fund 85 percent of San Diego Transit Corporation's (SDTC's) unfunded pension liability in addition to its FY05 normal cost reimbursement. This debt was comprised of two parts - the first part encompassed Series A fixed-rate bonds (\$38,690,000) composed of serial bonds and term bonds. Principal maturities are from 2005 to 2024 with interest rates from 2.58 percent to 5.15 percent payable semiannually.

Debt service for the fixed rate bonds for FY17 is \$3,153,000. This amount is budgeted in MTS bus operations with \$948,000 (interest component) budgeted in debt service and \$2,205,000 (principal portion) budgeted as a fringe benefit (pension) cost. While there is no directly tied funding source, funding comes from a variety of sources including TDA funds.

The second part encompassed Series B variable rate bonds (\$38,800,000). MTS refinanced these bonds in 2009, paying down the balance by \$8,800,000 and obtaining a five year variable loan from Dexia for \$30,000,000. MTS retired this loan in FY13.

**SAN DIEGO METROPOLITAN TRANSIT SYSTEM
DEBT SERVICE SCHEDULE
FISCAL YEARS 2017 - 2025
SECTION 7.02**

Fiscal Year	1995 LRV Leaseback (Debt Service)	2004 Fixed Pension Obligation (Operations)	2004 Fixed Pension Obligation (Operations)	Grand Total MTS Debt Service
2017	-	739,617	3,152,884	3,892,501
2018	-	743,537	3,153,500	3,897,037
2019	-	744,055	3,153,671	3,897,726
2020	-	372,148	3,154,074	3,526,222
2021	-	-	3,154,015	3,154,015
2022	-	-	3,156,746	3,156,746
2023	-	-	3,156,881	3,156,881
2024	-	-	1,892,509	1,892,509
2025	-	-	-	-
Total	\$ -	\$ 2,599,357	\$ 23,974,280	\$ 26,573,637

SAN DIEGO METROPOLITAN TRANSIT SYSTEM
Summary of Significant Capital Activities
Proposed Budget Fiscal Year 2017
Section 8.01

Development of the MTS Fiscal Year 2017 CIP

The Capital Improvement Program (CIP) process began in October 2015 with the “call for projects”. Each MTS agency, MTS Administration, San Diego Transit Corporation, San Diego Trolley, Inc., and SANDAG, submitted its capital project requests in priority order. The lists were consolidated for review by Finance staff. A meeting of members of the CIP Budget Development Committee was held to review and to develop a CIP recommendation for FY17 ensuring that operationally critical projects were funded. The Chief Executive Officer (CEO) approved the prioritization of those capital requests. The FY17 MTS CIP was approved by the MTS Board of Directors on March 17, 2016.

The CIP assumes \$52.3 million for preventive maintenance. The remaining projects compete for the balance of available funding after the preventive maintenance has been taken into consideration.

The capital project list in Section 8.03 represents the five-year, unconstrained need for the MTS operators. After the most critical projects for FY17 were funded, the remaining projects were deferred; however, it is recognized that the continued deferral of some projects could have negative impacts on system infrastructure in future years. The FY17 funding levels represent 83 percent of the total project needs after funding preventative maintenance.

Of the \$109 million available after Preventative Maintenance, ADA eligible operating expenses and SANDAG Planning Studies, \$74 million (or 68 percent) has been dedicated to revenue vehicle fleet replacement and \$17.4 million (or 16 percent) has been dedicated to Facility & Construction projects.

Section 8.05 lists the descriptions of MTS administered projects that were determined to be the most critical to fund for the upcoming fiscal year. These projects are funded with \$21.1 million in federal funds. The remaining amount for capital projects is funded with various non-federal funds totaling \$87.3 million. An additional \$565,000 of capital funding has been dedicated to SANDAG administered construction projects which have been omitted from Section 8.05.

Federal Funding

On December 4, 2015, President Obama signed the Fixing America's Surface Transportation (FAST) Act, reauthorizing surface transportation programs through Federal fiscal year 2020. FAST establishes the legal authority to commence and continue FTA programs. Each reauthorization amends the Federal Transit Laws codified in 49 USC Chapter 53.

FAST provides for the following funding streams MTS commonly receives:

- 5307 Urban Area Formula Grants for capital improvements and preventative maintenance
- 5311 Formula Grants for Rural Areas for capital improvements and to supplement operating costs
- 5337 State of Good Repair Funding for capital improvements and preventative maintenance
- 5339 Bus and Bus Facilities Funding for capital improvements

The FY17 MTS CIP will serve as the basis for the federal formula grant applications. The FTA requires submission of grant applications to obligate annual appropriations under Sections 5307, 5337, and 5339. The funding levels for each section are estimates.

As the region's Metropolitan Planning Organization (MPO), SANDAG apportions the 5307, 5337, and 5339 formula funds between MTS and the North County Transit District (NCTD) based on service area populations. Prior to the apportionments, SANDAG deducts funds from Section 5307 for funding the region's vanpool program. MTS receives approximately 70 percent while NCTD receives approximately 30 percent of these federal formula funds.

Section 5307 Urbanized Area Formula Program is a block grant program in which each urbanized area over 50,000 in population receives financial assistance to provide public transit. The formula for determining each metropolitan area's share of funds is based on an urbanized area's population, population density, levels of existing fixed-guideway service, and levels of existing bus service and ridership. The Section 5307 program is designed to meet routine capital needs and may not be used for operating assistance. However, the Transportation Equity Act for the 21st Century (TEA 21) expanded the definition of capital to include preventative maintenance, thereby, in effect, mitigating the relative lack of federal assistance for operations. In addition to the expanded definition of capital, the Section 5307 Urbanized Area Formula Program also allows for a maximum of 10 percent maximum of the allocation to support operations of ADA complementary paratransit service.

For federal fiscal year 2016, the estimated allocation for the MTS Section 5307 program is \$43.0 million, which would be matched with local funds of \$10.7 million. This program would provide an estimated \$53.6 million to fund MTS's fiscal year 2017 CIP.

Section 5337 is a new formula-based State of Good Repair program dedicated to repairing and upgrading the nation's rail transit systems along with high-intensity motor bus systems that use high-occupancy vehicle lanes, including bus rapid transit (BRT). Section 5337 includes funding previously provided through section 5309 Fixed Guideway Rail Modernization Formula Program. Projects are limited to replacement and rehabilitation or capital projects required to maintain public transportation systems in a state of good repair.

Section 5337 SGR funds are allocated on a formula basis to rail systems that have been in operation for at least seven years. For federal fiscal year 2016, the Section 5337 funds MTS allocation estimate is \$27.0 million and will be matched with local funds of \$6.7 million. The program will provide an estimated \$33.7 million to fund MTS's fiscal year 2017 CIP.

Section 5339 funding provides capital funding to replace, rehabilitate and purchase buses and related equipment and to construct bus-related facilities. For federal fiscal year 2016, the Section 5339 funds MTS allocation estimate is \$3.5 million and will be matched with local funds of \$1.0 million. The program will provide an estimated \$4.5 million to fund MTS's fiscal year 2017 CIP.

The FTA funding is structured on a reimbursement basis (after expenses are incurred). Local funding (Transportation Development Act (TDA)/ State Transit Assistance (STA) /TransNet) is scheduled at the beginning of each fiscal year and received on a monthly basis. In many situations, local funds are received before expenses are incurred.

Local Match

The local match for CIP projects will come from the pooled transit finances for the MTS region. While it is likely that the actual funds used would be TDA funds, final decisions on the matching

source would be made during the fiscal year 2017 CIP implementation process in order to maximize the availability and flexibility of funding.

Other Revenue

MTS receives State Transit Assistance (STA) funding from the Public Transportation Act, which derives its revenue from the state sales tax on diesel fuels. The estimated STA funding for fiscal year 2017 is \$14.5 million, of which \$10.9 million is planned in CIP with the remaining \$3.6 million planned for the operating budget.

MTS anticipates receiving its apportionment of \$2.8 million in Proposition 1B – Transit Security Grant Program (TSGP) for fiscal year 2017. This funding was authorized by the California Highway Safety, Traffic Reduction, Air Quality and Port Security Bond Act of 2006, which was approved by the voters as Proposition 1B at the November 7, 2006 general election. It authorized the issuance of general obligation bonds for specified purposes, including grants for transit system safety, security and disaster response projects.

The 2014-15 State of California Budget provides \$832 million to the Greenhouse Gas Reduction Fund (GHGRF) from Cap-and-Trade auction proceeds to support existing and pilot programs that will reduce GHG emissions and benefit disadvantaged communities. Transit operators are eligible recipients for several of the programs which will be funded from the GHGRF, most of which are competitive programs.

The Transit and Intercity Rail Capital Program (TIRCP) is a discretionary grant program that was created by Senate Bill 862 to provide grants from the Greenhouse Gas Reduction Fund to fund capital improvements and operational investments that will modernize California's transit systems and intercity, commuter, and urban rail systems to reduce emissions of greenhouse gases by reducing vehicle miles travelled throughout California.

In FY16, MTS submitted an application for the 2015 Transit and Intercity Rail Capital Program (TIRCP) and was awarded \$31.9 million for the purchase eight Siemens SD8 light rail vehicles and construction of a new trolley station at the downtown San Diego courthouse.

The Low Carbon Transit Operations Program (LCTOP) has \$25 million in total funding that will be distributed by the same formula as STA funding. MTS will receive \$3.6 million in fiscal year 2017. This funding will be used in conjunction with the TIRCP funding to purchase eight Siemens SD8 light rail vehicles.

SAN DIEGO METROPOLITAN TRANSIT SYSTEM
APPROVED CAPITAL BUDGET - REVENUES (in 000's)
FISCAL YEAR 2017
SECTION 8.02

Funding Description	FY 2017	FY 2018	FY 2019	FY 2020	FY 2021	5 Year Total
Federal Formula 5307 - FFY16 Estimate	\$ 42,977	\$ 43,836	\$ 44,713	\$ 45,607	\$ 45,607	\$ 222,740
Federal Formula 5307 - Preventive Maintenance	(21,044)	(20,904)	(20,362)	(19,810)	(19,810)	(101,930)
Federal Formula 5307 - ADA Operation	(4,298)	(4,384)	(4,471)	(4,561)	(4,561)	(22,274)
Federal Formula 5337 - FFY16 Estimate	26,956	27,096	27,638	28,190	28,190	138,070
Federal Formula 5337 - Preventive Maintenance	(26,956)	(27,096)	(27,638)	(28,190)	(28,190)	(138,070)
Federal Formula 5339 - FFY16 Estimate	3,482	3,590	3,662	3,736	3,736	18,206
TDA Local Match - Federal Formula Funds	5,279	5,535	5,885	6,243	6,243	29,185
TDA - Other	30,298	28,184	28,271	28,361	28,361	143,474
STA	14,500	14,500	14,500	14,500	14,500	72,500
STA - Capital to Operations	(3,600)	(3,600)	(3,600)	(3,600)	(3,600)	(18,000)
Proposition 1B - Security	2,779	2,779	-	-	-	5,559
California Cap and Trade (TIRCP)	31,936	-	-	-	-	31,936
California Cap and Trade (LCTOP)	3,663	-	-	-	-	3,663
SD&AE Desert Line Revenue	1,000	-	-	-	-	1,000
Other - Tech Way Sales Proceeds	2,100	-	-	-	-	2,100
Local Match - SANDAG Planning Study	(199)	(190)	(190)	(190)	(190)	(961)
Available Funding for Capital Program	\$ 108,873	\$ 69,346	\$ 68,408	\$ 70,286	\$ 70,286	\$ 387,198

Att. A, AI 25, 5/12/16

**SAN DIEGO METROPOLITAN TRANSIT SYSTEM
APPROVED CAPITAL BUDGET - PROJECTS (in 000's)
FISCAL YEAR 2017
SECTION 8.03**

PROJECT SUBMITTALS:

Division	Project Description	Funded thru FY16	FY 2017 Funded	FY 2017 Unfunded	FY 2018	FY 2019	FY 2020	FY 2021	Budget FY17 - FY21
MTS Bus	Bus Replacement - 40' & 60'	-	\$ 23,008	\$ 5,004	\$ 28,000	\$ 28,000	\$ 28,000	\$ 28,000	\$ 140,012
MTS Bus	New Transit Facility	-	7,164	9,500	10,000	10,000	15,000	10,000	\$ 61,664
MTS Bus	ADA Bus Procurement	148	4,700	-	3,500	3,700	3,200	3,000	\$ 18,100
MTS Bus	CNG Dispenser Replacement	-	575	-	-	-	-	-	\$ 575
MTS Bus	KMD Bay 18 Hoist Replacement	-	310	-	-	-	-	-	\$ 310
MTS Bus	KMD Concrete Lot	-	225	-	200	-	-	-	\$ 425
MTS Bus	IAD & KMD Gas Detection	-	185	-	-	-	-	-	\$ 185
MTS Bus	SB Underground Storage Tank	-	145	-	-	-	-	-	\$ 145
MTS Bus	KMD 2nd Floor Flooring	-	130	-	-	-	-	-	\$ 130
MTS Bus	KMD Bus Wash Blowers	-	110	-	-	-	-	-	\$ 110
MTS Bus	CPD Roof & HVAC	90	100	-	-	-	-	-	\$ 100
MTS Bus	KMD Tire Storage Shelter	-	70	-	-	-	-	-	\$ 70
MTS Rail	SD8 Procurement (8)	-	31,126	-	3,663	2,156	-	-	\$ 36,945
MTS Rail	SD100 Replacement	18,100	15,000	-	26,500	26,500	26,500	26,500	\$ 121,000
MTS Rail	Courthouse Station	167	5,760	-	2,000	-	-	-	\$ 7,760
MTS Rail	SD100 Traction Motor Overhaul	1,795	2,650	-	-	-	-	-	\$ 2,650
MTS Rail	SD7 Wheelset Overhaul	-	1,750	-	1,000	-	-	-	\$ 2,750
MTS Rail	SD100 Buffer / Coupler Replacement	3,233	1,100	-	-	-	-	-	\$ 1,100
MTS Rail	Grade Crossings, University, 25th, 30th	1,800	1,000	840	1,000	1,000	-	-	\$ 3,840
MTS Rail	OL Tie Replacement (Euclid to Massachusetts)	1,300	1,000	700	1,400	1,100	1,000	-	\$ 5,200
MTS Rail	Euclid/University Crossing	80	725	-	-	-	-	-	\$ 725
MTS Rail	Substation DC Breaker Replacement	1,700	500	-	1,800	1,800	1,200	-	\$ 5,300
MTS Rail	Substations Feeder Cable Replacement	400	495	-	-	-	-	-	\$ 495
MTS Rail	Middletown Double Crossover (Design only)	-	465	-	-	-	-	-	\$ 465
MTS Rail	Beech St Double Crossover (Design only)	-	450	-	-	-	-	-	\$ 450
MTS Rail	Replacement of 10 CPC Substations	-	430	-	4,300	4,300	4,300	4,300	\$ 17,630
MTS Rail	VMS Signs at Park/Market & America Plaza	-	300	-	-	-	-	-	\$ 300
MTS Rail	Track Lubricators	185	231	-	-	-	-	-	\$ 231
MTS Rail	8th Street Bridge (Design)	250	200	-	3,500	-	-	-	\$ 3,700
MTS Rail	Vintage Trolley Restoration	-	170	-	170	-	-	-	\$ 340
MTS Rail	OL Crossing Approach & Signal (Design)	-	170	-	1,500	-	-	-	\$ 1,670
MTS Rail	LRV Fall Protection Building C	260	150	-	-	-	-	-	\$ 150
MTS Rail	El Cajon Transit Center	630	100	-	-	-	-	-	\$ 100
MTS Rail	Mission Valley West - Signal System Upgrades	-	85	-	300	-	-	-	\$ 385
MTS Rail	Station Cleaning Equipment	-	71	-	-	-	-	-	\$ 71
MTS Rail	SCADA	2,869	70	-	-	-	-	-	\$ 70
MTS Rail	ABS - Francis & 32 and Street (Design)	-	60	-	350	-	-	-	\$ 410
MTS Admin	System-wide CCTV	1,444	2,779	-	2,779	-	-	-	\$ 5,558
MTS Admin	Old Town Transit Center	55	1,455	-	1,370	-	-	-	\$ 2,825
MTS Admin	Miscellaneous Capital	-	1,000	-	-	-	-	-	\$ 1,000
MTS Admin	Bus Benches	300	575	875	-	-	-	-	\$ 1,450
MTS Admin	Bus Shelters	2,270	500	-	2,500	2,500	-	-	\$ 5,500
MTS Admin	Downtown Kiosks	-	300	-	-	-	-	-	\$ 300
MTS Admin	Trolley Remote Diagnostics	-	300	-	-	-	-	-	\$ 300
MTS Admin	PA System Announcements & Alerts	-	300	-	-	-	-	-	\$ 300
MTS Admin	Server Refresh	-	265	-	380	190	120	160	\$ 1,115
MTS Admin	Intranet Replacement	60	220	-	-	-	-	-	\$ 220
MTS Admin	ADA Bus Stops	101	173	-	125	125	125	125	\$ 673
MTS Admin	VMS Signs - Transit Center	300	110	-	250	250	250	250	\$ 1,110

**SAN DIEGO METROPOLITAN TRANSIT SYSTEM
APPROVED CAPITAL BUDGET - PROJECTS (in 000's)
FISCAL YEAR 2017
SECTION 8.03**

PROJECT SUBMITTALS:

Division	Project Description	Funded thru FY16	FY 2017 Funded	FY 2017 Unfunded	FY 2018	FY 2019	FY 2020	FY 2021	Budget FY17 - FY21
MTS Admin	Copier Replacement	240	70	-	-	-	-	-	\$ 70
MTS Admin	Forklift Replacement	-	46	-	-	-	-	-	\$ 46
MTS Rail	SD100 HVAC Overhaul	401	-	1,309	-	-	-	-	\$ 1,309
MTS Rail	S70 LED Interior Lighting Retrofit	-	-	355	-	-	-	-	\$ 355
MTS Admin	Digital Interactive Units	-	-	164	250	-	-	-	\$ 664
MTS Rail	Station Track Replacement, Amaya, Grossmont, ROW Fence Replacement, OL & BL	-	-	1,100	1,000	1,000	1,000	1,000	\$ 5,100
MTS Rail	25th & Commercial Crossovers (Design)	-	-	150	1,550	-	-	-	\$ 1,700
MTS Rail	C Yard Track Expansion (Design)	-	-	250	4,443	-	-	-	\$ 4,693
MTS Rail	Interlocking at E26 (Design)	-	-	85	750	-	-	-	\$ 835
MTS Admin	Document Management Replacement	-	-	110	-	-	-	-	\$ 110
MTS Admin	Backup Network Services	-	-	75	-	-	-	-	\$ 75
MTS Bus	IAD Tire Storage Shelter	-	-	100	-	-	-	-	\$ 100
MTS Bus	IAD Annex HVAC	-	-	85	-	-	-	-	\$ 85
MTS Bus	KMD Crew Room Bathroom	-	-	65	-	-	-	-	\$ 65
MTS Rail	Orange Line Parking Lot Asphalt	-	-	534	-	-	-	-	\$ 534
MTS Rail	Orange Line Stations Lighting	-	-	200	-	-	-	-	\$ 200
MTS Rail	Building C Shop Door Replacement	-	-	200	-	-	-	-	\$ 200
MTS Rail	A Yard Ladder Turnouts (Design)	-	-	200	2,143	-	-	-	\$ 2,343
MTS Admin	Green Line Monument Signs	600	-	96	-	-	-	-	\$ 96
MTS Admin	Fare System Improvements	6,000	-	-	10,000	-	-	-	\$ 20,000
MTS Bus	IAD Chassis Wash Lift and Canopy	-	-	-	900	-	-	-	\$ 900
MTS Bus	KMD Bus Wash Replacement	-	-	-	750	-	-	-	\$ 750
MTS Bus	Bus Replacement - (3) 27' Mid-size	-	-	-	435	-	-	-	\$ 435
MTS Bus	CPD Propane Tank Install 18,000 gal	-	-	-	371	-	-	-	\$ 371
MTS Bus	IAD & KMD Lighting Upgrades	-	-	-	300	-	-	-	\$ 300
MTS Bus	Transit Service Trucks	-	-	-	230	186	250	299	\$ 965
MTS Bus	IAD Crew Room Vending Machine Enclosure	-	-	-	100	-	-	-	\$ 100
MTS Bus	Transit Center Bus Bay Concrete Replacement	-	-	-	100	100	100	-	\$ 300
MTS Bus	IAD Crew Room Restrooms	-	-	-	100	-	-	-	\$ 100
MTS Rail	OCS Insulator/Catch Cable Replacement	4,325	-	-	3,200	-	-	-	\$ 3,200
TOTAL		49,103	\$ 108,873	\$ 22,363	\$ 123,209	\$ 93,157	\$ 81,045	\$ 73,634	\$ 502,281

SAN DIEGO METROPOLITAN TRANSIT SYSTEM
APPROVED CAPITAL BUDGET - CUMMULATIVE THROUGH FISCAL YEAR 2017 (in 000's)
SECTION 8.04

Project Number	Project Title	Funded Budget Through FY17	Expenses Through April 2016	Remaining Budget Through FY17	FUNDING SOURCES						TDA	STA	SD&AE Desert Line Revenue	Others
					5307	5337	5339	Prop 1B - Security	CA Cap & Trade (LCTOP)	CA Cap & Trade (TIRCP)				
New	SD8 Procurement (8)	31,126	-	31,126					3,663	27,463				
New	Bus Replacement - 40' & 60'	23,008	-	23,008	17,636						5,372			
20020027	SD100 Replacement	33,100	-	33,100							12,671	20,000		429
New	New Transit Facility	7,164	-	7,164							5,064			2,100
20040075	Courthouse Station	5,927	17	5,910						4,473	1,454			
10010044	ADA Bus Procurement	4,848	-	4,848			3,482				1,366			
10070050	System-wide CCTV	4,223	411	3,812				4,223						
20030010	SD100 Traction Motor Overhaul	4,445	306	4,139							4,445			
New	SD7 Wheelset Overhaul	1,750	-	1,750							1,750			
30060077	Old Town Transit Center	1,510	32	1,478							1,510			
20030004	SD100 Buffer / Coupler Replacement	4,333	2	4,331							4,333			
20050025	Grade Crossings, University, 25th, 30th	2,800	605	2,195							1,800	1,300	1,000	
20050072	OL Tie Replacement (Euclid to Massachusetts)	2,300	60	2,240							1,000			
New	Miscellaneous Capital	1,000	-	1,000							1,000			
20050048	Euclid/University Crossing	805	3	802							805			
New	CNG Dispenser Replacement	575	-	575							575			
30060069	Bus Benches	875	-	875							875			
20050028	Substation DC Breaker Replacement	2,200	7	2,193							500	1,700		
30060020	Bus Shelters	2,770	25	2,745							500			2,270
New	Middletown Double Crossover (Design only)	465	-	465							465			
New	Beech St Double Crossover (Design only)	450	-	450							450			
New	Replacement of 10 CPC Substations	430	-	430							430			
New	KMD Bay 18 Hoist Replacement	310	-	310							310			
New	VMS Signs at Park/Market & America Plaza	300	-	300							300			
New	Downtown Kiosks	300	-	300							300			
New	Trolley Remote Diagnostics	300	-	300							300			
New	PA System Announcements & Alerts	300	-	300							300			
New	Server Refresh	265	-	265							265			
New	Track Lubricators	231	-	231							231			
New	KMD Concrete Lot	225	-	225							225			
10070026	Intranet Replacement	280	-	280							220	60		
20050038	8th Street Bridge (Design)	450	11	439							200	250		
New	IAD & KMD Gas Detection	185	-	185							185			
10060067	ADA Bus Stops	274	28	246					101		173			
New	Vintage Trolley Restoration	170	-	170							170			
New	OL Crossing Approach & Signal (Design)	170	-	170							170			
20060054	LRV Fall Protection Building C	410	-	410							410			
New	SB Underground Storage Tank	145	-	145							145			
New	KMD 2nd Floor Flooring	130	-	130							130			
New	KMD Bus Wash Blowers	110	-	110							110			
30070068	VMS Signs - Transit Center	410	-	410							410			
10060058	CPD Roof & HVAC	190	-	190							190			
20060065	El Cajon Transit Center	730	-	730					630		100			
New	Mission Valley West - Signal System Upgrades	85	-	85							85			
New	Station Cleaning Equipment	71	-	71							71			

Att. A, Al 25, 5/12/16

SAN DIEGO METROPOLITAN TRANSIT SYSTEM
APPROVED CAPITAL BUDGET - CUMULATIVE THROUGH FISCAL YEAR 2017 (in 000's)
SECTION 8.04

Project Number	Project Title	Funded Budget Through FY17	Expenses Through April 2016	Remaining Budget Through FY17	FUNDING SOURCES																								
					5307	5337	5339	Prop 1B - Security	CA Cap & Trade (LCTOP)	CA Cap & Trade (TIRCP)	TDA	STA	SD&AE Desert Line Revenue	Others															
New	KMD Tire Storage Shelter	70	-	70								70																	
10080045	Copier Replacement	310	236	74								310																	
New	ABS - Francis & 32 and Street (Design)	60										60																	
New	Forklift Replacement	46										46																	
1144000	SCADA	2,939	421	2,518	2,295							70		574															
1145100	Substations Feeder Cable Replacement	895	-	895	320							495		80															
TOTAL \$					146,465	\$	2,165	\$	144,194	\$	20,251	\$	-	\$	3,482	\$	4,223	\$	4,394	\$	31,936	\$	52,416	\$	23,310	\$	1,000	\$	5,453

Att. A, AI 25, 5/12/16

**SAN DIEGO METROPOLITAN TRANSIT SYSTEM
APPROVED CAPITAL BUDGET - INDIVIDUAL PROJECT DESCRIPTION FOR FISCAL YEAR 2017 (in 000's)
SECTION 8.05**

The Capital Improvement Program includes improvements and replacement projects related to MTS, SDTC, and SDTI Capital Assets. The projects below are funded with Federal funds where indicated and are matched with the required amount of local funds. The projects listed are implemented by the project manager of the coinciding agency and monitored by MTS administration.

Project	FY17 Budget	Federal	Local	Other	Project Manager
New	31,126	\$ -	\$ -	\$ 31,126	Andy Goddard
New	23,007	17,635.0	5,372.0	-	Ray Thompson
20020027	15,000	-	15,000.0	-	Wayne Terry
New	7,164	-	5,064.0	2,100.0	Paul Jablonski
20040075	5,760	-	1,287.0	4,473.0	Michael Diana
New	4,700	3,482.0	1,218.0	-	Ray Thompson
10070050	2,779	-	2,779.4	-	Thang Nguyen
20030010	2,650	-	2,650.0	-	Andy Goddard
New	1,750	-	1,750.0	-	Andy Goddard
30060077	1,455	-	1,455.0	-	Michael Diana
20030004	1,100	-	1,100.0	-	Andy Goddard
New	1,000	-	1,000.0	-	Michael Diana
New	1,000	-	1,000.0	-	Michael Diana
10090042	1,000	-	1,000.0	-	Paul Jablonski
20050048	725	-	725.0	-	Michael Diana
New	575	-	575.0	-	Elias Belknap
30060069	575	-	575.0	-	Rob Schupp
20050028	500	-	500.0	-	Thang Nguyen
30060020	500	-	500.0	-	Rob Schupp
New	465	-	465.0	-	Michael Diana
New	450	-	450.0	-	Michael Diana
New	430	-	430.0	-	Thang Nguyen
New	310	-	310.0	-	Elias Belknap
New	300	-	300.0	-	Thang Nugent
New	300	-	300.0	-	Rob Schupp
New	300	-	300.0	-	Sandy Bobek
New	300	-	300.0	-	Sandy Bobek
New	265	-	265.0	-	Sandy Bobek
New	231	-	231.0	-	Fred Byle

**SAN DIEGO METROPOLITAN TRANSIT SYSTEM
APPROVED CAPITAL BUDGET - INDIVIDUAL PROJECT DESCRIPTION FOR FISCAL YEAR 2017 (in 000's)
SECTION 8.05**

The Capital Improvement Program includes improvements and replacement projects related to MTS, SDTC, and SDTI Capital Assets. The projects below are funded with Federal funds where indicated and are matched with the required amount of local funds. The projects listed are implemented by the project manager of the coinciding agency and monitored by MTS administration.

Project	Title	FY17 Budget	Federal	Local	Other	Project Manager
New	Replacement of 13 track lubricators on the Green/Orange/Blue line. KMD Concrete Lot	225	-	225.0	-	Elias Belknap
10070026	Concrete Pavement Replacement at Kreamy Mesa bus division. Intranet Replacement	220	-	220.0	-	Sandy Bobek
20050038	Replacement of MTS Intranet. 8th Street Bridge	200	-	200.0	-	Michael Diana
New	Design for the 8th Street bridge replacement. IAD & KMD Gas Detection	185	-	185.0	-	Elias Belknap
10060067	Replacement of the gas detection system at IAD and KMD. ADA Bus Stops	173	-	173.0	-	Denis Desmond
New	Improvement for ADA bus stops. Vintage Trolley Restoration	170	-	170.0	-	Andy Goddard
New	Restoration of Vintage Trolley OL Crossing Approach & Signal (Design)	170	-	170.0	-	Michael Diana
20060054	Design for the Orange Line crossing approach & signal. LRV Fall Protection Building C	150	-	150.0	-	Michael Diana
New	To install catwalk in building C to provide fall protection. SB Underground Storage Tank	145	-	145.0	-	Elias Belknap
New	Removal of Underground diesel storage tank at Southbay division KMD 2nd Floor Flooring	130	-	130.0	-	Elias Belknap
New	To replace the existing flooring on the second floor of the Kearny Meas division. KMD Bus Wash Blowers	110	-	110.0	-	Elias Belknap
30070068	Installation of bus wash blowers Kearny Meas division. VMS Signs - Transit Center	110	-	110.0	-	Sandy Bobek
10060058	Installation of variable message signs at various transit centers. CPD Roof & HVAC	100	-	100.0	-	Elias Belknap
20060065	Replacement of HVAC and repairs to the roof at Copley Park division. El Cajon Transit Center	100	-	100.0	-	Michael Diana
New	Design and construction of new shelters, benches and trash receptacles for El Cajon Transit Center. Mission Valley West - Signal System Upgrades	85	-	85.0	-	Tom Tupta
20080013	Upgrade the existing non-monitored signal indication territory to a signaled territory for Mission Valley West. Station Cleaning Equipment	71	-	71.0	-	Rolando Montes
New	Purchase of station cleaning equipment. KMD Tire Storage Shelter	70	-	70.0	-	Elias Belknap
10080045	Installation of a pre-fabricated building to provide cover for the tires. Copier Replacement	70	-	70.0	-	Lucas Kromer
New	Replacement of copier. ABS - Francis & 32 and Street (Design)	60	-	60.0	-	Michael Diana
New	Design for two signal blocks between Frances and 32nd Street. Forklift Replacement	46	-	46.0	-	George Ritenour
	Procurement of forklift for store.					
Totals		\$ 108,307	\$ 21,117	\$ 49,491	\$ 37,699	

Att. A, AI 25, 5/12/16

SAN DIEGO METROPOLITAN TRANSIT SYSTEM
APPROVED CAPITAL BUDGET - FIVE YEAR PROJECTION (in 000's)
FISCAL YEARS 2017-2021
SECTION 8.06

	Proposed FY17	Projected FY18	Projected FY19	Projected FY20	Projected FY21	Total FY17 to FY21
Total Revenues						
Recurring Dedicated CIP Revenues	\$ 117,691	\$ 119,140	\$ 121,070	\$ 123,037	\$ 123,037	\$ 603,975
Other Non Recurring Revenues	43,678	2,779	-	-	-	46,458
Total Capital Revenues	\$ 161,370	\$ 121,920	\$ 121,070	\$ 123,037	\$ 123,037	\$ 650,432
Less: "Off the Top" Expenses						
SANDAG Planning Studies	\$ (199)	\$ (190)	\$ (190)	\$ (190)	\$ (190)	\$ (961)
ADA Operation	(4,298)	(4,384)	(4,471)	(4,561)	(4,561)	(22,274)
Preventative Maintenance	(48,000)	(48,000)	(48,000)	(48,000)	(48,000)	(240,000)
Total "Off The Top" Expenses	(52,497)	(52,574)	(52,662)	(52,751)	(52,751)	(263,235)
Adjusted Available CIP Revenues	\$ 108,873	\$ 69,346	\$ 68,408	\$ 70,286	\$ 70,286	\$ 387,197
Total Project Needs	131,236	123,209	93,157	81,045	73,634	502,281
Total Deficit	\$ (22,364)	\$ (53,863)	\$ (24,749)	\$ (10,759)	\$ (3,348)	\$ (115,084)
% of Funding / Needs	83.0%	56.3%	73.4%	86.7%	95.5%	77.1%
Accumulated Deficit	\$ (22,364)	\$ (76,227)	\$ (100,976)	\$ (111,736)	\$ (115,084)	

This page intentionally left blank.

**SAN DIEGO METROPOLITAN TRANSIT SYSTEM
NON OPERATING FUNDING SOURCES BY ACTIVITY
FISCAL YEAR 2017
SECTION 9.01**

	Federal	TDA	STA	State - Other	TransNet	Other Local	Other Non Operating	Reserves/ Carryovers	Total
SDTC	20,000,000	17,190,928	3,600,000	-	30,473,171	815,000	-	-	72,079,099
SDTI	23,000,000	8,332,704	-	-	5,000,000	-	-	-	36,332,704
MCS 801 - South Central	9,000,000	12,544,205	-	-	-	-	-	-	21,544,205
MCS 802 - JARC Otay	-	234,820	-	-	-	-	-	-	234,820
MCS 803 - JARC Mid City	-	-	-	-	-	-	-	-	-
MCS 820 - East County	-	5,313,014	-	-	-	-	-	-	5,313,014
MCS 830 - Commuter Express	-	583,496	-	-	-	463,000	-	-	1,046,496
MCS 835 - Central Routes 961-965	-	3,308,393	-	-	-	-	-	-	3,308,393
MCS 840 - Regional Transit Center Maintenance	-	310,674	-	-	-	-	-	-	310,674
MCS 845 - BRT Superloop	-	-	-	-	298,708	-	-	-	298,708
MCS 846 - I15 Transit Center Maintenance	-	-	-	-	632,043	-	-	-	632,043
MCS 847 - Mid City Transit Center Maintenance	-	-	-	-	258,116	-	-	-	258,116
MCS 850 - ADA Access	4,383,600	11,017,185	-	1,400,000	819,000	181,102	-	-	17,800,887
MCS 856 - ADA Certification	-	231,235	-	-	-	-	-	-	231,235
MCS 875 - Coaster Connection	-	113,252	-	-	-	75,000	-	-	188,252
MCS 880 - Rural	487,000	299,168	-	-	-	-	-	-	786,168
Chula Vista Transit	-	-	-	-	-	-	-	-	-
Coronado Ferry	-	206,828	-	-	-	-	-	-	206,828
Administrative Pass Thru	-	344,180	-	-	-	-	-	-	344,180
Subtotal Operations	56,870,600	60,030,082	3,600,000	1,400,000	37,481,038	1,534,102	-	-	160,915,822
Taxicab SD&AE	-	-	-	-	-	-	-	(3,401) 28,411	(3,401) 28,411
Subtotal Other Activities	-	-	-	-	-	-	-	25,011	25,011
Administrative	-	-	-	-	-	140,000	-	-	140,000
Grand Total	56,870,600	60,030,082	3,600,000	1,400,000	37,481,038	1,674,102	0	25,011	161,080,833

Att. A, AI 25, 5/12/16

**SAN DIEGO METROPOLITAN TRANSIT SYSTEM
NON OPERATING FUNDING SOURCES BY ACTIVITY
FISCAL YEAR 2017
SECTION 9.02**

	FTA 5307 Planning	FTA 5307 Preventative Maintenance	JARC	FTA 5311/ 5311(f) Rural	TDA Article 4.0	TDA Article 4.5 ADA	TDA Article 8.0	STA Formula
SDTC	-	20,000,000	-	-	17,190,928	-	-	3,600,000
SDTI	-	23,000,000	-	-	8,332,704	-	-	-
MCS 801 - South Central	-	9,000,000	-	-	12,544,205	-	-	-
MCS 802 - JARC Otay	-	-	-	-	234,820	-	-	-
MCS 803 - JARC Mid City	-	-	-	-	-	-	-	-
MCS 820 - East County	-	-	-	-	-	-	-	-
MCS 830 - Commuter Express	-	-	-	-	5,313,014	-	-	-
MCS 835 - Central Routes 961-965	-	-	-	-	35,405	-	548,091	-
MCS 840 - Regional Transit Center Maintenance	-	-	-	-	3,308,393	-	-	-
MCS 845 - BRT Superloop	-	-	-	-	310,674	-	-	-
MCS 846 - I15 Transit Center Maintenance	-	-	-	-	-	-	-	-
MCS 847 - Mid City Transit Center Maintenance	-	-	-	-	-	-	-	-
MCS 850 - ADA Access	-	4,383,600	-	-	6,465,660	4,551,525	-	-
MCS 856 - ADA Certification	-	-	-	-	-	231,235	-	-
MCS 875 - Coaster Connection	-	-	-	-	113,252	-	-	-
MCS 880 - Rural	-	-	-	487,000	299,168	-	-	-
Chula Vista Transit	-	-	-	-	-	-	-	-
Coronado Ferry	-	-	-	-	-	-	206,828	-
Administrative Pass Thru	-	-	-	-	344,180	-	-	-
Subtotal Operations	-	56,383,600	-	487,000	54,492,403	4,782,760	754,919	3,600,000
Taxicab SD&AE	-	-	-	-	-	-	-	-
Subtotal Other Activities	-	-	-	-	-	-	-	-
Administrative	-	-	-	-	-	-	-	-
Grand Total	0	56,383,600	0	487,000	54,492,403	4,782,760	754,919	3,600,000

Att. A, AI 25, 5/12/16

**SAN DIEGO METROPOLITAN TRANSIT SYSTEM
NON OPERATING FUNDING SOURCES BY ACTIVITY
FISCAL YEAR 2017
SECTION 9.02**

	Medical	TransNet Operating 40%	TransNet Access ADA	TransNet Other	City of San Diego	SANDAG Inland Breeze	Other 4S Ranch
SDTC	-	20,369,000	-	10,104,171	278,000	537,000	-
SDTI	-	5,000,000	-	-	-	-	-
MCS 801 - South Central	-	-	-	-	-	-	-
MCS 802 - JARC Otay	-	-	-	-	-	-	-
MCS 803 - JARC Mid City	-	-	-	-	-	-	-
MCS 820 - East County	-	-	-	-	-	-	-
MCS 830 - Commuter Express	-	-	-	-	-	463,000	-
MCS 835 - Central Routes 961-965	-	-	-	-	-	-	-
MCS 840 - Regional Transit Center Maintenance	-	-	-	-	-	-	-
MCS 845 - BRT Superloop	-	-	-	298,708	-	-	-
MCS 846 - I15 Transit Center Maintenance	-	-	-	632,043	-	-	-
MCS 847 - Mid City Transit Center Maintenance	-	-	-	258,116	-	-	-
MCS 850 - ADA Access	1,400,000	-	819,000	-	181,102	-	-
MCS 856 - ADA Certification	-	-	-	-	-	-	-
MCS 875 - Coaster Connection	-	-	-	-	-	-	-
MCS 880 - Rural	-	-	-	-	-	-	-
Chula Vista Transit	-	-	-	-	-	-	-
Coronado Ferry	-	-	-	-	-	-	-
Administrative Pass Thru	-	-	-	-	-	-	-
Subtotal Operations	1,400,000	25,369,000	819,000	11,293,038	459,102	1,000,000	-
Taxicab SD&AE	-	-	-	-	-	-	-
Subtotal Other Activities	-	-	-	-	-	-	-
Administrative	-	-	-	-	-	-	-
Grand Total	1,400,000	25,369,000	819,000	11,293,038	459,102	1,000,000	0

**SAN DIEGO METROPOLITAN TRANSIT SYSTEM
NON OPERATING FUNDING SOURCES BY ACTIVITY
FISCAL YEAR 2017
SECTION 9.02**

	Other Local	CNG Credits	Other Non Operating	Reserves/ Carryovers	Total
SDTC	-	-	-	-	72,079,099
SDTI	-	-	-	-	36,332,704
MCS 801 - South Central	-	-	-	-	21,544,205
MCS 802 - JARC Otay	-	-	-	-	234,820
MCS 803 - JARC Mid City	-	-	-	-	-
MCS 820 - East County	-	-	-	-	5,313,014
MCS 830 - Commuter Express	-	-	-	-	1,046,496
MCS 835 - Central Routes 961-965	-	-	-	-	3,308,393
MCS 840 - Regional Transit Center Maintenance	-	-	-	-	310,674
MCS 845 - BRT Superloop	-	-	-	-	298,708
MCS 846 - I15 Transit Center Maintenance	-	-	-	-	632,043
MCS 847 - Mid City Transit Center Maintenance	-	-	-	-	258,116
MCS 850 - ADA Access	-	-	-	-	17,800,887
MCS 856 - ADA Certification	-	-	-	-	231,235
MCS 875 - Coaster Connection	75,000	-	-	-	188,252
MCS 880 - Rural	-	-	-	-	786,168
Chula Vista Transit	-	-	-	-	-
Coronado Ferry	-	-	-	-	206,828
Administrative Pass Thru	-	-	-	-	344,180
Subtotal Operations	75,000	-	-	-	160,915,822
Taxicab SD&AE	-	-	-	(3,401) 28,411	(3,401) 28,411
Subtotal Other Activities	-	-	-	25,011	25,011
Administrative	140,000	-	-	-	140,000
Grand Total	215,000	0	0	25,011	161,080,833

SAN DIEGO METROPOLITAN TRANSIT SYSTEM
NON OPERATING FUNDING SOURCES BY ACTIVITY
SECTION 9.03 - FUNDING SOURCES BY ACTIVITY
MTS CONSOLIDATED

FUNDING SOURCE DESCRIPTION	AMOUNT	INTERNAL MTS CODE
MTS Consolidated		
Operating Revenue		
Passenger Revenue	100,808,622	40100-40990
Advertising Revenue	750,000	41010-41020
Contract Services Revenue	-	41510-41590
Other Income	13,509,419	41600-42990
Total Operating Revenue	115,068,042	
Non Operating/Subsidy Revenue		
Federal Revenue		
FTA 5307 - Planning	-	45110
FTA 5307/5309 - Preventative Maintenance	56,383,600	45125
FTA - JARC	-	45170
FTA 5311 - Rural	287,000	45190
FTA 5311(f) - Rural	200,000	45195
Total Federal Revenue	56,870,600	
Transportation Development Act (TDA Revenue)		
TDA - Article 4.0 MTS Area	54,492,403	46110
TDA - Article 4.5 (ADA)	4,782,760	46120
TDA - Article 8.0	754,919	46130
Total TDA Revenue	60,030,082	
TransNet Revenue		
TransNet - 40% Operating Support	25,369,000	47110
TransNet - Access ADA	819,000	47130
TransNet - SuperLoop, Other	11,293,038	47140
Total TransNet Revenue	37,481,038	
State Transit Assistance (STA) Revenue		
STA - Formula	3,600,000	46220
Total STA Revenue	3,600,000	
Other State Revenue		
MediCal	1,400,000	46340
Total Other State Revenue	1,400,000	
Other Local Revenue		
SANDAG - Inland Breeze	1,000,000	48110
Other - 4S Ranch	-	48115
City of San Diego	459,102	48120
Other Local	215,000	48140
CNG Credits	-	48140
Total Other Local Revenue	1,674,102	
Total Subsidy Revenue	161,055,822	
Other Funds / Reserves		
Lease/Leaseback Income	-	42115
Contingency Reserves	-	49510
Other Reserves	25,011	
Carryovers	-	
Total Other Funds / Reserves	25,011	
Total Non Operating Revenue	161,080,833	
Total Revenue	276,148,874	
Total Expenses	276,148,875	
Net of Revenues over Expense	(0)	

**SAN DIEGO METROPOLITAN TRANSIT SYSTEM
NON OPERATING FUNDING SOURCES BY ACTIVITY
SECTION 9.03 - FUNDING SOURCES BY ACTIVITY
ADMINISTRATIVE**

FUNDING SOURCE DESCRIPTION	AMOUNT	INTERNAL MTS CODE
<u>Administrative</u>		
Operating Revenue		
Passenger Revenue		40100-40990
Advertising Revenue	750,000	41010-41020
Contract Services Revenue	-	41510-41590
Other Income	11,279,419	41600-42990
Total Operating Revenue	12,029,419	
Non Operating/Subsidy Revenue		
Federal Revenue		
FTA 5307 - Planning		45110
FTA 5307/5309 - Preventative Maintenance		45125
FTA - JARC		45170
FTA 5311 - Rural		45190
FTA 5311(f) - Rural		45195
Total Federal Revenue	-	
Transportation Development Act (TDA Revenue)		
TDA - Article 4.0 MTS Area		46110
TDA - Article 4.5 (ADA)		46120
TDA - Article 8.0		46130
Total TDA Revenue	-	
TransNet Revenue		
TransNet - 40% Operating Support		47110
TransNet - Access ADA		47130
TransNet - SuperLoop, Other		47140
Total TransNet Revenue	-	
State Transit Assistance (STA) Revenue		
STA - Formula		46220
Total STA Revenue	-	
Other State Revenue		
MediCal		46340
Total Other State Revenue	-	
Other Local Revenue		
SANDAG - Inland Breeze		48110
Other - 4S Ranch		48115
City of San Diego		48120
Other Local	140,000	48140
CNG Credits	-	48140
Total Other Local Revenue	140,000	
Total Subsidy Revenue	140,000	
Other Funds / Reserves		
Lease/Leaseback Income	-	42115
Contingency Reserves	-	49510
Other Reserves		
Carryovers		
Total Other Funds / Reserves	-	
Total Non Operating Revenue	140,000	
Total Revenue	12,169,419	
Total Expenses	12,169,419	
Net of Revenues over Expense	(0)	

SAN DIEGO METROPOLITAN TRANSIT SYSTEM
NON OPERATING FUNDING SOURCES BY ACTIVITY
SECTION 9.03 - FUNDING SOURCES BY ACTIVITY
OPERATIONS

FUNDING SOURCE DESCRIPTION	AMOUNT	INTERNAL MTS CODE
<u>Operations Consolidated</u>		
Operating Revenue		
Passenger Revenue	100,808,622	40100-40990
Advertising Revenue	-	41010-41020
Contract Services Revenue	-	41510-41590
Other Income	705,000	41600-42990
Total Operating Revenue	101,513,622	
Non Operating/Subsidy Revenue		
Federal Revenue		
FTA 5307 - Planning	-	45110
FTA 5307/5309 - Preventative Maintenance	56,383,600	45125
FTA - JARC	-	45170
FTA 5311 - Rural	287,000	45190
FTA 5311(f) - Rural	200,000	45195
Total Federal Revenue	56,870,600	
Transportation Development Act (TDA Revenue)		
TDA - Article 4.0 MTS Area	54,492,403	46110
TDA - Article 4.5 (ADA)	4,782,760	46120
TDA - Article 8.0	754,919	46130
Total TDA Revenue	60,030,082	
TransNet Revenue		
TransNet - 40% Operating Support	25,369,000	47110
TransNet - Access ADA	819,000	47130
TransNet - SuperLoop, Other	11,293,038	47140
Total TransNet Revenue	37,481,038	
State Transit Assistance (STA) Revenue		
STA - Formula	3,600,000	46220
Total STA Revenue	3,600,000	
Other State Revenue		
MediCal	1,400,000	46340
Total Other State Revenue	1,400,000	
Other Local Revenue		
SANDAG - Inland Breeze	1,000,000	48110
Other - 4S Ranch	-	48115
City of San Diego	459,102	48120
Other Local	75,000	48140
CNG Credits	-	48140
Total Other Local Revenue	1,534,102	
Total Subsidy Revenue	160,915,822	
Other Funds / Reserves		
Lease/Leaseback Income	-	42115
Contingency Reserves	-	49510
Other Reserves	-	
Carryovers	-	
Total Other Funds / Reserves	-	
Total Non Operating Revenue	160,915,822	
Total Revenue	262,429,444	
Total Expenses	262,429,445	
Net of Revenues over Expense	(0)	

**SAN DIEGO METROPOLITAN TRANSIT SYSTEM
NON OPERATING FUNDING SOURCES BY ACTIVITY
SECTION 9.03 - FUNDING SOURCES BY ACTIVITY
OPERATIONS**

FUNDING SOURCE DESCRIPTION	AMOUNT	INTERNAL MTS CODE
<u>Bus Operations (San Diego Transit Corp)</u>		
Operating Revenue		
Passenger Revenue	26,742,066	40100-40990
Advertising Revenue	-	41010-41020
Contract Services Revenue	-	41510-41590
Other Income	5,000	41600-42990
Total Operating Revenue	26,747,066	
Non Operating/Subsidy Revenue		
Federal Revenue		
FTA 5307 - Planning		45110
FTA 5307/5309 - Preventative Maintenance	20,000,000	45125
FTA - JARC	-	45170
FTA 5311 - Rural		45190
FTA 5311(f) - Rural		45195
Total Federal Revenue	20,000,000	
Transportation Development Act (TDA Revenue)		
TDA - Article 4.0 MTS Area	17,190,928	46110
TDA - Article 4.5 (ADA)		46120
TDA - Article 8.0		46130
Total TDA Revenue	17,190,928	
TransNet Revenue		
TransNet - 40% Operating Support	20,369,000	47110
TransNet - Access ADA		47130
TransNet - SuperLoop, Other	10,104,171	47140
Total TransNet Revenue	30,473,171	
State Transit Assistance (STA) Revenue		
STA - Formula	3,600,000	46220
Total STA Revenue	3,600,000	
Other State Revenue		
MediCal		46340
Total Other State Revenue	-	
Other Local Revenue		
SANDAG - Inland Breeze	537,000	48110
Other - 4S Ranch		48115
City of San Diego	278,000	48120
Other Local		48140
CNG Credits	-	48140
Total Other Local Revenue	815,000	
Total Subsidy Revenue	72,079,099	
Other Funds / Reserves		
Lease/Leaseback Income		42115
Contingency Reserves		49510
Other Reserves		
Carryovers		
Total Other Funds / Reserves	-	
Total Non Operating Revenue	72,079,099	
Total Revenue	98,826,164	
Total Expenses	98,826,165	
Net of Revenues over Expense	(0)	

SAN DIEGO METROPOLITAN TRANSIT SYSTEM
NON OPERATING FUNDING SOURCES BY ACTIVITY
SECTION 9.03 - FUNDING SOURCES BY ACTIVITY
OPERATIONS

FUNDING SOURCE DESCRIPTION	AMOUNT	INTERNAL MTS CODE
<u>Rail Operations (San Diego Trolley)</u>		
Operating Revenue		
Passenger Revenue	42,072,048	40100-40990
Advertising Revenue	-	41010-41020
Contract Services Revenue	-	41510-41590
Other Income	700,000	41600-42990
Total Operating Revenue	42,772,048	
Non Operating/Subsidy Revenue		
Federal Revenue		
FTA 5307 - Planning		45110
FTA 5307/5309 - Preventative Maintenance	23,000,000	45125
FTA - JARC		45170
FTA 5311 - Rural		45190
FTA 5311(f) - Rural		45195
Total Federal Revenue	23,000,000	
Transportation Development Act (TDA Revenue)		
TDA - Article 4.0 MTS Area	8,332,704	46110
TDA - Article 4.5 (ADA)		46120
TDA - Article 8.0		46130
Total TDA Revenue	8,332,704	
TransNet Revenue		
TransNet - 40% Operating Support	5,000,000	47110
TransNet - Access ADA		47130
TransNet - SuperLoop, Other		47140
Total TransNet Revenue	5,000,000	
State Transit Assistance (STA) Revenue		
STA - Formula		46220
Total STA Revenue	-	
Other State Revenue		
MediCal		46340
Total Other State Revenue	-	
Other Local Revenue		
SANDAG - Inland Breeze		48110
Other - 4S Ranch		48115
City of San Diego		48120
Other Local		48140
CNG Credits		48140
Total Other Local Revenue	-	
Total Subsidy Revenue	36,332,704	
Other Funds / Reserves		
Lease/Leaseback Income		42115
Contingency Reserves		49510
Other Reserves		
Carryovers		
Total Other Funds / Reserves	-	
Total Non Operating Revenue	36,332,704	
Total Revenue	79,104,752	
Total Expenses	79,104,752	
Net of Revenues over Expense	0	

SAN DIEGO METROPOLITAN TRANSIT SYSTEM
NON OPERATING FUNDING SOURCES BY ACTIVITY
SECTION 9.03 - FUNDING SOURCES BY ACTIVITY
OPERATIONS

FUNDING SOURCE DESCRIPTION	AMOUNT	INTERNAL MTS CODE
<u>Contracted Bus Operations Consolidated</u>		
Operating Revenue		
Passenger Revenue	31,994,509	40100-40990
Advertising Revenue	-	41010-41020
Contract Services Revenue	-	41510-41590
Other Income	-	41600-42990
Total Operating Revenue	31,994,509	
Non Operating/Subsidy Revenue		
Federal Revenue		
FTA 5307 - Planning	-	45110
FTA 5307/5309 - Preventative Maintenance	13,383,600	45125
FTA - JARC	-	45170
FTA 5311 - Rural	287,000	45190
FTA 5311(f) - Rural	200,000	45195
Total Federal Revenue	13,870,600	
Transportation Development Act (TDA Revenue)		
TDA - Article 4.0 MTS Area	28,624,592	46110
TDA - Article 4.5 (ADA)	4,782,760	46120
TDA - Article 8.0	548,091	46130
Total TDA Revenue	33,955,442	
TransNet Revenue		
TransNet - 40% Operating Support	-	47110
TransNet - Access ADA	819,000	47130
TransNet - SuperLoop, Other	1,188,867	47140
Total TransNet Revenue	2,007,867	
State Transit Assistance (STA) Revenue		
STA - Formula	-	46220
Total STA Revenue	-	
Other State Revenue		
MediCal	1,400,000	46340
Total Other State Revenue	1,400,000	
Other Local Revenue		
SANDAG - Inland Breeze	463,000	48110
Other - 4S Ranch	-	48115
City of San Diego	181,102	48120
Other Local	75,000	48140
CNG Credits	-	48140
Total Other Local Revenue	719,102	
Total Subsidy Revenue	51,953,011	
Other Funds / Reserves		
Lease/Leaseback Income	-	42115
Contingency Reserves	-	49510
Other Reserves	-	
Carryovers	-	
Total Other Funds / Reserves	-	
Total Non Operating Revenue	51,953,011	
Total Revenue	83,947,520	
Total Expenses	83,947,520	
Net of Revenues over Expense	1	

SAN DIEGO METROPOLITAN TRANSIT SYSTEM
NON OPERATING FUNDING SOURCES BY ACTIVITY
SECTION 9.03 - FUNDING SOURCES BY ACTIVITY
OPERATIONS

FUNDING SOURCE DESCRIPTION	AMOUNT	INTERNAL MTS CODE
Contracted Bus Operations - Fixed Route Consolidated		
Operating Revenue		
Passenger Revenue	29,292,854	40100-40990
Advertising Revenue	-	41010-41020
Contract Services Revenue	-	41510-41590
Other Income	-	41600-42990
Total Operating Revenue	29,292,854	
Non Operating/Subsidy Revenue		
Federal Revenue		
FTA 5307 - Planning	-	45110
FTA 5307/5309 - Preventative Maintenance	9,000,000	45125
FTA - JARC	-	45170
FTA 5311 - Rural	287,000	45190
FTA 5311(f) - Rural	200,000	45195
Total Federal Revenue	9,487,000	
Transportation Development Act (TDA Revenue)		
TDA - Article 4.0 MTS Area	22,045,679	46110
TDA - Article 4.5 (ADA)	-	46120
TDA - Article 8.0	548,091	46130
Total TDA Revenue	22,593,770	
TransNet Revenue		
TransNet - 40% Operating Support	-	47110
TransNet - Access ADA	-	47130
TransNet - SuperLoop, Other	1,188,867	47140
Total TransNet Revenue	1,188,867	
State Transit Assistance (STA) Revenue		
STA - Formula	-	46220
Total STA Revenue	-	
Other State Revenue		
MediCal	-	46340
Total Other State Revenue	-	
Other Local Revenue		
SANDAG - Inland Breeze	463,000	48110
Other - 4S Ranch	-	48115
City of San Diego	-	48120
Other Local	-	48140
CNG Credits	-	48140
Total Other Local Revenue	463,000	
Total Subsidy Revenue	33,732,637	
Other Funds / Reserves		
Lease/Leaseback Income	-	42115
Contingency Reserves	-	49510
Other Reserves	-	
Carryovers	-	
Total Other Funds / Reserves	-	
Total Non Operating Revenue	33,732,637	
Total Revenue	63,025,491	
Total Expenses	63,025,491	
Net of Revenues over Expense	(0)	

SAN DIEGO METROPOLITAN TRANSIT SYSTEM
NON OPERATING FUNDING SOURCES BY ACTIVITY
SECTION 9.03 - FUNDING SOURCES BY ACTIVITY
OPERATIONS

FUNDING SOURCE DESCRIPTION	AMOUNT	INTERNAL MTS CODE
Contracted Bus Operations (801 - South Central)		
Operating Revenue		
Passenger Revenue	21,126,944	40100-40990
Advertising Revenue		41010-41020
Contract Services Revenue		41510-41590
Other Income	-	41600-42990
Total Operating Revenue	21,126,944	
Non Operating/Subsidy Revenue		
Federal Revenue		
FTA 5307 - Planning		45110
FTA 5307/5309 - Preventative Maintenance	9,000,000	45125
FTA - JARC	-	45170
FTA 5311 - Rural		45190
FTA 5311(f) - Rural		45195
Total Federal Revenue	9,000,000	
Transportation Development Act (TDA Revenue)		
TDA - Article 4.0 MTS Area	12,544,205	46110
TDA - Article 4.5 (ADA)		46120
TDA - Article 8.0		46130
Total TDA Revenue	12,544,205	
TransNet Revenue		
TransNet - 40% Operating Support		47110
TransNet - Access ADA		47130
TransNet - SuperLoop, Other		47140
Total TransNet Revenue	-	
State Transit Assistance (STA) Revenue		
STA - Formula		46220
Total STA Revenue	-	
Other State Revenue		
MediCal		46340
Total Other State Revenue	-	
Other Local Revenue		
SANDAG - Inland Breeze		48110
Other - 4S Ranch		48115
City of San Diego		48120
Other Local		48140
CNG Credits		48140
Total Other Local Revenue	-	
Total Subsidy Revenue	21,544,205	
Other Funds / Reserves		
Lease/Leaseback Income		42115
Contingency Reserves		49510
Other Reserves		
Carryovers		
Total Other Funds / Reserves	-	
Total Non Operating Revenue	21,544,205	
Total Revenue	42,671,149	
Total Expenses	42,671,149	
Net of Revenues over Expense	(0)	

**SAN DIEGO METROPOLITAN TRANSIT SYSTEM
NON OPERATING FUNDING SOURCES BY ACTIVITY
SECTION 9.03 - FUNDING SOURCES BY ACTIVITY
OPERATIONS**

FUNDING SOURCE DESCRIPTION	AMOUNT	INTERNAL MTS CODE
<u>Contracted Bus Operations (802 - JARC Otay)</u>		
Operating Revenue		
Passenger Revenue	907,390	40100-40990
Advertising Revenue		41010-41020
Contract Services Revenue		41510-41590
Other Income	-	41600-42990
Total Operating Revenue	907,390	
Non Operating/Subsidy Revenue		
Federal Revenue		
FTA 5307 - Planning		45110
FTA 5307/5309 - Preventative Maintenance		45125
FTA - JARC	-	45170
FTA 5311 - Rural		45190
FTA 5311(f) - Rural		45195
Total Federal Revenue	-	
Transportation Development Act (TDA Revenue)		
TDA - Article 4.0 MTS Area	234,820	46110
TDA - Article 4.5 (ADA)		46120
TDA - Article 8.0		46130
Total TDA Revenue	234,820	
TransNet Revenue		
TransNet - 40% Operating Support		47110
TransNet - Access ADA		47130
TransNet - SuperLoop, Other		47140
Total TransNet Revenue	-	
State Transit Assistance (STA) Revenue		
STA - Formula		46220
Total STA Revenue	-	
Other State Revenue		
MediCal		46340
Total Other State Revenue	-	
Other Local Revenue		
SANDAG - Inland Breeze		48110
Other - 4S Ranch		48115
City of San Diego		48120
Other Local		48140
CNG Credits		48140
Total Other Local Revenue	-	
Total Subsidy Revenue	234,820	
Other Funds / Reserves		
Lease/Leaseback Income		42115
Contingency Reserves		49510
Other Reserves		
Carryovers		
Total Other Funds / Reserves	-	
Total Non Operating Revenue	234,820	
Total Revenue	1,142,210	
Total Expenses	1,142,210	
Net of Revenues over Expense	0	

SAN DIEGO METROPOLITAN TRANSIT SYSTEM
NON OPERATING FUNDING SOURCES BY ACTIVITY
SECTION 9.03 - FUNDING SOURCES BY ACTIVITY
OPERATIONS

FUNDING SOURCE DESCRIPTION	AMOUNT	INTERNAL MTS CODE
<u>Contracted Bus Operations (820 - East County)</u>		
Operating Revenue		
Passenger Revenue	4,539,247	40100-40990
Advertising Revenue		41010-41020
Contract Services Revenue		41510-41590
Other Income	-	41600-42990
Total Operating Revenue	4,539,247	
Non Operating/Subsidy Revenue		
Federal Revenue		
FTA 5307 - Planning		45110
FTA 5307/5309 - Preventative Maintenance		45125
FTA - JARC		45170
FTA 5311 - Rural		45190
FTA 5311(f) - Rural		45195
Total Federal Revenue	-	
Transportation Development Act (TDA Revenue)		
TDA - Article 4.0 MTS Area	5,313,014	46110
TDA - Article 4.5 (ADA)		46120
TDA - Article 8.0		46130
Total TDA Revenue	5,313,014	
TransNet Revenue		
TransNet - 40% Operating Support		47110
TransNet - Access ADA		47130
TransNet - SuperLoop, Other		47140
Total TransNet Revenue	-	
State Transit Assistance (STA) Revenue		
STA - Formula		46220
Total STA Revenue	-	
Other State Revenue		
MediCal		46340
Total Other State Revenue	-	
Other Local Revenue		
SANDAG - Inland Breeze		48110
Other - 4S Ranch		48115
City of San Diego		48120
Other Local		48140
CNG Credits		48140
Total Other Local Revenue	-	
Total Subsidy Revenue	5,313,014	
Other Funds / Reserves		
Lease/Leaseback Income		42115
Contingency Reserves		49510
Other Reserves		
Carryovers		
Total Other Funds / Reserves	-	
Total Non Operating Revenue	5,313,014	
Total Revenue	9,852,261	
Total Expenses	9,852,261	
Net of Revenues over Expense	0	

**SAN DIEGO METROPOLITAN TRANSIT SYSTEM
NON OPERATING FUNDING SOURCES BY ACTIVITY
SECTION 9.03 - FUNDING SOURCES BY ACTIVITY
OPERATIONS**

FUNDING SOURCE DESCRIPTION	AMOUNT	INTERNAL MTS CODE
<u>Contracted Bus Operations (830 - Commuter Express)</u>		
Operating Revenue		
Passenger Revenue	1,330,326	40100-40990
Advertising Revenue		41010-41020
Contract Services Revenue		41510-41590
Other Income	-	41600-42990
Total Operating Revenue	1,330,326	
Non Operating/Subsidy Revenue		
Federal Revenue		
FTA 5307 - Planning		45110
FTA 5307/5309 - Preventative Maintenance		45125
FTA - JARC		45170
FTA 5311 - Rural		45190
FTA 5311(f) - Rural		45195
Total Federal Revenue	-	
Transportation Development Act (TDA Revenue)		
TDA - Article 4.0 MTS Area	35,405	46110
TDA - Article 4.5 (ADA)		46120
TDA - Article 8.0	548,091	46130
Total TDA Revenue	583,496	
TransNet Revenue		
TransNet - 40% Operating Support		47110
TransNet - Access ADA		47130
TransNet - SuperLoop, Other		47140
Total TransNet Revenue	-	
State Transit Assistance (STA) Revenue		
STA - Formula		46220
Total STA Revenue	-	
Other State Revenue		
MediCal		46340
Total Other State Revenue	-	
Other Local Revenue		
SANDAG - Inland Breeze	463,000	48110
Other - 4S Ranch	-	48115
City of San Diego		48120
Other Local		48140
CNG Credits		48140
Total Other Local Revenue	463,000	
Total Subsidy Revenue	1,046,496	
Other Funds / Reserves		
Lease/Leaseback Income		42115
Contingency Reserves		49510
Other Reserves		
Carryovers		
Total Other Funds / Reserves	-	
Total Non Operating Revenue	1,046,496	
Total Revenue	2,376,822	
Total Expenses	2,376,822	
Net of Revenues over Expense	-	

SAN DIEGO METROPOLITAN TRANSIT SYSTEM
NON OPERATING FUNDING SOURCES BY ACTIVITY
SECTION 9.03 - FUNDING SOURCES BY ACTIVITY
OPERATIONS

FUNDING SOURCE DESCRIPTION	AMOUNT	INTERNAL MTS CODE
<u>Contracted Bus Operations (835 - Central)</u>		
Operating Revenue		
Passenger Revenue	1,287,434	40100-40990
Advertising Revenue		41010-41020
Contract Services Revenue		41510-41590
Other Income	-	41600-42990
Total Operating Revenue	1,287,434	
Non Operating/Subsidy Revenue		
Federal Revenue		
FTA 5307 - Planning		45110
FTA 5307/5309 - Preventative Maintenance		45125
FTA - JARC		45170
FTA 5311 - Rural		45190
FTA 5311(f) - Rural		45195
Total Federal Revenue	-	
Transportation Development Act (TDA Revenue)		
TDA - Article 4.0 MTS Area	3,308,393	46110
TDA - Article 4.5 (ADA)		46120
TDA - Article 8.0		46130
Total TDA Revenue	3,308,393	
TransNet Revenue		
TransNet - 40% Operating Support		47110
TransNet - Access ADA		47130
TransNet - SuperLoop, Other		47140
Total TransNet Revenue	-	
State Transit Assistance (STA) Revenue		
STA - Formula		46220
Total STA Revenue	-	
Other State Revenue		
MediCal		46340
Total Other State Revenue	-	
Other Local Revenue		
SANDAG - Inland Breeze		48110
Other - 4S Ranch		48115
City of San Diego		48120
Other Local		48140
CNG Credits		48140
Total Other Local Revenue	-	
Total Subsidy Revenue	3,308,393	
Other Funds / Reserves		
Lease/Leaseback Income		42115
Contingency Reserves		49510
Other Reserves		
Carryovers		
Total Other Funds / Reserves	-	
Total Non Operating Revenue	3,308,393	
Total Revenue	4,595,827	
Total Expenses	4,595,827	
Net of Revenues over Expense	0	

SAN DIEGO METROPOLITAN TRANSIT SYSTEM
NON OPERATING FUNDING SOURCES BY ACTIVITY
SECTION 9.03 - FUNDING SOURCES BY ACTIVITY
OPERATIONS

FUNDING SOURCE DESCRIPTION	AMOUNT	INTERNAL MTS CODE
Contracted Bus Operations (840 - Transit Center Maintenance)		
Operating Revenue		
Passenger Revenue	-	40100-40990
Advertising Revenue		41010-41020
Contract Services Revenue		41510-41590
Other Income	-	41600-42990
Total Operating Revenue	-	
Non Operating/Subsidy Revenue		
Federal Revenue		
FTA 5307 - Planning		45110
FTA 5307/5309 - Preventative Maintenance		45125
FTA - JARC		45170
FTA 5311 - Rural		45190
FTA 5311(f) - Rural		45195
Total Federal Revenue	-	
Transportation Development Act (TDA Revenue)		
TDA - Article 4.0 MTS Area	310,674	46110
TDA - Article 4.5 (ADA)		46120
TDA - Article 8.0		46130
Total TDA Revenue	310,674	
TransNet Revenue		
TransNet - 40% Operating Support	-	47110
TransNet - Access ADA		47130
TransNet - SuperLoop, Other	-	47140
Total TransNet Revenue	-	
State Transit Assistance (STA) Revenue		
STA - Formula		46220
Total STA Revenue	-	
Other State Revenue		
MediCal		46340
Total Other State Revenue	-	
Other Local Revenue		
SANDAG - Inland Breeze		48110
Other - 4S Ranch		48115
City of San Diego		48120
Other Local		48140
CNG Credits		48140
Total Other Local Revenue	-	
Total Subsidy Revenue	310,674	
Other Funds / Reserves		
Lease/Leaseback Income		42115
Contingency Reserves		49510
Other Reserves		
Carryovers		
Total Other Funds / Reserves	-	
Total Non Operating Revenue	310,674	
Total Revenue	310,674	
Total Expenses	310,674	
Net of Revenues over Expense	-	

SAN DIEGO METROPOLITAN TRANSIT SYSTEM
NON OPERATING FUNDING SOURCES BY ACTIVITY
SECTION 9.03 - FUNDING SOURCES BY ACTIVITY
OPERATIONS

FUNDING SOURCE DESCRIPTION	AMOUNT	INTERNAL MTS CODE
Contracted Bus Operations (845 - BRT Superloop)		
Operating Revenue		
Passenger Revenue	-	40100-40990
Advertising Revenue		41010-41020
Contract Services Revenue		41510-41590
Other Income	-	41600-42990
Total Operating Revenue	-	
Non Operating/Subsidy Revenue		
Federal Revenue		
FTA 5307 - Planning		45110
FTA 5307/5309 - Preventative Maintenance		45125
FTA - JARC		45170
FTA 5311 - Rural		45190
FTA 5311(f) - Rural		45195
Total Federal Revenue	-	
Transportation Development Act (TDA Revenue)		
TDA - Article 4.0 MTS Area	-	46110
TDA - Article 4.5 (ADA)		46120
TDA - Article 8.0		46130
Total TDA Revenue	-	
TransNet Revenue		
TransNet - 40% Operating Support	-	47110
TransNet - Access ADA		47130
TransNet - SuperLoop, Other	298,708	47140
Total TransNet Revenue	298,708	
State Transit Assistance (STA) Revenue		
STA - Formula		46220
Total STA Revenue	-	
Other State Revenue		
MediCal		46340
Total Other State Revenue	-	
Other Local Revenue		
SANDAG - Inland Breeze		48110
Other - 4S Ranch		48115
City of San Diego		48120
Other Local		48140
CNG Credits		48140
Total Other Local Revenue	-	
Total Subsidy Revenue	298,708	
Other Funds / Reserves		
Lease/Leaseback Income		42115
Contingency Reserves		49510
Other Reserves		
Carryovers		
Total Other Funds / Reserves	-	
Total Non Operating Revenue	298,708	
Total Revenue	298,708	
Total Expenses	298,708	
Net of Revenues over Expense	-	

SAN DIEGO METROPOLITAN TRANSIT SYSTEM
NON OPERATING FUNDING SOURCES BY ACTIVITY
SECTION 9.03 - FUNDING SOURCES BY ACTIVITY
OPERATIONS

FUNDING SOURCE DESCRIPTION	AMOUNT	INTERNAL MTS CODE
Contracted Bus Operations (846 - I15 Transit Center Maintenance)		
Operating Revenue		
Passenger Revenue	-	40100-40990
Advertising Revenue		41010-41020
Contract Services Revenue		41510-41590
Other Income	-	41600-42990
Total Operating Revenue	-	
Non Operating/Subsidy Revenue		
Federal Revenue		
FTA 5307 - Planning		45110
FTA 5307/5309 - Preventative Maintenance		45125
FTA - JARC		45170
FTA 5311 - Rural		45190
FTA 5311(f) - Rural		45195
Total Federal Revenue	-	
Transportation Development Act (TDA Revenue)		
TDA - Article 4.0 MTS Area	-	46110
TDA - Article 4.5 (ADA)		46120
TDA - Article 8.0		46130
Total TDA Revenue	-	
TransNet Revenue		
TransNet - 40% Operating Support	-	47110
TransNet - Access ADA		47130
TransNet - SuperLoop, Other	632,043	47140
Total TransNet Revenue	632,043	
State Transit Assistance (STA) Revenue		
STA - Formula		46220
Total STA Revenue	-	
Other State Revenue		
MediCal		46340
Total Other State Revenue	-	
Other Local Revenue		
SANDAG - Inland Breeze		48110
Other - 4S Ranch		48115
City of San Diego		48120
Other Local		48140
CNG Credits		48140
Total Other Local Revenue	-	
Total Subsidy Revenue	632,043	
Other Funds / Reserves		
Lease/Leaseback Income		42115
Contingency Reserves		49510
Other Reserves		
Carryovers		
Total Other Funds / Reserves	-	
Total Non Operating Revenue	632,043	
Total Revenue	632,043	
Total Expenses	632,043	
Net of Revenues over Expense	-	

SAN DIEGO METROPOLITAN TRANSIT SYSTEM
NON OPERATING FUNDING SOURCES BY ACTIVITY
SECTION 9.03 - FUNDING SOURCES BY ACTIVITY
OPERATIONS

FUNDING SOURCE DESCRIPTION	AMOUNT	INTERNAL MTS CODE
Contracted Bus Operations (847 - Mid City Transit Center Maintenance)		
Operating Revenue		
Passenger Revenue	-	40100-40990
Advertising Revenue		41010-41020
Contract Services Revenue		41510-41590
Other Income	-	41600-42990
Total Operating Revenue	-	
Non Operating/Subsidy Revenue		
Federal Revenue		
FTA 5307 - Planning		45110
FTA 5307/5309 - Preventative Maintenance		45125
FTA - JARC		45170
FTA 5311 - Rural		45190
FTA 5311(f) - Rural		45195
Total Federal Revenue	-	
Transportation Development Act (TDA Revenue)		
TDA - Article 4.0 MTS Area	-	46110
TDA - Article 4.5 (ADA)		46120
TDA - Article 8.0		46130
Total TDA Revenue	-	
TransNet Revenue		
TransNet - 40% Operating Support	-	47110
TransNet - Access ADA		47130
TransNet - SuperLoop, Other	258,116	47140
Total TransNet Revenue	258,116	
State Transit Assistance (STA) Revenue		
STA - Formula		46220
Total STA Revenue	-	
Other State Revenue		
MediCal		46340
Total Other State Revenue	-	
Other Local Revenue		
SANDAG - Inland Breeze		48110
Other - 4S Ranch		48115
City of San Diego		48120
Other Local		48140
CNG Credits		48140
Total Other Local Revenue	-	
Total Subsidy Revenue	258,116	
Other Funds / Reserves		
Lease/Leaseback Income		42115
Contingency Reserves		49510
Other Reserves		
Carryovers		
Total Other Funds / Reserves	-	
Total Non Operating Revenue	258,116	
Total Revenue	258,116	
Total Expenses	258,116	
Net of Revenues over Expense	-	

SAN DIEGO METROPOLITAN TRANSIT SYSTEM
NON OPERATING FUNDING SOURCES BY ACTIVITY
SECTION 9.03 - FUNDING SOURCES BY ACTIVITY
OPERATIONS

FUNDING SOURCE DESCRIPTION	AMOUNT	INTERNAL MTS CODE
<u>Contracted Bus Operations (880 - Rural)</u>		
Operating Revenue		
Passenger Revenue	101,513	40100-40990
Advertising Revenue		41010-41020
Contract Services Revenue		41510-41590
Other Income	-	41600-42990
Total Operating Revenue	101,513	
Non Operating/Subsidy Revenue		
Federal Revenue		
FTA 5307 - Planning		45110
FTA 5307/5309 - Preventative Maintenance		45125
FTA - JARC		45170
FTA 5311 - Rural	287,000	45190
FTA 5311(f) - Rural	200,000	45195
Total Federal Revenue	487,000	
Transportation Development Act (TDA Revenue)		
TDA - Article 4.0 MTS Area	299,168	46110
TDA - Article 4.5 (ADA)		46120
TDA - Article 8.0		46130
Total TDA Revenue	299,168	
TransNet Revenue		
TransNet - 40% Operating Support		47110
TransNet - Access ADA		47130
TransNet - SuperLoop, Other		47140
Total TransNet Revenue	-	
State Transit Assistance (STA) Revenue		
STA - Formula		46220
Total STA Revenue	-	
Other State Revenue		
MediCal		46340
Total Other State Revenue	-	
Other Local Revenue		
SANDAG - Inland Breeze		48110
Other - 4S Ranch		48115
City of San Diego		48120
Other Local		48140
CNG Credits		48140
Total Other Local Revenue	-	
Total Subsidy Revenue	786,168	
Other Funds / Reserves		
Lease/Leaseback Income		42115
Contingency Reserves		49510
Other Reserves		
Carryovers		
Total Other Funds / Reserves	-	
Total Non Operating Revenue	786,168	
Total Revenue	887,681	
Total Expenses	887,681	
Net of Revenues over Expense	(0)	

SAN DIEGO METROPOLITAN TRANSIT SYSTEM
NON OPERATING FUNDING SOURCES BY ACTIVITY
SECTION 9.03 - FUNDING SOURCES BY ACTIVITY
OPERATIONS

FUNDING SOURCE DESCRIPTION	AMOUNT	INTERNAL MTS CODE
Contracted Bus Operations - Paratransit Consolidated		
Operating Revenue		
Passenger Revenue	2,701,655	40100-40990
Advertising Revenue	-	41010-41020
Contract Services Revenue	-	41510-41590
Other Income	-	41600-42990
Total Operating Revenue	2,701,655	
Non Operating/Subsidy Revenue		
Federal Revenue		
FTA 5307 - Planning	-	45110
FTA 5307/5309 - Preventative Maintenance	4,383,600	45125
FTA - JARC	-	45170
FTA 5311 - Rural	-	45190
FTA 5311(f) - Rural	-	45195
Total Federal Revenue	4,383,600	
Transportation Development Act (TDA Revenue)		
TDA - Article 4.0 MTS Area	6,578,912	46110
TDA - Article 4.5 (ADA)	4,782,760	46120
TDA - Article 8.0	-	46130
Total TDA Revenue	11,361,672	
TransNet Revenue		
TransNet - 40% Operating Support	-	47110
TransNet - Access ADA	819,000	47130
TransNet - SuperLoop, Other	-	47140
Total TransNet Revenue	819,000	
State Transit Assistance (STA) Revenue		
STA - Formula	-	46220
Total STA Revenue	-	
Other State Revenue		
MediCal	1,400,000	46340
Total Other State Revenue	1,400,000	
Other Local Revenue		
SANDAG - Inland Breeze	-	48110
Other - 4S Ranch	-	48115
City of San Diego	181,102	48120
Other Local	75,000	48140
CNG Credits	-	48140
Total Other Local Revenue	256,102	
Total Subsidy Revenue	18,220,374	
Other Funds / Reserves		
Lease/Leaseback Income	-	42115
Contingency Reserves	-	49510
Other Reserves	-	
Carryovers	-	
Total Other Funds / Reserves	-	
Total Non Operating Revenue	18,220,374	
Total Revenue	20,922,029	
Total Expenses	20,922,028	
Net of Revenues over Expense	1	

SAN DIEGO METROPOLITAN TRANSIT SYSTEM
NON OPERATING FUNDING SOURCES BY ACTIVITY
SECTION 9.03 - FUNDING SOURCES BY ACTIVITY
OPERATIONS

FUNDING SOURCE DESCRIPTION	AMOUNT	INTERNAL MTS CODE
<u>Contracted Bus Operations (850 - ADA Access)</u>		
Operating Revenue		
Passenger Revenue	2,579,974	40100-40990
Advertising Revenue		41010-41020
Contract Services Revenue		41510-41590
Other Income	-	41600-42990
Total Operating Revenue	2,579,974	
Non Operating/Subsidy Revenue		
Federal Revenue		
FTA 5307 - Planning		45110
FTA 5307/5309 - Preventative Maintenance	4,383,600	45125
FTA - JARC		45170
FTA 5311 - Rural		45190
FTA 5311(f) - Rural		45195
Total Federal Revenue	4,383,600	
Transportation Development Act (TDA Revenue)		
TDA - Article 4.0 MTS Area	6,465,660	46110
TDA - Article 4.5 (ADA)	4,551,525	46120
TDA - Article 8.0		46130
Total TDA Revenue	11,017,185	
TransNet Revenue		
TransNet - 40% Operating Support		47110
TransNet - Access ADA	819,000	47130
TransNet - SuperLoop, Other		47140
Total TransNet Revenue	819,000	
State Transit Assistance (STA) Revenue		
STA - Formula		46220
Total STA Revenue	-	
Other State Revenue		
MediCal	1,400,000	46340
Total Other State Revenue	1,400,000	
Other Local Revenue		
SANDAG - Inland Breeze		48110
Other - 4S Ranch		48115
City of San Diego	181,102	48120
Other Local		48140
CNG Credits		48140
Total Other Local Revenue	181,102	
Total Subsidy Revenue	17,800,887	
Other Funds / Reserves		
Lease/Leaseback Income		42115
Contingency Reserves		49510
Other Reserves		
Carryovers		
Total Other Funds / Reserves	-	
Total Non Operating Revenue	17,800,887	
Total Revenue	20,380,861	
Total Expenses	20,380,861	
Net of Revenues over Expense	(0)	

SAN DIEGO METROPOLITAN TRANSIT SYSTEM
NON OPERATING FUNDING SOURCES BY ACTIVITY
SECTION 9.03 - FUNDING SOURCES BY ACTIVITY
OPERATIONS

FUNDING SOURCE DESCRIPTION	AMOUNT	INTERNAL MTS CODE
<u>Contracted Bus Operations (856 - ADA Certification)</u>		
Operating Revenue		
Passenger Revenue	-	40100-40990
Advertising Revenue		41010-41020
Contract Services Revenue		41510-41590
Other Income	-	41600-42990
Total Operating Revenue	-	
Non Operating/Subsidy Revenue		
Federal Revenue		
FTA 5307 - Planning		45110
FTA 5307/5309 - Preventative Maintenance		45125
FTA - JARC		45170
FTA 5311 - Rural		45190
FTA 5311(f) - Rural		45195
Total Federal Revenue	-	
Transportation Development Act (TDA Revenue)		
TDA - Article 4.0 MTS Area		46110
TDA - Article 4.5 (ADA)	231,235	46120
TDA - Article 8.0		46130
Total TDA Revenue	231,235	
TransNet Revenue		
TransNet - 40% Operating Support		47110
TransNet - Access ADA		47130
TransNet - SuperLoop, Other		47140
Total TransNet Revenue	-	
State Transit Assistance (STA) Revenue		
STA - Formula		46220
Total STA Revenue	-	
Other State Revenue		
MediCal		46340
Total Other State Revenue	-	
Other Local Revenue		
SANDAG - Inland Breeze		48110
Other - 4S Ranch		48115
City of San Diego		48120
Other Local		48140
CNG Credits		48140
Total Other Local Revenue	-	
Total Subsidy Revenue	231,235	
Other Funds / Reserves		
Lease/Leaseback Income		42115
Contingency Reserves		49510
Other Reserves		
Carryovers		
Total Other Funds / Reserves	-	
Total Non Operating Revenue	231,235	
Total Revenue	231,235	
Total Expenses	231,235	
Net of Revenues over Expense	0	

SAN DIEGO METROPOLITAN TRANSIT SYSTEM
NON OPERATING FUNDING SOURCES BY ACTIVITY
SECTION 9.03 - FUNDING SOURCES BY ACTIVITY
OPERATIONS

FUNDING SOURCE DESCRIPTION	AMOUNT	INTERNAL MTS CODE
<u>Contracted Bus Operations (875 - Coaster Connection (SVCC))</u>		
Operating Revenue		
Passenger Revenue	121,681	40100-40990
Advertising Revenue		41010-41020
Contract Services Revenue		41510-41590
Other Income	-	41600-42990
Total Operating Revenue	121,681	
Non Operating/Subsidy Revenue		
Federal Revenue		
FTA 5307 - Planning		45110
FTA 5307/5309 - Preventative Maintenance		45125
FTA - JARC		45170
FTA 5311 - Rural		45190
FTA 5311(f) - Rural		45195
Total Federal Revenue	-	
Transportation Development Act (TDA Revenue)		
TDA - Article 4.0 MTS Area	113,252	46110
TDA - Article 4.5 (ADA)		46120
TDA - Article 8.0		46130
Total TDA Revenue	113,252	
TransNet Revenue		
TransNet - 40% Operating Support		47110
TransNet - Access ADA		47130
TransNet - SuperLoop, Other		47140
Total TransNet Revenue	-	
State Transit Assistance (STA) Revenue		
STA - Formula		46220
Total STA Revenue	-	
Other State Revenue		
MediCal		46340
Total Other State Revenue	-	
Other Local Revenue		
SANDAG - Inland Breeze		48110
Other - 4S Ranch		48115
City of San Diego		48120
Other Local	75,000	48140
CNG Credits		48140
Total Other Local Revenue	75,000	
Total Subsidy Revenue	188,252	
Other Funds / Reserves		
Lease/Leaseback Income		42115
Contingency Reserves		49510
Other Reserves		
Carryovers		
Total Other Funds / Reserves	-	
Total Non Operating Revenue	188,252	
Total Revenue	309,933	
Total Expenses	309,932	
Net of Revenues over Expense	0	

**SAN DIEGO METROPOLITAN TRANSIT SYSTEM
NON OPERATING FUNDING SOURCES BY ACTIVITY
SECTION 9.03 - FUNDING SOURCES BY ACTIVITY
OPERATIONS**

FUNDING SOURCE DESCRIPTION	AMOUNT	INTERNAL MTS CODE
<u>Coronado Ferry</u>		
Operating Revenue		
Passenger Revenue	-	40100-40990
Advertising Revenue		41010-41020
Contract Services Revenue		41510-41590
Other Income	-	41600-42990
Total Operating Revenue	-	
Non Operating/Subsidy Revenue		
Federal Revenue		
FTA 5307 - Planning		45110
FTA 5307/5309 - Preventative Maintenance		45125
FTA - JARC		45170
FTA 5311 - Rural		45190
FTA 5311(f) - Rural		45195
Total Federal Revenue	-	
Transportation Development Act (TDA Revenue)		
TDA - Article 4.0 MTS Area		46110
TDA - Article 4.5 (ADA)		46120
TDA - Article 8.0	206,828	46130
Total TDA Revenue	206,828	
TransNet Revenue		
TransNet - 40% Operating Support		47110
TransNet - Access ADA		47130
TransNet - SuperLoop, Other		47140
Total TransNet Revenue	-	
State Transit Assistance (STA) Revenue		
STA - Formula		46220
Total STA Revenue	-	
Other State Revenue		
MediCal		46340
Total Other State Revenue	-	
Other Local Revenue		
SANDAG - Inland Breeze		48110
Other - 4S Ranch		48115
City of San Diego		48120
Other Local		48140
CNG Credits		48140
Total Other Local Revenue	-	
Total Subsidy Revenue	206,828	
Other Funds / Reserves		
Lease/Leaseback Income		42115
Contingency Reserves		49510
Other Reserves		
Carryovers		
Total Other Funds / Reserves	-	
Total Non Operating Revenue	206,828	
Total Revenue	206,828	
Total Expenses	206,828	
Net of Revenues over Expense	(0)	

SAN DIEGO METROPOLITAN TRANSIT SYSTEM
NON OPERATING FUNDING SOURCES BY ACTIVITY
SECTION 9.03 - FUNDING SOURCES BY ACTIVITY
OPERATIONS

FUNDING SOURCE DESCRIPTION	AMOUNT	INTERNAL MTS CODE
Administrative Pass Thru		
Operating Revenue		
Passenger Revenue	-	40100-40990
Advertising Revenue		41010-41020
Contract Services Revenue		41510-41590
Other Income	-	41600-42990
Total Operating Revenue	-	
Non Operating/Subsidy Revenue		
Federal Revenue		
FTA 5307 - Planning		45110
FTA 5307/5309 - Preventative Maintenance		45125
FTA - JARC		45170
FTA 5311 - Rural		45190
FTA 5311(f) - Rural		45195
Total Federal Revenue	-	
Transportation Development Act (TDA Revenue)		
TDA - Article 4.0 MTS Area	344,180	46110
TDA - Article 4.5 (ADA)		46120
TDA - Article 8.0		46130
Total TDA Revenue	344,180	
TransNet Revenue		
TransNet - 40% Operating Support		47110
TransNet - Access ADA		47130
TransNet - SuperLoop, Other		47140
Total TransNet Revenue	-	
State Transit Assistance (STA) Revenue		
STA - Formula		46220
Total STA Revenue	-	
Other State Revenue		
MediCal		46340
Total Other State Revenue	-	
Other Local Revenue		
SANDAG - Inland Breeze		48110
Other - 4S Ranch		48115
City of San Diego		48120
Other Local		48140
CNG Credits		48140
Total Other Local Revenue	-	
Total Subsidy Revenue	344,180	
Other Funds / Reserves		
Lease/Leaseback Income		42115
Contingency Reserves		49510
Other Reserves		
Carryovers		
Total Other Funds / Reserves	-	
Total Non Operating Revenue	344,180	
Total Revenue	344,180	
Total Expenses	344,180	
Net of Revenues over Expense	-	

**SAN DIEGO METROPOLITAN TRANSIT SYSTEM
NON OPERATING FUNDING SOURCES BY ACTIVITY
SECTION 9.03 - FUNDING SOURCES BY ACTIVITY
OTHER ACTIVITIES**

FUNDING SOURCE DESCRIPTION	AMOUNT	INTERNAL MTS CODE
<u>Other Activities - Consolidated</u>		
Operating Revenue		
Passenger Revenue	-	40100-40990
Advertising Revenue		41010-41020
Contract Services Revenue		41510-41590
Other Income	1,525,000	41600-42990
Total Operating Revenue	1,525,000	
Non Operating/Subsidy Revenue		
Federal Revenue		
FTA 5307 - Planning	-	45110
FTA 5307/5309 - Preventative Maintenance	-	45125
FTA - JARC	-	45170
FTA 5311 - Rural	-	45190
FTA 5311(f) - Rural	-	45195
Total Federal Revenue	-	
Transportation Development Act (TDA Revenue)		
TDA - Article 4.0 MTS Area	-	46110
TDA - Article 4.5 (ADA)	-	46120
TDA - Article 8.0	-	46130
Total TDA Revenue	-	
TransNet Revenue		
TransNet - 40% Operating Support	-	47110
TransNet - Access ADA	-	47130
TransNet - SuperLoop, Other	-	47140
Total TransNet Revenue	-	
State Transit Assistance (STA) Revenue		
STA - Formula	-	46220
Total STA Revenue	-	
Other State Revenue		
MediCal	-	46340
Total Other State Revenue	-	
Other Local Revenue		
SANDAG - Inland Breeze	-	48110
Other - 4S Ranch	-	48115
City of San Diego	-	48120
Other Local	-	48140
CNG Credits	-	48140
Total Other Local Revenue	-	
Total Subsidy Revenue	-	
Other Funds / Reserves		
Lease/Leaseback Income	-	42115
Contingency Reserves	-	49510
Other Reserves	25,011	
Carryovers	-	
Total Other Funds / Reserves	25,011	
Total Non Operating Revenue	25,011	
Total Revenue	1,550,011	
Total Expenses	1,550,011	
Net of Revenues over Expense	-	

SAN DIEGO METROPOLITAN TRANSIT SYSTEM
NON OPERATING FUNDING SOURCES BY ACTIVITY
SECTION 9.03 - FUNDING SOURCES BY ACTIVITY
OTHER ACTIVITIES

FUNDING SOURCE DESCRIPTION	AMOUNT	INTERNAL MTS CODE
<u>Taxicab Administration</u>		
Operating Revenue		
Passenger Revenue		40100-40990
Advertising Revenue		41010-41020
Contract Services Revenue		41510-41590
Other Income	1,390,000	41600-42990
Total Operating Revenue	1,390,000	
Non Operating/Subsidy Revenue		
Federal Revenue		
FTA 5307 - Planning		45110
FTA 5307/5309 - Preventative Maintenance		45125
FTA - JARC		45170
FTA 5311 - Rural		45190
FTA 5311(f) - Rural		45195
Total Federal Revenue	-	
Transportation Development Act (TDA Revenue)		
TDA - Article 4.0 MTS Area		46110
TDA - Article 4.5 (ADA)		46120
TDA - Article 8.0		46130
Total TDA Revenue	-	
TransNet Revenue		
TransNet - 40% Operating Support		47110
TransNet - Access ADA		47130
TransNet - SuperLoop, Other		47140
Total TransNet Revenue	-	
State Transit Assistance (STA) Revenue		
STA - Formula		46220
Total STA Revenue	-	
Other State Revenue		
MediCal		46340
Total Other State Revenue	-	
Other Local Revenue		
SANDAG - Inland Breeze		48110
Other - 4S Ranch		48115
City of San Diego		48120
Other Local		48140
CNG Credits		48140
Total Other Local Revenue	-	
Total Subsidy Revenue	-	
Other Funds / Reserves		
Lease/Leaseback Income		42115
Contingency Reserves		49510
Other Reserves	(3,401)	
Carryovers		
Total Other Funds / Reserves	(3,401)	
Total Non Operating Revenue	(3,401)	
Total Revenue	1,386,599	
Total Expenses	1,386,599	
Net of Revenues over Expense	-	

**SAN DIEGO METROPOLITAN TRANSIT SYSTEM
NON OPERATING FUNDING SOURCES BY ACTIVITY
SECTION 9.03 - FUNDING SOURCES BY ACTIVITY
OTHER ACTIVITIES**

FUNDING SOURCE DESCRIPTION	AMOUNT	INTERNAL MTS CODE
<u>San Diego and Arizona Eastern Railroad</u>		
Operating Revenue		
Passenger Revenue		40100-40990
Advertising Revenue		41010-41020
Contract Services Revenue		41510-41590
Other Income	135,000	41600-42990
Total Operating Revenue	135,000	
Non Operating/Subsidy Revenue		
Federal Revenue		
FTA 5307 - Planning		45110
FTA 5307/5309 - Preventative Maintenance		45125
FTA - JARC		45170
FTA 5311 - Rural		45190
FTA 5311(f) - Rural		45195
Total Federal Revenue	-	
Transportation Development Act (TDA Revenue)		
TDA - Article 4.0 MTS Area		46110
TDA - Article 4.5 (ADA)		46120
TDA - Article 8.0		46130
Total TDA Revenue	-	
TransNet Revenue		
TransNet - 40% Operating Support		47110
TransNet - Access ADA		47130
TransNet - SuperLoop, Other		47140
Total TransNet Revenue	-	
State Transit Assistance (STA) Revenue		
STA - Formula		46220
Total STA Revenue	-	
Other State Revenue		
MediCal		46340
Total Other State Revenue	-	
Other Local Revenue		
SANDAG - Inland Breeze		48110
Other - 4S Ranch		48115
City of San Diego		48120
Other Local		48140
CNG Credits		48140
Total Other Local Revenue	-	
Total Subsidy Revenue	-	
Other Funds / Reserves		
Lease/Leaseback Income		42115
Contingency Reserves		49510
Other Reserves	28,411	
Carryovers		
Total Other Funds / Reserves	28,411	
Total Non Operating Revenue	28,411	
Total Revenue	163,411	
Total Expenses	163,411	
Net of Revenues over Expense	-	

**SAN DIEGO METROPOLITAN TRANSIT SYSTEM
FIVE YEAR FINANCIAL PROJECTIONS (\$000s)
FISCAL YEAR 2017
SECTION 10.01**

	ACTUAL FY15	AMENDED BUDGET FY16	PROPOSED BUDGET FY17	PROJECTED FY18	PROJECTED FY19	PROJECTED FY20	PROJECTED FY21
TOTAL OPERATING REVENUES	\$ 109,513	\$ 115,640	\$ 115,068	\$ 116,826	\$ 119,114	\$ 121,439	\$ 123,810
RECURRING SUBSIDY FUNDING	146,889	155,139	161,056	163,550	166,108	169,639	173,759
TOTAL RECURRING REVENUES	\$ 256,402	\$ 270,778	\$ 276,124	\$ 280,376	\$ 285,222	\$ 291,078	\$ 297,569
CONSOLIDATED OPERATOR EXPENSES	\$ 218,155	\$ 226,782	\$ 234,506	\$ 239,369	\$ 246,311	\$ 253,454	\$ 260,804
ADMINISTRATIVE EXPENSES	35,743	38,589	40,237	40,743	41,925	43,141	44,392
OTHER ACTIVITIES	1,044	1,401	1,406	1,441	1,483	1,526	1,570
TOTAL RECURRING OPERATING EXPENSES	\$ 254,942	\$ 266,772	\$ 276,149	\$ 281,553	\$ 289,719	\$ 298,121	\$ 306,766
RECURRING OPERATING INCOME (DEFICIT)	\$ 1,460	\$ 4,006	\$ (25)	\$ (1,177)	\$ (4,497)	\$ (7,043)	\$ (9,197)
NON RECURRING REVENUES	74	(1,111)	25	-	-	-	-
TOTAL OPERATING INCOME (DEFICIT)	\$ 1,534	\$ 2,895	\$ 0	\$ (1,177)	\$ (4,497)	\$ (7,043)	\$ (9,197)

**SAN DIEGO METROPOLITAN TRANSIT SYSTEM
STATISTICAL SUMMARY
FISCAL YEAR 2017
SECTION 10.02**

	ACTUAL FY15	AMENDED BUDGET FY16	PROPOSED BUDGET FY17	VARIANCE	% CHANGE BUDGET/ AMENDED
PASSENGER REVENUE					
BUS OPERATIONS	27,156,322	26,742,066	26,742,066	-	0.0%
RAIL OPERATIONS	41,140,175	42,072,048	42,072,048	-	0.0%
CONTRACTED SERVICES - FIXED ROUTE	26,880,666	29,292,854	29,292,854	-	0.0%
CONTRACTED SERVICES - PARATRANSIT	2,437,551	2,573,005	2,701,655	128,650	5.0%
CHULA VISTA TRANSIT	1,499,307	-	-	-	-
TOTAL PASSENGER REVENUES	99,114,021	100,679,972	100,808,622	128,650	0.1%
PASSENGERS					
BUS OPERATIONS	28,550,307	28,842,171	28,842,171	-	0.0%
RAIL OPERATIONS	39,663,473	41,074,738	41,074,738	-	0.0%
CONTRACTED SERVICES - FIXED ROUTE	23,101,409	29,133,495	29,133,495	-	0.0%
CONTRACTED SERVICES - PARATRANSIT	543,197	615,007	645,758	30,750	5.0%
CHULA VISTA TRANSIT	3,152,099	-	-	-	-
TOTAL PASSENGERS	95,010,485	99,665,410	99,696,161	30,750	0.0%
AVERAGE FARE					
BUS OPERATIONS	0.951	0.927	0.927	-	0.0%
RAIL OPERATIONS	1.037	1.024	1.024	-	0.0%
CONTRACTED SERVICES - FIXED ROUTE	1.164	1.005	1.005	-	0.0%
CONTRACTED SERVICES - PARATRANSIT	4.487	4.184	4.184	-	0.0%
CHULA VISTA TRANSIT	0.476	-	-	-	-
TOTAL AVERAGE FARE	1.043	1.010	1.011	0.001	0.1%

**SAN DIEGO METROPOLITAN TRANSIT SYSTEM
STATISTICAL SUMMARY
FISCAL YEAR 2017
SECTION 10.02**

	ACTUAL FY15	AMENDED BUDGET FY16	PROPOSED BUDGET FY17	VARIANCE	% CHANGE BUDGET/ AMENDED
REVENUE MILES					
BUS OPERATIONS	8,694,664	9,685,496	9,689,251	3,755	0.0%
RAIL OPERATIONS	8,488,071	8,488,071	8,488,071	-	0.0%
CONTRACTED SERVICES - FIXED ROUTE	8,500,640	10,322,335	10,303,454	(18,881)	-0.2%
CONTRACTED SERVICES - PARATRANSIT	3,637,887	4,569,283	4,708,525	139,242	3.0%
CHULA VISTA TRANSIT	1,074,092	-	-	-	-
TOTAL REVENUE MILES	30,395,354	33,065,184	33,189,301	124,117	0.4%
TOTAL MILES					
BUS OPERATIONS	10,097,967	11,308,616	11,324,668	16,052	0.1%
RAIL OPERATIONS	8,571,980	8,571,980	8,571,980	-	0.0%
CONTRACTED SERVICES - FIXED ROUTE	10,316,597	12,344,857	12,371,421	26,563	0.2%
CONTRACTED SERVICES - PARATRANSIT	4,918,348	6,159,040	6,355,354	196,314	3.2%
CHULA VISTA TRANSIT	1,199,593	-	-	-	-
TOTAL MILES	35,104,484	38,384,493	38,623,423	238,930	0.6%
REVENUE HOURS					
BUS OPERATIONS	795,087	823,358	824,961	1,603	0.2%
RAIL OPERATIONS	501,008	501,008	501,008	-	0.0%
CONTRACTED SERVICES - FIXED ROUTE	791,627	992,281	992,233	(48)	0.0%
CONTRACTED SERVICES - PARATRANSIT	206,326	253,737	274,353	20,617	8.1%
CHULA VISTA TRANSIT	103,289	-	-	-	-
TOTAL REVENUE HOURS	2,397,337	2,570,384	2,592,556	22,172	0.9%
TOTAL HOURS					
BUS OPERATIONS	844,933	879,521	881,383	1,862	0.2%
RAIL OPERATIONS	506,496	506,496	506,496	-	0.0%
CONTRACTED SERVICES - FIXED ROUTE	849,487	1,060,588	1,065,395	4,807	0.5%
CONTRACTED SERVICES - PARATRANSIT	279,398	354,851	379,536	24,684	7.0%
CHULA VISTA TRANSIT	109,465	-	-	-	-
TOTAL HOURS	2,589,779	2,801,456	2,832,809	31,353	1.1%

**SAN DIEGO METROPOLITAN TRANSIT SYSTEM
STATISTICAL SUMMARY
FISCAL YEAR 2017
SECTION 10.02**

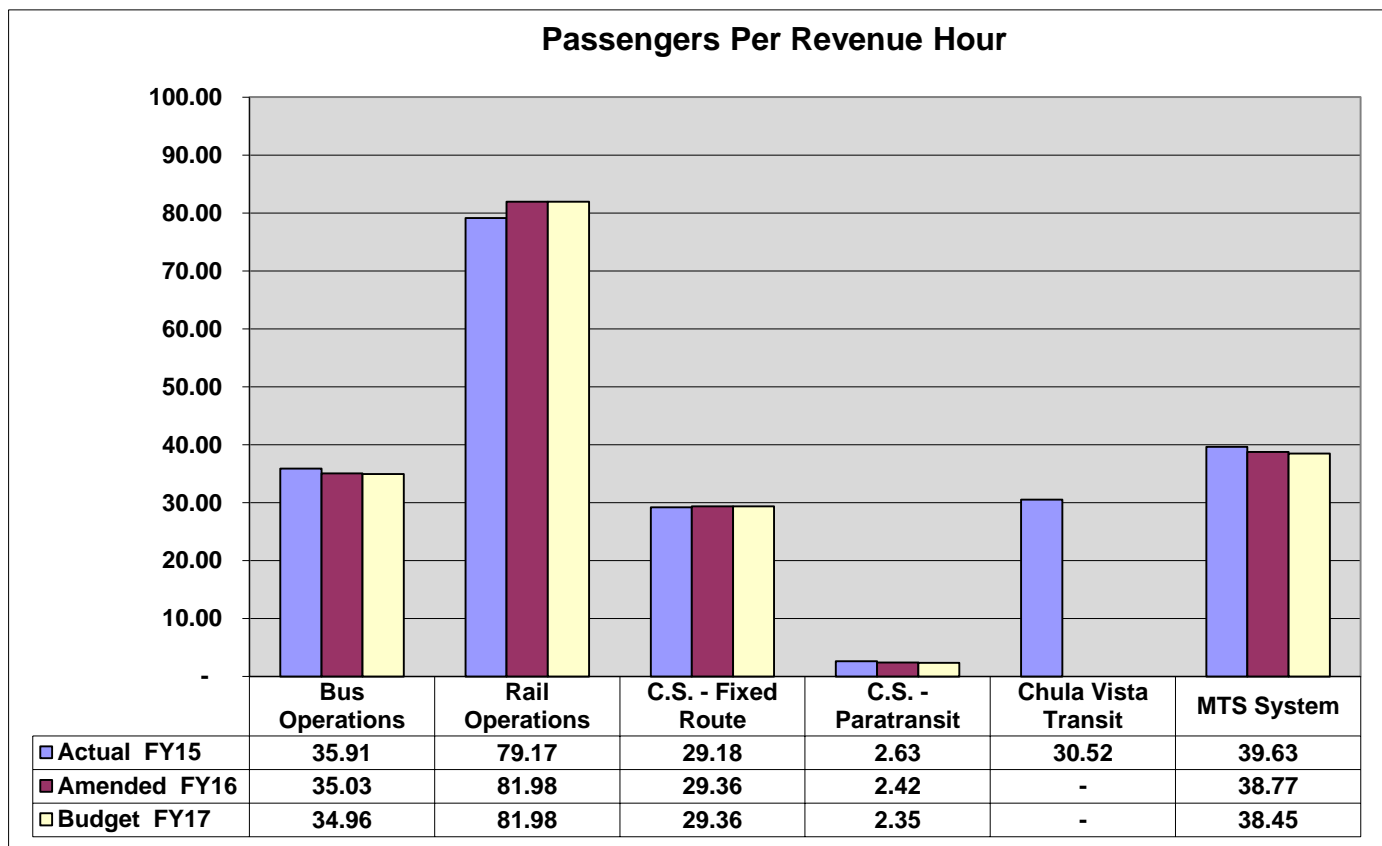
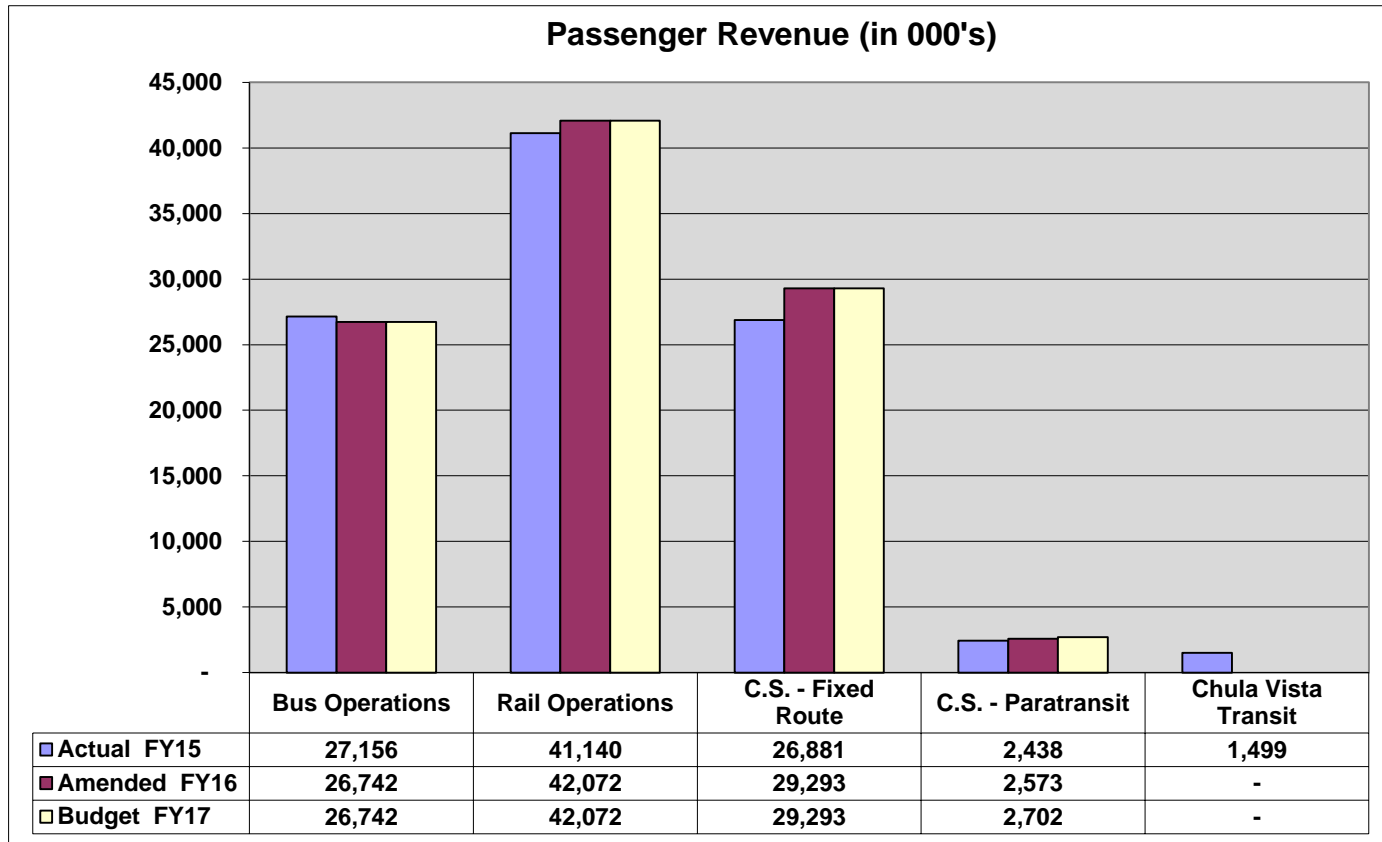
	ACTUAL FY15	AMENDED BUDGET FY16	PROPOSED BUDGET FY17	VARIANCE	% CHANGE BUDGET/ AMENDED
TOTAL OPERATING COSTS *					
BUS OPERATIONS	94,350,234	97,787,162	98,826,165	1,039,003	1.1%
RAIL OPERATIONS	72,470,220	75,362,858	79,104,752	3,741,893	5.0%
CONTRACTED SERVICES - FIXED ROUTE	58,724,968	62,737,968	63,025,491	287,523	0.5%
CONTRACTED SERVICES - PARATRANSIT	17,464,953	19,916,740	20,922,028	1,005,289	5.0%
CHULA VISTA TRANSIT	3,705,450	-	-	-	-
CORONADO FERRY	147,583	199,834	206,828	6,994	3.5%
ADMINISTRATIVE PASS THROUGH	344,180	344,180	344,180	-	0.0%
TOTAL OPERATING COSTS	247,207,589	256,348,742	262,429,445	6,080,702	2.4%
TOTAL PASSENGERS / REVENUE HOUR					
BUS OPERATIONS	35.9	35.0	35.0	(0.1)	-0.2%
RAIL OPERATIONS	79.2	82.0	82.0	-	0.0%
CONTRACTED SERVICES - FIXED ROUTE	29.2	29.4	29.4	0.0	0.0%
CONTRACTED SERVICES - PARATRANSIT	2.6	2.4	2.4	(0.1)	-2.9%
CHULA VISTA TRANSIT	30.5	-	-	-	0.0%
TOTAL PASSENGERS / REVENUE HOUR	39.6	38.8	38.5	(0.3)	-0.8%
TOTAL FAREBOX RECOVERY					
BUS OPERATIONS	28.9%	27.5%	27.2%	-0.3%	-1.1%
RAIL OPERATIONS	57.0%	56.1%	53.4%	-2.7%	-4.7%
CONTRACTED SERVICES - FIXED ROUTE	45.8%	46.7%	46.5%	-0.2%	-0.4%
CONTRACTED SERVICES - PARATRANSIT	14.2%	13.1%	13.1%	0.0%	-0.1%
CHULA VISTA TRANSIT	40.5%	-	-	0.0%	0.0%
TOTAL FAREBOX RECOVERY	40.3%	39.4%	38.6%	-0.9%	-2.2%

* Includes the administrative overhead allocation of expenses.

**SAN DIEGO METROPOLITAN TRANSIT SYSTEM
STATISTICAL SUMMARY
FISCAL YEAR 2017
SECTION 10.02**

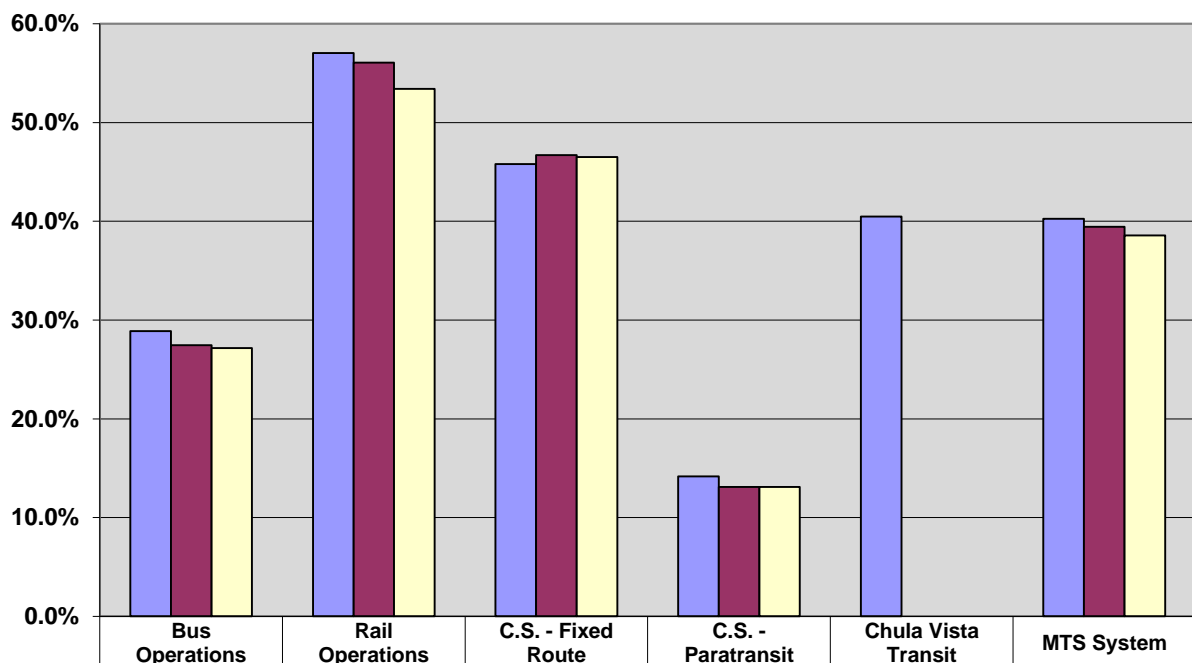
	ACTUAL FY15	AMENDED BUDGET FY16	PROPOSED BUDGET FY17	VARIANCE	% CHANGE BUDGET/ AMENDED
TOTAL OPERATING SUBSIDY					
BUS OPERATIONS	65,162,400	71,040,097	72,079,099	1,039,002	1.5%
RAIL OPERATIONS	30,204,589	32,590,810	36,332,704	3,741,894	11.5%
CONTRACTED SERVICES - FIXED ROUTE	31,765,400	33,445,113	33,732,637	287,524	0.9%
CONTRACTED SERVICES - PARATRANSIT	15,027,402	17,343,735	18,220,374	876,639	5.1%
CHULA VISTA TRANSIT	2,206,142	-	-	-	-
CORONADO FERRY	189,914	199,834	206,828	6,994	3.5%
ADMINISTRATIVE PASS THROUGH	295,494	344,180	344,180	-	0.0%
TOTAL OPERATING SUBSIDY	144,851,341	154,963,769	160,915,823	5,952,053	3.8%
TOTAL SUBSIDY / PASSENGER					
BUS OPERATIONS	2.28	2.46	2.50	0.04	1.5%
RAIL OPERATIONS	0.76	0.79	0.88	0.09	11.5%
CONTRACTED SERVICES - FIXED ROUTE	1.38	1.15	1.16	0.01	0.9%
CONTRACTED SERVICES - PARATRANSIT	27.66	28.20	28.22	0.01	0.1%
CHULA VISTA TRANSIT	0.70	-	-	-	0.0%
TOTAL SUBSIDY / PASSENGER	1.52	1.55	1.61	0.06	3.8%

**SAN DIEGO METROPOLITAN TRANSIT SYSTEM
STATISTICAL SUMMARY
FISCAL YEAR 2017
SECTION 10.02**



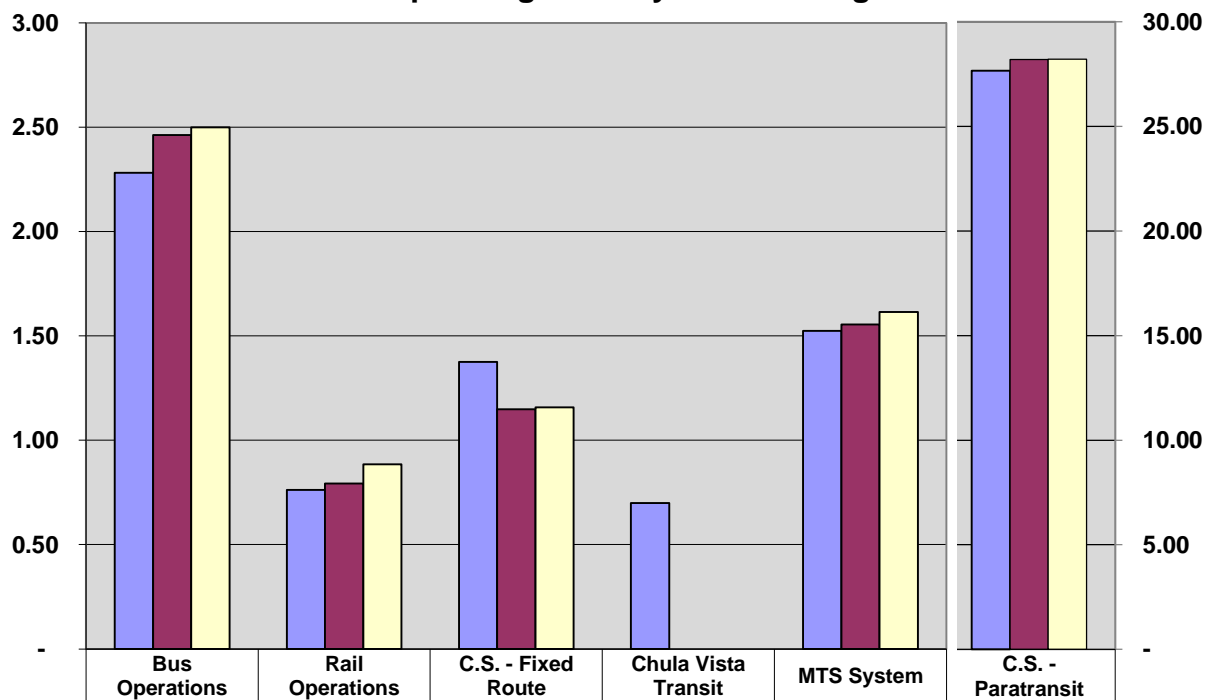
**SAN DIEGO METROPOLITAN TRANSIT SYSTEM
STATISTICAL SUMMARY
FISCAL YEAR 2017
SECTION 10.02**

Farebox Recovery Ratio



Actual FY15	28.9%	57.0%	45.8%	14.2%	40.5%	40.3%
Amended FY16	27.5%	56.1%	46.7%	13.1%	0.0%	39.4%
Budget FY17	27.2%	53.4%	46.5%	13.1%	0.0%	38.6%

Operating Subsidy Per Passenger



Actual FY15	2.28	0.76	1.38	0.70	1.52	27.66
Amended FY16	2.46	0.79	1.15	-	1.55	28.20
Budget FY17	2.50	0.88	1.16	-	1.61	28.22

**SAN DIEGO METROPOLITAN TRANSIT SYSTEM
POSITION INFORMATION (SUMMARY FORMAT)
FISCAL YEAR 2017 PROPOSED BUDGET
SECTION 10.03**

Att. A, AI 25, 5/12/16

	Midyear Budget		Net Positions	Proposed	Frozen
	FY 2016	Shifts	Position	FY 2017	Positions
	FTE's	FTE's	Funding Adjs	FTE's	FTE's
<u>MTS Administration</u>					
BOD ADMINISTRATION	3.0	0.0	0.0	3.0	0.0
COMPASS CARD	12.0	0.0	0.0	12.0	0.0
EXECUTIVE	3.0	0.0	0.0	3.0	0.0
FINANCE	21.0	-2.0	2.0	21.0	0.0
HUMAN RESOURCES	16.0	0.0	0.0	16.0	0.0
INFORMATION TECHNOLOGY	25.0	2.0	0.0	27.0	0.0
LEGAL	2.0	0.0	0.0	2.0	0.0
MARKETING	9.5	0.0	0.0	9.5	0.0
PLANNING	12.0	-1.0	-0.5	10.5	-1.0
PROCUREMENT	12.0	0.0	2.0	14.0	0.0
RIGHT OF WAY	3.0	0.0	0.0	3.0	0.0
RISK	4.0	0.0	0.0	4.0	0.0
SECURITY	43.0	0.0	0.0	43.0	0.0
STORES (Admin)	2.0	0.0	0.0	2.0	0.0
STORES (BUS)	14.0	0.0	0.0	14.0	0.0
STORES (RAIL)	8.0	0.0	0.0	8.0	0.0
TELEPHONE INFORMATION SERVICES	19.0	0.0	0.0	19.0	0.0
TRANSIT STORES	7.0	0.0	0.0	7.0	0.0
Subtotal MTS Administration	215.5	-1.0	3.5	218.0	-1.0
<u>Bus Operations</u>					
CONTRACT SERVICES	8.5	0.0	0.0	8.5	0.0
EXECUTIVE (BUS)	4.0	0.0	0.0	4.0	0.0
MAINTENANCE	186.0	0.0	0.0	186.0	0.0
MAINTENANCE-FACILITY	5.0	0.0	0.0	5.0	0.0
PASSENGER SERVICES	6.0	1.0	0.0	7.0	0.0
REVENUE (BUS)	12.0	0.0	0.0	12.0	0.0
SAFETY	2.0	0.0	0.0	2.0	0.0
TRAINING	7.5	0.0	0.0	7.5	0.0
TRANSPORTATION (BUS)	596.0	0.0	0.0	596.0	0.0
Subtotal Bus Operations	827.0	1.0	0.0	828.0	0.0
<u>Rail Operations</u>					
EXECUTIVE (RAIL)	7.5	0.0	0.0	7.5	0.0
FACILITIES	68.0	0.0	0.0	68.0	-1.0
LIGHT RAIL VEHICLES	83.0	0.0	2.0	85.0	0.0
MAINTENANCE OF WAYSIDE	38.0	0.0	0.0	38.0	0.0
REVENUE (RAIL)	39.7	0.0	0.0	39.7	0.0
TRACK	18.0	0.0	0.0	18.0	-1.0
TRANSPORTATION (RAIL)	212.3	0.0	0.0	212.3	0.0
Subtotal Rail Operations	466.5	0.0	2.0	468.5	-2.0
<u>Other MTS Operations</u>					
TAXICAB	16.0	0.0	0.0	16.0	0.0
Subtotal Other MTS	16.0	0.0	0.0	16.0	0.0
Grand Total	1,525.0	0.0	5.5	1,530.5	-3.0

**SAN DIEGO METROPOLITAN TRANSIT SYSTEM
POSITION INFORMATION (DETAILED POSITION FORMAT)
FISCAL YEAR 2017 PROPOSED BUDGET
SECTION 10.04**

Att. A, AI 25, 5/12/16

	Salary Grade	Amended Budget FY 2016 (FTE's)	Position Shifts (FTE's)	Net Positons Requiring Funding Adjs (FTE's)	Proposed FY 2017 (FTE's)	Frozen Positions (FTE's)
<u>MTS Administration</u>						
<u>BOD ADMINISTRATION</u>						
Administrative Assistant I	03	1.0	0.0	0.0	1.0	0.0
Exec Asst GC/Asst Board Clrk	07	1.0	0.0	0.0	1.0	0.0
Internal Auditor	10	1.0	0.0	0.0	1.0	0.0
BOD ADMINISTRATION TOTAL		3.0	0.0	0.0	3.0	0.0
<u>COMPASS CARD</u>						
Business Systems Analyst	10	1.0	0.0	0.0	1.0	0.0
Call Center Manager	08	1.0	0.0	0.0	1.0	0.0
Customer Serv Asst (Part-Time)	02	4.0	0.0	0.0	4.0	0.0
Customer Service Lead	06	1.0	0.0	0.0	1.0	0.0
Customer Service Rep	03	2.0	0.0	0.0	2.0	0.0
Fare Technology Program Manager	11	1.0	0.0	0.0	1.0	0.0
Regional Revenue Administrator	05	1.0	0.0	0.0	1.0	0.0
Systems Administrator - Compass	08	1.0	0.0	0.0	1.0	0.0
COMPASS CARD TOTAL		12.0	0.0	0.0	12.0	0.0
<u>EXECUTIVE</u>						
Chief Executive Officer	16	1.0	0.0	0.0	1.0	0.0
Chief of Staff	14	1.0	0.0	0.0	1.0	0.0
Exec Asst CEO / Board Clerk	08	1.0	0.0	0.0	1.0	0.0
EXECUTIVE TOTAL		3.0	0.0	0.0	3.0	0.0
<u>FINANCE</u>						
Chief Financial Officer	15	1.0	0.0	0.0	1.0	0.0
Accounting Assistant	04	2.0	0.0	1.0	3.0	0.0
Admin Assistant II - Finance	05	1.0	0.0	0.0	1.0	0.0
Budget Manager	10	1.0	0.0	0.0	1.0	0.0
Capital Grants Analyst	05	1.0	0.0	0.0	1.0	0.0
Capital Grants Supervisor	08	1.0	0.0	0.0	1.0	0.0
Controller	12	1.0	0.0	0.0	1.0	0.0
Dir Fin Planning & Analysis	12	1.0	0.0	0.0	1.0	0.0
ERP Project Manager	10	1.0	-1.0	0.0	0.0	0.0
Financial Analyst	07	1.0	0.0	0.0	1.0	0.0
Payroll Coordinator	05	4.0	0.0	0.0	4.0	0.0
Payroll Manager	09	1.0	0.0	0.0	1.0	0.0
Senior Accountant	09	2.0	0.0	0.0	2.0	0.0
Staff Accountant	06	2.0	0.0	1.0	3.0	0.0
Transit Asset Administrator	06	1.0	-1.0	0.0	0.0	0.0
FINANCE TOTAL		21.0	-2.0	2.0	21.0	0.0
<u>HUMAN RESOURCES</u>						
Dir of HR & Labor Relations	14	1.0	0.0	0.0	1.0	0.0
Admin Assistant (Copy Center)	03	1.0	0.0	0.0	1.0	0.0
Admin Assistant II - HR	05	1.0	0.0	0.0	1.0	0.0
Benefits & Comp Analyst	07	2.0	0.0	0.0	2.0	0.0
HR Supervisor-Benefits & Comp	09	1.0	0.0	0.0	1.0	0.0
HR Supervisor-Recruitment	09	1.0	0.0	0.0	1.0	0.0
Human Resources Analyst	07	1.0	0.0	0.0	1.0	0.0
Human Resources Assistant	03	1.0	0.0	0.0	1.0	0.0
Human Resources Assistant II	05	1.0	0.0	0.0	1.0	0.0
Manager of Human Resources	11	1.0	0.0	0.0	1.0	0.0
Mgr of Organizational Dev.	09	1.0	0.0	0.0	1.0	0.0
Receptionist- MTS	02	1.0	0.0	0.0	1.0	0.0
Talent Acquisition Specialist	07	3.0	0.0	0.0	3.0	0.0
HUMAN RESOURCES TOTAL		16.0	0.0	0.0	16.0	0.0

**SAN DIEGO METROPOLITAN TRANSIT SYSTEM
POSITION INFORMATION (DETAILED POSITION FORMAT)
FISCAL YEAR 2017 PROPOSED BUDGET
SECTION 10.04**

Att. A, AI 25, 5/12/16

		Amended Budget	Position	Net Positons Requiring	Proposed	Frozen
	Salary Grade	FY 2016 (FTE's)	Shifts (FTE's)	Funding Adjs (FTE's)	FY 2017 (FTE's)	Positions (FTE's)
<u>INFORMATION TECHNOLOGY</u>						
Application Dev & Support Mgr	11	1.0	0.0	0.0	1.0	0.0
Application Developer	08	1.0	0.0	0.0	1.0	0.0
Business Systems Analyst (ERP)	10	1.0	0.0	0.0	1.0	0.0
Business Systems Analyst (IT)	10	2.0	0.0	0.0	2.0	0.0
Business Systems Analyst (SAP)	10	2.0	0.0	0.0	2.0	0.0
Chief Information Officer	14	1.0	0.0	0.0	1.0	0.0
Computer Support Specialist	05	4.0	0.0	0.0	4.0	0.0
Database Administrator	10	1.0	0.0	0.0	1.0	0.0
Datacenter Operations Manager	11	1.0	0.0	0.0	1.0	0.0
Enterprise Bus Solutions Mgr	11	1.0	0.0	0.0	1.0	0.0
ERP Project Manager	10	0.0	1.0	0.0	1.0	0.0
Network Administrator	10	2.0	0.0	0.0	2.0	0.0
Network Operations Manager	11	1.0	0.0	0.0	1.0	0.0
Programmer Analyst	09	1.0	0.0	0.0	1.0	0.0
Report Development Analyst	09	1.0	0.0	0.0	1.0	0.0
SAP System Admin (Basis)	10	1.0	0.0	0.0	1.0	0.0
Systems Administrator	08	4.0	0.0	0.0	4.0	0.0
Transit Asset Administrator	06	0.0	1.0	0.0	1.0	0.0
INFORMATION TECHNOLOGY TOTAL		25.0	2.0	0.0	27.0	0.0
<u>LEGAL</u>						
General Counsel	15	1.0	0.0	0.0	1.0	0.0
Staff Attorney-Reg Compliance	10	1.0	0.0	0.0	1.0	0.0
LEGAL TOTAL		2.0	0.0	0.0	2.0	0.0
<u>MARKETING</u>						
Dir Marketing & Communications	13	1.0	0.0	0.0	1.0	0.0
Advertising Specialist	07	1.0	0.0	0.0	1.0	0.0
Communications Design Manager	09	1.0	0.0	0.0	1.0	0.0
Communications Designer III	07	2.0	0.0	0.0	2.0	0.0
Digital Design & Content Spec.	07	1.0	0.0	0.0	1.0	0.0
Manager of Marketing	10	1.0	0.0	0.0	1.0	0.0
Marketing Coordinator	05	1.0	0.0	0.0	1.0	0.0
Marketing Intern	01	0.5	0.0	0.0	0.5	0.0
Public Relations Specialist	07	1.0	0.0	0.0	1.0	0.0
MARKETING TOTAL		9.5	0.0	0.0	9.5	0.0
<u>PLANNING</u>						
Director of Planning	12	1.0	0.0	0.0	1.0	-1.0
Assoc Transportation Planner	06	3.0	0.0	0.0	3.0	0.0
Associate Scheduler	06	1.0	1.0	0.0	2.0	0.0
Manager of Planning	10	1.0	0.0	0.0	1.0	0.0
Manager of Scheduling	10	1.0	0.0	0.0	1.0	0.0
Operations Asst - Ride Checker	01	2.5	-2.0	-0.5	0.0	0.0
Planning Intern	01	0.5	0.0	0.0	0.5	0.0
Sen Transp Plnr/Rail Ops An	09	1.0	0.0	0.0	1.0	0.0
Senior Transportation Planner	09	1.0	0.0	0.0	1.0	0.0
PLANNING TOTAL		12.0	-1.0	-0.5	10.5	-1.0

**SAN DIEGO METROPOLITAN TRANSIT SYSTEM
POSITION INFORMATION (DETAILED POSITION FORMAT)
FISCAL YEAR 2017 PROPOSED BUDGET
SECTION 10.04**

Att. A, AI 25, 5/12/16

	Salary Grade	Amended Budget FY 2016 (FTE's)	Position Shifts (FTE's)	Net Positons Requiring Funding Adjs (FTE's)	Proposed FY 2017 (FTE's)	Frozen Positions (FTE's)
<u>PROCUREMENT</u>						
Manager of Procurement	12	1.0	0.0	0.0	1.0	0.0
Buyer	07	1.0	0.0	0.0	1.0	0.0
Contract Specialist	06	1.0	0.0	0.0	1.0	0.0
Contracts Administrator	08	1.0	0.0	0.0	1.0	0.0
Director of Procurement and Stores	12	0.0	0.0	1.0	1.0	0.0
Principal Contract Admin	09	1.0	0.0	0.0	1.0	0.0
Procurement Assistant	05	2.0	0.0	0.0	2.0	0.0
Procurement Specialist	08	4.0	0.0	1.0	5.0	0.0
Senior Procurement Specialist	09	1.0	0.0	0.0	1.0	0.0
PROCUREMENT TOTAL		12.0	0.0	2.0	14.0	0.0
<u>RIGHT OF WAY</u>						
Manager of Real Estate Assets	12	1.0	0.0	0.0	1.0	0.0
Right of Way Engineer	10	2.0	0.0	0.0	2.0	0.0
RIGHT OF WAY TOTAL		3.0	0.0	0.0	3.0	0.0
<u>RISK</u>						
Liability Claims Supervisor	07	1.0	0.0	0.0	1.0	0.0
Manager of Risk and Claims	10	1.0	0.0	0.0	1.0	0.0
Risk Management Specialist	05	1.0	0.0	0.0	1.0	0.0
Workers' Compensation Analyst	07	1.0	0.0	0.0	1.0	0.0
RISK TOTAL		4.0	0.0	0.0	4.0	0.0
<u>SECURITY</u>						
Clerk Typist/Data Entry TSS	BU	4.0	0.0	0.0	4.0	0.0
Code Compliance Inspector	BU	29.0	0.0	0.0	29.0	0.0
Code Compliance Supervisor	06	5.0	0.0	0.0	5.0	0.0
Deputy Dir of Transit Enf	10	1.0	0.0	0.0	1.0	0.0
Dir of Transit Enforcement	12	1.0	0.0	0.0	1.0	0.0
Mgr of Operations - Transit Enf	09	1.0	0.0	0.0	1.0	0.0
Records Manager	06	1.0	0.0	0.0	1.0	0.0
Security Systems Administrator	06	1.0	0.0	0.0	1.0	0.0
SECURITY TOTAL		43.0	0.0	0.0	43.0	0.0
<u>STORES (Admin)</u>						
Materials Analyst	05	1.0	0.0	0.0	1.0	0.0
Materials Manager	10	1.0	0.0	0.0	1.0	0.0
STORES (Admin) TOTAL		2.0	0.0	0.0	2.0	0.0
<u>STORES (BUS)</u>						
Asst Manager of Stores (Bus)	08	1.0	0.0	0.0	1.0	0.0
Storeroom Clerks - IAD	BU	6.0	0.0	0.0	6.0	0.0
Storeroom Clerks - KMD	BU	6.0	0.0	0.0	6.0	0.0
Storeroom Supervisor - KMD	07	1.0	0.0	0.0	1.0	0.0
STORES (BUS) TOTAL		14.0	0.0	0.0	14.0	0.0
<u>STORES (RAIL)</u>						
Asst Manager of Stores (Rail)	08	1.0	0.0	0.0	1.0	0.0
Aux Store Supervisor	BU	2.0	0.0	0.0	2.0	0.0
Storekeeper	BU	5.0	0.0	0.0	5.0	0.0
STORES (RAIL) TOTAL		8.0	0.0	0.0	8.0	0.0
<u>TELEPHONE INFORMATION SERVICES</u>						
Asst Supvr of Info & Trip Plan	06	1.0	0.0	0.0	1.0	0.0
Info and Trip Planning Clerk	BU	17.0	0.0	0.0	17.0	0.0
Tele Info Supervisor	07	1.0	0.0	0.0	1.0	0.0
TELEPHONE INFORMATION SERVICES TO		19.0	0.0	0.0	19.0	0.0

**SAN DIEGO METROPOLITAN TRANSIT SYSTEM
POSITION INFORMATION (DETAILED POSITION FORMAT)
FISCAL YEAR 2017 PROPOSED BUDGET
SECTION 10.04**

Att. A, AI 25, 5/12/16

	Salary Grade	Amended Budget FY 2016 (FTE's)	Position Shifts (FTE's)	Net Positons Requiring Funding Adjs (FTE's)	Proposed FY 2017 (FTE's)	Frozen Positions (FTE's)
<u>TRANSIT STORES</u>						
Transit Store Supervisor	07	1.0	0.0	0.0	1.0	0.0
Asst Transit Store Supervisor	06	1.0	0.0	0.0	1.0	0.0
Senior Transit Store Clerk	BU	1.0	0.0	0.0	1.0	0.0
Transit Store Clerk	BU	4.0	0.0	0.0	4.0	0.0
TRANSIT STORES TOTAL		7.0	0.0	0.0	7.0	0.0
Subtotal MTS Administration		215.5	-1.0	3.5	218.0	-1.0

**SAN DIEGO METROPOLITAN TRANSIT SYSTEM
POSITION INFORMATION (DETAILED POSITION FORMAT)
FISCAL YEAR 2017 PROPOSED BUDGET
SECTION 10.04**

Att. A, AI 25, 5/12/16

		Amended Budget	Position	Net Positons Requiring	Proposed	Frozen
	Salary Grade	FY 2016 (FTE's)	Shifts (FTE's)	Funding Adjs (FTE's)	FY 2017 (FTE's)	Positions (FTE's)
<u>Bus Operations</u>						
<u>CONTRACT SERVICES</u>						
Asst Trans Ops Specialist	06	2.0	0.0	0.0	2.0	0.0
Intern - Transit Services	01	0.5	0.0	0.0	0.5	0.0
Manager of Paratransit Ops	09	1.0	0.0	0.0	1.0	0.0
Mgr of BRT & East County Ops	11	1.0	0.0	0.0	1.0	0.0
Mgr of S Bay & Paratransit Ops	12	1.0	0.0	0.0	1.0	0.0
Passenger Facilities Tech.	04	1.0	0.0	0.0	1.0	0.0
Supvr of Passenger Facilities	07	1.0	0.0	0.0	1.0	0.0
Transit Operations Specialist	05	1.0	0.0	0.0	1.0	0.0
CONTRACT SERVICES TOTAL		8.5	0.0	0.0	8.5	0.0
<u>EXECUTIVE (BUS)</u>						
Chief Op Officer-Transit Servs	15	1.0	0.0	0.0	1.0	0.0
Executive Assistant (COO Bus)	06	1.0	0.0	0.0	1.0	0.0
Mgr of Capital Projects (Bus)	12	1.0	0.0	0.0	1.0	0.0
Project Mgr-Capital Projects	10	1.0	0.0	0.0	1.0	0.0
EXECUTIVE (BUS) TOTAL		4.0	0.0	0.0	4.0	0.0
<u>MAINTENANCE</u>						
Admin Asst II - Maintenance	05	1.0	0.0	0.0	1.0	0.0
Asst Mgr of Maintenance - IAD	10	1.0	0.0	0.0	1.0	0.0
Body Shop Apprentice II - KMD	BU	1.0	0.0	0.0	1.0	0.0
Communications Tech - IAD	BU	2.0	0.0	0.0	2.0	0.0
Communications Tech - KMD	BU	1.0	0.0	0.0	1.0	0.0
Dir of Fleet & Facility Maint	13	1.0	0.0	0.0	1.0	0.0
Foreman - IAD	08	9.0	0.0	0.0	9.0	0.0
Foreman - KMD	08	9.0	0.0	0.0	9.0	0.0
Maintenance Analyst	06	1.0	0.0	0.0	1.0	0.0
Maintenance Clerk - KMD	02	1.0	0.0	0.0	1.0	0.0
Manager Of Maintenance KMD	11	1.0	0.0	0.0	1.0	0.0
Mechanic A - IAD	BU	25.0	0.0	0.0	25.0	0.0
Mechanic A - KMD	BU	27.0	0.0	0.0	27.0	0.0
Mechanic Apprentice I - IAD	BU	8.0	0.0	0.0	8.0	0.0
Mechanic Apprentice I - KMD	BU	1.0	0.0	0.0	1.0	0.0
Mechanic Apprentice II - IAD	BU	3.0	0.0	0.0	3.0	0.0
Mechanic B - IAD	BU	2.0	0.0	0.0	2.0	0.0
Mechanic C - IAD	BU	19.0	0.0	0.0	19.0	0.0
Mechanic C - KMD	BU	14.0	0.0	0.0	14.0	0.0
Mgr of Fleet & Facility Maint	11	1.0	0.0	0.0	1.0	0.0
Mgr of Maintenance Training	09	1.0	0.0	0.0	1.0	0.0
Quality Assurance Inspector	07	1.0	0.0	0.0	1.0	0.0
Quality Assurance Supervisor	09	1.0	0.0	0.0	1.0	0.0
Serviceman A - IAD	BU	34.0	0.0	0.0	34.0	0.0
Serviceman A - KMD	BU	20.0	0.0	0.0	20.0	0.0
Sign Truck Operator	BU	1.0	0.0	0.0	1.0	0.0
MAINTENANCE TOTAL		186.0	0.0	0.0	186.0	0.0
<u>MAINTENANCE-FACILITY</u>						
Foreman - IAD	08	1.0	0.0	0.0	1.0	0.0
Mechanic A - Facilities - IAD	BU	2.0	0.0	0.0	2.0	0.0
Mechanic A - Facilities - KMD	BU	2.0	0.0	0.0	2.0	0.0
MAINTENANCE-FACILITY TOTAL		5.0	0.0	0.0	5.0	0.0

**SAN DIEGO METROPOLITAN TRANSIT SYSTEM
POSITION INFORMATION (DETAILED POSITION FORMAT)
FISCAL YEAR 2017 PROPOSED BUDGET
SECTION 10.04**

Att. A, AI 25, 5/12/16

		Amended Budget	Position	Net Positons	Proposed	Frozen
	Salary	FY 2016	Shifts	Requiring	FY 2017	Positions
	Grade	(FTE's)	(FTE's)	Funding Adjs	(FTE's)	(FTE's)
				(FTE's)		
<u>PASSENGER SERVICES</u>						
Customer Service Supervisor	06	3.0	0.0	0.0	3.0	0.0
Manager of Support Services	12	1.0	0.0	0.0	1.0	0.0
Operations Asst - Ride Checker	01	0.0	1.0	0.0	1.0	0.0
Receptionist	02	1.0	0.0	0.0	1.0	0.0
Support Services Coordinator	02	1.0	0.0	0.0	1.0	0.0
PASSENGER SERVICES TOTAL		6.0	1.0	0.0	7.0	0.0
<u>REVENUE (BUS)</u>						
Asst Rev Technicians - IAD	BU	2.0	0.0	0.0	2.0	0.0
Asst Rev Technicians - KMD	BU	1.0	0.0	0.0	1.0	0.0
Revenue Administrator	08	1.0	0.0	0.0	1.0	0.0
Revenue Processors - IAD	BU	3.0	0.0	0.0	3.0	0.0
Revenue Processors - KMD	BU	2.0	0.0	0.0	2.0	0.0
Revenue Technicians - IAD	BU	1.0	0.0	0.0	1.0	0.0
Revenue Technicians - KMD	BU	2.0	0.0	0.0	2.0	0.0
REVENUE (BUS) TOTAL		12.0	0.0	0.0	12.0	0.0
<u>SAFETY</u>						
Manager of Safety (Bus)	09	1.0	0.0	0.0	1.0	0.0
Enviro Health & Safety Spec II	10	1.0	0.0	0.0	1.0	0.0
SAFETY TOTAL		2.0	0.0	0.0	2.0	0.0
<u>TRAINING</u>						
Bus Op Training Instructor	06	6.0	0.0	0.0	6.0	0.0
P/T Bus Op Training Admin Asst	03	0.5	0.0	0.0	0.5	0.0
Sr Bus Operations Instructor	07	1.0	0.0	0.0	1.0	0.0
TRAINING TOTAL		7.5	0.0	0.0	7.5	0.0
<u>TRANSPORTATION (BUS)</u>						
Director of Transportation	13	1.0	0.0	0.0	1.0	0.0
Admin Asst II - Operations	05	1.0	0.0	0.0	1.0	0.0
Bus Operators - F/T	BU	550.0	0.0	0.0	550.0	0.0
Bus Operators - P/T	BU	1.0	0.0	0.0	1.0	0.0
Comm/Ops Supv-Dispatch IAD	08	2.0	0.0	0.0	2.0	0.0
Comm/Ops Supv-Dispatch KMD	08	2.0	0.0	0.0	2.0	0.0
Comm/Ops Supv-Radio	08	8.0	0.0	0.0	8.0	0.0
Comm/Ops Supv-Radio-IAD/KMD	08	5.0	0.0	0.0	5.0	0.0
Dispatch Clerk	BU	6.0	0.0	0.0	6.0	0.0
Manager of Service Operations	10	1.0	0.0	0.0	1.0	0.0
Mgr of Trans Comm & Technology	10	1.0	0.0	0.0	1.0	0.0
Service Operations Supervisor	08	14.0	0.0	0.0	14.0	0.0
Trans Div Manager - IAD	10	1.0	0.0	0.0	1.0	0.0
Trans Div Manager - KMD	10	1.0	0.0	0.0	1.0	0.0
Trans Service Quality Spec	08	1.0	0.0	0.0	1.0	0.0
Transp Comm/Tech Supervisor	09	1.0	0.0	0.0	1.0	0.0
TRANSPORTATION (BUS) TOTAL		596.0	0.0	0.0	596.0	0.0
Subtotal Bus Operations		827.0	1.0	0.0	828.0	0.0

**SAN DIEGO METROPOLITAN TRANSIT SYSTEM
POSITION INFORMATION (DETAILED POSITION FORMAT)
FISCAL YEAR 2017 PROPOSED BUDGET
SECTION 10.04**

Att. A, AI 25, 5/12/16

		Amended Budget	Position	Net Positons Requiring	Proposed	Frozen
	Salary Grade	FY 2016 (FTE's)	Shifts (FTE's)	Funding Adjs (FTE's)	FY 2017 (FTE's)	Positions (FTE's)
<u>Rail Operations</u>						
<u>EXECUTIVE (RAIL)</u>						
Chief Operating Officer (Rail)	15	1.0	0.0	0.0	1.0	0.0
Engineering Intern	01	0.5	0.0	0.0	0.5	0.0
Executive Assistant (COO Rail)	06	1.0	0.0	0.0	1.0	0.0
Mgr of Capital Projects (Rail)	12	1.0	0.0	0.0	1.0	0.0
Project Engineer (Rail)	10	1.0	0.0	0.0	1.0	0.0
Special Events Coordinator	09	1.0	0.0	0.0	1.0	0.0
System Safety Manager (Rail)	09	1.0	0.0	0.0	1.0	0.0
Systems Engineer (Rail)	11	1.0	0.0	0.0	1.0	0.0
EXECUTIVE (RAIL) TOTAL		7.5	0.0	0.0	7.5	0.0
<u>FACILITIES</u>						
Facilities Manager	10	1.0	0.0	0.0	1.0	0.0
Admin Asst II - Facilities	05	1.0	0.0	0.0	1.0	0.0
Facilities Supervisor	06	6.0	0.0	0.0	6.0	0.0
Serviceperson	BU	60.0	0.0	0.0	60.0	-1.0
FACILITIES TOTAL		68.0	0.0	0.0	68.0	-1.0
<u>LIGHT RAIL VEHICLES</u>						
Superintendant of LRV Maint	12	1.0	0.0	0.0	1.0	0.0
Asst Superintendent LRV	10	1.0	0.0	0.0	1.0	0.0
Clerk Typist/Data Entry LRV	BU	2.0	0.0	0.0	2.0	0.0
LRV Asst Lineman	BU	3.0	0.0	0.0	3.0	0.0
LRV Electromechanic	BU	61.0	0.0	0.0	61.0	0.0
LRV Lineman	BU	7.0	0.0	2.0	9.0	0.0
LRV Maint Supervisor	09	6.0	0.0	0.0	6.0	0.0
LRV Project Coordinator/Analyst	09	1.0	0.0	0.0	1.0	0.0
Training Supervisor - LRV	08	1.0	0.0	0.0	1.0	0.0
LIGHT RAIL VEHICLES TOTAL		83.0	0.0	2.0	85.0	0.0
<u>MAINTENANCE OF WAYSIDE</u>						
Superintendant Wayside Maint	12	1.0	0.0	0.0	1.0	0.0
Asst Superintendent Wayside	10	1.0	0.0	0.0	1.0	0.0
Maintenance Analyst (Rail)	06	1.0	0.0	0.0	1.0	0.0
Training Supervisor - MOW	08	1.0	0.0	0.0	1.0	0.0
Wayside Assistant Lineman	BU	8.0	0.0	0.0	8.0	0.0
Wayside Electromechanic	BU	19.0	0.0	0.0	19.0	0.0
Wayside Lineman	BU	3.0	0.0	0.0	3.0	0.0
Wayside Maintenance Supervisor	09	4.0	0.0	0.0	4.0	0.0
MAINTENANCE OF WAYSIDE TOTAL		38.0	0.0	0.0	38.0	0.0
<u>REVENUE (RAIL)</u>						
Revenue Manager (Rail)	10	1.0	0.0	0.0	1.0	0.0
Clerk Typist/Data Entry REV	BU	2.0	0.0	0.0	2.0	0.0
Collector / Processor	BU	8.0	0.0	0.0	8.0	0.0
Lead Special Events Assistant	01	1.0	0.0	0.0	1.0	0.0
Revenue Maintainer II	BU	2.0	0.0	0.0	2.0	0.0
Revenue Maintainer III	BU	12.0	0.0	0.0	12.0	0.0
Revenue Maintenance Supervisor	09	2.0	0.0	0.0	2.0	0.0
Revenue Supervisor	07	2.0	0.0	0.0	2.0	0.0
Ridership Surveyor	BU	3.0	0.0	0.0	3.0	0.0
Special Events Assistant	01	6.7	0.0	0.0	6.7	0.0
REVENUE (RAIL) TOTAL		39.7	0.0	0.0	39.7	0.0

**SAN DIEGO METROPOLITAN TRANSIT SYSTEM
POSITION INFORMATION (DETAILED POSITION FORMAT)
FISCAL YEAR 2017 PROPOSED BUDGET
SECTION 10.04**

Att. A, AI 25, 5/12/16

	Salary Grade	Amended Budget FY 2016 (FTE's)	Position Shifts (FTE's)	Net Positons Requiring Funding Adjs (FTE's)	Proposed FY 2017 (FTE's)	Frozen Positions (FTE's)
<u>TRACK</u>						
Manager of Track and Structure	09	1.0	0.0	0.0	1.0	0.0
Track Supervisor	09	1.0	0.0	0.0	1.0	0.0
Trackperson	BU	16.0	0.0	0.0	16.0	-1.0
TRACK TOTAL		18.0	0.0	0.0	18.0	-1.0
<u>TRANSPORTATION (RAIL)</u>						
Superintendant Transportation	12	1.0	0.0	0.0	1.0	0.0
Asst Superintendent Trans	10	1.0	0.0	0.0	1.0	0.0
Assignments Supervisor	07	5.0	0.0	0.0	5.0	0.0
Central Control Info Rep	05	1.0	0.0	0.0	1.0	0.0
Central Control Supervisor	09	2.0	0.0	0.0	2.0	0.0
Flagpersons	BU	30.0	0.0	0.0	30.0	0.0
Train Operator	BU	95.0	0.0	0.0	95.0	0.0
Train Operator - PT	BU	49.3	0.0	0.0	49.3	0.0
Training Supervisor - Trans	08	2.0	0.0	0.0	2.0	0.0
Transportation Controller	08	13.0	0.0	0.0	13.0	0.0
Transportation Supervisor	08	13.0	0.0	0.0	13.0	0.0
TRANSPORTATION (RAIL) TOTAL		212.3	0.0	0.0	212.3	0.0
Subtotal Rail Operations		466.5	0.0	2.0	468.5	-2.0

**SAN DIEGO METROPOLITAN TRANSIT SYSTEM
POSITION INFORMATION (DETAILED POSITION FORMAT)
FISCAL YEAR 2017 PROPOSED BUDGET
SECTION 10.04**

Att. A, AI 25, 5/12/16

	Salary Grade	Amended Budget FY 2016 (FTE's)	Position Shifts (FTE's)	Net Positons Requiring Funding Adjs (FTE's)	Proposed FY 2017 (FTE's)	Frozen Positions (FTE's)
<u>Other MTS Operations</u>						
<u>TAXICAB</u>						
Taxicab Administration Manager	10	1.0	0.0	0.0	1.0	0.0
Admin Asst II - Taxi	05	2.0	0.0	0.0	2.0	0.0
Office Clerk II	03	1.0	0.0	0.0	1.0	0.0
Regulatory Analyst	06	5.0	0.0	0.0	5.0	0.0
Regulatory Enforcement Supvr	07	1.0	0.0	0.0	1.0	0.0
Regulatory Inspector	05	6.0	0.0	0.0	6.0	0.0
TAXICAB TOTAL		16.0	0.0	0.0	16.0	0.0
Subtotal Other MTS Operations		16.0	0.0	0.0	16.0	0.0
Grand Total		1,525.0	0.0	5.5	1,530.5	-3.0

**SAN DIEGO METROPOLITAN TRANSIT SYSTEM
SALARY GRADE RANGES
PROPOSED FISCAL YEAR 2017 BUDGET
SECTION 10.05**

Range	FTE Count	Minimum	Midpoint	Maximum
BU	1,186.3	Bargaining Unit Position, Not Applicable		
01	10.7	\$ 21,801	\$ 28,183	\$ 34,564
02	8.0	\$ 25,071	\$ 32,410	\$ 39,749
03	6.5	\$ 28,832	\$ 37,272	\$ 45,711
04	4.0	\$ 33,157	\$ 42,862	\$ 52,568
05	31.0	\$ 38,130	\$ 49,292	\$ 60,453
06	46.0	\$ 44,003	\$ 56,883	\$ 69,763
07	30.0	\$ 50,383	\$ 65,131	\$ 79,879
08	99.0	\$ 56,557	\$ 74,607	\$ 92,657
09	38.0	\$ 64,759	\$ 85,425	\$ 106,091
10	36.0	\$ 74,148	\$ 97,811	\$ 121,474
11	10.0	\$ 84,899	\$ 111,994	\$ 139,089
12	14.0	\$ 97,209	\$ 128,234	\$ 159,258
13	3.0	\$ 109,164	\$ 146,888	\$ 184,612
14	3.0	\$ 120,081	\$ 161,576	\$ 203,072
15	4.0	\$ 143,304	\$ 192,825	\$ 242,346
16	1.0	\$ 358,760	\$ 358,760	\$ 358,760

**SAN DIEGO METROPOLITAN TRANSIT SYSTEM
RESERVE BALANCES
AS OF JUNE 30, 2015
SECTION 10.06**

Title	Amount	Explanation
Contingency	\$ 30,043,314	For ongoing operations, future matching of grants; goal of 12.5% of operating budget per Policy 36
Capital Project Reserve	1,928,341	To hold prior year's revenue for the FY 2016 capital budget
Taxicab Contingency	220,622	For ongoing operations and future capital improvement needs
Insurance	2,000,000	Established for potential future liability claims, minimum \$2 million per Policy 46
Billboard San Diego	184,595	Per agreement with city, used for improvements to right of way
Billboard Chula Vista	1,404,743	Per agreement with city, used for improvements to right of way
SD&AE	1,553,150	Established from 1984 state payments for storm damage, restricted for repair/improvement of line
MTS JPA Residual	84,873	Established from proceeds of legal settlement, restricted for repairs to MTS Tower
Land Management	<u>345,068</u>	For repair and maintenance of rental property
	<u><u>\$ 37,764,706</u></u>	

This page intentionally left blank.

SAN DIEGO METROPOLITAN TRANSIT SYSTEM

RESOLUTION NO. 16-12

Resolution Approving the Fiscal Year 2017 Budget

WHEREAS, San Diego Metropolitan Transit System (MTS) staff has coordinated with the staff of San Diego Transit Corporation (SDTC), San Diego Trolley, Inc. (SDTI) , MTS Contract Services and Coronado Ferry (hereafter collectively referred to as MTS Operators) throughout the budget preparation process to ensure consistent budget assumptions; and

WHEREAS, the budgets have been prepared using the budget assumptions approved by the MTS Board of Directors;

NOW THEREFORE, BE IT RESOLVED, by the MTS Board of Directors, hereinafter "Board," as follows:

1. That the Budget for fiscal year (FY) 2017, on file with the Clerk of the Board, is hereby adopted (including MTS, SDTC, SDTI, MTS Contract Services and Coronado Ferry); and
2. That the Chief Executive Officer (CEO) is authorized to transfer appropriate amounts up to \$500,000 between object accounts, so long as the total amount authorized to be spent for an object account by the FY17 Budget is not exceeded by more than \$500,000, the total amount authorized to be spent by the FY17 Budget is not exceeded, and all such transfers are reported to the Board in the monthly Budget Monitoring Report; and
3. That the CEO is authorized to approve expenditures up to a maximum of \$100,000; and
4. That the check-signing authority on behalf of the Board shall be governed by MTS Policy No. 41, Signature Authority; and
5. That the annual lease and debt service payments are included in the FY17 Budget as set forth in Section 7.02; and
6. That the MTS Budget establishes absolute spending limits, and that the budgeted expenditures cannot be exceeded without prior written approval of the Board; and
7. That any budget variances will be reported to the Board; and
8. That MTS is authorized to withhold monthly subsidy payments to those operators who do not provide the information according to an established schedule; and
9. That the salary grade ranges and position schedules of MTS, SDTC and SDTI as contained in the FY17 budget Section 10 are approved.

PASSED AND ADOPTED, by the Board this 12th day of May 2016, by the following vote:

AYES:

NAYES:

ABSENT:

ABSTAINING:

Chairman
San Diego Metropolitan Transit System

Filed by:

Approved as to form:

Clerk of the Board
San Diego Metropolitan Transit System

Office of the General Counsel
San Diego Metropolitan Transit System

Resolution No. 16-12



1255 Imperial Avenue, Suite 1000
San Diego, CA 92101-7490
(619) 231-1466 • FAX (619) 234-3407

04-26-16 A10:42 IN

NOTICE OF PUBLIC HEARING

Proposed Fiscal Year 2017 Budget

Pursuant to Public Utilities Code Section 120106, notice is hereby given that the Board of Directors for the San Diego Metropolitan Transit System (MTS), San Diego Transit Corporation, and San Diego Trolley, Inc. will hold a public hearing on Thursday, May 12, 2016. This date is a regularly scheduled Board of Directors meeting and will be held at 9:00 a.m. in the Board of Directors Meeting Room on the 10th floor of the James R. Mills Building located at 1255 Imperial Avenue, San Diego, California, 92101-7490. The purpose of the public hearing is to review and adopt the Fiscal Year 2017 budget.

A copy of the draft budget may be obtained for \$5.00 by contacting Julia Tuer, Clerk of the Board, at the address above or by calling 619-231-1466. A copy of the draft budget may also be downloaded on the MTS website at www.sdmts.com/about-mts/reports-records-and-policies. Interested parties are invited to appear. Those who wish to comment on the draft budget, but cannot attend the Public Hearing, may submit their comments to MTS at the above address.

DO NOT REMOVE



Metropolitan Transit System FY 2017 Proposed Operating Budget

**MTS Board of Directors
Public Hearing
May 12, 2016**



1



Fiscal Year 2017 Operating Budget

Budget Development Process

- MTS uses a zero based budgeting process
 - In traditional historic budgeting, managers only justify variances versus prior year budget
 - The assumption is that the baseline is automatically approved
 - By contrast, in zero-based budgeting, every line item of the budget must be approved
- Process starts in December with template distribution
 - Managers propose amounts for each line item
 - Templates submitted include the details behind each assumption
 - Meetings with each department to validate their assumptions
 - Reviewed versus existing spending trends
 - New initiatives are highlighted and discussed
 - Collaborate on final assumptions before presented to Senior Management and the Board



Fiscal Year 2017 Operating Budget

Revenue Assumptions - Subsidy

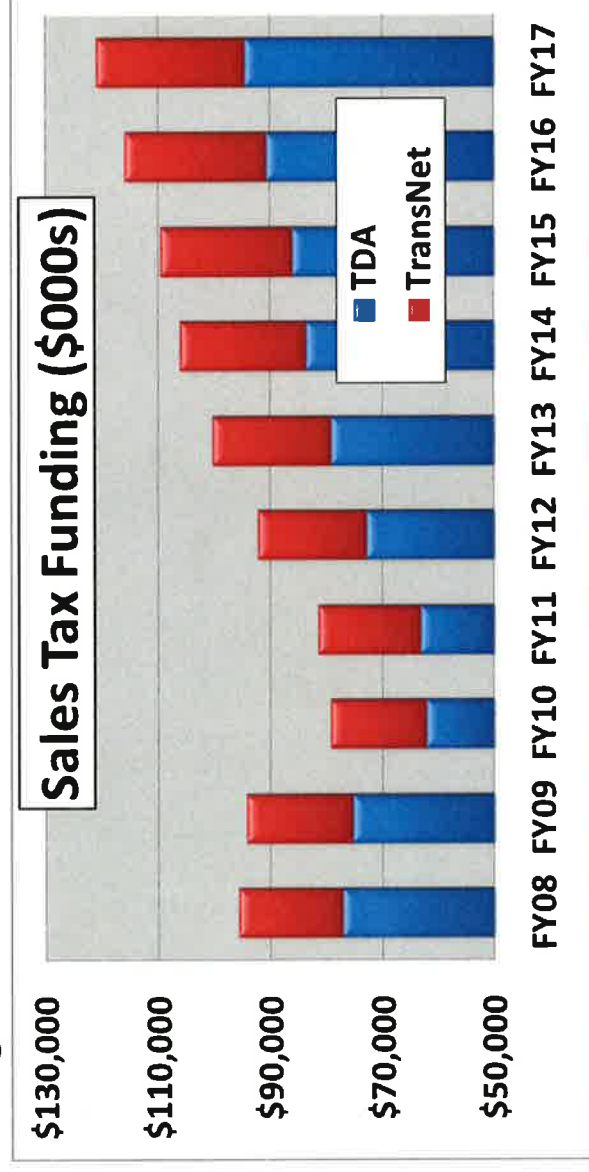
- Federal
 - Surface Transportation Reauthorization
 - Fixing America's Surface Transportation (FAST)
 - Total transit funding increased by \$931M (8.6%)
 - \$2.3B in competitive funding opportunities
 - For MTS, formula funding increased by \$3.5M over FFY16
 - Federal projections are 1.5% increase for FFY17
 - Preventive Maintenance
 - Maximize use of Federal for PM for cash flow
 - Increase in Operating Budget of \$4M
 - Swap with TDA to preserve Capital share



Fiscal Year 2017 Operating Budget

Revenue Assumptions - Subsidy

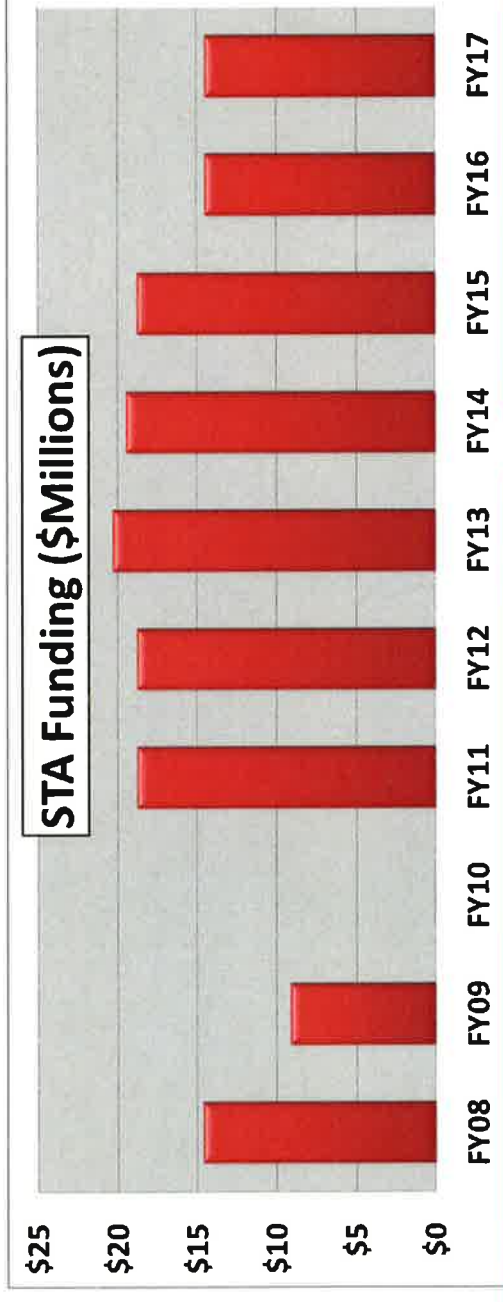
- TDA and TransNet formula funding projected to grow for the 7th straight year
 - Sales tax generated, projected by SANDAG
 - FY16 projection reduced from 5.0% to 3.5% growth
 - YTD Actual through Q3: 2.5%
 - FY17: 3.5% growth, \$5.0M increase in formula funds



Fiscal Year 2017 Operating Budget

Revenue Assumptions - Subsidy

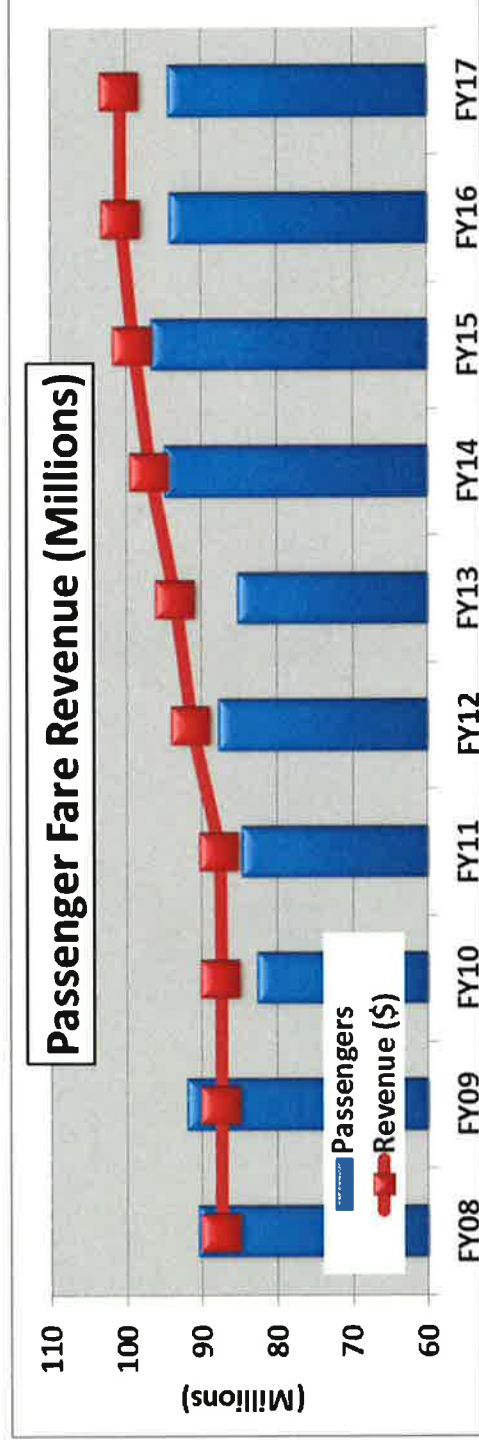
- State Transit Assistance
 - Projected by the State Controller's Office
 - Declining over the last 4 years
 - Include \$3.6M in Operating Budget since FY13 (Sunday service)
 - FY16 Amended Budget cut funding by \$3M
 - \$14.5M - \$13.9M in Capital, \$0.6M in Operations
 - FY17: \$14.5M - \$10.9M in Capital, \$3.6M in Operations



Fiscal Year 2017 Operating Budget

Revenue Assumptions - Passenger Levels

- Ridership
 - Adjusted FY16 down with midyear amendment
 - Bus ridership dropping year over year (-6.2%)
 - Trolley ridership growing slightly (2.8%)
 - Currently assuming no growth in passengers for FY17
- Fare Revenue
 - Projecting no change to the fare structure, no revenue growth



Fiscal Year 2017 Budget Revenue Projection (\$000s)

	FY 2016 Amended	FY 2017 Proposed	Var.	Var. %
Passenger Revenue	\$ 100,680	\$ 100,809	\$ 129	0.1%
Other Operating Income	14,960	14,259	(700)	-4.7%
Total Operating Income	\$ 115,640	\$ 115,068	\$ (571)	-0.5%
Federal	52,953	56,871	3,917	7.4%
TDA	58,081	60,030	1,949	3.4%
Transnet	36,330	37,481	1,151	3.2%
STA	600	3,600	3,000	500.0%
Other	7,174	3,074	(4,100)	-57.2%
Total Subsidy	\$ 155,139	\$ 161,056	\$ 5,917	3.8%
Contingency Reserves	(1,111)	25	1,136	-
Total Revenue	\$ 269,667	\$ 276,149	\$ 6,482	2.4%

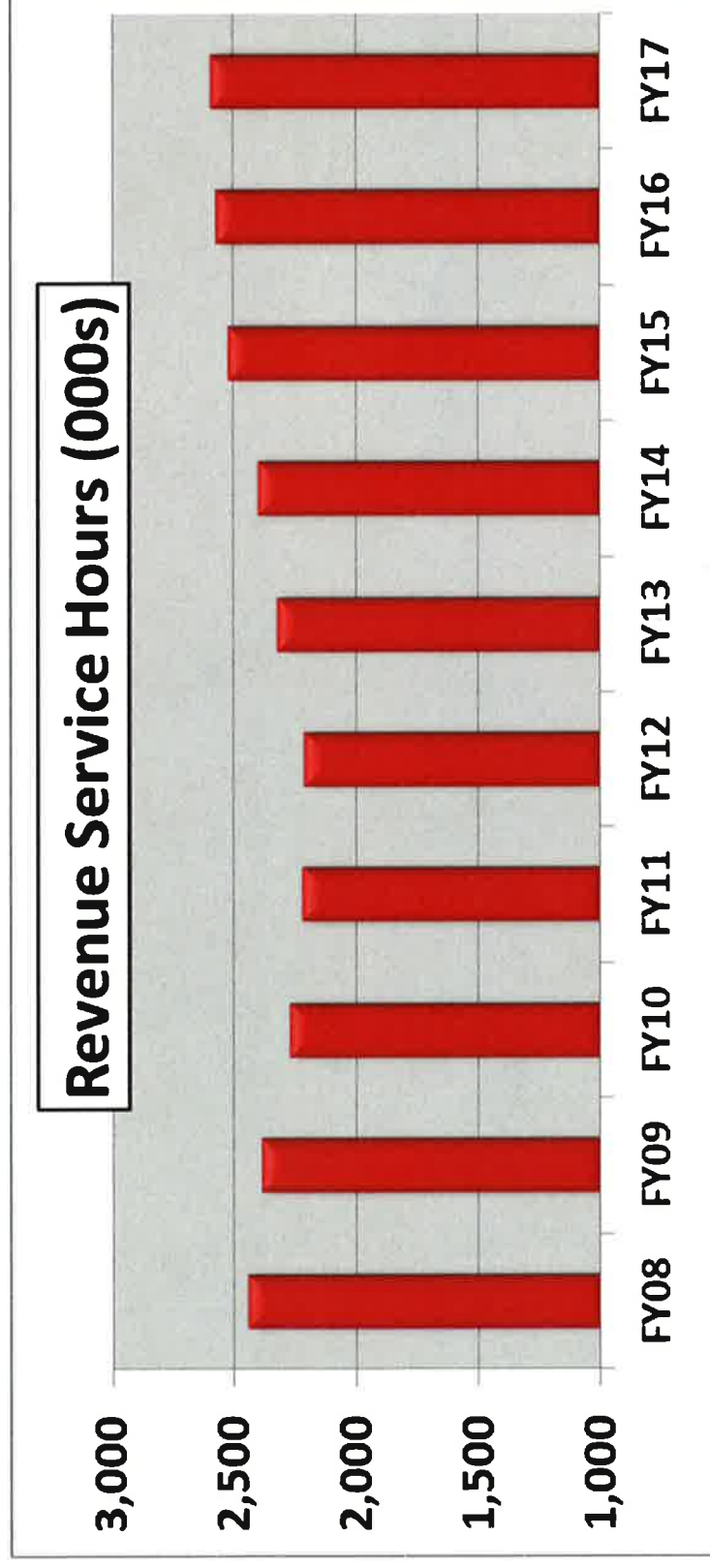
- Reserves relate to SD&AE and Taxicab Admin self funded activities
- Excludes Lease-Leaseback revenues in FY16 Amended



Fiscal Year 2017 Operating Budget

Assumptions - Service Levels

- Stable fixed route service levels
- ADA Paratransit service projected to grow by 8%
 - Averaging 10% growth in revenue hours from FY13 - FY16



Fiscal Year 2017 Operating Budget

Expense Assumptions - Personnel

- Personnel costs increasing by \$6.8M (5.5%)
- Wages increasing by \$2.5M (3.3%)
 - Headcount increasing by 5.5 Full Time Equivalents (FTEs)
 - LRV Maintenance increasing by 2 FTEs (Assistant Lineman)
 - Finance increasing by 2 FTEs (Staff Accountant, Accounting Assistant)
 - Procurement increasing by 2 FTEs (Director of Procurement and Stores, Procurement Specialist)
 - Planning is reducing one part-time Ride Checker position
- Management Employees
 - Merit pool assumed at 3.5%
 - Pension contribution increases from 7% to 8% in January 2017
 - Performance Improvement Program, 1.5% pool, at CEO's discretion
 - Salary grade ranges unchanged (adjusted with FY16 Amendment)



Fiscal Year 2017 Operating Budget

Expense Assumptions - Personnel continued

- Total pension plan costs increasing by \$2.9M (18.4%)
 - Employee pension contributions continue to increase
 - \$5.3M of gross pension costs in FY17 (21.5% of gross costs)
 - San Diego Transit Pension plan net cost increasing by \$2.7M (25%)
 - An experience study is performed every five years
 - Analyzes demographic and economic assumptions to ensure the actuarial valuation is based on sound assumptions
- Major recommended assumption changes approved by the BDC:
 - Adopt new actuary standard and incorporate generational mortality improvements into the plan (\$1.9M impact)
 - » A person that turns 65 in 2026 will live longer than a person that turns 65 in 2016
 - Reduce assumed return on investment from 7.5% to 7.0% (\$1.3M impact)
 - Other actuarial changes reduce contribution by \$460K



Fiscal Year 2017 Operating Budget

Expense Assumptions - Personnel continued

- CalPERS pension plan costs increasing by \$208K (4.2%)
 - San Diego Trolley CalPERS plan rate increasing by 5.7%
 - Management CalPERS plans rate increasing by 6.3%
- Year over year pension cost comparison:

(\$000s)	FY 2016		FY 2017		Var.	
	Amended		Proposed		\$	%
SDTC	\$ 10,800		\$ 13,493		\$ 2,693	24.9%
CalPERS-SDTI	2,193		2,284		91	4.1%
CalPERS-Mgmt	2,720		2,837		117	4.3%
Total	\$ 15,713		\$ 18,614		\$ 2,901	18.5%

- Health and Welfare costs increasing by \$854K (5.8%)
 - Employer rates for bargaining unit employees increasing by 5%
 - Anticipate a 6% increase to insurance rates, typically shared by Employees



Fiscal Year 2017 Operating Budget

Expense Assumptions - Purchased Transportation

- Purchased Transportation increasing by \$2.1M (3.1%)
 - Fixed Route Contract - TransDev (formerly Veolia)
 - Operate South Bay and East County Divisions
 - Base contract expires June 2021, 6 option years
 - Minibus Contract - First Transit
 - Operates out of the Copley Park Division
 - Base contract expires June 2016, 1st of 5 option years
 - ADA Paratransit Contract - First Transit
 - Operates out of the Copley Park Division
 - Base contract expired June 2015, 2nd of 4 option years
 - Service levels growing by 8%, \$1.0M increase in cost

Service	Cost per		Miles/ Hours	FY16		FY17	
	revenue	Rate		Rate	Rate	Change	Change
Fixed Route	Mile	9.2M	\$5.11	\$5.23		2.3%	
Minibus	Hour	95K	38.95	40.07		2.9%	
ADA Paratransit	Hour	262K	50.79	52.62		3.6%	



Fiscal Year 2017 Operating Budget

Expense Assumptions - Energy

- Electricity Costs - Increasing by \$834K (6.4%)
 - Traction power and facility electric
 - Three components
 - Transmission/demand - SDG&E rates
 - Electricity commodity - Market index rates - Noble Americas is MTS's Direct Access service provider
 - Electricity Usage (Kilowatt hours or kWh)

(Rail only)	FY15 Actual	FY16 Amended	FY17 Proposed	Var.
Rate (per kWh)				
SDG&E	\$ 0.140	\$ 0.150	\$ 0.157	4.2%
Noble	0.052	0.049	0.051	4.4%
Total	\$ 0.192	\$ 0.199	\$ 0.208	4.2%
kWh (000s)	60,900	61,500	61,300	-0.3%
Cost (\$000s)	\$11,672	\$ 12,255	\$ 12,733	3.9%



Fiscal Year 2017 Operating Budget

Expense Assumptions - Energy

- Compressed Natural Gas - Increasing by \$538K (6.7%)
 - Higher volumes as East County diesel buses are replaced
 - Commodity prices projected to be flat
 - SDG&E Transmission costs continue to grow
 - \$.10 per therm in 2014 to \$.0.26 in April 2016
- Diesel/Gasoline - Decreasing by \$755K (-12.1%)
 - Crude oil prices bottomed out in FY16 (down 68% vs FY14)
 - Projecting rates to increase by 30% over the coming year
 - East County diesel volumes will drop substantially

Fuel Type	Unit of Measure	FY15 Actual	FY16 Amended	FY17 Projected	Change	Cost per \$0.01 Increase	Avg. Cost/ Mile
Diesel	Gallon	\$ 2.63	\$ 1.72	\$ 2.25	30.7%	\$ 3,000	\$ 0.68
Gasoline	Gallon	2.77	2.07	2.65	27.8%	15,100	0.46
CNG	Therm	0.87	0.84	0.90	7.1%	105,400	0.41
Electricity	kWh	0.195	0.199	0.208	4.2%	613,000	1.48



Fiscal Year 2017 Operating Budget Expense Assumptions - Continued

- Large number of projects within the FY17 operating budget

Projects List	FY17 Funding
LRV Overhaul Projects - Brakes, Camshafts	\$ 1,100,000
Track - Rail Grinding	350,000
Rail Facilities Projects:	
Building B & Taxi building upgrades	91,000
HVAC component replacement	43,000
LRV paint booth doors replacement	60,000
Rail Revenue - equipment replacement	75,000
Paratransit Facility Projects:	
Asphalt repairs and sealing	110,000
Paint bus wash wall	25,000
Marketing - interactive displays, new outreach campaigns	225,000
Planning - Transit Optimization Plan	250,000
Total	\$ 2,329,000



Fiscal Year 2017 Operating Budget Expense Projection (\$000s)

	FY 2016 Amended	FY 2017 Proposed	Var.	Var. %
Personnel Expenses	\$ 123,130	\$ 129,961	\$ (6,832)	-5.5%
Outside Services	94,011	96,421	(2,410)	-2.6%
Materials and Supplies	9,890	11,353	(1,464)	-14.8%
Energy	28,035	28,705	(670)	-2.4%
Risk Management	6,117	4,040	2,077	34.0%
Other	5,589	5,668	(79)	-1.4%
Total Expenses	\$ 266,772	\$ 276,149	\$ (9,377)	-3.5%

- Excludes Lease-Leaseback expenses in FY16 Amended
- Adjusting for the increased SDTC Pension contribution, expenses are growing by \$6.4M or 2.4%



Fiscal Year 2017 Operating Budget Consolidated Revenues less Expenses (\$000s)

	FY 2016 Amended	FY 2017 Proposed	Var.	Var. %
Operating Revenues	\$ 115,640	\$ 115,068	\$ (571)	-0.5%
Subsidy Revenues	155,139	161,056	5,917	3.8%
Reserve Revenues	(1,111)	25	1,136	-
Total Revenues	\$ 269,667	\$ 276,149	\$ 6,482	2.4%
Total Expenses	266,772	276,149	(9,377)	-3.5%
Revenues Less Expenses	\$ 2,895	\$ 0	\$ (2,895)	-

- Excludes Lease-Leaseback revenues and expenses in FY16 Amended
- Negative Reserve Revenue amounts due to contingency reserve balance being increased



Fiscal Year 2017 Operating Budget

5 Year Projection (\$000s)

	2017	2018	2019	2020	2021
	FY 2016	FY 2017	FY 2018	FY 2019	FY 2020
	Proposed	Projected	Projected	Projected	Projected
Operating Revenues	\$ 115,068	\$ 116,826	\$ 119,114	\$ 121,439	\$ 123,810
Recurring Subsidy Revenues	161,056	163,550	166,108	169,639	173,759
Total Recurring Revenues	\$ 276,124	\$ 280,376	\$ 285,222	\$ 291,078	\$ 297,569
Total Operating Expenses	276,149	281,553	289,719	298,121	306,766
Net Operating Deficit	\$ (25)	\$ (1,177)	\$ (4,497)	\$ (7,043)	\$ (9,197)
Non-recurring Subsidy Revenues	25	-	-	-	-
Total Revenues Less Expenses	\$ 0	\$ (1,177)	\$ (4,497)	\$ (7,043)	\$ (9,197)

Revenue Assumptions:

- Annual operating revenue growth of 1.8%
- TDA\Transnet grows by 2.5-4.0%
- Federal revenue remains flat
- STA revenue remains flat

Expense Assumptions:

- Today's level of service
- Annual expenses growth of 2.7%
- Pension actuary assumptions
- Purchased Transportation rates per contracts
- Energy rates projected using DOE data



Fiscal Year 2017 Operating Budget

On-going concerns

- **Economy**
 - Sales tax receipts growth is slowing - recession looming?
 - STA revenue
 - Passenger levels
- **State and local laws impacting operating expenses**
 - Minimum wage laws
 - Zero emission buses
- **Energy**
 - Rebound of commodity prices
 - SDG&E Rate growth on both Electricity and CNG
- **ADA Paratransit service levels continuing to grow**
- **Trolley capacity constraints**
- **Pension investment returns**



Fiscal Year 2017 Operating Budget Staff Recommendation

That the MTS Board of Directors:

1. Hold a public hearing, receive testimony, and review and comment on the FY 2017 budget information presented in this report; and
2. Enact Resolution No. 16-12 adopting the operating and capital budget for MTS and approving the operating budgets for San Diego Transit Corporation, San Diego Trolley, Inc., MTS Contract Services and the Coronado Ferry.





AGENDA ITEM NO.

25

REQUEST TO SPEAK FORM

ORDER REQUEST RECEIVED

1

PLEASE SUBMIT THIS COMPLETED FORM (AND YOUR WRITTEN STATEMENT)
TO THE CLERK OF THE BOARD PRIOR TO DISCUSSION OF YOUR ITEM

1. INSTRUCTIONS

This Request to Speak form must be filled out and submitted in advance of the discussion of your item to the Clerk of the Board (please attach any written statement to this form). Communications on hearings and agenda items are generally limited to three minutes per person unless the Board authorizes additional time; however, the Chairperson may limit comment to one or two minutes each if there are multiple requests to speak on a particular item. General public comments on items not on the agenda are limited to three minutes. Please be brief and to the point. No yielding of time is allowed. Subjects of previous hearings or agenda items may not again be addressed under General Public Comments.

(PLEASE PRINT)

DATE	5-12-16	LOUIS I PRUITT	
Name			
Address			
Telephone			
Organization Represented			
Subject of Your Remarks	Access buses for 60+		
Regarding Agenda Item No.			
Your Comments Present a Position of:	<input type="checkbox"/>	SUPPORT	<input type="checkbox"/> OPPOSITION

2. TESTIMONY AT NOTICED PUBLIC HEARINGS

At Public Hearings of the Board, persons wishing to speak shall be permitted to address the Board on any issue relevant to the subject of the Hearing.

3. DISCUSSION OF AGENDA ITEMS

The Chairman may permit any member of the public to address the Board on any issue relevant to a particular agenda item.

4. GENERAL PUBLIC COMMENTS ON MATTERS NOT ON THE AGENDA

Public comment on matters not on the agenda will be limited to five speakers with three minutes each, under the Public Comment Agenda Item. Additional speakers will be heard at the end of the Board's Agenda.

NOTE: Subjects of previous hearings or agenda items may not again be addressed under General Public Comments.



AGENDA ITEM NO.

25

REQUEST TO SPEAK FORM

ORDER REQUEST RECEIVED

2

PLEASE SUBMIT THIS COMPLETED FORM (AND YOUR WRITTEN STATEMENT)
TO THE CLERK OF THE BOARD PRIOR TO DISCUSSION OF YOUR ITEM

1. INSTRUCTIONS

This Request to Speak form must be filled out and submitted in advance of the discussion of your item to the Clerk of the Board (please attach any written statement to this form). Communications on hearings and agenda items are generally limited to three minutes per person unless the Board authorizes additional time; however, the Chairperson may limit comment to one or two minutes each if there are multiple requests to speak on a particular item. General public comments on items not on the agenda are limited to three minutes. Please be brief and to the point. No yielding of time is allowed. Subjects of previous hearings or agenda items may not again be addressed under General Public Comments.

(PLEASE PRINT)

DATE	5-12-16		
Name	Lorraine M. Leighton		
Address	1034 MAGAVIA AVE E.P. CA 92008		
Telephone	0		
Organization Represented	Disabled Public		
Subject of Your Remarks	Comment on having Eptw Bus (diesel) in case of BLACK OUT.		
Regarding Agenda Item No.			
Your Comments Present a Position of:	<input type="checkbox"/>	<input checked="" type="checkbox"/> SUPPORT	<input type="checkbox"/> OPPOSITION

2. TESTIMONY AT NOTICED PUBLIC HEARINGS

At Public Hearings of the Board, persons wishing to speak shall be permitted to address the Board on any issue relevant to the subject of the Hearing.

3. DISCUSSION OF AGENDA ITEMS

The Chairman may permit any member of the public to address the Board on any issue relevant to a particular agenda item.

4. GENERAL PUBLIC COMMENTS ON MATTERS NOT ON THE AGENDA

Public comment on matters not on the agenda will be limited to five speakers with three minutes each, under the Public Comment Agenda Item. Additional speakers will be heard at the end of the Board's Agenda.

NOTE: Subjects of previous hearings or agenda items may not again be addressed under General Public Comments.



1255 Imperial Avenue, Suite 1000
San Diego, CA 92101-7490
(619) 231-1466 • FAX (619) 234-3407

Agenda Item No. 45

MEETING OF THE SAN DIEGO METROPOLITAN TRANSIT SYSTEM BOARD OF DIRECTORS

May 12, 2016

SUBJECT:

ANNUAL SECURITY REPORT – JANUARY 2015 THROUGH DECEMBER 2015
(MANNY GUADERRAMA)

INFORMATIONAL ITEM

Budget Impact

None.

DISCUSSION:

This annual security report covers the period from January 1, 2015 through December 31, 2015. Topics to be discussed will be the crime statistics for the calendar year, information regarding security and enforcement, and changes and improvements to Transit Enforcement operations.

Crime statistics concerning the transit system have traditionally been compiled by staff based on reports generated by security personnel and Code Compliance Inspectors, and augmented by reports from local law enforcement jurisdictions. For the first time in reporting crime statistics, the Transit Enforcement staff utilized the Automated Regional Justice Information System (ARJIS) database to obtain and identify Part I crimes that were possibly transit related. All municipal law enforcement agencies in the county, along with the Sheriff's Office, report their crime data to ARJIS. Once a crime is identified as possibly transit related, crime reports were obtained and reviewed to determine if there was a nexus to MTS. The staff report will include the results of this data analysis.



Paul C. Jablonski
Chief Executive Officer

Key Staff Contact: Sharon Cooney, 619.557.4513, Sharon.Cooney@sdmts.com



1255 Imperial Avenue, Suite 1000, San Diego, CA 92101-7490 • (619) 231-1466 • www.sdmts.com

Metropolitan Transit System (MTS) is a California public agency comprised of San Diego Transit Corp., San Diego Trolley, Inc. and San Diego and Arizona Eastern Railway Company (nonprofit public benefit corporations). MTS is the taxicab administrator for seven cities.

MTS member agencies include the cities of Chula Vista, Coronado, El Cajon, Imperial Beach, La Mesa, Lemon Grove, National City, Poway, San Diego, Santee, and the County of San Diego.

Year-End Security Report 2015

Manny Guaderrama
Chief of Police

May 12, 2016



1



INTRODUCTION Transit Enforcement Components

Code Compliance Inspectors

- 34 Personnel
- Public Officers with Powers of Arrest

Contract Security Officers - Transit Systems Security

- 175 Personnel
- Private Person's arrest – 837 PC

Joint Agency Task Force (JATF)

- A six person team of police officers (one sergeant and five officers) from five different law enforcement agencies



2



2015 Part I Reported Crimes: Trolley

Part I Reports	Total Number
Homicide	0
Rape	3*
Robbery	53
Aggravated Assault	58
Burglary	2
Larceny/Theft	54
Motor Vehicle Theft	74
Arson	1
Total	245

*All three cases were either unfounded or not MTS related by investigating law enforcement agency.

Data gathered from [ARJIS](#)



3



Part I Reported Crimes: Trolley

ARJIS Data vs. MTS Response

ARJIS Data

Part I Crimes	Total Number
Homicide	0
Rape	3
Robbery	53
Aggravated Assault	58
Burglary	2
Larceny/Theft	54
Motor Vehicle Theft	74
Arson	1

Totals: 245

MTS Response Data

Part I Crimes	Total Number
Homicide	0
Rape	1
Robbery	17
Aggravated Assault	32
Burglary	2
Larceny/Theft	62
Motor Vehicle Theft	11
Arson	1

126



4



Part I Reported Crime Comparison: Trolley

MTS and Los Angeles Metro - January through December 2015

	MTS	Los Angeles
Ridership	40,739,185	107,064,065
Incidents per 100,000	0.60	1.13
<u>Against Persons</u>		
Homicide	0	2
Rape	3	3
Robbery	53	267
Agg. Assault	58	218
Subtotal	114	490
<u>Against Property</u>		
Burglary	2	4
Theft	54	591
MV Theft	74	119
Arson	1	6
Subtotal	131	720
Total Part I Incidents	245	1,210



5



MTS Response to Part II Crimes: Trolley

Part II Incidents	Arrests	Trolley Onboard
Drunkenness	219	41
Drug Abuse Violation	168	19
Disorderly Conduct	141	50
Other Assaults	115	57
Vandalism	53	75
Sex Offenses	2	4
Totals	698	246



6



Calls for Service: Bus

Division Calls for Service

- MTS Bus 314
- TransDev E. County Division 39
- TransDev S. Bay Division 168
- Total: 511

Top Three Call Types:

- Disturbance Calls 358
- Vandalism 38
- Assaults 64



7



MTS Response to Part I Crimes: Bus

Part I Crimes	Total Cases	Bus Onboard	Arrests
Homicide	0	0	0
Rape	0	0	0
Robbery	9	5	1
Aggravated Assault	13	10	8
Burglary	1	0	0
Larceny/Theft	16	11	0
Motor Vehicle Theft	2	N/A	0
Arson	0	0	0
Totals	41	26	9



8



MTS Response to Part II Crimes: Bus

Part II Incidents	Arrests	Bus Onboard
Drunkenness	39	12
Drug Related Offenses	9	2
Disorderly Conduct	5	10
Other Assaults	13	33
Vandalism	10	68
Sex Offenses	1	2
Totals	77	127



9



Assaults

- MTS responded to 301 assaults (Part I and Part II) on both trolley and bus
 - 143 of those assaults were on MTS employees (Security Officers, Code Compliance Inspectors, and Bus and Trolley Personnel)



10



SECURITY & ENFORCEMENT



11



Joint Agency Task Force - JATF

First Year Impacts: 2-17-2015 to 2-16-2016

- Felony Arrests: 182
- Misdemeanor Arrests: 498
- Misdemeanor Cites: 83
- Infraction Cites: 2,016
- Field Interviews: 1,883
- 4th Waiver searches: 998 (Parole/Probation/AB109)
- Detentions: 22 (5150, Run away juvenile, etc.)



12



JATF – MTS Partnership

Additional Impacts (February 17, 2015 to February 16, 2016)

Weapons Recovered: Seven replica firearms, 21 knives, three daggers, three cans pepper spray, survival axe, slung shot, two sparring swords, gas mask

Narcotics Seized: Ambien, cocaine, ecstasy, hash, heroin (tar and white), ketamine, marijuana, methadone, methamphetamine, morphine, Oxycodone, spice, Temazepam, Tramadol, Valium, Vicodin, Xanax

Burglary Tools Seized: Bolt cutters, cable cutters, glass etchers, pry bars, spring-loaded punches

Documented Gang Members contacted: 211

DHS/JTTF “Person of Interest” Hits: 31 DHS hits, 1 JTTF hit

Registered Sex Offenders Contacted (Since October 2015): 33 contacted or arrested



13



Fare Inspections and Citations

There was a 12% Increase in fare inspections and a 13% increase in citations issued in 2015:

Fare Inspections	2015	2014
	6,853,539	6,139,857
Citations	18,564	16,463

The top three violations for 2015 are as follows:

Fare Evasion	15,267 (2.2% Fare Evasion Rate)
Smoking	1,019
Failure to Comply	493



14



Special Enforcement Details

Fare Evasion Rate: Trolley

- 19 Special Enforcement Details
 - Patrons Inspected 90,974
 - Fare Violations 2,498
 - Fare Evasion Rate 2.75%



15



SDM Inspections

		Total Riders Inspected	Total SDMs Inspected	SDM % of Ridership	Violation Rate
SDM Pilot Program - Bus	11-24-14 to 12-15-14	9,931	4,324	43.5%	3.31%
SDM Inspection Program - Bus	7-01-15 to 12-31-15	42,953	15,358	36%	0.9%
SDM Inspection Program - Trolley	7-01-15 to 12-31-15	3,981,996	471,396	12%	.5%



16



Quality of Life – Transient Encampment Details

Twenty-six details were conducted in CY 2015 to address illegal lodging and other nuisance quality-of-life concerns on MTS properties. The following are the results:

- Trespassing – 98
- Loitering – 95
- No Fare – 303
- Drug/Paraphernalia – 31
- Quality of Life* - 73
- *Includes smoking, alcohol violations and unruly conduct.



17

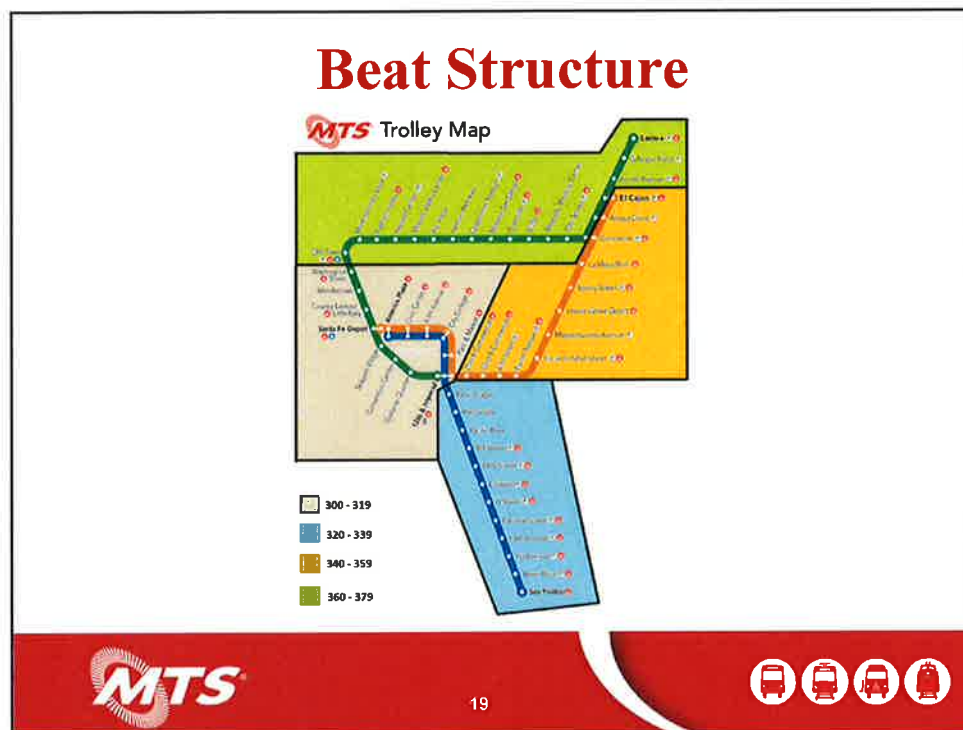


Operational Changes & Improvements



18





Training

- Two-week Law Enforcement Supervisor's Course
 - Full-time Supervisors
- Two-day Leadership Course
 - Auxiliary Supervisors
- Forty-hour FTO School for all Training Officers
- Laws of Arrest (832 PC) Certification
- One-day Terrorism Threat Awareness Training
 - All CCIs
- ARJIS Training for Professional Staff
- Bi-monthly Workplace Safety Training
- First-Aid / CPR Training For All Uniformed Employees

20

Future Training - 2016

- Legal Update
 - Use of Force, Search & Seizure, Scope of Authority
- De-escalation Training
- Defensive Tactics
- Incident Command System Training (FEMA - online)



21



Security Contract

Transit Systems Security

- New Contract Effective July 1, 2016
- 194 Officers (up from 175)
 - Green Line Eagle Team
- Body Cameras for Security Officers
- Increased Supervision
 - Training Sergeant for Each Watch
- Increased Training Hours for New Hires
 - From 160 to 200



22



Future Strategies

- Efficient Deployment of Resources
 - ARJIS
 - Currently accessing
 - Crime mapping
 - Data entry in 2016
- SDPD – CRMS
- Researching a Passenger Suspension Program
- Funding Opportunities for JATF



23



End of Presentation

Questions?



24





1255 Imperial Avenue, Suite 1000
San Diego, CA 92101-7490
(619) 231-1466 • FAX (619) 234-3407

Agenda Item No. 61

Chief Executive Officer's Report

May 12, 2016

In accordance with Board Policy No. 52, Procurement of Goods and Services, attached are listings of contracts, purchase orders, and work orders that have been approved within the CEO's authority (up to and including \$100,000) for the period April 6, 2016 through May 3, 2016.

*Please note additional reporting of purchase orders that is now possible with the new SAP Enterprise Resource Planning system.



EXPENSE CONTRACTS

Doc #	Organization	Subject	Amount	Day
G1879.0-16	SKYHAWK INDUSTRIES	COURIER SERVICE OFR 3 YEARS	\$56,394.00	4/7/2016
PWL201.0-16	PARADIGM MECHANICAL	PAINT BOOTH VENTILATION UPGRADES	\$78,535.00	4/7/2016
PWL188.0-16	SOUTHCOAST HEATING & AIR COND	HVAC REPLACEMENT & INSTALLATION	\$61,008.24	4/21/2016
PWB181.2-16	CONAN CONSTRUCTION	IAD CREW REMODEL	\$3,736.24	4/22/2016
G1903.0-16	DEPARTMENT OF GENERAL SERVICES	MTS TAXICAB ADM APPEAL HEARINGS	\$48,000.00	4/27/2016
B0602.1-13	ARC OF SAN DIEGO	MINIMUM WAGE INCREASE PER STATE	\$84,999.45	5/3/2016
G1500.3-13	APPLIED TRUST	CYBER SECURITY ASSESSMENT CONSULTING	\$4,800.00	5/3/2016
PWG196.3-16	GRAHOVAC CONSTRUCTION	TRANSIT STORE RELOCATION	\$590.04	5/3/2016
PWG196.4-16	GRAHOVAC CONSTRUCTION	TRANSIT STORE RELOCATION	\$2,352.20	5/3/2016
PWG196.5-16	GRAHOVAC CONSTRUCTION	TRANSIT STORE RELOCATION	\$3,321.49	5/3/2016

REVENUE CONTRACTS & MOUS

Doc #	Organization	Subject	Amount	Day
L5774.0-15	BOSA DEVELOPMENT	32 STORY RESIDENTIAL TOWER KETTNER & WES	\$0.00	4/6/2016
S20014596.1	FLATIRON	SOUTH LINE FREIGHT IMPROVEMENTS	\$0.00	4/6/2016
L1303.0-16	GRAND FONDO CYCLING TOURS, INC	ROE - HAWTHORN STREET 4/10/2016	\$750.00	4/7/2016
G1540.3-13	EVANS HOTELS	COMPASS CARD - ECO PASS FY 17	\$68,891.20	4/11/2016
L6700.5-14	FLATIRON	JROE - SORRENTO VALLEY DOUBLE TRACK	\$0.00	4/13/2016
G1404.1-12	SANDAG	DBE CONSULTING SERVICES W/ GCAP	\$80,000.00	4/18/2016
G1683.3-14	US DISTRICT COURT SOUTHERN DIS	COMPASS CARD EMPLOYER	\$0.00	4/19/2016
G1904.0-16	BALBOA PARK CONSERVANCY	PARTNERSHIP BALBOA PARK EVENTS	\$0.00	4/19/2016
L6727.0-16	SDGE	JROE PERMIT - MID COAST CORRIDOR	\$750.00	4/19/2016
G1857.0-16	FIRST TRANSIT (FT)	2008 MINI AND SVCC COACH # 3425	\$7,500.00	4/20/2016
G1882.0-16	FIRST TRANSIT (FT)	2012 PARATRANSIT COACH # 3723	\$10,000.00	4/20/2016
L6700.4-14	FLATIRON	JROE - CAMERA INSTALLATIONS	\$0.00	4/20/2016
G1900.0-16	US NAVY	BAY BRIDGE RUN FROM DOWNTOWN TO CORONADO	\$0.00	4/22/2016
G1907.0-16	SAN DIEGO SYMPHONY	SUMMER NIGHTS CONCERTS	\$0.00	4/22/2016
L1304.0-16	A.M. ORTEGA CONSTRUCTION	DROE - SDGE FACILITIES WITHIN RAILROAD	\$1,500.00	5/2/2016
L1310.0-16	GREEN CLEAN SERVICES	ROE - WINDOW WASHING N THE MILLS BLDG	\$0.00	5/2/2016
L1311.0-16	CLEAR CHANNEL OUTDOOR	ROE- REMOVE 8TH STREET STATION BILLBOARD	\$2,250.00	5/2/2016
L1308.0-16	F11 SAN DIEGO APARTMENTS	ROE - NORTHWEST CORNER OF PARK BLVD & F	\$2,500.00	5/3/2016

REVENUE CONTRACTS & MOUS					
Doc #	Organization	Subject	Amount	Day	
G1050.3-07	FAIRFIELD GROSSMONT TROLLEY	GROUND LEASE - GROSSMONT	\$0.00	5/3/2016	
G1583.3-13	SD MARRIOTT HOTEL & MARINA	ECO PASS RENEWAL F17	\$70,027.20	5/3/2016	
G1914.0-16	UCSD	RAPID 237 PROMOTION	\$0.00	5/3/2016	
L5786.0-16	MC CARTHY BUILDING COMPANIES	ROE - LITTLE ITALY STATION/COUNTY PARKIN	\$0.00	5/3/2016	
L6700.6-14	FLATIRON	JROE - SORRENTO VALLEY	\$0.00	5/3/2016	

WORK ORDERS					
Doc #	Organization	Subject	Amount	Day	
G0930.17-04.57	SANDAG	UTC TRANSIT CENTER	(\$23,040.00)	4/11/2016	
G1493.0-13.23	KIMLEY-HORN & ASSOCIATES	COPLEY PARK DIVISION	\$0.00	4/12/2016	
G1493.0-13.23.01	KIMLEY-HORN & ASSOCIATES	COPLEY PARK DIVISION DRAINAGE IMPRO	\$2,600.00	4/12/2016	
G0930.18-1-04	NCTD	ADDENDUM 18 - COOPERATIVE WORK EFFO	\$0.00	4/22/2016	
G1493.0-13.18.01	KIMLEY HORN & ASSOCIATES	OTTTC WEST IMPROVEMENTS	\$0.00	5/3/2016	

Purchase Orders				
PO Number	Date	Organization	Subject	Amount
4400000009	4/6/2016	W.W. Grainger Inc	F150-DOORS, OVERHEAD	134.58
4400000010	4/11/2016	W.W. Grainger Inc	T110-TRACK, RAIL	192.08
4400000011	4/15/2016	Mcmaster-Carr Supply Co	B250-BUS REPAIR PARTS	35.54
4400000012	4/15/2016	Kaman Industrial Technologies	B250-BUS REPAIR PARTS	641.21
4400000013	4/18/2016	W.W. Grainger Inc	F150-DOORS, OVERHEAD	112.88
4400000014	4/18/2016	W.W. Grainger Inc	F150-DOORS, OVERHEAD	60.94
4400000015	4/18/2016	Mcmaster-Carr Supply Co	G170-LUBRICANTS	244.21
4400000016	4/21/2016	W.W. Grainger Inc	B250-BUS REPAIR PARTS	235.44
4400000017	4/21/2016	W.W. Grainger Inc	F130-VEH HOISTS, JACKS	47.17
4400000018	4/21/2016	W.W. Grainger Inc	B250-BUS REPAIR PARTS	127.32
4400000019	4/22/2016	W.W. Grainger Inc	F110-SHOP/BLDG MACHINERY	124.87
4400000020	4/22/2016	W.W. Grainger Inc	B250-BUS REPAIR PARTS	175.17
4400000021	4/25/2016	W.W. Grainger Inc	B250-BUS REPAIR PARTS	93.13
4400000022	4/26/2016	W.W. Grainger Inc	F110-SHOP/BLDG MACHINERY	12.71
4400000023	4/26/2016	W.W. Grainger Inc	F130-VEH HOISTS, JACKS	9.76
4400000024	4/28/2016	W.W. Grainger Inc	F160-BLDG HVAC EQUIP	37.98
4400000025	4/28/2016	W.W. Grainger Inc	F130-VEH HOISTS, JACKS	164.78
4400000026	4/28/2016	Mcmaster-Carr Supply Co	B250-BUS REPAIR PARTS	1,075.37
4400000027	5/2/2016	W.W. Grainger Inc	F150-DOORS, OVERHEAD	47.62
4400000028	5/2/2016	W.W. Grainger Inc	G130-SHOP TOOLS	245.92
4500003577	4/6/2016	Cummins Pacific LLC	B140-BUS CHASSIS	6,420.47
4500003579	4/6/2016	Southcoast Heating & Air	F110-SHOP/BLDG MACHINERY	279.00
4500003580	4/6/2016	Kidde Technologies Inc	B200-BUS PWR TRAIN EQUIP	3,647.58
4500003581	4/6/2016	Dell Marketing LP	I110-INFORMATION TECH	2,613.36
4500003582	4/6/2016	Steven Timme	G110-BUS/TROLLEY SIGNAGE	403.96
4500003583	4/6/2016	Merrimac Petroleum Inc	A120-AUTO/TRUCK GASOLINE	18,766.96
4500003584	4/6/2016	New Flyer Industries Canada ULC	P190-REV VEHICLE REPAIRS	1,392.25
4500003585	4/6/2016	Supreme Oil Company	A120-AUTO/TRUCK GASOLINE	1,830.64
4500003586	4/6/2016	CDW LLC	I110-INFORMATION TECH	2,244.87
4500003587	4/7/2016	Mohawk Mfg & Supply Co	B140-BUS CHASSIS	340.00
4500003588	4/7/2016	W.W. Grainger Inc	G140-SHOP SUPPLIES	26.59
4500003589	4/7/2016	Gillig LLC	B250-BUS REPAIR PARTS	1,458.00
4500003590	4/7/2016	New Flyer Industries Canada ULC	B250-BUS REPAIR PARTS	169.04
4500003591	4/7/2016	Gillig LLC	B250-BUS REPAIR PARTS	282.75
4500003592	4/7/2016	W.W. Grainger Inc	F110-SHOP/BLDG MACHINERY	186.14
4500003593	4/7/2016	Mcmaster-Carr Supply Co	G140-SHOP SUPPLIES	244.21
4500003594	4/7/2016	Gillig LLC	P190-REV VEHICLE REPAIRS	706.87
4500003595	4/7/2016	Charter Industrial Supply Inc	P190-REV VEHICLE REPAIRS	117.17
4500003596	4/7/2016	Cummins Pacific LLC	P190-REV VEHICLE REPAIRS	110.06
4500003597	4/7/2016	New Flyer Industries Canada ULC	B140-BUS CHASSIS	1,768.89
4500003598	4/7/2016	R.S. Hughes Co Inc	G140-SHOP SUPPLIES	921.23
4500003599	4/7/2016	Pagano & Tyler Enterprises, Inc.	G230-PRINTED MATERIALS	1,156.68
4500003600	4/7/2016	Brown & Bigelow Inc	G250-NOVELTIES & AWARDS	3,521.00
4500003601	4/7/2016	A.O. Reed & Co	P110-BLDG MAINTENANCE	580.00
4500003602	4/7/2016	Cummins Pacific LLC	B130-BUS BODY	1,389.30
4500003603	4/7/2016	Vinyard Doors	P110-BLDG MAINTENANCE	218.00
4500003604	4/7/2016	Staples Contract & Commercial Inc	G200-OFFICE SUPPLIES	409.10
4500003605	4/7/2016	Cummins Pacific LLC	B200-BUS PWR TRAIN EQUIP	1,413.02
4500003606	4/7/2016	Daktronics Inc	G110-BUS/TROLLEY SIGNAGE	89,188.16
4500003607	4/7/2016	Gillig LLC	B160-BUS ELECTRICAL	596.16
4500003608	4/7/2016	New Flyer Industries Canada ULC	P190-REV VEHICLE REPAIRS	211.02
4500003609	4/7/2016	New Flyer Industries Canada ULC	B120-BUS MECHANICAL PARTS	780.76
4500003610	4/7/2016	Cummins Pacific LLC	B200-BUS PWR TRAIN EQUIP	790.92
4500003611	4/7/2016	Kidde Technologies Inc	B200-BUS PWR TRAIN EQUIP	742.98
4500003612	4/7/2016	Harbor Diesel & Equipment	B200-BUS PWR TRAIN EQUIP	242.68
4500003614	4/7/2016	Siemens Industry Inc	R160-RAIL/LRV ELECTRICAL	298.08
4500003615	4/7/2016	Advertising Concepts Inc	G250-NOVELTIES & AWARDS	3,942.00
4500003616	4/7/2016	Supreme Oil Company	B180-BUS DIESEL	16,589.65

Purchase Orders				
PO Number	Date	Organization	Subject	Amount
4500003617	4/7/2016	Siemens Industry Inc	R160-RAIL/LRV ELECTRICAL	23,852.88
4500003618	4/7/2016	Supreme Oil Company	A120-AUTO/TRUCK GASOLINE	1,836.80
4500003619	4/7/2016	Dell Marketing LP	I110-INFORMATION TECH	8,344.12
4500003620	4/7/2016	Cubic Transportation Systems	R160-RAIL/LRV ELECTRICAL	2,025.00
4500003621	4/7/2016	NMS Management Inc	P150-MAINT. CLEANING	242.89
4500003622	4/7/2016	General Auto Repair	A140-AUTO/TRUCK REPAIR	232.54
4500003623	4/7/2016	OneSource Distributors, LLC	G140-SHOP SUPPLIES	2,248.65
4500003624	4/7/2016	Controlled Motion Solutions Inc	G130-SHOP TOOLS	918.85
4500003625	4/8/2016	Cubic Transportation Systems	B190-BUS FARE EQUIP	2,430.00
4500003626	4/8/2016	New Flyer Industries Canada ULC	B130-BUS BODY	658.29
4500003627	4/8/2016	Schunk Graphite Technology LLC	R190-RAIL/LRV PANTOGRAPH	1,684.80
4500003628	4/8/2016	Home Depot USA Inc	G130-SHOP TOOLS	192.92
4500003629	4/8/2016	Zep Vehicle Care Inc	G180-JANITORIAL SUPPLIES	1,045.02
4500003630	4/8/2016	Charter Industrial Supply Inc	B120-BUS MECHANICAL PARTS	336.70
4500003631	4/8/2016	Wetmore's	B140-BUS CHASSIS	6,998.29
4500003632	4/8/2016	Mohawk Mfg & Supply Co	B200-BUS PWR TRAIN EQUIP	166.21
4500003633	4/8/2016	Muncie Transit Supply	B130-BUS BODY	126.85
4500003634	4/8/2016	Jeyco Products Inc	G130-SHOP TOOLS	205.52
4500003635	4/8/2016	New Flyer Industries Canada ULC	B200-BUS PWR TRAIN EQUIP	299.27
4500003636	4/8/2016	W.W. Grainger Inc	F110-SHOP/BLDG MACHINERY	112.19
4500003637	4/8/2016	Cummins Pacific LLC	B200-BUS PWR TRAIN EQUIP	2,881.33
4500003638	4/8/2016	Vinyard Doors	P120-BLDG/FACILITY REPRS	748.00
4500003639	4/8/2016	TK Services Inc	B110-BUS HVAC SYSTEMS	285.74
4500003640	4/8/2016	Miramar Ford Truck Sales Inc	B200-BUS PWR TRAIN EQUIP	835.35
4500003641	4/8/2016	Muncie Transit Supply	B200-BUS PWR TRAIN EQUIP	603.24
4500003642	4/8/2016	Denlo Inc	G140-SHOP SUPPLIES	273.03
4500003643	4/8/2016	NABI Parts LLC	B130-BUS BODY	319.89
4500003644	4/8/2016	Neopart	B130-BUS BODY	811.63
4500003645	4/8/2016	Daniels Tire Service	G120-SECURITY	38.32
4500003646	4/8/2016	Muncie Transit Supply	B200-BUS PWR TRAIN EQUIP	459.60
4500003647	4/8/2016	P & R Paper Supply Company Inc	G180-JANITORIAL SUPPLIES	101.67
4500003648	4/8/2016	Golden State Supply LLC	G140-SHOP SUPPLIES	23.33
4500003649	4/8/2016	Airgas USA LLC	G140-SHOP SUPPLIES	45.61
4500003650	4/8/2016	Siemens Industry Inc	R140-RAIL/LRV DOORS/RAMP	5,307.12
4500003651	4/8/2016	Tri-Signal Integration Inc	P260-TESTING & ANALYSIS	20,228.50
4500003652	4/8/2016	New Flyer Industries Canada ULC	B200-BUS PWR TRAIN EQUIP	361.02
4500003653	4/8/2016	AxleTech LLC	B140-BUS CHASSIS	845.22
4500003654	4/8/2016	4One LLC	B130-BUS BODY	371.52
4500003655	4/8/2016	Delphin Computer Supply	G200-OFFICE SUPPLIES	533.02
4500003656	4/8/2016	Cummins Pacific LLC	B200-BUS PWR TRAIN EQUIP	1,356.52
4500003657	4/8/2016	Industrial Maintenance Supply LLC	G130-SHOP TOOLS	394.30
4500003658	4/8/2016	Merrimac Petroleum Inc	A120-AUTO/TRUCK GASOLINE	20,018.45
4500003659	4/8/2016	Paradigm Mechanical Corp	F120-BUS/LRV PAINT BOOTHS	78,535.00
4500003660	4/8/2016	Soco Group Inc	A120-AUTO/TRUCK GASOLINE	3,685.94
4500003661	4/11/2016	New Flyer Industries Canada ULC	B150-BUS COMM EQUIP.	6,390.50
4500003662	4/11/2016	New Flyer Industries Canada ULC	B130-BUS BODY	298.56
4500003663	4/11/2016	New Flyer Industries Canada ULC	B140-BUS CHASSIS	74.88
4500003664	4/11/2016	New Flyer Industries Canada ULC	B130-BUS BODY	955.08
4500003665	4/11/2016	Mohawk Mfg & Supply Co	B140-BUS CHASSIS	597.76
4500003666	4/11/2016	Freeby Signs	P190-REV VEHICLE REPAIRS	507.64
4500003667	4/11/2016	Kiel NA LLC	P190-REV VEHICLE REPAIRS	259.20
4500003668	4/11/2016	Kiel NA LLC	P190-REV VEHICLE REPAIRS	740.01
4500003669	4/11/2016	Mak Cleaners Inc	P330-UNIFORM RENT/CLEAN	280.00
4500003670	4/11/2016	New Flyer Industries Canada ULC	P190-REV VEHICLE REPAIRS	194.53
4500003671	4/11/2016	Ahlee Backflow Service	F110-SHOP/BLDG MACHINERY	130.00
4500003672	4/11/2016	Allied Refrigeration Inc	P190-REV VEHICLE REPAIRS	1,509.84
4500003673	4/11/2016	Trentman Corporation	F110-SHOP/BLDG MACHINERY	62.11
4500003674	4/11/2016	General Auto Repair	P210-NON-REV VEH REPAIRS	2,313.04

Purchase Orders				
PO Number	Date	Organization	Subject	Amount
4500003675	4/11/2016	New Flyer Industries Canada ULC	B130-BUS BODY	877.08
4500003676	4/11/2016	Mckowski's Maintenance Systems	P290-LANDSCAPING SERVICES	75.00
4500003677	4/11/2016	New Flyer Industries Canada ULC	B140-BUS CHASSIS	2,242.30
4500003678	4/11/2016	Pressnet Express Inc	G230-PRINTED MATERIALS	885.60
4500003679	4/11/2016	New Flyer Industries Canada ULC	B130-BUS BODY	2,395.36
4500003680	4/11/2016	New Flyer Industries Canada ULC	B130-BUS BODY	877.08
4500003681	4/11/2016	Gillig LLC	B160-BUS ELECTRICAL	654.85
4500003682	4/11/2016	Industrial Maintenance Supply LLC	G150-FASTENERS	82.68
4500003683	4/11/2016	Jeyco Products Inc	G140-SHOP SUPPLIES	204.06
4500003684	4/11/2016	Byrne Doughty Mgt Corp	G200-OFFICE SUPPLIES	390.75
4500003685	4/11/2016	Staples Contract & Commercial Inc	G200-OFFICE SUPPLIES	99.50
4500003686	4/11/2016	Office Solutions	G200-OFFICE SUPPLIES	194.40
4500003687	4/11/2016	Daniels Tire Service	A110-AUTO/TRUCK TIRES	2,232.00
4500003688	4/11/2016	Tennant Sales & Serv Co	P130-EQUIP MAINT REPR SVC	51.80
4500003689	4/11/2016	Cummins Pacific LLC	B130-BUS BODY	2,222.89
4500003690	4/11/2016	Golden State Supply LLC	B140-BUS CHASSIS	68.71
4500003691	4/11/2016	Office Solutions	G200-OFFICE SUPPLIES	87.57
4500003692	4/11/2016	Cummins Pacific LLC	B200-BUS PWR TRAIN EQUIP	1,676.53
4500003693	4/11/2016	Miramar Ford Truck Sales Inc	B200-BUS PWR TRAIN EQUIP	1,262.02
4500003694	4/11/2016	M & M Plastics Inc	B130-BUS BODY	416.35
4500003695	4/11/2016	Harbor Diesel & Equipment	G170-LUBRICANTS	5,776.05
4500003696	4/11/2016	Westair Gases & Equipment Inc	G140-SHOP SUPPLIES	228.62
4500003697	4/11/2016	Home Depot USA Inc	G160-PAINTS & CHEMICALS	86.29
4500003698	4/11/2016	Total Filtration Services Inc	R230-RAIL/LRV MECHANICAL	894.24
4500003699	4/11/2016	Professional Contractors Supplies	G140-SHOP SUPPLIES	289.99
4500003700	4/11/2016	Applied Industrial Technologies-CA	G160-PAINTS & CHEMICALS	460.74
4500003701	4/11/2016	R.S. Hughes Co Inc	B130-BUS BODY	2,249.92
4500003702	4/11/2016	New Flyer Industries Canada ULC	B200-BUS PWR TRAIN EQUIP	148.89
4500003703	4/11/2016	Siemens Industry Inc	R220-RAIL/LRV TRUCKS	110.82
4500003704	4/11/2016	Industrial Maintenance Supply LLC	G150-FASTENERS	255.09
4500003705	4/11/2016	Kaman Industrial Technologies	B200-BUS PWR TRAIN EQUIP	270.93
4500003706	4/11/2016	Staples Contract & Commercial Inc	G200-OFFICE SUPPLIES	78.19
4500003707	4/11/2016	Supreme Oil Company	A120-AUTO/TRUCK GASOLINE	1,873.79
4500003708	4/11/2016	HI-TEC Enterprises	R160-RAIL/LRV ELECTRICAL	405.00
4500003709	4/11/2016	Prochem Speciality Products Inc	G170-LUBRICANTS	2,510.94
4500003710	4/11/2016	Lubrication Engineers, Inc.	G170-LUBRICANTS	274.80
4500003711	4/11/2016	Mohawk Mfg & Supply Co	B130-BUS BODY	149.12
4500003712	4/11/2016	Gillig LLC	P190-REV VEHICLE REPAIRS	90.30
4500003713	4/11/2016	Mohawk Mfg & Supply Co	B140-BUS CHASSIS	98.89
4500003714	4/11/2016	Kaman Industrial Technologies	G160-PAINTS & CHEMICALS	1,191.67
4500003715	4/11/2016	United Refrigeration Inc	G170-LUBRICANTS	141.14
4500003716	4/11/2016	L L Printers Carlsbad LLC	G230-PRINTED MATERIALS	2,137.32
4500003717	4/11/2016	L L Printers Carlsbad LLC	I110-INFORMATION TECH	-
4500003718	4/11/2016	B & S Graphics Inc	B130-BUS BODY	162.00
4500003719	4/11/2016	Jeyco Products Inc	G160-PAINTS & CHEMICALS	94.26
4500003720	4/11/2016	Tribologik Corporation	G140-SHOP SUPPLIES	1,377.00
4500003721	4/11/2016	Gillig LLC	B160-BUS ELECTRICAL	500.95
4500003723	4/11/2016	Industrial Distribution Group Inc	R230-RAIL/LRV MECHANICAL	2,649.79
4500003724	4/11/2016	Muncie Transit Supply	B160-BUS ELECTRICAL	834.32
4500003725	4/11/2016	Custom Electronic Supply	M190-SDSU ELECTRICAL	445.02
4500003726	4/11/2016	New Flyer Industries Canada ULC	B200-BUS PWR TRAIN EQUIP	2,897.97
4500003727	4/11/2016	Magaldi & Magaldi Inc	B200-BUS PWR TRAIN EQUIP	114.69
4500003728	4/11/2016	Midwest Bus Corporation	B130-BUS BODY	1,252.27
4500003729	4/11/2016	S & S Bakery Inc	P440-CATERING SERVICES	342.13
4500003730	4/11/2016	Mission Janitorial Supplies	G180-JANITORIAL SUPPLIES	831.60
4500003731	4/11/2016	M Power Truck & Diesel Repair	P210-NON-REV VEH REPAIRS	2,646.00
4500003732	4/11/2016	OneSource Distributors, LLC	R160-RAIL/LRV ELECTRICAL	226.67
4500003733	4/11/2016	Carlson & Beauloye Machine Shop	R220-RAIL/LRV TRUCKS	766.80

Purchase Orders				
PO Number	Date	Organization	Subject	Amount
4500003734	4/11/2016	Home Depot USA Inc	G130-SHOP TOOLS	302.28
4500003735	4/11/2016	Denlo Inc	G140-SHOP SUPPLIES	154.53
4500003736	4/11/2016	Western Sierras Inc	G130-SHOP TOOLS	2,746.82
4500003737	4/11/2016	Controlled Motion Solutions Inc	R240-RAIL/LRV REPR PARTS	369.04
4500003738	4/11/2016	Knorr Brake Company	R160-RAIL/LRV ELECTRICAL	2,675.71
4500003739	4/11/2016	W.W. Grainger Inc	G130-SHOP TOOLS	725.76
4500003740	4/11/2016	Richard Gandy	G290-FARE REVENUE EQUIP	864.00
4500003741	4/11/2016	W.W. Grainger Inc	G130-SHOP TOOLS	37.14
4500003742	4/11/2016	OneSource Distributors, LLC	G130-SHOP TOOLS	366.43
4500003743	4/11/2016	Kenneth Place	F190-LANDSCAPING MAT'LS	50.00
4500003744	4/11/2016	R.S. Hughes Co Inc	G140-SHOP SUPPLIES	1,251.42
4500003745	4/11/2016	Mohawk Mfg & Supply Co	B140-BUS CHASSIS	1,061.44
4500003746	4/11/2016	Louis Sardo Upholstery Inc	B130-BUS BODY	899.11
4500003747	4/11/2016	Buswest LLC	B200-BUS PWR TRAIN EQUIP	69.46
4500003748	4/11/2016	New Flyer Industries Canada ULC	B130-BUS BODY	3,251.60
4500003749	4/11/2016	New Flyer Industries Canada ULC	B130-BUS BODY	10,020.66
4500003750	4/11/2016	Hydraulic Electric Component	B160-BUS ELECTRICAL	25.11
4500003751	4/11/2016	Wetmore's	B140-BUS CHASSIS	1,836.00
4500003752	4/11/2016	Muncie Transit Supply	B140-BUS CHASSIS	1,347.89
4500003753	4/11/2016	W.W. Grainger Inc	G190-SAFETY/MED SUPPLIES	96.59
4500003754	4/11/2016	Westair Gases & Equipment Inc	B200-BUS PWR TRAIN EQUIP	292.89
4500003755	4/11/2016	Airgas USA LLC	G190-SAFETY/MED SUPPLIES	84.24
4500003756	4/11/2016	Gillig LLC	B140-BUS CHASSIS	586.89
4500003757	4/11/2016	OPW Fueling Components	B200-BUS PWR TRAIN EQUIP	1,338.78
4500003758	4/11/2016	Skyhawk Industries Inc	P420-MAIL SERVICES	323.00
4500003759	4/11/2016	Daniels Tire Service	P210-NON-REV VEH REPAIRS	339.07
4500003760	4/11/2016	Office Depot	G200-OFFICE SUPPLIES	541.32
4500003763	4/12/2016	Applied Industrial Technologies-CA	G170-LUBRICANTS	1,230.16
4500003764	4/12/2016	Chromate Industrial Corporation	G140-SHOP SUPPLIES	204.12
4500003765	4/12/2016	Waxie Sanitary Supply Inc	G180-JANITORIAL SUPPLIES	400.89
4500003766	4/12/2016	Home Depot USA Inc	G140-SHOP SUPPLIES	469.42
4500003767	4/12/2016	OneSource Distributors, LLC	G180-JANITORIAL SUPPLIES	794.71
4500003768	4/12/2016	Professional Contractors Supplies	G180-JANITORIAL SUPPLIES	207.36
4500003769	4/12/2016	Decals By Design Inc	R120-RAIL/LRV CAR BODY	132.31
4500003770	4/12/2016	Kenneth Place	G130-SHOP TOOLS	680.40
4500003771	4/12/2016	OneSource Distributors, LLC	P280-GENERAL SVC AGRMNTS	725.00
4500003772	4/12/2016	Daniels Tire Service	A110-AUTO/TRUCK TIRES	398.55
4500003773	4/12/2016	Supreme Oil Company	A120-AUTO/TRUCK GASOLINE	1,879.96
4500003774	4/12/2016	New Flyer Industries Canada ULC	B140-BUS CHASSIS	1,724.00
4500003775	4/12/2016	Gillig LLC	P190-REV VEHICLE REPAIRS	764.11
4500003776	4/12/2016	Charter Industrial Supply Inc	B200-BUS PWR TRAIN EQUIP	59.03
4500003777	4/12/2016	Neopart	B130-BUS BODY	2,706.85
4500003778	4/12/2016	Byrne Doughty Mgt Corp	G200-OFFICE SUPPLIES	1,985.17
4500003779	4/12/2016	Cummins Pacific LLC	B200-BUS PWR TRAIN EQUIP	48.26
4500003780	4/12/2016	New Flyer Industries Canada ULC	P190-REV VEHICLE REPAIRS	841.32
4500003781	4/12/2016	Cummins Pacific LLC	P190-REV VEHICLE REPAIRS	62.75
4500003782	4/12/2016	Kaman Industrial Technologies	B120-BUS MECHANICAL PARTS	2,301.72
4500003783	4/12/2016	Schaltau North America	R160-RAIL/LRV ELECTRICAL	33,534.00
4500003784	4/12/2016	Cummins Pacific LLC	B200-BUS PWR TRAIN EQUIP	1,368.04
4500003785	4/12/2016	General Auto Repair	P210-NON-REV VEH REPAIRS	511.22
4500003786	4/12/2016	Cummins Pacific LLC	B120-BUS MECHANICAL PARTS	1,268.96
4500003787	4/12/2016	New Flyer Industries Canada ULC	B250-BUS REPAIR PARTS	1,899.24
4500003788	4/12/2016	TK Services Inc	B200-BUS PWR TRAIN EQUIP	122.86
4500003789	4/12/2016	Cummins Pacific LLC	B200-BUS PWR TRAIN EQUIP	4,085.16
4500003790	4/12/2016	Cummins Pacific LLC	B200-BUS PWR TRAIN EQUIP	66.54
4500003791	4/12/2016	Industrial Maintenance Supply LLC	G150-FASTENERS	202.27
4500003792	4/12/2016	Airgas USA LLC	G190-SAFETY/MED SUPPLIES	66.96
4500003793	4/12/2016	Citywide Auto Glass Inc	G130-SHOP TOOLS	34.98

Purchase Orders				
PO Number	Date	Organization	Subject	Amount
4500003794	4/12/2016	Robcar Corporation	G140-SHOP SUPPLIES	250.56
4500003795	4/12/2016	Office Depot	G200-OFFICE SUPPLIES	302.39
4500003796	4/12/2016	Miramar Ford Truck Sales Inc	B200-BUS PWR TRAIN EQUIP	1,044.35
4500003797	4/12/2016	Robert Costanzo	B140-BUS CHASSIS	57.90
4500003798	4/12/2016	Delphin Computer Supply	G200-OFFICE SUPPLIES	313.20
4500003799	4/12/2016	Prudential Overall Supply	G140-SHOP SUPPLIES	993.39
4500003800	4/12/2016	Golden State Supply LLC	B200-BUS PWR TRAIN EQUIP	275.61
4500003801	4/12/2016	NABI Parts LLC	B130-BUS BODY	513.83
4500003802	4/12/2016	New Flyer Industries Canada ULC	B140-BUS CHASSIS	1,331.13
4500003803	4/12/2016	Accurate Elastomer Products Inc	B130-BUS BODY	97.94
4500003804	4/12/2016	Wesco Distribution Inc	G270-ELECTRICAL/LIGHTING	184.68
4500003805	4/13/2016	Buswest LLC	B250-BUS REPAIR PARTS	203.51
4500003806	4/13/2016	New Flyer Industries Canada ULC	B140-BUS CHASSIS	3,544.18
4500003807	4/13/2016	The Truck Lighthouse	G140-SHOP SUPPLIES	150.67
4500003808	4/13/2016	SPX Corporation	B190-BUS FARE EQUIP	1,240.74
4500003809	4/13/2016	Industrial Maintenance Supply LLC	G150-FASTENERS	80.68
4500003810	4/13/2016	New Flyer Industries Canada ULC	B200-BUS PWR TRAIN EQUIP	1,195.04
4500003811	4/13/2016	Cummins Pacific LLC	B200-BUS PWR TRAIN EQUIP	6,694.86
4500003812	4/13/2016	Mohawk Mfg & Supply Co	B140-BUS CHASSIS	210.77
4500003813	4/13/2016	Miramar Ford Truck Sales Inc	P190-REV VEHICLE REPAIRS	693.36
4500003814	4/13/2016	Cummins Pacific LLC	B200-BUS PWR TRAIN EQUIP	1,537.61
4500003815	4/13/2016	New Flyer Industries Canada ULC	P190-REV VEHICLE REPAIRS	329.40
4500003816	4/13/2016	Cummins Pacific LLC	P190-REV VEHICLE REPAIRS	340.45
4500003817	4/13/2016	NABI Parts LLC	B250-BUS REPAIR PARTS	643.93
4500003818	4/13/2016	New Flyer Industries Canada ULC	B140-BUS CHASSIS	846.92
4500003819	4/13/2016	New Flyer Industries Canada ULC	B130-BUS BODY	2,037.24
4500003820	4/13/2016	New Flyer Industries Canada ULC	B130-BUS BODY	3,252.06
4500003821	4/13/2016	New Flyer Industries Canada ULC	B130-BUS BODY	2,822.48
4500003822	4/13/2016	New Flyer Industries Canada ULC	B130-BUS BODY	2,671.44
4500003823	4/13/2016	New Flyer Industries Canada ULC	B130-BUS BODY	2,870.26
4500003824	4/13/2016	Gillig LLC	B130-BUS BODY	1,274.29
4500003825	4/13/2016	Miramar Ford Truck Sales Inc	B200-BUS PWR TRAIN EQUIP	347.60
4500003826	4/13/2016	SPX Corporation	B190-BUS FARE EQUIP	1,717.26
4500003827	4/13/2016	Mohawk Mfg & Supply Co	B130-BUS BODY	52.18
4500003828	4/13/2016	Muncie Transit Supply	B160-BUS ELECTRICAL	1,243.36
4500003829	4/13/2016	Waxie Sanitary Supply Inc	G140-SHOP SUPPLIES	154.13
4500003830	4/13/2016	West-Lite Supply Co Inc	R180-RAIL/LRV LIGHTING	266.34
4500003832	4/13/2016	Mission Janitorial Supplies	G180-JANITORIAL SUPPLIES	612.36
4500003833	4/13/2016	Prudential Overall Supply	G140-SHOP SUPPLIES	1,740.96
4500003834	4/13/2016	OneSource Distributors, LLC	M130-CROSSING MECHANISM	819.59
4500003835	4/13/2016	Kenneth Place	F190-LANDSCAPING MAT'LS	138.63
4500003836	4/13/2016	Supreme Oil Company	A120-AUTO/TRUCK GASOLINE	1,873.79
4500003837	4/13/2016	Merrimac Petroleum Inc	A120-AUTO/TRUCK GASOLINE	20,286.63
4500003838	4/13/2016	Paul Plevin Sullivan & Connaughton	P490-MANAGEMENT TRAINING	1,500.00
4500003839	4/13/2016	Office Solutions	G210-OFFICE FURNITURE	1,131.84
4500003840	4/13/2016	Office Depot	G210-OFFICE FURNITURE	183.59
4500003841	4/13/2016	Reid And Clark Screen Arts Co	G110-BUS/TROLLEY SIGNAGE	62.64
4500003842	4/13/2016	Home Depot USA Inc	G130-SHOP TOOLS	434.07
4500003843	4/13/2016	Romaine Electric Corporation	B130-BUS BODY	286.20
4500003844	4/13/2016	Powell Electrical Systems Inc	M110-SUB STATION	1,732.32
4500003845	4/13/2016	Steven Timme	G230-PRINTED MATERIALS	1,101.60
4500003846	4/13/2016	Steven Timme	G230-PRINTED MATERIALS	2,055.20
4500003847	4/14/2016	Gillig LLC	P190-REV VEHICLE REPAIRS	466.56
4500003848	4/14/2016	Don Oleson Inc	P190-REV VEHICLE REPAIRS	175.00
4500003849	4/14/2016	IC Consultants Ltd	P410-CONSULTING	20,250.00
4500003851	4/14/2016	CDW LLC	I110-INFORMATION TECH	1,343.10
4500003852	4/14/2016	Dell Marketing LP	I110-INFORMATION TECH	2,591.79
4500003853	4/14/2016	Aztec Fire & Safety	G140-SHOP SUPPLIES	1,577.77

Purchase Orders				
PO Number	Date	Organization	Subject	Amount
4500003854	4/14/2016	Supreme Oil Company	A120-AUTO/TRUCK GASOLINE	1,873.79
4500003855	4/14/2016	Skyhawk Industries Inc	P420-MAIL SERVICES	56,394.00
4500003856	4/14/2016	New Flyer Industries Canada ULC	P190-REV VEHICLE REPAIRS	90.97
4500003857	4/14/2016	Soco Group Inc	A120-AUTO/TRUCK GASOLINE	1,750.49
4500003858	4/14/2016	Sherwin Williams Company	F180-BUILDING MATERIALS	208.33
4500003859	4/14/2016	Hydro-Scape Products Inc	F190-LANDSCAPING MAT'LS	66.37
4500003860	4/14/2016	OneSource Distributors, LLC	G140-SHOP SUPPLIES	730.00
4500003861	4/14/2016	Daniels Tire Service	A110-AUTO/TRUCK TIRES	346.37
4500003862	4/14/2016	Kenneth Place	G130-SHOP TOOLS	263.38
4500003863	4/14/2016	Daniels Tire Service	A110-AUTO/TRUCK TIRES	398.55
4500003864	4/14/2016	Sid Tool Co	G130-SHOP TOOLS	171.07
4500003865	4/14/2016	FinishMaster Inc	F120-BUS/LRV PAINT BOOTHS	1,768.85
4500003866	4/14/2016	Total Filtration Services Inc	F120-BUS/LRV PAINT BOOTHS	185.34
4500003867	4/14/2016	Byrne Doughty Mgt Corp	G200-OFFICE SUPPLIES	278.64
4500003868	4/14/2016	Smart Car Care Products Inc	R240-RAIL/LRV REPR PARTS	24.13
4500003869	4/14/2016	Professional Contractors Supplies	G140-SHOP SUPPLIES	248.82
4500003870	4/14/2016	Applied Industrial Technologies-CA	G140-SHOP SUPPLIES	824.25
4500003871	4/14/2016	Mcmaster-Carr Supply Co	M140-WAYSIDE SIGNALS	237.03
4500003872	4/14/2016	Clear Channel Outdoor, Inc.	P550-REAL ESTATE	67,763.00
4500003873	4/15/2016	Soco Group Inc	B180-BUS DIESEL	16,416.00
4500003874	4/15/2016	Daniels Tire Service	A110-AUTO/TRUCK TIRES	376.61
4500003875	4/15/2016	W.W. Grainger Inc	G140-SHOP SUPPLIES	854.19
4500003876	4/15/2016	FinishMaster Inc	F120-BUS/LRV PAINT BOOTHS	223.67
4500003877	4/15/2016	New Flyer Industries Canada ULC	P190-REV VEHICLE REPAIRS	653.70
4500003878	4/15/2016	Rick Busch	G180-JANITORIAL SUPPLIES	135.00
4500003879	4/15/2016	New Flyer Industries Canada ULC	B130-BUS BODY	1,895.70
4500003880	4/15/2016	Mohawk Mfg & Supply Co	B160-BUS ELECTRICAL	238.49
4500003881	4/15/2016	Barry Sandler Enterprises	G180-JANITORIAL SUPPLIES	1,706.40
4500003882	4/15/2016	Southwest Paint Products Inc	G160-PAINTS & CHEMICALS	589.68
4500003883	4/15/2016	Allied Refrigeration Inc	G140-SHOP SUPPLIES	202.64
4500003884	4/15/2016	Harbor Diesel & Equipment	B200-BUS PWR TRAIN EQUIP	242.68
4500003885	4/15/2016	Tri-Signal Integration Inc	P110-BLDG MAINTENANCE	9,414.00
4500003886	4/15/2016	Tri-Signal Integration Inc	P110-BLDG MAINTENANCE	3,450.00
4500003887	4/15/2016	Merrimac Petroleum Inc	A120-AUTO/TRUCK GASOLINE	19,392.71
4500003888	4/15/2016	Soco Group Inc	A120-AUTO/TRUCK GASOLINE	3,562.64
4500003889	4/15/2016	New Flyer Industries Canada ULC	B160-BUS ELECTRICAL	460.16
4500003890	4/16/2016	SANDAG	C110-GENERAL CONTRACTORS	96,000.00
4500003891	4/18/2016	New Flyer Industries Canada ULC	B130-BUS BODY	538.27
4500003892	4/18/2016	Gillig LLC	B130-BUS BODY	604.87
4500003893	4/18/2016	Cummins Pacific LLC	B200-BUS PWR TRAIN EQUIP	6,694.86
4500003894	4/18/2016	Cummins Pacific LLC	B200-BUS PWR TRAIN EQUIP	993.98
4500003895	4/18/2016	Mohawk Mfg & Supply Co	B140-BUS CHASSIS	256.54
4500003896	4/18/2016	APD Incorporated	B130-BUS BODY	130.24
4500003897	4/18/2016	Buswest LLC	B110-BUS HVAC SYSTEMS	4,583.36
4500003898	4/18/2016	Diamond Environmental Services LP	C130-CONSTRUCTION SVCS	476.00
4500003899	4/18/2016	San Diego Community College Distric	C120-SPECIALTY CONTRACTOR	259.00
4500003900	4/18/2016	Daniels Tire Service	A140-AUTO/TRUCK REPAIR	169.94
4500003901	4/18/2016	Loadbalancer.org Inc	I110-INFORMATION TECH	2,590.00
4500003902	4/18/2016	Supreme Oil Company	A120-AUTO/TRUCK GASOLINE	1,799.81
4500003903	4/18/2016	UC Regents UCSD Guardian	P310-ADVERTISING SERVICES	864.00
4500003904	4/18/2016	Neopost USA Inc	G220-OFFICE EQUIPMENT	17,396.64
4500003905	4/18/2016	Eran Hason	P130-EQUIP MAINT REPR SVC	799.99
4500003906	4/18/2016	Neopost USA Inc	P160-EQUIPMENT RENTALS	1,296.00
4500003907	4/18/2016	NABI Parts LLC	B140-BUS CHASSIS	1,353.39
4500003908	4/18/2016	Cummins Pacific LLC	B120-BUS MECHANICAL PARTS	929.69
4500003909	4/18/2016	Gillig LLC	B250-BUS REPAIR PARTS	972.00
4500003910	4/18/2016	New Flyer Industries Canada ULC	B140-BUS CHASSIS	618.22
4500003911	4/18/2016	Ace Uniforms & Accessories	G240-UNIFORM PROCUREMENT	233.25

Purchase Orders				
PO Number	Date	Organization	Subject	Amount
4500003912	4/18/2016	San Diego Door Controls Inc	P130-EQUIP MAINT REPR SVC	150.00
4500003913	4/18/2016	Merrimac Petroleum Inc	A120-AUTO/TRUCK GASOLINE	17,256.98
4500003914	4/18/2016	Siemens Industry Inc	R220-RAIL/LRV TRUCKS	4,876.58
4500003915	4/18/2016	711 Print Enterprises Inc	G120-SECURITY	517.32
4500003916	4/18/2016	New Flyer Industries Canada ULC	B130-BUS BODY	2,822.48
4500003917	4/18/2016	New Flyer Industries Canada ULC	B130-BUS BODY	2,023.06
4500003918	4/18/2016	New Flyer Industries Canada ULC	B130-BUS BODY	800.10
4500003919	4/18/2016	Citywide Auto Glass Inc	B250-BUS REPAIR PARTS	492.69
4500003920	4/18/2016	Wetmore's	B250-BUS REPAIR PARTS	1,598.40
4500003921	4/18/2016	W.W. Grainger Inc	P190-REV VEHICLE REPAIRS	12.70
4500003922	4/18/2016	NABI Parts LLC	B250-BUS REPAIR PARTS	602.36
4500003923	4/18/2016	Wetmore's	P190-REV VEHICLE REPAIRS	451.89
4500003924	4/18/2016	Miramar Ford Truck Sales Inc	B200-BUS PWR TRAIN EQUIP	447.06
4500003925	4/18/2016	Cummins Pacific LLC	B200-BUS PWR TRAIN EQUIP	6,559.92
4500003926	4/18/2016	Gillig LLC	B160-BUS ELECTRICAL	2,791.56
4500003927	4/18/2016	Muncie Transit Supply	B200-BUS PWR TRAIN EQUIP	437.08
4500003928	4/18/2016	Gillig LLC	B250-BUS REPAIR PARTS	57.79
4500003929	4/18/2016	Cummins Pacific LLC	P190-REV VEHICLE REPAIRS	2,873.42
4500003930	4/18/2016	Machinex, Inc.	R140-RAIL/LRV DOORS/RAMP	1,620.00
4500003931	4/18/2016	Cembre Inc	G130-SHOP TOOLS	830.73
4500003932	4/18/2016	Culligan of San Diego	G140-SHOP SUPPLIES	2,100.00
4500003933	4/18/2016	Simplexgrinnell LP	M190-SDSU ELECTRICAL	38,337.00
4500003934	4/18/2016	Chromate Industrial Corporation	G140-SHOP SUPPLIES	734.40
4500003935	4/18/2016	Thompson Building Materials	R230-RAIL/LRV MECHANICAL	2,569.11
4500003936	4/18/2016	Professional Contractors Supplies	G130-SHOP TOOLS	834.50
4500003937	4/18/2016	Stotz Equipment	A110-AUTO/TRUCK TIRES	296.92
4500003938	4/18/2016	JKL Cleaning Systems	G140-SHOP SUPPLIES	278.64
4500003939	4/18/2016	Willy's Electronic Supply Co	M180-STATION ELECTRICAL	455.44
4500003940	4/18/2016	Airgas USA LLC	G190-SAFETY/MED SUPPLIES	512.05
4500003941	4/18/2016	R.B. Hornberger Co Inc	T110-TRACK, RAIL	831.60
4500003942	4/18/2016	Westair Gases & Equipment Inc	G140-SHOP SUPPLIES	217.74
4500003943	4/19/2016	Cummins Pacific LLC	B120-BUS MECHANICAL PARTS	857.58
4500003944	4/19/2016	New Flyer Industries Canada ULC	B130-BUS BODY	2,594.46
4500003945	4/19/2016	New Flyer Industries Canada ULC	B130-BUS BODY	801.90
4500003946	4/19/2016	Gillig LLC	B140-BUS CHASSIS	441.84
4500003947	4/19/2016	Staples Contract & Commercial Inc	G200-OFFICE SUPPLIES	198.49
4500003948	4/19/2016	Mouser Electronics Inc	B250-BUS REPAIR PARTS	81.11
4500003949	4/19/2016	Genuine Parts Co	B250-BUS REPAIR PARTS	97.07
4500003950	4/19/2016	Golden State Supply LLC	P190-REV VEHICLE REPAIRS	58.43
4500003951	4/19/2016	Cummins Pacific LLC	B250-BUS REPAIR PARTS	741.24
4500003952	4/19/2016	APD Incorporated	B130-BUS BODY	130.24
4500003953	4/19/2016	Buswest LLC	B250-BUS REPAIR PARTS	2,396.05
4500003954	4/19/2016	TK Services Inc	B110-BUS HVAC SYSTEMS	1,866.66
4500003955	4/19/2016	Siemens Industry Inc	R160-RAIL/LRV ELECTRICAL	83,697.84
4500003956	4/19/2016	Penn Machine Company LLC	R240-RAIL/LRV REPR PARTS	10,800.00
4500003957	4/19/2016	Supreme Oil Company	A120-AUTO/TRUCK GASOLINE	1,830.64
4500003958	4/19/2016	Genuine Parts Co	B250-BUS REPAIR PARTS	310.96
4500003959	4/19/2016	W.W. Grainger Inc	B250-BUS REPAIR PARTS	180.44
4500003960	4/19/2016	New Flyer Industries Canada ULC	B250-BUS REPAIR PARTS	1,311.94
4500003961	4/19/2016	Citywide Auto Glass Inc	P190-REV VEHICLE REPAIRS	215.00
4500003962	4/19/2016	Kaman Industrial Technologies	B250-BUS REPAIR PARTS	152.60
4500003963	4/19/2016	Office Depot	G200-OFFICE SUPPLIES	124.46
4500003964	4/19/2016	Gillig LLC	B130-BUS BODY	1,119.46
4500003965	4/19/2016	Muncie Transit Supply	B200-BUS PWR TRAIN EQUIP	605.60
4500003966	4/19/2016	Gillig LLC	P190-REV VEHICLE REPAIRS	390.31
4500003967	4/19/2016	Denlo Inc	G140-SHOP SUPPLIES	198.32
4500003968	4/19/2016	Merrimac Petroleum Inc	A120-AUTO/TRUCK GASOLINE	20,654.50
4500003969	4/19/2016	Thompson Building Materials	F180-BUILDING MATERIALS	590.97

Purchase Orders				
PO Number	Date	Organization	Subject	Amount
4500003970	4/20/2016	Transit Products and Services	P190-REV VEHICLE REPAIRS	2,916.00
4500003971	4/20/2016	New Flyer Industries Canada ULC	B250-BUS REPAIR PARTS	724.35
4500003972	4/20/2016	Southcoast Heating & Air	F110-SHOP/BLDG MACHINERY	1,249.80
4500003973	4/20/2016	K+K America Corp	G210-OFFICE FURNITURE	1,588.03
4500003974	4/20/2016	W.W. Grainger Inc	G140-SHOP SUPPLIES	664.15
4500003975	4/20/2016	New Flyer Industries Canada ULC	B250-BUS REPAIR PARTS	2,988.48
4500003976	4/20/2016	Industrial Maintenance Supply LLC	G150-FASTENERS	85.13
4500003977	4/20/2016	Cummins Pacific LLC	B200-BUS PWR TRAIN EQUIP	2,451.10
4500003978	4/20/2016	Don Oleson Inc	B200-BUS PWR TRAIN EQUIP	7,368.48
4500003979	4/20/2016	CDW LLC	I110-INFORMATION TECH	1,483.00
4500003980	4/20/2016	Supreme Oil Company	A120-AUTO/TRUCK GASOLINE	1,824.47
4500003981	4/20/2016	Stephan Hirano	P450-PERSONNEL SVCS	1,380.00
4500003982	4/20/2016	Neopost USA Inc	G200-OFFICE SUPPLIES	332.80
4500003983	4/20/2016	WTS San Diego	P450-PERSONNEL SVCS	2,520.00
4500003984	4/20/2016	Waxie Sanitary Supply Inc	G130-SHOP TOOLS	170.75
4500003985	4/20/2016	Buswest LLC	B110-BUS HVAC SYSTEMS	3,891.18
4500003986	4/20/2016	Transit Products and Services	B130-BUS BODY	1,404.00
4500003987	4/20/2016	Mcmaster-Carr Supply Co	B250-BUS REPAIR PARTS	40.07
4500003988	4/20/2016	Cummins Pacific LLC	B200-BUS PWR TRAIN EQUIP	267.78
4500003989	4/20/2016	UTC Fire & Security Americas	G120-SECURITY	885.60
4500003990	4/20/2016	Team One Repair Inc	G290-FARE REVENUE EQUIP	1,857.17
4500003991	4/20/2016	Buswest LLC	B110-BUS HVAC SYSTEMS	7,074.87
4500003992	4/20/2016	Jeyco Products Inc	G140-SHOP SUPPLIES	223.74
4500003993	4/20/2016	Muncie Transit Supply	B140-BUS CHASSIS	1,312.81
4500003994	4/20/2016	Skyhawk Industries Inc	P420-MAIL SERVICES	1,648.00
4500003995	4/20/2016	Neopost USA Inc	P160-EQUIPMENT RENTALS	384.45
4500003996	4/20/2016	711 Print Enterprises Inc	G120-SECURITY	1,381.32
4500003997	4/20/2016	Cummins Pacific LLC	B200-BUS PWR TRAIN EQUIP	4,085.16
4500003998	4/20/2016	Merrimac Petroleum Inc	A120-AUTO/TRUCK GASOLINE	18,856.35
4500003999	4/20/2016	Industrial Maintenance Supply LLC	G150-FASTENERS	11.67
4500004000	4/20/2016	Cummins Pacific LLC	B200-BUS PWR TRAIN EQUIP	4,979.88
4500004001	4/20/2016	JKL Cleaning Systems	P130-EQUIP MAINT REPR SVC	265.63
4500004003	4/20/2016	Kimley-Horn & Associates	C130-CONSTRUCTION SVCS	61,438.61
4500004004	4/20/2016	Kimley-Horn & Associates	C130-CONSTRUCTION SVCS	57,654.54
4500004005	4/21/2016	Gillig LLC	P190-REV VEHICLE REPAIRS	438.69
4500004006	4/21/2016	Staples Contract & Commercial Inc	G200-OFFICE SUPPLIES	374.25
4500004007	4/21/2016	Gillig LLC	P190-REV VEHICLE REPAIRS	2,088.19
4500004008	4/21/2016	Cummins-Allison	G220-OFFICE EQUIPMENT	474.00
4500004009	4/21/2016	Reid And Clark Screen Arts Co	R120-RAIL/LRV CAR BODY	874.80
4500004010	4/21/2016	Dellner Inc	R130-RAIL/LRV COUPLER	16,973.71
4500004011	4/21/2016	American Battery Corporation	G140-SHOP SUPPLIES	23.34
4500004012	4/21/2016	Prudential Overall Supply	G180-JANITORIAL SUPPLIES	5,624.64
4500004013	4/21/2016	Cembre Inc	M170-IMPEDANCE BOND	264.60
4500004014	4/21/2016	Neleco Products Inc	G170-LUBRICANTS	29,808.00
4500004015	4/21/2016	Total Filtration Services Inc	M110-SUB STATION	192.45
4500004016	4/21/2016	Industrial Distribution Group Inc	G120-SECURITY	734.06
4500004017	4/21/2016	Chromate Industrial Corporation	G150-FASTENERS	55.08
4500004018	4/21/2016	Ace Uniforms & Accessories	G190-SAFETY/MED SUPPLIES	107.74
4500004019	4/21/2016	Annex San Diego #1 Inc	F120-BUS/LRV PAINT BOOTHS	1,348.09
4500004020	4/21/2016	FinishMaster Inc	F120-BUS/LRV PAINT BOOTHS	647.22
4500004021	4/21/2016	Daniels Tire Service	A110-AUTO/TRUCK TIRES	397.81
4500004022	4/21/2016	Micro Precision Calibration Inc	P260-TESTING & ANALYSIS	104.50
4500004023	4/21/2016	W.W. Grainger Inc	M180-STATION ELECTRICAL	127.06
4500004024	4/21/2016	Supreme Oil Company	A120-AUTO/TRUCK GASOLINE	1,842.97
4500004025	4/21/2016	NABI Parts LLC	B250-BUS REPAIR PARTS	1,207.02
4500004026	4/21/2016	Jeyco Products Inc	G140-SHOP SUPPLIES	47.11
4500004027	4/21/2016	NABI Parts LLC	B130-BUS BODY	1,154.95
4500004028	4/21/2016	New Flyer Industries Canada ULC	B130-BUS BODY	1,602.34

Purchase Orders				
PO Number	Date	Organization	Subject	Amount
4500004029	4/21/2016	New Flyer Industries Canada ULC	B130-BUS BODY	1,783.58
4500004030	4/21/2016	The Lawton Co Inland Empire Inc	P450-PERSONNEL SVCS	3,148.80
4500004031	4/21/2016	Pro Petroleum Inc	B180-BUS DIESEL	21,564.38
4500004032	4/21/2016	Hydraulic Electric Component	B200-BUS PWR TRAIN EQUIP	466.40
4500004033	4/22/2016	New Flyer Industries Canada ULC	B120-BUS MECHANICAL PARTS	3,561.59
4500004034	4/22/2016	Magnetic Ticket & Label Corp	G280-FARE MATERIALS	18,931.07
4500004035	4/22/2016	Chromate Industrial Corporation	G150-FASTENERS	65.30
4500004036	4/22/2016	Miramar Ford Truck Sales Inc	B160-BUS ELECTRICAL	181.95
4500004037	4/22/2016	United Refrigeration Inc	G170-LUBRICANTS	82.32
4500004038	4/22/2016	R.S. Hughes Co Inc	B130-BUS BODY	344.35
4500004039	4/22/2016	Staples Contract & Commercial Inc	G220-OFFICE EQUIPMENT	934.80
4500004040	4/22/2016	Wetmore's	B140-BUS CHASSIS	1,836.00
4500004041	4/22/2016	NABI Parts LLC	B200-BUS PWR TRAIN EQUIP	186.59
4500004042	4/22/2016	Acuity Specialty Products Inc	G180-JANITORIAL SUPPLIES	648.51
4500004043	4/22/2016	Cummins Pacific LLC	B200-BUS PWR TRAIN EQUIP	2,517.18
4500004044	4/22/2016	Simplexgrinnell LP	M190-SDSU ELECTRICAL	246.20
4500004045	4/22/2016	M Power Truck & Diesel Repair	P210-NON-REV VEH REPAIRS	422.50
4500004047	4/22/2016	Robert Costanzo	B140-BUS CHASSIS	72.36
4500004048	4/22/2016	Sportworks Northwest Inc	B130-BUS BODY	198.72
4500004049	4/22/2016	Airgas USA LLC	G140-SHOP SUPPLIES	87.64
4500004050	4/22/2016	Sid Tool Co	G130-SHOP TOOLS	6.62
4500004051	4/22/2016	Byrne Doughty Mgt Corp	G200-OFFICE SUPPLIES	46.99
4500004052	4/22/2016	Professional Contractors Supplies	G140-SHOP SUPPLIES	567.00
4500004053	4/22/2016	Airgas USA LLC	G190-SAFETY/MED SUPPLIES	266.97
4500004054	4/22/2016	Mcmaster-Carr Supply Co	M140-WAYSIDE SIGNALS	1,422.11
4500004055	4/22/2016	Muncie Transit Supply	B160-BUS ELECTRICAL	1,085.67
4500004056	4/22/2016	M & M Plastics Inc	B130-BUS BODY	204.12
4500004057	4/22/2016	Byrne Doughty Mgt Corp	G200-OFFICE SUPPLIES	394.78
4500004058	4/22/2016	Denlo Inc	G140-SHOP SUPPLIES	34.22
4500004059	4/22/2016	Soco Group Inc	A120-AUTO/TRUCK GASOLINE	1,966.27
4500004060	4/22/2016	Supreme Oil Company	A120-AUTO/TRUCK GASOLINE	1,904.62
4500004061	4/22/2016	Machinex, Inc.	R120-RAIL/LRV CAR BODY	151.20
4500004062	4/22/2016	Supreme Oil Company	A120-AUTO/TRUCK GASOLINE	20,197.24
4500004063	4/22/2016	Office Depot	G280-FARE MATERIALS	70.20
4500004064	4/22/2016	W.W. Grainger Inc	G190-SAFETY/MED SUPPLIES	1,164.58
4500004065	4/22/2016	Jankovich Company	G170-LUBRICANTS	4,216.06
4500004066	4/22/2016	West End Holdings Inc	P120-BLDG/FACILITY REPRS	890.00
4500004067	4/22/2016	CDW LLC	I110-INFORMATION TECH	1,040.39
4500004068	4/22/2016	Angus Asphalt Inc	T110-TRACK, RAIL	17,260.00
4500004069	4/22/2016	Kimley-Horn & Associates	C130-CONSTRUCTION SVCS	14,409.18
4500004070	4/22/2016	Kimley-Horn & Associates	C130-CONSTRUCTION SVCS	12,776.53
4500004071	4/22/2016	Kenneth Place	F190-LANDSCAPING MAT'LS	307.28
4500004074	4/22/2016	Kimley-Horn & Associates	C130-CONSTRUCTION SVCS	12,600.00
4500004075	4/22/2016	Coast United Advertising	P310-ADVERTISING SERVICES	2,950.00
4500004076	4/22/2016	Kimley-Horn & Associates	C130-CONSTRUCTION SVCS	20,979.40
4500004077	4/22/2016	Kimley-Horn & Associates	C130-CONSTRUCTION SVCS	1,953.59
4500004078	4/22/2016	Kimley-Horn & Associates	C130-CONSTRUCTION SVCS	1,880.45
4500004079	4/22/2016	Kimley-Horn & Associates	C130-CONSTRUCTION SVCS	1,115.75
4500004080	4/22/2016	Ace Uniforms & Accessories	G240-UNIFORM PROCUREMENT	1,212.62
4500004081	4/22/2016	Daniels Tire Service	A140-AUTO/TRUCK REPAIR	198.90
4500004082	4/22/2016	Office Solutions	G200-OFFICE SUPPLIES	617.96
4500004083	4/25/2016	Industrial Maintenance Supply LLC	G150-FASTENERS	24.24
4500004084	4/25/2016	Sherwin Williams Company	G140-SHOP SUPPLIES	1,598.86
4500004085	4/25/2016	New Flyer Industries Canada ULC	B250-BUS REPAIR PARTS	424.48
4500004086	4/25/2016	New Flyer Industries Canada ULC	P190-REV VEHICLE REPAIRS	61.56
4500004087	4/25/2016	W.W. Grainger Inc	P110-BLDG MAINTENANCE	158.76
4500004088	4/25/2016	Office Depot	G200-OFFICE SUPPLIES	53.98
4500004089	4/25/2016	W.W. Grainger Inc	G140-SHOP SUPPLIES	105.19

Purchase Orders				
PO Number	Date	Organization	Subject	Amount
4500004090	4/25/2016	New Flyer Industries Canada ULC	P190-REV VEHICLE REPAIRS	1,037.77
4500004091	4/25/2016	Cummins Pacific LLC	P190-REV VEHICLE REPAIRS	94.38
4500004092	4/25/2016	New Flyer Industries Canada ULC	P190-REV VEHICLE REPAIRS	392.95
4500004093	4/25/2016	Neopart	B250-BUS REPAIR PARTS	2,809.45
4500004094	4/25/2016	New Flyer Industries Canada ULC	B250-BUS REPAIR PARTS	24.08
4500004095	4/25/2016	Jeyco Products Inc	G180-JANITORIAL SUPPLIES	713.35
4500004096	4/25/2016	Citywide Auto Glass Inc	P190-REV VEHICLE REPAIRS	400.00
4500004097	4/25/2016	Miramar Ford Truck Sales Inc	G140-SHOP SUPPLIES	200.21
4500004098	4/25/2016	New Flyer Industries Canada ULC	B130-BUS BODY	601.00
4500004099	4/25/2016	W.W. Grainger Inc	G140-SHOP SUPPLIES	47.90
4500004100	4/25/2016	Kaman Industrial Technologies	G170-LUBRICANTS	1,684.75
4500004101	4/25/2016	Erica Farrar	P230-BUS/LRV INSPECTIONS	19,300.00
4500004102	4/25/2016	Mohawk Mfg & Supply Co	B140-BUS CHASSIS	175.64
4500004103	4/25/2016	Charter Industrial Supply Inc	B200-BUS PWR TRAIN EQUIP	33.73
4500004104	4/25/2016	Romaine Electric Corporation	B160-BUS ELECTRICAL	4,713.57
4500004105	4/25/2016	Gillig LLC	B160-BUS ELECTRICAL	337.41
4500004106	4/25/2016	Eaton Corporation	B200-BUS PWR TRAIN EQUIP	23.91
4500004107	4/25/2016	Petco Animal Supplies Stores Inc	G120-SECURITY	224.85
4500004108	4/25/2016	Harbor Diesel & Equipment	B200-BUS PWR TRAIN EQUIP	783.30
4500004109	4/25/2016	Waxie Sanitary Supply Inc	G130-SHOP TOOLS	19.02
4500004110	4/25/2016	Mersen Usa Bn Corp	R220-RAIL/LRV TRUCKS	25,261.20
4500004111	4/25/2016	Supreme Oil Company	A120-AUTO/TRUCK GASOLINE	1,861.46
4500004112	4/25/2016	Kaman Industrial Technologies	B250-BUS REPAIR PARTS	1,098.60
4500004113	4/25/2016	Gemini Forest Products Inc	T110-TRACK, RAIL	50,266.56
4500004114	4/25/2016	New Flyer Industries Canada ULC	B140-BUS CHASSIS	3,717.44
4500004115	4/25/2016	CDW LLC	I110-INFORMATION TECH	1,650.00
4500004116	4/25/2016	Merrimac Petroleum Inc	A120-AUTO/TRUCK GASOLINE	20,018.45
4500004117	4/25/2016	Staples Contract & Commercial Inc	G200-OFFICE SUPPLIES	71.22
4500004118	4/25/2016	Mark Carass	P280-GENERAL SVC AGRMNTS	200.00
4500004119	4/25/2016	M Power Truck & Diesel Repair	P210-NON-REV VEH REPAIRS	2,382.08
4500004120	4/25/2016	FinishMaster Inc	F120-BUS/LRV PAINT BOOTHS	1,973.82
4500004121	4/25/2016	Decals By Design Inc	R120-RAIL/LRV CAR BODY	243.00
4500004122	4/25/2016	Smart Car Care Products Inc	R240-RAIL/LRV REPR PARTS	505.31
4500004123	4/26/2016	Sequoia Engineering Corporation	C130-CONSTRUCTION SVCS	800.00
4500004124	4/26/2016	San Diego Union Tribune LLC	G230-PRINTED MATERIALS	418.01
4500004125	4/26/2016	Zemarc Corporation	R230-RAIL/LRV MECHANICAL	2,136.90
4500004126	4/26/2016	Home Depot USA Inc	G210-OFFICE FURNITURE	52.34
4500004127	4/26/2016	Home Depot USA Inc	G140-SHOP SUPPLIES	582.82
4500004128	4/26/2016	Western-Cullen-Hayes Inc	M130-CROSSING MECHANISM	2,235.60
4500004129	4/26/2016	Lloyd Pest Control Co Inc	P280-GENERAL SVC AGRMNTS	135.00
4500004130	4/26/2016	FinishMaster Inc	G130-SHOP TOOLS	944.26
4500004131	4/26/2016	Total Filtration Services Inc	R230-RAIL/LRV MECHANICAL	1,038.96
4500004132	4/26/2016	Professional Contractors Supplies	G140-SHOP SUPPLIES	327.37
4500004133	4/26/2016	Airgas USA LLC	G190-SAFETY/MED SUPPLIES	711.51
4500004134	4/26/2016	Supreme Oil Company	A120-AUTO/TRUCK GASOLINE	1,867.63
4500004135	4/26/2016	Richard Gandy	G290-FARE REVENUE EQUIP	800.00
4500004136	4/26/2016	Kaman Industrial Technologies	G140-SHOP SUPPLIES	2,889.42
4500004137	4/26/2016	Home Depot USA Inc	F180-BUILDING MATERIALS	387.64
4500004138	4/26/2016	San Diego Plastics Inc	R220-RAIL/LRV TRUCKS	1,169.64
4500004139	4/26/2016	Westair Gases & Equipment Inc	G130-SHOP TOOLS	128.63
4500004140	4/26/2016	W.W. Grainger Inc	G170-LUBRICANTS	113.78
4500004141	4/26/2016	San Diego Seal Inc	R230-RAIL/LRV MECHANICAL	842.40
4500004142	4/26/2016	Office Solutions	G200-OFFICE SUPPLIES	573.43
4500004143	4/26/2016	Selective Transit Parts Inc	R220-RAIL/LRV TRUCKS	40,305.60
4500004144	4/26/2016	Home Depot USA Inc	M140-WAYSIDE SIGNALS	549.72
4500004145	4/26/2016	Annex San Diego #1 Inc	F120-BUS/LRV PAINT BOOTHS	933.44
4500004146	4/27/2016	Golden State Supply LLC	B160-BUS ELECTRICAL	69.12
4500004147	4/27/2016	Lucerix International Corporation	B130-BUS BODY	1,233.78

Purchase Orders				
PO Number	Date	Organization	Subject	Amount
4500004148	4/27/2016	Golden State Supply LLC	B140-BUS CHASSIS	44.28
4500004149	4/27/2016	Waxie Sanitary Supply Inc	G140-SHOP SUPPLIES	269.23
4500004150	4/27/2016	Jeyco Products Inc	G140-SHOP SUPPLIES	9.64
4500004151	4/27/2016	New Flyer Industries Canada ULC	P190-REV VEHICLE REPAIRS	1,039.42
4500004152	4/27/2016	Cummins Pacific LLC	B200-BUS PWR TRAIN EQUIP	698.34
4500004153	4/27/2016	New Flyer Industries Canada ULC	P190-REV VEHICLE REPAIRS	41.61
4500004154	4/27/2016	Airgas USA LLC	P160-EQUIPMENT RENTALS	840.96
4500004155	4/27/2016	Reid And Clark Screen Arts Co	G190-SAFETY/MED SUPPLIES	614.05
4500004156	4/27/2016	State of California	P350-OTHER LEGAL	48,000.00
4500004157	4/27/2016	APD Incorporated	B130-BUS BODY	861.00
4500004158	4/27/2016	Chromate Industrial Corporation	G150-FASTENERS	196.88
4500004159	4/27/2016	Office Depot	G200-OFFICE SUPPLIES	320.35
4500004160	4/27/2016	JKL Cleaning Systems	P130-EQUIP MAINT REPR SVC	381.02
4500004161	4/27/2016	Staples Contract & Commercial Inc	G200-OFFICE SUPPLIES	54.12
4500004162	4/27/2016	New Flyer Industries Canada ULC	B120-BUS MECHANICAL PARTS	298.21
4500004163	4/27/2016	FinishMaster Inc	F120-BUS/LRV PAINT BOOTHS	7,384.28
4500004164	4/27/2016	New Flyer Industries Canada ULC	B200-BUS PWR TRAIN EQUIP	2,585.19
4500004165	4/27/2016	Supreme Oil Company	A120-AUTO/TRUCK GASOLINE	1,867.63
4500004166	4/27/2016	Sherwin Williams Company	B130-BUS BODY	1,078.11
4500004167	4/27/2016	Protrak Service Ltd	P280-GENERAL SVC AGRMNTS	6,245.00
4500004168	4/27/2016	Simplexgrinnell LP	I130-IT CAPITAL HARDWARE	12,150.00
4500004169	4/27/2016	Buswest LLC	B110-BUS HVAC SYSTEMS	14,149.74
4500004170	4/27/2016	Cummins Pacific LLC	B200-BUS PWR TRAIN EQUIP	4,085.16
4500004171	4/27/2016	Miramar Ford Truck Sales Inc	B200-BUS PWR TRAIN EQUIP	236.85
4500004172	4/27/2016	Gillig LLC	B120-BUS MECHANICAL PARTS	2,317.76
4500004173	4/27/2016	Mohawk Mfg & Supply Co	B140-BUS CHASSIS	1,266.39
4500004174	4/27/2016	Praxair Distribution Inc.	G140-SHOP SUPPLIES	694.99
4500004175	4/27/2016	Staples Contract & Commercial Inc	G210-OFFICE FURNITURE	574.26
4500004176	4/27/2016	Gillig LLC	B160-BUS ELECTRICAL	1,646.04
4500004177	4/27/2016	New Flyer Industries Canada ULC	B140-BUS CHASSIS	1,267.46
4500004178	4/27/2016	Home Depot USA Inc	G130-SHOP TOOLS	133.77
4500004179	4/27/2016	Gillig LLC	B130-BUS BODY	2,424.30
4500004180	4/27/2016	Cummins Pacific LLC	B160-BUS ELECTRICAL	853.92
4500004181	4/27/2016	NABI Parts LLC	B160-BUS ELECTRICAL	682.84
4500004182	4/27/2016	New Flyer Industries Canada ULC	B130-BUS BODY	202.60
4500004183	4/27/2016	Cummins Pacific LLC	B200-BUS PWR TRAIN EQUIP	1,217.20
4500004184	4/27/2016	Cummins Pacific LLC	B200-BUS PWR TRAIN EQUIP	52.29
4500004185	4/27/2016	New Flyer Industries Canada ULC	B160-BUS ELECTRICAL	522.53
4500004187	4/27/2016	Knorr Brake Company	R160-RAIL/LRV ELECTRICAL	1,148.71
4500004188	4/27/2016	Knorr Brake Company	R160-RAIL/LRV ELECTRICAL	1,720.74
4500004189	4/27/2016	Merrimac Petroleum Inc	A120-AUTO/TRUCK GASOLINE	20,554.81
4500004190	4/27/2016	Cubic Transportation Systems	R160-RAIL/LRV ELECTRICAL	3,642.06
4500004191	4/27/2016	W.W. Grainger Inc	G130-SHOP TOOLS	52.35
4500004192	4/27/2016	Denlo Inc	G140-SHOP SUPPLIES	37.80
4500004193	4/27/2016	Airgas USA LLC	G140-SHOP SUPPLIES	79.58
4500004194	4/27/2016	New Flyer Industries Canada ULC	P190-REV VEHICLE REPAIRS	789.69
4500004195	4/27/2016	Cummins Pacific LLC	P190-REV VEHICLE REPAIRS	220.00
4500004196	4/27/2016	New Flyer Industries Canada ULC	P190-REV VEHICLE REPAIRS	351.25
4500004197	4/27/2016	Reefco LLC	P190-REV VEHICLE REPAIRS	356.40
4500004198	4/27/2016	Reid And Clark Screen Arts Co	G230-PRINTED MATERIALS	75.60
4500004199	4/28/2016	Aztec Fire & Safety	G140-SHOP SUPPLIES	788.88
4500004200	4/28/2016	JKL Cleaning Systems	P130-EQUIP MAINT REPR SVC	270.98
4500004201	4/28/2016	M Power Truck & Diesel Repair	P210-NON-REV VEH REPAIRS	1,407.45
4500004202	4/28/2016	Office Solutions	G200-OFFICE SUPPLIES	116.11
4500004203	4/28/2016	W.W. Grainger Inc	M110-SUB STATION	2,278.27
4500004204	4/28/2016	Kimley-Horn & Associates	C130-CONSTRUCTION SVCS	2,300.00
4500004205	4/28/2016	Team One Repair Inc	G290-FARE REVENUE EQUIP	21,573.00
4500004206	4/28/2016	Central Dispatch Inc	P120-BLDG/FACILITY REPRS	780.00

Purchase Orders				
PO Number	Date	Organization	Subject	Amount
4500004207	4/28/2016	Decals By Design Inc	R120-RAIL/LRV CAR BODY	375.84
4500004208	4/28/2016	Cubic Transportation Systems	G290-FARE REVENUE EQUIP	795.86
4500004209	4/28/2016	Daily Disposal Services Inc	P280-GENERAL SVC AGRMNTS	1,005.00
4500004210	4/28/2016	Willy's Electronic Supply Co	R150-RAIL/LRV COMM EQUIP	2,125.44
4500004211	4/28/2016	NABI Parts LLC	B130-BUS BODY	1,054.48
4500004212	4/28/2016	Office Depot	G210-OFFICE FURNITURE	282.94
4500004213	4/28/2016	Office Solutions	G210-OFFICE FURNITURE	1,286.68
4500004214	4/28/2016	Supreme Oil Company	A120-AUTO/TRUCK GASOLINE	1,898.45
4500004215	4/28/2016	Transit Products and Services	B130-BUS BODY	12,960.00
4500004216	4/28/2016	US Mobile Wireless	G120-SECURITY	231.00
4500004217	4/28/2016	Soco Group Inc	B180-BUS DIESEL	21,086.98
4500004218	4/28/2016	A.O. Reed & Co	P110-BLDG MAINTENANCE	290.00
4500004219	4/29/2016	Soco Group Inc	A120-AUTO/TRUCK GASOLINE	2,150.12
4500004220	4/29/2016	Mohawk Mfg & Supply Co	B110-BUS HVAC SYSTEMS	993.30
4500004221	4/29/2016	Cummins Pacific LLC	P190-REV VEHICLE REPAIRS	1,547.45
4500004222	4/29/2016	Cummins Pacific LLC	P190-REV VEHICLE REPAIRS	483.98
4500004223	4/29/2016	Ferguson Enterprises	F110-SHOP/BLDG MACHINERY	324.00
4500004224	4/29/2016	HI-TEC Enterprises	R230-RAIL/LRV MECHANICAL	37,665.00
4500004225	4/29/2016	APTA	G300-GENERAL CAPITAL EQP	30,000.00
4500004226	4/29/2016	Merrimac Petroleum Inc	A120-AUTO/TRUCK GASOLINE	20,679.39
4500004227	4/29/2016	John Wiley & Sons, Inc.	P490-MANAGEMENT TRAINING	2,629.14
4500004228	4/29/2016	Soco Group Inc	A120-AUTO/TRUCK GASOLINE	4,179.14
4500004229	4/29/2016	Robcar Corporation	F180-BUILDING MATERIALS	216.00
4500004230	4/29/2016	Controlled Motion Solutions Inc	G130-SHOP TOOLS	551.22
4500004231	4/29/2016	OneSource Distributors, LLC	M110-SUB STATION	151.20
4500004232	4/29/2016	FinishMaster Inc	F120-BUS/LRV PAINT BOOTHS	1,479.18
4500004233	4/29/2016	Agricultural Pest Control Svcs	P110-BLDG MAINTENANCE	2,400.00
4500004234	5/2/2016	New Flyer Industries Canada ULC	P190-REV VEHICLE REPAIRS	1,346.29
4500004235	5/2/2016	Kingsbury Uniforms Inc	G240-UNIFORM PROCUREMENT	2,862.00
4500004236	5/2/2016	Harbor Diesel & Equipment	P190-REV VEHICLE REPAIRS	1,060.83
4500004237	5/2/2016	TK Services Inc	P190-REV VEHICLE REPAIRS	2,248.72
4500004238	5/2/2016	W.W. Grainger Inc	F110-SHOP/BLDG MACHINERY	65.42
4500004239	5/2/2016	Vinyard Doors	F110-SHOP/BLDG MACHINERY	4,753.34
4500004240	5/2/2016	Charter Industrial Supply Inc	B200-BUS PWR TRAIN EQUIP	91.04
4500004241	5/2/2016	NABI Parts LLC	B250-BUS REPAIR PARTS	744.75
4500004242	5/2/2016	New Flyer Industries Canada ULC	B250-BUS REPAIR PARTS	768.85
4500004243	5/2/2016	Miramar Ford Truck Sales Inc	B200-BUS PWR TRAIN EQUIP	489.56
4500004244	5/2/2016	Cummins Pacific LLC	P190-REV VEHICLE REPAIRS	220.00
4500004245	5/2/2016	Airgas USA LLC	B250-BUS REPAIR PARTS	82.30
4500004246	5/2/2016	R.S. Hughes Co Inc	G140-SHOP SUPPLIES	457.22
4500004247	5/2/2016	Pressnet Express Inc	G230-PRINTED MATERIALS	1,166.40
4500004248	5/2/2016	San Diego Community College Distric	G120-SECURITY	176.00
4500004249	5/2/2016	Prochem Speciality Products Inc	G180-JANITORIAL SUPPLIES	2,537.58
4500004250	5/2/2016	Supreme Oil Company	A120-AUTO/TRUCK GASOLINE	1,886.12
4500004251	5/2/2016	Westair Gases & Equipment Inc	G140-SHOP SUPPLIES	830.73
4500004252	5/2/2016	W.W. Grainger Inc	P210-NON-REV VEH REPAIRS	49.57
4500004253	5/2/2016	Siemens Industry Inc	R160-RAIL/LRV ELECTRICAL	54,000.00
4500004254	5/2/2016	Waxie Sanitary Supply Inc	G180-JANITORIAL SUPPLIES	503.17
4500004255	5/2/2016	Total Filtration Services Inc	M110-SUB STATION	232.20
4500004256	5/2/2016	Merrimac Petroleum Inc	A120-AUTO/TRUCK GASOLINE	14,467.20
4500004257	5/2/2016	California Sheet Metal Works	R240-RAIL/LRV REPR PARTS	7,000.00
4500004258	5/2/2016	W.W. Grainger Inc	G140-SHOP SUPPLIES	710.44
4500004259	5/2/2016	Gillig LLC	P190-REV VEHICLE REPAIRS	384.59
4500004260	5/2/2016	Norman Industrial Materials	F110-SHOP/BLDG MACHINERY	236.05
4500004261	5/2/2016	New Flyer Industries Canada ULC	P190-REV VEHICLE REPAIRS	1,468.42
4500004262	5/2/2016	Cummins Pacific LLC	B200-BUS PWR TRAIN EQUIP	3,734.91
4500004263	5/2/2016	W.W. Grainger Inc	M110-SUB STATION	135.85
4500004264	5/3/2016	Transit Products and Services	P190-REV VEHICLE REPAIRS	2,916.00

Purchase Orders				
PO Number	Date	Organization	Subject	Amount
4500004265	5/3/2016	New Flyer Industries Canada ULC	B140-BUS CHASSIS	40,082.64
4500004267	5/3/2016	NABI Parts LLC	B130-BUS BODY	27,952.40
4500004269	5/3/2016	Chromate Industrial Corporation	G150-FASTENERS	7.56
4500004270	5/3/2016	Maxwell Industries R&D, Inc.	R140-RAIL/LRV DOORS/RAMP	7,212.24
4500004271	5/3/2016	Allied Refrigeration Inc	R170-RAIL/LRV HVAC	162.34
4500004272	5/3/2016	Siemens Industry Inc	R220-RAIL/LRV TRUCKS	4,620.24
4500004273	5/3/2016	Siemens Industry Inc	R230-RAIL/LRV MECHANICAL	17,962.56
4500004274	5/3/2016	Supreme Oil Company	A120-AUTO/TRUCK GASOLINE	1,855.67
4500004275	5/3/2016	Aztec Landscaping Inc	P150-MAINT. CLEANING	19,314.00
4500004276	5/3/2016	858 Graphics Inc	G230-PRINTED MATERIALS	70.13
4500004277	5/3/2016	Eran Hason	P130-EQUIP MAINT REPR SVC	322.40
4500004278	5/3/2016	Daniels Tire Service	A140-AUTO/TRUCK REPAIR	677.27