



1255 Imperial Avenue, Suite 1000
San Diego, CA 92101-7490
619.231.1466 FAX 619.234.3407

Agenda

SAN DIEGO METROPOLITAN TRANSIT SYSTEM

BOARD OF DIRECTORS MEETING & FINANCE WORKSHOP

April 12, 2018

9:00 a.m.

James R. Mills Building
Board Meeting Room, 10th Floor
1255 Imperial Avenue, San Diego

To request an agenda in an alternative format or to request accommodations to facilitate meeting participation, please call the Clerk of the Board at least two working days prior to the meeting. Assistive Listening Devices (ALDs) are available from the Clerk of the Board/Assistant Clerk of the Board prior to the meeting and are to be returned at the end of the meeting.

**ACTION
RECOMMENDED**

1. Roll Call
2. Approval of Minutes - March 8, 2018
3. Public Comments - Limited to five speakers with three minutes per speaker. Others will be heard after Board Discussion items. If you have a report to present, please give your copies to the Clerk of the Board.

Approve

Please SILENCE electronics
during the meeting

1255 Imperial Avenue, Suite 1000, San Diego, CA 92101-7490 • (619) 231-1466 • www.sdmts.com

Metropolitan Transit System (MTS) is a California public agency comprised of San Diego Transit Corp., San Diego Trolley, Inc. and San Diego and Arizona Eastern Railway Company (nonprofit public benefit corporations). MTS is the taxicab administrator for seven cities.

MTS member agencies include the cities of Chula Vista, Coronado, El Cajon, Imperial Beach, La Mesa, Lemon Grove, National City, Poway, San Diego, Santee, and the County of San Diego.



CONSENT ITEMS

6. [Revisions to MTS Advertising Policy, Board Policy No. 21](#) Approve
Action would approve the revisions to MTS Board Policy No. 21, "MTS Revenue-Generating Display Advertising, Concessions, and Merchandise".
7. [MTS Taxicab Public Liability Insurance Requirements](#) Approve
Action would authorize the Chief Executive Officer (CEO) to reduce the Taxicab Public Liability Insurance Requirement from \$1,000,000 Combined Single Limit (CSL) to \$350,000 CSL.
8. [Hosted Text Messaging Services - Contract Award](#) Approve
Action would: (1) Execute MTS Doc. No. G2067.0-18 with Enghouse Transportation (Enghouse) for the provision of hosted text messaging for a three (3) year base period with two (2) 1-year options, exercisable at MTS's sole discretion; and (2) Exercise each option year at the CEO's discretion.
9. [Orange Line Track Improvements - Change Order Amendment Numbers 12 - 14](#) Approve
Action would: (1) Ratify Construction Change Order Amendments 12 - 13 to MTS Doc. No. PWL211.0-16 for \$99,627.81, which was previously issued under the Chief Executive Officer's (CEO) authority, for Orange Line Track Improvements; and (2) Authorize the CEO to execute MTS Doc. No. PWL211.0-16 - Change Order Amendment 14, with Herzog Contracting Corp. (Herzog) for \$33,000.00.
10. [Vehicle Advertising - Contract Award](#) Approve
Action would authorize the Chief Executive Officer (CEO) to execute MTS Doc. No. G2014.0-17, with Clear Channel Outdoor, Inc. (CCO), to provide Vehicle (MTS Buses and Trolley Rail Cars) Advertising services for a five (5) year base term with five (5) one year options.
11. [Phase II Propane Fueling Services at Copley Park Division \(CPD\) - Contract Amendment](#) Approve
Action would authorize the Chief Executive Officer (CEO) to execute MTS Doc. No. B0656.2-16 with Ferrellgas, LP (Ferrellgas) for the provision of propane fueling services.
12. [Phase III Propane Fueling Services at Copley Park Division \(CPD\) - Contract](#) Approve
Action would: (1) Execute MTS Doc. No. B0673.0-18 with Ferrellgas, LP (Ferrellgas) for the provision of propane fueling services for a 5-year base period with two 1-year options, exercisable at MTS's sole discretion; and (2) Exercise each option year at CEO's discretion.
13. [San Diego Metropolitan Transit System \(MTS\) Task Order Contract Approval for Rio Vista Station Retaining Wall and Station Repairs](#) Approve
Action would authorize the Chief Executive Officer (CEO) to execute Work Order WOA1949-AE-06 for MTS Doc. No. G1949.0-17 with Jacobs Engineering Group, Inc. for \$119,904.34 to perform Design-Engineering Services for the Rio Vista Station Retaining Wall and Station Repairs ("Project").
14. [Light Rail Vehicle \(LRV\) Upper Level Work Platforms - Contract Award](#) Approve
Action would authorize the Chief Executive Officer (CEO) to execute MTS Doc. No. PWL240.0-18, with MTM Builders, Inc., for the construction of LRV Upper Level Work Platforms.

- | | | |
|-----|---|---------------|
| 15. | <u>Static Info Kiosk Replacement Project - Contract Award</u> Action would authorize the Chief Executive Officer (CEO) to execute PWL245.0-18 with Clear Signs for the Static Info Kiosk Replacement Project. | Approve |
| 16. | <u>Investment Report - February 2018</u> | Informational |
| 17. | <u>Pest Control Services - Contract Award</u> Action would authorize the Chief Executive Officer (CEO) to execute a contract for up to a three-year period in response to MTS Doc. No. L1423.0-18, to Corky's Pest Control, Inc. for Pest Control Services in an amount not to exceed \$100,212. | Approve |
| 18. | <u>Closed-Circuit Television On-Call Services - Contract Amendment</u> Action would authorize the Chief Executive Officer (CEO) to execute MTS Doc. No. PWG166.1-15 with Electro Specialty Systems (ESS) for \$677,458.48. | Approve |

FINANCE WORKSHOP

- | | | |
|-----|---|--------------------|
| 19. | <u>Fiscal Year 2019 Operating Budget Discussion (Mike Thompson)</u> Action would receive a report regarding fiscal year (FY) 2019 operating budget development and provide guidance on budgetary issues. | Possible Action |
|-----|---|--------------------|

CLOSED SESSION

- | | | |
|-----|--|--------------------|
| 24. | a. CLOSED SESSION - CONFERENCE WITH LEGAL COUNSEL REGARDING PENDING LITIGATION Pursuant to California Government Code Section 54956.9/ANTICIPATED LITIGATION Pursuant to Government Code Section 54956.9(d)(4) <u>Case:</u> Augustino vs San Diego Metropolitan Transit System , et al. San Diego Superior Court Case No. 37-2018-00009620-CU-OE-CTL | Possible Action |
| | b. CLOSED SESSION – CONFERENCE WITH LEGAL COUNSEL – EXISTING LITIGATION Pursuant to California Government Code Section 54956.9(d)(1) Lawrence Howard v. San Diego Transit Corporation, Metropolitan Transit System et al. San Diego Superior Court Case No. 37-2017-00010560-CU-PA-CTL | Possible Action |

Oral Report of Final Actions Taken in Closed Session

NOTICED PUBLIC HEARINGS

- | | |
|-----|-------|
| 25. | None. |
|-----|-------|

DISCUSSION ITEMS

- | | |
|-----|-------|
| 30. | None. |
|-----|-------|

REPORT ITEMS

- | | | |
|-----|--|---------------|
| 45. | <u>Fiscal Year 2018 Second Quarter Performance Monitoring Report (Denis Desmond)</u> | Informational |
| 46. | <u>Desert Line Status Update (Karen Landers)</u> | Informational |
| 47. | <u>Dockless Bike Update (Sharon Cooney)</u> | Informational |

- | | | |
|-----|---|---------------|
| 60. | <u>Chair Report</u> | Informational |
| 61. | <u>Chief Executive Officer's Report</u> | Informational |
| 62. | <u>Board Member Communications</u> | |
| 63. | <u>Additional Public Comments Not on the Agenda</u> If the limit of 5 speakers is exceeded under No. 3 (Public Comments) on this agenda, additional speakers will be taken at this time. If you have a report to present, please furnish a copy to the Clerk of the Board. Subjects of previous hearings or agenda items may not again be addressed under Public Comments. | |
| 64. | <u>Next Meeting Date:</u> May 10, 2018 | |
| 65. | <u>Adjournment</u> | |

MEETING OF THE SAN DIEGO METROPOLITAN TRANSIT SYSTEM
BOARD OF DIRECTORS
1255 Imperial Avenue, Suite 1000
San Diego, CA 92101

MINUTES

March 8, 2018

[Clerk's note: Except where noted, public, staff and board member comments are paraphrased].

1. Roll Call

Chair Gomez called the Board meeting to order at 9:04 a.m. A roll call sheet listing Board member attendance is attached.

BOARD RECOGNITION PRESENTATION

Chair Gomez stated that the Board would like to recognize MTS employees that recently went above and beyond the normal call of duty. Chair Gomez presented recognition awards to several transit enforcement officers for helping save the life of a fellow officer.

2a. Fiscal Year 2018 Midyear Adjustment (Mike Thompson)

Mike Thompson, Director of Financial Planning and Analysis, provided a presentation on the fiscal year (FY) 2018 midyear adjustment. He discussed the revenue assumptions for passenger levels, other operating revenue, and subsidy revenue. He discussed the expense assumptions for personnel costs, outside services, materials and supplies, and energy expenses. Lastly, he reviewed the results of revenues less expenses and stated that the budget is balanced overall for the midyear adjustment. He noted that \$5 million of Transportation Development Act (TDA) funds from the Capital budget are being used to balance the FY 2018 budget.

Action Taken

Mr. Hall moved to enact Resolution No. 18-2 amending the fiscal year (FY) 2018 operating budget for the San Diego Metropolitan Transit System (MTS), San Diego Transit Corporation (SDTC), San Diego Trolley, Inc. (SDTI), MTS Contract Services, and the Coronado Ferry. Ms. Bragg seconded the motion, and the vote was 14 to 0 in favor with Mr. Faulconer absent.

2b. Fiscal Year 2019 Operating Budget Discussion (Mike Thompson)

Mr. Thompson provided a presentation on the FY 2019 operating budget. He reviewed the FY 2019 revenue assumptions including the continuation of the structural deficit; slowing growth in sales tax receipts revenue; other operating revenues; and passenger levels. He discussed the FY 2019 expense assumptions including service levels; personnel costs; purchased transportation contracts; outside services; energy; and risk. Mr. Thompson provided the overall preliminary projections for FY 2019 operating budget. Lastly, he reviewed the FY 2019 budget development calendar.

Mr. Diaz inquired about increased pension costs on the personnel side. Mr. Thompson stated that there will be a small increase with CalPERS with management employees. He noted that we have already experienced a larger increase with the self-funded program with San Diego Transit, but those costs should start declining in future years.

Ms. Salas, Chair of the Budget Development Committee, commented that the Board will need to be mindful and cautious in the upcoming budget meetings while discussing future improvements and expansion of the system.

Action Taken

No action taken. Informational item only.

2c. Fiscal Year 2019 Capital Improvement Program (Mike Thompson)

Mr. Thompson provided a presentation on the FY 2019 Capital Improvement Program (CIP). He provided a brief history of previous capital funding trends. He noted that the goals of the CIP are to keep the MTS system in a state of good repair and to keep funding of non-recurring nature in the Capital program. Mr. Thompson discussed the recurring revenues for Federal, TDA, Formula STA, and SB 1 revenues. He noted that the SB 1 revenues are being treated as one-time funding due to the risk of repeal. He reviewed other non-recurring revenues including Cap and Trade Low Carbon Transit Operations Program (LCTOP) funding and Federal IRS Alternative Fuel Credits. Mr. Thompson reviewed the total proposed FY 2019 CIP funding levels.

Mr. Thompson reviewed the development of the FY 2019 CIP. He stated that the CIP process began in October 2017 and the Capital Projects Review Committee (CPRC) held discussions on the priority project list. He reviewed the FY 2019 CIP project highlights for bus including bus revenue vehicles, Zero Emission Bus (ZEB) pilot, new bus maintenance facility, and other bus operations projects. He reviewed the FY 2019 CIP project highlights for rail including SD100 replacements, and other rail operations projects. He reviewed other administration FY 2019 CIP projects including the fare system upgrade project. Lastly, Mr. Thompson reviewed the CIP program projections over the next five years.

Mr. Cunningham inquired about the procurement of the 40 foot buses and asked if we are locked into long term pricing. Mr. Thompson replied that the pricing for those buses is fixed. Mr. Cunningham asked if we are locked into a minimum number of purchases for the 40 foot buses. Mr. Thompson replied that we are not locked into a minimum number of purchases. Mr. Jablonski noted that we are not locked into purchasing a certain number of buses, so if we have to begin buying electric buses we will be able to do that.

Action Taken

Ms. Salas moved to: (1) Approve the fiscal year 2018 Capital Improvement Program (CIP) with the estimated federal and nonfederal funding levels. As the federal appropriation figures are finalized and/or other project funding sources become available, allow the Chief Executive Officer (CEO) to identify and adjust projects for the adjusted funding levels; (2) Recommend that the San Diego Association of Governments (SANDAG) Board of Directors approve the submittal of Federal Section 5307, 5337 and 5339 applications for the MTS fiscal year 2019 CIP; and (3)

Recommend that the SANDAG Board of Directors approve amendment number 12 of the 2016 Regional Transportation Improvement Program (RTIP) in accordance with the fiscal year 2019 CIP recommendations. Mr. Sandke seconded the motion, and the vote was 14 to 0 in favor with Mr. Faulconer absent.

2d. Regional Fare Study (Sharon Cooney and Israel Maldonado)

Sharon Cooney, Chief of Staff, provided a brief introduction of the regional fare study presentation. She stated that the last regional fare study was concluded in 2009. Ms. Cooney stated that the upcoming purchase of the new fare system will require an updated and simplified fare structure. She also noted that the Board has previously indicated interest in making changes to the TransNet fare structure for the requirements and costs of the senior/disabled passes. Ms. Cooney commented that we have a structural deficit and the Board had also asked staff to look at fares during the fare study for a possible increase.

Israel Maldonado, Fare System Administrator, continued the presentation and discussed the goals of the fare study including simplifying the fare structure; reducing capital costs of the Next Fare System; being revenue neutral or positive; and minimizing ridership loss. He reviewed the methodology of the fare study and discussed the comparison between MTS and other agencies related to fares. Mr. Maldonado reviewed the details of the five proposed packages in the fare study. Mr. Jablonski commented that there are several goals while we are doing this fare study which includes increasing revenue and increasing simplification of fares.

Mr. McWhirter inquired about the decreases in ridership that are being estimated. Ms. Cooney replied that the ridership increases and decreases are an estimate from the consultant's modeling system.

Mr. Diaz also commented on the possible ridership decreases due to the proposed fare study results. Ms. Cooney replied that there is a risk with fare increases that you may outprice certain riders. She stated that they try to minimize the decrease as much as they can in the beginning and then as normal cost of living rises, ridership will not be as sensitive. Ms. Cooney noted that MTS has not had a fare increase in ten years and the general trend in the industry is to have a fare increase every three years due to the increase of cost of living.

Mr. Sandke commented about maximizing ridership gains in some of the proposed packages. Ms. Cooney replied that when we implement the new fare structure along with the new fare system, we will increase ridership due to the ease of use within the system.

Mr. Jablonski commented that fare increases generally do have an impact on ridership and then the ridership will begin to come back. He also noted that fare surveys have found that people would prefer to have their fares increased rather than have their service cut.

Mr. Maldonado continued the presentation and reviewed the proposed packages in the fare study. Ms. Cooney discussed the details of a new proposed pass. The new pass would be a 3-hour \$3.00 pass which would ultimately reach out to new riders that may use transit for short roundtrips or for one direction travel. Mr. Maldonado reviewed the next steps for the fare study including Board input, public outreach, Title VI Analysis and approval by the SANDAG Board.

PUBLIC COMMENTS

Maya Rosas – Ms. Rosas commented on behalf of Circulate San Diego. She stated that Circulate San Diego supports the idea for free trolley transfers. She also said that they support the 3-hour \$3.00 pass and asked that it be included in the fare packages that are being evaluated.

BOARD COMMENTS

Mr. Alvarez inquired if the Rapid Express Pass covers other MTS services. Ms. Cooney replied that pass allows you to take all of MTS's other services. Mr. Alvarez commented on the proposed elimination of trolley transfers. Ms. Cooney replied that about 1.3% of all trolley patrons use a one-way ticket and then transfer to another trolley line. Mr. Alvarez commented that he likes the similarity in passes being proposed for the senior and youth passes. He stated that he also supports the age increase of the senior pass from 60 to 65.

Ms. Cole inquired on how the increase proposals were calculated. Ms. Cooney replied that the calculations were based on looking at cash-paying fares versus monthly pass holders. She said that they compared those fares to our peer agencies. She noted that they also reviewed the deficit numbers and based proposals on trying to fill the deficit with a specific revenue increase. Ms. Cole inquired why the senior age is being increased from 60 to 65. Karen Landers, General Counsel, replied that there is a federal requirement that we have to offer a senior/disabled pass at half the cost of the regular fare and the federal requirements on age for seniors is 65. She stated that TransNet was supposed to supplement the discount for the senior/disabled fares, but it has not been able to fully supplement the actual costs.

Ms. Rios inquired if staff looked at increased ridership as well as increasing fares. Mr. Maldonado replied that staff looked closely at finding ways to increase fares without having a large impact to ridership. Ms. Rios stated that she would like to see the 3-hour \$3.00 pass included in the proposed packages.

Mr. Hall inquired if we could increase the senior age from 60 to 62. Mr. Landers replied that will be determined by the SANDAG Board. She noted that the age will not be able to be raised to more than 65 due to federal law. Mr. Hall recommended looking into an \$80 fare instead of the proposed \$84.

Mr. Diaz asked if we did a survey before we created these packages. Ms. Cooney replied that we did not do a survey before we created the packages, but there was a ridership survey done in 2015 that helped drive the development of the packages. Mr. Diaz commented that he likes the idea of fare simplification.

Chair Gomez asked for more detail related to the public input process. Muggs Stoll, with SANDAG, stated that there will be significant public input before SANDAG will take any action on the fare ordinance. Chair Gomez requested that staff provide the outreach schedule to the Board once available.

Mr. Roberts recommended increasing the senior age limit one year at a time until it reaches 65, so people who are already qualified for the senior fare are not precluded from the discount. Mr.

Jablonski stated that the proposal is to raise the age limit one year at a time so it does not preclude people who currently qualify.

Mr. McWhirter asked for the ridership numbers and statistics of riders to be brought to the Board so they can have a better idea of who is riding the system and how a fare increase would affect those riders.

Ms. Bragg commented on the 3-hour \$3.00 pass and asked if that time limit could be extended. Ms. Cooney commented that the alternative to that pass would be to purchase a \$5 day pass. Ms. Bragg stated that she supports the idea of simplifying the fare structure.

Ms. Rios asked about the purpose behind the proposed 3-hour \$3.00 pass proposal. Ms. Cooney stated that the proposal was to try and attract the occasional rider to the system.

Action Taken

No action taken. Informational item only.

5b. Approval of Minutes

Mr. McWhirter moved to approve the minutes of the February 15, 2018, MTS Board of Directors meeting. Ms. Salas seconded the motion, and the vote was 14 to 0 in favor with Mr. Faulconer absent.

5c. Public Comments

Martha Welch – Ms. Welch commented on Transdev operations. She commented that Route 901 doesn't go to the library, but the Route 12 does. She also commented on the lack of benches and bathrooms at stations.

CONSENT ITEMS

6. Increased Authorization for Legal Service Contracts to Pay the Remaining Projected Expenses in Fiscal Year 2018

Action would approve increasing the dollar amount of three (3) legal services contracts to cover anticipated fiscal year 18 (FY18) expenses.

7. Property Insurance Renewal

Action would authorize the Chief Executive Officer (CEO) to renew the property insurance coverage for the San Diego Metropolitan Transit System (MTS), San Diego Transit Corporation (SDTC), and San Diego Trolley, Inc. (SDTI) with the California State Association of Counties - Excess Insurance Authority (CSAC-EIA) Property Insurance Program, effective March 31, 2018 through March 31, 2019, with various coverage deductibles of \$25,000 (real estate and personal content property), \$100,000 (bus fleet), \$250,000 (light rail fleet) and \$1,500,000 (roads, bridges and tunnels).

8. Fiscal Year (FY) 2017-2018 Low Carbon Transit Operations Program (LCTOP) Funding

Action would adopt Resolution No. 18-1 in order to: (1) agree to comply with all conditions and requirements set forth in the Certification and Assurances Document, and applicable statutes,

regulations, and guidelines for all LCTOP funded transit projects; (2) authorize the Chief Executive Officer (CEO), or designated representative, to execute all required documents of the LCTOP and any amendments thereto with the California Department of Transportation; (3) authorize the use of, and application for, \$4,204,139 in Fiscal Year 2017-2018 LCTOP funding for capital projects which reduce greenhouse gas emissions and improve mobility with a priority on serving disadvantaged communities; and (4) certify that at least 50% of the total LCTOP funds received will be spent on projects or services that will benefit Disadvantaged Communities (DAC) identified in Section 39711 of the Health and Safety Code.

9. Security for Centerline Stations
Action would authorize the Chief Executive Officer (CEO) to execute Amendment Number 3 to MTS Doc. No. G1828.0-15 with Allied/Universal dba Transit Systems Security, to provide additional security services for coverage of the new Bus Rapid Transit Centerline Stations through June 30, 2019.
10. Investment Report - January 2018
11. SAP Punchout Catalog for Office Supplies - Piggyback Contract
Action would authorize the Chief Executive Officer (CEO) to execute MTS Doc. No. G2090.0-18 with Office Depot for two (2) base years and four (4) option years for SAP punchout catalog for office supply purchases.
12. San Diego Metropolitan Transit System (MTS) Trolley Track Improvements - Contract Award
Action would authorize the Chief Executive Officer (CEO) to execute MTS Doc. No. PWL243.0-17, with Veolia Transportation Maintenance & Infrastructure (VTMI), for Trolley Track Improvements.
13. Railroad Ties - Contract Award
Action would authorize the Chief Executive Officer (CEO) to execute MTS Doc. No. L1429.0-18, with Gemini Forest Products ("Gemini"), for Douglas Fir Railroad Ties.
14. Building C and San Ysidro Trolley Terminal HVAC Replacement - Award Work Order Under a Job Order Contract
Action would authorize the Chief Executive Officer (CEO) to execute Work Order MTSJOC7503-01, PWL234.0-17 with ABC Construction, Inc. (ABC) for Building C and San Ysidro Trolley Terminal HVAC Replacement.
15. On-Call Railroad General Electrical and Communication Construction Services - Contract Amendment
Action would authorize the Chief Executive Officer (CEO) to execute MTS Doc. No. PWL203.1-16 with HMS Construction, Inc. (HMS), for an increase to the contract value.
16. Bus Shelter Advertising Contract Award and Extension to Allow Digital Advertising - Sole Source Award
Action would authorize the Chief Executive Officer (CEO) to: (1) amend the current contract with Clear Channel Outdoor (CCO) to include terms outlined below; and (2) exercise five one-year options, and extend the contract for an additional five years.

BOARD COMMENTS

Mr. Alvarez asked about item number 6. He inquired if any of the firms are in active litigation. Ms. Landers replied that we are going out for a new procurement to refresh our legal services panel, but any litigation matters that a law firm is currently handling would continue that matter until it is resolved. Ms. Landers stated that the reason for the requested increase of these firms is because each of these firms has active matters that need additional funding.

Action on Recommended Consent Items

Ms. Cole moved to approve Consent Agenda Item Nos. 6 – 16. Ms. Bragg seconded the motion, and the vote was 14 to 0 in favor with Mr. Faulconer absent.

CLOSED SESSION

24. Closed Session Items

The Board convened to Closed Session at 11:05 a.m.

- a. CLOSED SESSION - CONFERENCE WITH LEGAL COUNSEL - EXISTING LITIGATION
Pursuant to California Government Code Section 54956.9(d)(1) Tracy Martin v. Jeffrey Neal Anderson, Metropolitan Transit System et al. San Diego Superior Court Case No. 37-2016-00034291-CU-PA-CTL

The Board reconvened to Open Session at 11:11 a.m.

Oral Report of Final Actions Taken in Closed Session

Karen Landers, General Counsel, reported the following:

- a. The Board received a report and gave instructions to counsel.

NOTICED PUBLIC HEARINGS

- 25. None.

DISCUSSION ITEMS:

30. Consulting Services - Zero Emission Bus (ZEB) Pilot Program - Contract Award (Bill Spraul)

Bill Spraul, Chief Operating Officer – Transit Services, provided a presentation on the consulting services – ZEB pilot program contract award. Mr. Spraul stated that the Board approved a recommendation for a ZEB pilot program on October 19, 2017. He reviewed the pilot program components which include a consultant for technical expertise and experience; pilot development, implementation, operation, analysis and reporting; bus procurement; infrastructure needs and analysis; and a roadmap detailing pilot to full deployment. Mr. Spraul discussed the ZEB pilot program consulting services details. He reviewed the procurement process for the ZEB pilot program consulting services. Mr. Spraul noted that the proposed

recommendation is to approve the Center for Transportation and the Environment (CTE) for the consulting services contract. He provided a brief background and history on CTE.

Ms. Cole commented that she is pleased to see the ZEB pilot program developing and supports the action.

Action Taken

Ms. Cole moved to authorize the Chief Executive Officer (CEO) to execute MTS Doc. No. B0684.0-18 with Center for Transportation & the Environment (CTE) for the provision of consulting services for a ZEB pilot program and implementation for a 3 1/2-year period. Mr. Hall seconded the motion, and the vote was 13 to 0 in favor with Mr. Faulconer and Mr. McClellan absent.

31. AB 805: Ballot Measure (Sharon Cooney)

Ms. Cooney provided a presentation on the details of the proposed MTS ballot measure development process. She provided a brief introduction and background on the history of the AB 805 authorization of the ballot measure. Ms. Cooney discussed the steps in the process including creating a Board Ad Hoc Committee to govern the process; hiring a political consultant; bringing on legal expertise; and conducting a financial analysis. She stated that staff will need to obtain legal advice; political advice, research and survey professional services; development of the transit expenditure plan; financial consultation; and marketing/public outreach/involvement consultants. She reviewed details related to budgeting for a ballot measure. Lastly, Ms. Cooney reviewed the next steps including creating a Board Ad Hoc Committee; putting together solicitation packages for consultant services; and including a new line item in the budget.

Chair Gomez made a recommendation for the Ad Hoc Committee to include Mr. Alvarez as Chair of the Committee, Mr. Roberts, Mr. Sandke, Ms. Rios, Mr. Arambula, Mr. McWhirter and herself.

Action Taken

Mr. Cunningham moved to ratify the creation and membership of an Ad Hoc Committee to govern the process. Ms. Salas seconded the motion, and the vote was 14 to 0 in favor with Mr. Faulconer absent.

REPORT ITEMS

45. Fiscal Year 2018 Second Quarter Performance Monitoring Report (Denis Desmond)

This item was deferred to the next Board meeting.

Action Taken

No action taken. Informational item only.

46. Joint Development Properties Inventory Update (Tim Allison)

Ms. Landers provided a brief introduction and noted that this item is to inform the Board of current properties and to help plan for the future. Tim Allison, Manager of Real Estate Assets, continued the presentation and reviewed Board Policy No. 18 – Joint Use and Development of Property. He reviewed Policy No. 18 goals and development criteria. Mr. Allison discussed previous and active MTS joint use and development projects including Creekside Villas at the 47th Street Trolley Station; Sweetwater Union High School District Adult Education Extension at the 24th Street Trolley Station; Morena Vista Transit Oriented Development; Grossmont Trolley Station Transit Oriented Development; and Encanto/62nd Street Trolley Station Affordable Housing Project. He discussed and reviewed details of the highlighted properties available for new development including the Grantville Trolley Station, El Cajon Transit Center, Iris Avenue Station, Bayfront/E Street Station, H Street Station, Palm Avenue Station, Encanto/62nd Street Station, Massachusetts Avenue Station, 1313 National Avenue, 1344 National Avenue, and the Riverwalk Development.

PUBLIC COMMENTS

Maya Rosas – Ms. Rosas commented on behalf of Circulate San Diego. She stated that much of MTS's properties are underutilized parking lots. She stated that Circulate San Diego is currently preparing to release a report that outlines the best practices for joint development programs across the state and includes recommendations for MTS. She provided the following recommendations: update the joint development program to issue Request for Proposals for priority sites and actively solicit near-term development partners; include a requirement that a percentage of the new homes developed on MTS land be made permanently affordable for low income renters; eliminate the costly requirement for new developments to replace or maintain parking where it is already underutilized. She stated that with updated policies, MTS can encourage more of its land to be developed and promote the use of transit with transit oriented development (TOD). Ms. Rosas requested that the Board provide direction to MTS staff to explore updating MTS's Joint Development Program and Policy No. 18 with Circulate San Diego's recommendations.

BOARD COMMENTS

Mr. Alvarez commented that he believes we should be maximizing the use and potential of these properties. He inquired about the El Cajon Transit Center. Mr. Allison replied they are looking at 40 to 50 dwelling units per acre at this site. Mr. Alvarez inquired about the zoning at the Iris Avenue Station property. Mr. Allison replied that this site would require a rezoning permit to allow residential development. Mr. Alvarez asked about the zoning at the E Street and H Street properties. Mr. Allison replied that those properties have already been rezoned to residential. Mr. Alvarez commented that the National Avenue property has good potential for development on that block. Ms. Landers commented that this is a unique property and she stated that they would want to look into up-zoning this property before moving forward. Mr. Alvarez recommended planning on appropriately rezoning these properties now so future developments could have a quicker process. He also recommended including an affordable housing component to the MTS policy.

Chair Gomez commented that it does make sense to update Policy No. 18 and bring it back to the Board for further discussion and consideration.

Action Taken

No action taken. Informational item only.

60. Chair Report

Chair Gomez stated that she had an opportunity to tour the MTS trolley and bus operations, and thanked MTS staff for providing that tour.

61. Chief Executive Officer's Report

Mr. Jablonski announced that MTS received the Government Finance Officers Association (GFOA) Award for the 12th consecutive year. He provided preliminary results from the Transit Optimization Plan (TOP) for February 2018. The results for the month of February 2018 compared to 2017 for the specific TOP routes were up slightly year over year. Mr. Jablonski noted that MTS was recently ranked the third best city in the United States for transit service to the airport. Mr. Jablonski commented that staff is working on updated processes on how we communicate the agenda to the Board Members. He stated that he wanted to demonstrate a way to easily navigate through the agenda through our website. Julia Tuer, Clerk of the Board, provided a demonstration on how to navigate the Board agendas on the website by utilizing the hyperlinks and the bookmarks embedded into the packets.

62. Board Member Communications

Ms. Rios thanked the MTS staff for the comprehensive tour they provided for her and Chair Gomez. She also reminded the Board Members that they will be going on another tour of the Blue Line immediately following today's meeting if anyone is interested and available.

63. Additional Public Comments on Items Not on the Agenda

There were no additional public comments.

64. Next Meeting Date

The next regularly scheduled Board meeting is April 12, 2018.

65. Adjournment

Chair Gomez adjourned the meeting at 12:10 p.m.

/s/ Georgette Gómez
Chairperson
San Diego Metropolitan Transit System

Filed by:

Approved as to form:

/s/ Julia Tuer
Clerk of the Board
San Diego Metropolitan Transit System

/s/ Karen Landers
General Counsel
San Diego Metropolitan Transit System

Attachment: Roll Call Sheet

SAN DIEGO METROPOLITAN TRANSIT SYSTEM
BOARD OF DIRECTORS & FINANCE WORKSHOP
ROLL CALL

MEETING OF (DATE): March 8, 2018

CALL TO ORDER (TIME): 9:04 a.m.

RECESS: _____

RECONVENE: _____

CLOSED SESSION: 11:05 a.m.

RECONVENE: 11:11 a.m.

PUBLIC HEARING: _____

RECONVENE: _____

ORDINANCES ADOPTED: _____

ADJOURN: 12:10 p.m.

| BOARD MEMBER | (Alternate) | PRESENT (TIME ARRIVED) | ABSENT (TIME LEFT) |
|--------------|---|---------------------------|-----------------------|
| ALVAREZ | <input checked="" type="checkbox"/> (Cate) <input type="checkbox"/> | 9:00 a.m. | 12:10 p.m. |
| ARAMBULA | <input checked="" type="checkbox"/> (Mendoza) <input type="checkbox"/> | 9:00 a.m. | 12:10 p.m. |
| BRAGG | <input checked="" type="checkbox"/> (Spriggs) <input type="checkbox"/> | 9:00 a.m. | 12:10 p.m. |
| COLE | <input checked="" type="checkbox"/> (Ward) <input type="checkbox"/> | 9:00 a.m. | 11:50 a.m. |
| CUNNINGHAM | <input checked="" type="checkbox"/> (Mullin) <input type="checkbox"/> | 9:08 a.m. | 11:48 a.m. |
| DIAZ | <input checked="" type="checkbox"/> (Aguilar) <input type="checkbox"/> | 9:00 a.m. | 12:10 p.m. |
| FAULCONER | <input type="checkbox"/> (Zapf) <input type="checkbox"/> | | |
| GOMEZ | <input checked="" type="checkbox"/> (Bry) <input type="checkbox"/> | 9:00 a.m. | 12:10 p.m. |
| HALL | <input checked="" type="checkbox"/> (Jones) <input type="checkbox"/> | 9:00 a.m. | 12:10 p.m. |
| MCCLELLAN | <input checked="" type="checkbox"/> (Goble) <input type="checkbox"/> | 9:00 a.m. | 12:10 p.m. |
| MCWHIRTER | <input checked="" type="checkbox"/> (Arapostathis) <input type="checkbox"/> | 9:00 a.m. | 12:10 p.m. |
| RIOS | <input checked="" type="checkbox"/> (Sotelo-Solis) <input type="checkbox"/> | 9:00 a.m. | 12:10 p.m. |
| ROBERTS | <input checked="" type="checkbox"/> (Cox) <input type="checkbox"/> | 9:00 a.m. | 12:10 p.m. |
| SALAS | <input checked="" type="checkbox"/> (Aguilar) <input type="checkbox"/> | 9:00 a.m. | 11:50 a.m. |
| SANDKE | <input checked="" type="checkbox"/> (Donovan) <input type="checkbox"/> | 9:00 a.m. | 12:10 p.m. |

SIGNED BY THE CLERK OF THE BOARD: /s/ Julia Tuer

CONFIRMED BY THE GENERAL COUNSEL: /s/ Karen Landers



AGENDA ITEM NO.

3

REQUEST TO SPEAK FORM

ORDER REQUEST RECEIVED

1

**PLEASE SUBMIT THIS COMPLETED FORM (AND YOUR WRITTEN STATEMENT)
TO THE CLERK OF THE BOARD PRIOR TO DISCUSSION OF YOUR ITEM**

1. INSTRUCTIONS

This Request to Speak form must be filled out and submitted in advance of the discussion of your item to the Clerk of the Board (please attach any written statement to this form). Communications on hearings and agenda items are generally limited to three minutes per person unless the Board authorizes additional time; however, the Chairperson may limit comment to one or two minutes each if there are multiple requests to speak on a particular item. General public comments on items not on the agenda are limited to three minutes. Please be brief and to the point. No yielding of time is allowed. Subjects of previous hearings or agenda items may not again be addressed under General Public Comments.

(PLEASE PRINT)

| | |
|--------------------------------------|--|
| DATE | 4/12/18 |
| Name | Kristen Victor |
| Address | 900 Grand Ave #201 |
| Telephone | 613 318 8682 |
| Email | kristen@sustainabilitymatters.us |
| Organization Represented | PB EcoDistrict |
| Subject of Your Remarks | PB Farmers Market |
| Regarding Agenda Item No. | |
| Your Comments Present a Position of: | <input type="checkbox"/> SUPPORT <input type="checkbox"/> OPPOSITION |

2. TESTIMONY AT NOTICED PUBLIC HEARINGS

At Public Hearings of the Board, persons wishing to speak shall be permitted to address the Board on any issue relevant to the subject of the Hearing.

3. DISCUSSION OF AGENDA ITEMS

The Chairman may permit any member of the public to address the Board on any issue relevant to a particular agenda item.

4. GENERAL PUBLIC COMMENTS ON MATTERS NOT ON THE AGENDA

Public comment on matters not on the agenda will be limited to five speakers with three minutes each, under the Public Comment Agenda Item. Additional speakers will be heard at the end of the Board's Agenda.

NOTE: Subjects of previous hearings or agenda items may not again be addressed under General Public Comments.



AGENDA ITEM NO.

3

REQUEST TO SPEAK FORM

ORDER REQUEST RECEIVED

2

**PLEASE SUBMIT THIS COMPLETED FORM (AND YOUR WRITTEN STATEMENT)
TO THE CLERK OF THE BOARD PRIOR TO DISCUSSION OF YOUR ITEM**

1. INSTRUCTIONS

This Request to Speak form must be filled out and submitted in advance of the discussion of your item to the Clerk of the Board (please attach any written statement to this form). Communications on hearings and agenda items are generally limited to three minutes per person unless the Board authorizes additional time; however, the Chairperson may limit comment to one or two minutes each if there are multiple requests to speak on a particular item. General public comments on items not on the agenda are limited to three minutes. Please be brief and to the point. No yielding of time is allowed. Subjects of previous hearings or agenda items may not again be addressed under General Public Comments.

(PLEASE PRINT)

| | | | |
|--------------------------------------|------------------------------|----------------|--|
| DATE | 4/12/18 | | |
| Name | Katie Matchett | | |
| Address | 4765 Academy Place, SD 92109 | | |
| Telephone | 619-813-1987 | | |
| Email | katie.matchett@gmail.com | | |
| Organization Represented | beautiful PB | | |
| Subject of Your Remarks | PB Farmer's Market | | |
| Regarding Agenda Item No. | 3 | | |
| Your Comments Present a Position of: | <input type="checkbox"/> | SUPPORT | <input type="checkbox"/> OPPOSITION |

2. TESTIMONY AT NOTICED PUBLIC HEARINGS

At Public Hearings of the Board, persons wishing to speak shall be permitted to address the Board on any issue relevant to the subject of the Hearing.

3. DISCUSSION OF AGENDA ITEMS

The Chairman may permit any member of the public to address the Board on any issue relevant to a particular agenda item.

4. GENERAL PUBLIC COMMENTS ON MATTERS NOT ON THE AGENDA

Public comment on matters not on the agenda will be limited to five speakers with three minutes each, under the Public Comment Agenda Item. Additional speakers will be heard at the end of the Board's Agenda.

NOTE: Subjects of previous hearings or agenda items may not again be addressed under General Public Comments.



AGENDA ITEM NO.

3

REQUEST TO SPEAK FORM

ORDER REQUEST RECEIVED

3

**PLEASE SUBMIT THIS COMPLETED FORM (AND YOUR WRITTEN STATEMENT)
TO THE CLERK OF THE BOARD PRIOR TO DISCUSSION OF YOUR ITEM**

1. INSTRUCTIONS

This Request to Speak form must be filled out and submitted in advance of the discussion of your item to the Clerk of the Board (please attach any written statement to this form). Communications on hearings and agenda items are generally limited to three minutes per person unless the Board authorizes additional time; however, the Chairperson may limit comment to one or two minutes each if there are multiple requests to speak on a particular item. General public comments on items not on the agenda are limited to three minutes. Please be brief and to the point. No yielding of time is allowed. Subjects of previous hearings or agenda items may not again be addressed under General Public Comments.

(PLEASE PRINT)

| | |
|--------------------------------------|--|
| DATE | 4/12/18 |
| Name | Henish Pulickal |
| Address | 3920 Riviera Dr. #6. 92109 |
| Telephone | 658 3808765 |
| Email | henish.pulickal@gmail.com |
| Organization Represented | Pacific Beach Planning Group |
| Subject of Your Remarks | PB Farmer's Market |
| Regarding Agenda Item No. | |
| Your Comments Present a Position of: | <input type="checkbox"/> SUPPORT <input type="checkbox"/> OPPOSITION |

2. TESTIMONY AT NOTICED PUBLIC HEARINGS

At Public Hearings of the Board, persons wishing to speak shall be permitted to address the Board on any issue relevant to the subject of the Hearing.

3. DISCUSSION OF AGENDA ITEMS

The Chairman may permit any member of the public to address the Board on any issue relevant to a particular agenda item.

4. GENERAL PUBLIC COMMENTS ON MATTERS NOT ON THE AGENDA

Public comment on matters not on the agenda will be limited to five speakers with three minutes each, under the Public Comment Agenda Item. Additional speakers will be heard at the end of the Board's Agenda.

NOTE: Subjects of previous hearings or agenda items may not again be addressed under General Public Comments.



AGENDA ITEM NO.

3

REQUEST TO SPEAK FORM

ORDER REQUEST RECEIVED

4

**PLEASE SUBMIT THIS COMPLETED FORM (AND YOUR WRITTEN STATEMENT)
TO THE CLERK OF THE BOARD PRIOR TO DISCUSSION OF YOUR ITEM**

1. INSTRUCTIONS

This Request to Speak form must be filled out and submitted in advance of the discussion of your item to the Clerk of the Board (please attach any written statement to this form). Communications on hearings and agenda items are generally limited to three minutes per person unless the Board authorizes additional time; however, the Chairperson may limit comment to one or two minutes each if there are multiple requests to speak on a particular item. General public comments on items not on the agenda are limited to three minutes. Please be brief and to the point. No yielding of time is allowed. Subjects of previous hearings or agenda items may not again be addressed under General Public Comments.

(PLEASE PRINT)

| | |
|--------------------------------------|--|
| DATE | 4-12-18 |
| Name | Dave Patel |
| Address | 6435 Caminito Blythefield |
| Telephone | 619 713 3599 |
| Email | dave@jnfinaancialservices.com |
| Organization Represented | JN Financial Services |
| Subject of Your Remarks | |
| Regarding Agenda Item No. | |
| Your Comments Present a Position of: | <input type="checkbox"/> SUPPORT <input type="checkbox"/> OPPOSITION |

2. TESTIMONY AT NOTICED PUBLIC HEARINGS

At Public Hearings of the Board, persons wishing to speak shall be permitted to address the Board on any issue relevant to the subject of the Hearing.

3. DISCUSSION OF AGENDA ITEMS

The Chairman may permit any member of the public to address the Board on any issue relevant to a particular agenda item.

4. GENERAL PUBLIC COMMENTS ON MATTERS NOT ON THE AGENDA

Public comment on matters not on the agenda will be limited to five speakers with three minutes each, under the Public Comment Agenda Item. Additional speakers will be heard at the end of the Board's Agenda.

NOTE: Subjects of previous hearings or agenda items may not again be addressed under General Public Comments.



AGENDA ITEM NO.

3

REQUEST TO SPEAK FORM

ORDER REQUEST RECEIVED

5

**PLEASE SUBMIT THIS COMPLETED FORM (AND YOUR WRITTEN STATEMENT)
TO THE CLERK OF THE BOARD PRIOR TO DISCUSSION OF YOUR ITEM**

1. INSTRUCTIONS

This Request to Speak form must be filled out and submitted in advance of the discussion of your item to the Clerk of the Board (please attach any written statement to this form). Communications on hearings and agenda items are generally limited to three minutes per person unless the Board authorizes additional time; however, the Chairperson may limit comment to one or two minutes each if there are multiple requests to speak on a particular item. General public comments on items not on the agenda are limited to three minutes. Please be brief and to the point. No yielding of time is allowed. Subjects of previous hearings or agenda items may not again be addressed under General Public Comments.

(PLEASE PRINT)

| | |
|--------------------------------------|--|
| DATE | 4-12-18 |
| Name | Denise Friedman |
| Address | 3318 Crown Pt Dr |
| Telephone | 310-871-8840 |
| Email | denisefriedman@gmail.com |
| Organization Represented | Pacific Beach Town Council |
| Subject of Your Remarks | Tues Farmers Market relocation |
| Regarding Agenda Item No. | General Public Comments |
| Your Comments Present a Position of: | <input type="checkbox"/> SUPPORT <input type="checkbox"/> OPPOSITION |

2. TESTIMONY AT NOTICED PUBLIC HEARINGS

At Public Hearings of the Board, persons wishing to speak shall be permitted to address the Board on any issue relevant to the subject of the Hearing.

3. DISCUSSION OF AGENDA ITEMS

The Chairman may permit any member of the public to address the Board on any issue relevant to a particular agenda item.

4. GENERAL PUBLIC COMMENTS ON MATTERS NOT ON THE AGENDA

Public comment on matters not on the agenda will be limited to five speakers with three minutes each, under the Public Comment Agenda Item. Additional speakers will be heard at the end of the Board's Agenda.

NOTE: Subjects of previous hearings or agenda items may not again be addressed under General Public Comments.



AGENDA ITEM NO.

3

REQUEST TO SPEAK FORM

ORDER REQUEST RECEIVED

6

**PLEASE SUBMIT THIS COMPLETED FORM (AND YOUR WRITTEN STATEMENT)
TO THE CLERK OF THE BOARD PRIOR TO DISCUSSION OF YOUR ITEM****1. INSTRUCTIONS**

This Request to Speak form must be filled out and submitted in advance of the discussion of your item to the Clerk of the Board (please attach any written statement to this form). Communications on hearings and agenda items are generally limited to three minutes per person unless the Board authorizes additional time; however, the Chairperson may limit comment to one or two minutes each if there are multiple requests to speak on a particular item. General public comments on items not on the agenda are limited to three minutes. Please be brief and to the point. No yielding of time is allowed. Subjects of previous hearings or agenda items may not again be addressed under General Public Comments.

(PLEASE PRINT)

| | | | |
|--------------------------------------|--------------------------|----------------|--|
| DATE | 4/12/18 | | |
| Name | BRIAN DUNLAP | | |
| Address | 933 GARNET AVE | | |
| Telephone | | | |
| Email | | | |
| Organization Represented | Business Owner | | |
| Subject of Your Remarks | PB Farmers Market | | |
| Regarding Agenda Item No. | | | |
| Your Comments Present a Position of: | <input type="checkbox"/> | SUPPORT | <input type="checkbox"/> OPPOSITION |

2. TESTIMONY AT NOTICED PUBLIC HEARINGS

At Public Hearings of the Board, persons wishing to speak shall be permitted to address the Board on any issue relevant to the subject of the Hearing.

3. DISCUSSION OF AGENDA ITEMS

The Chairman may permit any member of the public to address the Board on any issue relevant to a particular agenda item.

4. GENERAL PUBLIC COMMENTS ON MATTERS NOT ON THE AGENDA

Public comment on matters not on the agenda will be limited to five speakers with three minutes each, under the Public Comment Agenda Item. Additional speakers will be heard at the end of the Board's Agenda.

NOTE: Subjects of previous hearings or agenda items may not again be addressed under General Public Comments.

REQUEST TO SPEAK FORM

ORDER REQUEST RECEIVED

87

**PLEASE SUBMIT THIS COMPLETED FORM (AND YOUR WRITTEN STATEMENT)
TO THE CLERK OF THE BOARD PRIOR TO DISCUSSION OF YOUR ITEM**

1. INSTRUCTIONS

This Request to Speak form must be filled out and submitted in advance of the discussion of your item to the Clerk of the Board (please attach any written statement to this form). Communications on hearings and agenda items are generally limited to three minutes per person unless the Board authorizes additional time; however, the Chairperson may limit comment to one or two minutes each if there are multiple requests to speak on a particular item. General public comments on items not on the agenda are limited to three minutes. Please be brief and to the point. No yielding of time is allowed. Subjects of previous hearings or agenda items may not again be addressed under General Public Comments.

(PLEASE PRINT)

| | |
|--------------------------------------|--|
| DATE | 4/12/18 |
| Name | Laura Ambrose |
| Address | 1010 Turquoise St., SA 92109 |
| Telephone | 858-539-5300 |
| Email | Lambrose@woodstocksa.com |
| Organization Represented | Discover PB |
| Subject of Your Remarks | Garnet / PB Farmer's Market |
| Regarding Agenda Item No. | |
| Your Comments Present a Position of: | <input type="checkbox"/> SUPPORT <input type="checkbox"/> OPPOSITION |

2. TESTIMONY AT NOTICED PUBLIC HEARINGS

At Public Hearings of the Board, persons wishing to speak shall be permitted to address the Board on any issue relevant to the subject of the Hearing.

3. DISCUSSION OF AGENDA ITEMS

The Chairman may permit any member of the public to address the Board on any issue relevant to a particular agenda item.

4. GENERAL PUBLIC COMMENTS ON MATTERS NOT ON THE AGENDA

Public comment on matters not on the agenda will be limited to five speakers with three minutes each, under the Public Comment Agenda Item. Additional speakers will be heard at the end of the Board's Agenda.

NOTE: Subjects of previous hearings or agenda items may not again be addressed under General Public Comments.

REQUEST TO SPEAK FORM

ORDER REQUEST RECEIVED

8

**PLEASE SUBMIT THIS COMPLETED FORM (AND YOUR WRITTEN STATEMENT)
TO THE CLERK OF THE BOARD PRIOR TO DISCUSSION OF YOUR ITEM**

1. INSTRUCTIONS

This Request to Speak form must be filled out and submitted in advance of the discussion of your item to the Clerk of the Board (please attach any written statement to this form). Communications on hearings and agenda items are generally limited to three minutes per person unless the Board authorizes additional time; however, the Chairperson may limit comment to one or two minutes each if there are multiple requests to speak on a particular item. General public comments on items not on the agenda are limited to three minutes. Please be brief and to the point. No yielding of time is allowed. Subjects of previous hearings or agenda items may not again be addressed under General Public Comments.

(PLEASE PRINT)

| | | | |
|--------------------------------------|--------------------------|--|--|
| DATE | 4/12/18 | | |
| Name | Sara Berns | | |
| Address | 1503 Garnet Ave | | |
| Telephone | (858) 273-3303 | | |
| Email | Sara @ pacificbeach.org | | |
| Organization Represented | Discover Pacific Beach | | |
| Subject of Your Remarks | PB Farmers Market | | |
| Regarding Agenda Item No. | | | |
| Your Comments Present a Position of: | <input type="checkbox"/> | <input checked="" type="checkbox"/> SUPPORT | <input type="checkbox"/> OPPOSITION |

2. TESTIMONY AT NOTICED PUBLIC HEARINGS

At Public Hearings of the Board, persons wishing to speak shall be permitted to address the Board on any issue relevant to the subject of the Hearing.

3. DISCUSSION OF AGENDA ITEMS

The Chairman may permit any member of the public to address the Board on any issue relevant to a particular agenda item.

4. GENERAL PUBLIC COMMENTS ON MATTERS NOT ON THE AGENDA

Public comment on matters not on the agenda will be limited to five speakers with three minutes each, under the Public Comment Agenda Item. Additional speakers will be heard at the end of the Board's Agenda.

NOTE: Subjects of previous hearings or agenda items may not again be addressed under General Public Comments.

REQUEST TO SPEAK FORM

ORDER REQUEST RECEIVED

9

PLEASE SUBMIT THIS COMPLETED FORM (AND YOUR WRITTEN STATEMENT)
TO THE CLERK OF THE BOARD PRIOR TO DISCUSSION OF YOUR ITEM

1. INSTRUCTIONS

This Request to Speak form must be filled out and submitted in advance of the discussion of your item to the Clerk of the Board (please attach any written statement to this form). Communications on hearings and agenda items are generally limited to three minutes per person unless the Board authorizes additional time; however, the Chairperson may limit comment to one or two minutes each if there are multiple requests to speak on a particular item. General public comments on items not on the agenda are limited to three minutes. Please be brief and to the point. No yielding of time is allowed. Subjects of previous hearings or agenda items may not again be addressed under General Public Comments.

(PLEASE PRINT)

| | | |
|--------------------------------------|----------------------------------|---|
| DATE | 4-12-18 | Route 4 - When will it run more frequently |
| Name | Valerie Hightower | unlock windows on buses that do run |
| Address | 4758 Imperial ave S.D., Ca 92113 | Will a compass card be generated for dogs |
| Telephone | 619 264-0697 | Bus bench for 47th + Imperial 955 + 47 + market |
| Email | | Will it be possible for dogs to wear muzzles for the safety of bus & trolley passengers |
| Organization Represented | | |
| Subject of Your Remarks | | Is the gentleman a fraud trying to sell service dog tags? |
| Regarding Agenda Item No. | | Dual purpose needs to be explain to new drivers |
| Your Comments Present a Position of: | | <input type="checkbox"/> SUPPORT <input type="checkbox"/> OPPOSITION |

2. TESTIMONY AT NOTICED PUBLIC HEARINGS

At Public Hearings of the Board, persons wishing to speak shall be permitted to address the Board on any issue relevant to the subject of the Hearing.

3. DISCUSSION OF AGENDA ITEMS

The Chairman may permit any member of the public to address the Board on any issue relevant to a particular agenda item.

4. GENERAL PUBLIC COMMENTS ON MATTERS NOT ON THE AGENDA

Public comment on matters not on the agenda will be limited to five speakers with three minutes each, under the Public Comment Agenda Item. Additional speakers will be heard at the end of the Board's Agenda.

NOTE: Subjects of previous hearings or agenda items may not again be addressed under General Public Comments.



1255 Imperial Avenue, Suite 1000
San Diego, CA 92101-7490
(619) 231-1466 • FAX (619) 234-3407

Agenda Item No. 6

MEETING OF THE SAN DIEGO METROPOLITAN TRANSIT SYSTEM BOARD OF DIRECTORS

April 12, 2018

SUBJECT:

REVISIONS TO MTS ADVERTISING POLICY, BOARD POLICY NO. 21

RECOMMENDATION:

That the Board of Directors approve the revisions to MTS Board Policy No. 21, "MTS Revenue-Generating Display Advertising, Concessions, and Merchandise".

Budget Impact

None.

DISCUSSION:

One of MTS's goals in its Advertising Policy is to inform MTS riders of local, state or federal programs, services or benefits. MTS implements this goal through allowing Public Service Advertisements from local, state or federal governmental agencies regarding public programs, public services, and public events that are not otherwise prohibited under MTS's Advertising Policy.

Recently, MTS has denied several Public Service Advertisements sponsored by the State of California relating to tobacco use prevention. The reason for the denials is that the Public Service Advertisements contained content that was prohibited under MTS's Advertising Policy. Currently, MTS's advertisement prohibition reads:

Current MTS Board Policy No. 21, Sec. 21.3 (j) - No advertisement will be permitted that in whole or in part ... depicts, suggests, or refers to alcohol, marijuana, tobacco, or firearms, which includes promoting the use or ingestion of or offering offers in commerce the sale, use or ingestion of alcohol, marijuana, tobacco, electronic smoking product or any other device that causes smoke, mist or vapor, firearms, or firearm-related products.



“Depicts, suggests, or refers to” is a very stringent prohibition. Even if a Public Service Advertisement’s purpose was to discourage the use of tobacco or other electronic smoking product, MTS could not allow it since it merely *refers* to the topic of tobacco or other electronic smoking products in its message. This prohibition as it is currently written makes it difficult to fully achieve MTS’s goal of informing MTS riders of local, state or federal programs and services and reduces our revenue generation potential from Public Service Advertisements.

MTS proposes removal of this stringent language and instead prohibit only advertisements that “promotes the use or ingestion of” or “offers in commerce the sale of” tobacco, electronic smoking products, marijuana, alcohol, and firearms. Thus, MTS’s new proposed prohibition would read:

Proposed Revisions to MTS Board Policy No. 21, Sec. 21.3 (j) - No
advertisement will be permitted that in whole or in part ... promotes the use or ingestion of or offers in commerce the sale of alcohol, marijuana, tobacco, electronic smoking product or any other device that causes smoke, mist or vapor, firearms, or firearm-related products.

This proposed revision should allow MTS to accept any Public Service Advertisement from a public agency about a government program or policy that discourages the use of or advises against the purchase of tobacco, electronic smoking products, marijuana, alcohol, or firearms.

/s/ Paul C. Jablonski
Paul C. Jablonski
Chief Executive Officer

Key Staff Contact: Sharon Cooney, 619.557.4513, Sharon.Cooney@sdmts.com

Attachment: A. Red-Line Proposed Revisions to MTS Board Policy No. 21

1255 Imperial Avenue, Suite 1000
San Diego, CA 92101-7490
(619) 231-1466 • FAX (619) 234-3407

Policies and Procedures

No. 21

| SUBJECT:

Board Approval: ~~4/18~~4/12/2018

MTS REVENUE-GENERATING DISPLAY ADVERTISING, CONCESSIONS, AND MERCHANDISE

PURPOSE:

To establish a policy and guidelines concerning a revenue-generating advertising, concessions, and merchandise program encompassing trolley stations, San Diego Metropolitan Transit System (MTS) property and facilities, and selected printed materials.

Advertising on bus shelters and benches within the public rights-of-way shall be governed by the policies of the applicable jurisdiction. The City of San Diego policy is included as Attachment A.

BACKGROUND:

Public transit operators and administration agencies have historically utilized advertising, concessions, and merchandising programs to supplement operational and capital funds. A sound advertising and concessions program can be a viable, alternative income source while promoting transit use and ensuring rider convenience and safety. This policy advances the advertising program's revenue-generating objective while also prohibiting advertisements that could detract from that goal, such as by harming advertisement sales, reducing ridership or tarnishing's MTS's reputation. MTS's justifications for its advertising program and policy include:

- 1) Generating advertising revenue;
- 2) Increasing ridership by promoting MTS's services, programs and benefits;
- 3) Informing MTS riders of local, state or federal programs, services or benefits;
- 4) Preserving ridership by avoiding controversial content;
- 5) Preventing the risk of imposing controversial views on a captive audience;
- 6) Preserving the marketing potential of the advertising space by avoiding controversial content;
- 7) Maintaining a position of neutrality on matters of public debate; and
- 8) Reducing the risk of diversion of resources from transit operations that are caused by controversial content.



POLICY:

It is the policy of MTS that advertising spaces on MTS property, which includes the exterior and interior of buses and light rail vehicles (LRVs), bus benches, bus shelters, related transportation facilities and selective printed materials, shall constitute a non-public forum subject to uniform viewpoint-neutral restrictions. This policy has been drafted to ensure a non-public forum status on its advertising spaces and MTS staff will accordingly enforce this policy with that intention.

The following guidelines will be reviewed by staff to reflect the current policies of the MTS Board of Directors and to reflect changes in the trends of social and economic acceptance and appropriateness of various forms of advertising and concessions.

21.1 Advertising - Procedure

21.1.1 Safety, rider convenience, and information needs will take precedence over revenue generation.

21.1.2 Quantity, quality, and placement of all advertising will be controlled by and subject to the specific approval of MTS.

21.1.3 MTS reserves the right to reject any advertisement that does not meet the MTS Board of Director's standards as set forth in this policy.

21.1.4 Upon written demand by the Chief Executive Officer on stated grounds that shall be reasonable, any advertisement or other display deemed to be noncompliant with this policy shall immediately be removed. No refund shall be made for the time such objectionable material was on display.

21.1.5 MTS reserves the right to allow exceptions to the policy if MTS determines that application of the policy as written would likely be unconstitutional in any particular situation.

21.2 Advertising - Permitted Content

The subject matter for all advertising materials displayed on MTS property shall be limited to Commercial Speech. Commercial Speech is speech that: does no more than propose a commercial transaction; or is an expression related solely to the economic interests of the speaker and its audience (e.g. promotes for sale, lease or other financial benefit a product, service, event or other property interest). Notwithstanding the above general rule requiring Commercial Speech, the following content are allowed:

21.2.1 MTS Operations Advertising that promotes MTS transit services, programs or products, including co-sponsorships with third parties that would increase ridership or otherwise support MTS's mission.

21.2.2 Public Service Advertisements from Local, State or Federal Governmental Agencies regarding public programs, public services and public events that are not otherwise prohibited under this Policy.

21.3 Advertising – Prohibited Content

No advertisement will be permitted that in whole or in part:

- a. intends to demean or disparage any individual, group, company, product or institution;
- b. contains false, deceptive or grossly misleading information;
- c. expresses or advocates an opinion, position or viewpoint on matters of public debate about economic, political, religious, social or moral issues;
- d. directly or indirectly refers to religion;
- e. is of a political or electoral nature;
- f. portrays, solicits or condones acts of violence, murder, sedition, terrorism, vandalism, or other unlawful acts against any individual, group, animal, company or institution;
- g. depicts nudity or portions of nudity that would be considered as pornographic, erotic or obscene. The rule of "public acceptance" should be used in such cases (i.e., if the advertisement has already gained public acceptance, then it may be considered as acceptable to MTS);
- h. contains messages or graphic representations of adult entertainment, such as escort services, adult telephone services, adult internet sites and other adult entertainment establishments;
- i. contains messages or graphic representations describing or suggesting explicit sexual acts, sexual organs, or excrement where such statements or words have as their purpose or effect of sexual arousal, gratification, or affront;
- j. ~~depicts, suggests, or refers to alcohol, marijuana, tobacco, or firearms, which includes promoting~~ promotes the use or ingestion of or offering offers in commerce the sale, ~~use or ingestion~~ of alcohol, marijuana, tobacco, electronic smoking product or any other device that causes smoke, mist or vapor, firearms, or firearm-related products;
- k. condones any type of discrimination;
- l. contains profane language and/or appearance or suggestion of profane language;
- m. contains any material that is an infringement of copyright, trademark or service mark;

- n. implies or declares an endorsement of MTS of any service, product or point of view without written authorization from MTS;
- o. depicts unsafe transit behavior aboard buses, trolleys, rail line tracks or other transit facility;
- p. is reasonably foreseeable that it will result in harm to, disruption of, or interference with the normal operations of MTS's transportation system;
- q. conflicts with any applicable federal, state, or local law, statute, or ordinance;
- r. impedes vehicular or pedestrian traffic, restricts the visibility of directional/traffic signs and informational material, encroaches on necessary sight lines (e.g., driver/operator view of waiting patrons) or presents any other safety risks or hazards (e.g., flashing lights, sound makers, mirrors or other special effects); ~~or~~
- s. contains a website address or telephone number that directs visitors or callers to material that violates any of the prohibitions within this policy ~~—~~; or
- t. is mischaracterized as a commercial advertisement but upon examination is intended to distribute a non-commercial message.

21.4 Advertising – General Conditions

- 21.4.1 Advertising industry standard sizes will be used for all advertising treatments.
- 21.4.2 Advertising treatments will be maintained in "like-new" condition. Damage to the advertisement or its housing will be corrected within forty-eight (48) hours.
- 21.4.3 All advertisements shall clearly identify the sponsor(s).

21.5 Advertising - LRVs and Buses

- 21.5.1 LRVs and buses, may carry wrap advertising formats rather than conventional advertising formats, at the discretion of the Chief Executive Officer.
- 21.5.2 Transit information material may be placed inside LRVs and buses at the discretion of the Chief Executive Officer. Such information can include, in accordance with this policy, the promotion of regularly scheduled public transit routes that will serve major community events. The subject matter and proposed advertisement regarding such event must comply with the provisions set forth under this policy.
- 21.5.3 Super King and Mural formats are approved for acceptable use on buses. The size specification for the Super King is 226 inches x 30 inches and is

placed between the front and rear wheel wells on the street side of the bus. Murals are defined as encompassing the space under the vehicle passenger windows on each side of the bus and extending from the front of the bus to just past the rear wheel well.

21.6 Advertising - Transit Centers, Major Transit Points, Stations, and Stops

21.6.1 Advertising treatments (housings) will be designed to complement the architecture of the transit centers/stations and the flavor of the surrounding community. MTS plan specifications will be followed wherever applicable. Advertising treatments will be designed, constructed, and placed in accordance with all applicable local, state, and federal standards.

21.6.2 Any unsold display advertising space within transit centers, major transit points, and stations will be allocated for MTS related advertisements and displays.

21.7 Advertising - Printed Materials

21.7.1 Advertising space may be allowed in printed materials (e.g., timetables, maps, and informational brochures) at the discretion of the Chief Executive Officer.

21.7.2 Advertising space may be allowed on the reverse side of regional passes, tickets, and transfers at the discretion of the Chief Executive Officer.

21.7.3 No advertising space shall supersede necessary transit information and/or regulations.

21.7.4 At the discretion of the Chief Executive Officer, MTS may allocate space in printed materials to inform transit customers about private entities actively participating in transit services (e.g., pass and ticket-sales outlets).

21.8 Concessions

21.8.1 Concession formats, quantity, and placement will be approved and controlled by the MTS Board of Directors.

21.8.2 Contracts for any concession format or related development will be awarded in accordance with existing MTS policies.

21.8.3 During hours of business, concessionaires will provide the public with transit information materials as directed and supplied by MTS or its designated representative.

21.8.4 Concession treatments/structures will be designed to complement the architecture of the transit centers/stations and the flavor of the surrounding community. MTS plan specifications will be followed wherever applicable. Concession treatments/structures will be designed,

constructed, and placed in accordance with all applicable local, state, and federal standards.

21.8.5 Concession treatments/structures will not impede vehicular or pedestrian traffic, will not restrict the visibility of directional signs and informational materials, and will not encroach on necessary sight lines.

21.8.6 Concessionaire contracts will include remittance to MTS on a monthly basis.

21.8.7 Any and all concession on-site signing and displays will be in accordance with existing MTS policies and subject to approval of the Chief Executive Officer.

21.9 Merchandise

21.9.1 Any and all system-related merchandise will be of the highest available quality and project a positive transit image.

21.9.2 Merchandise licensing agreements and royalty payments will be made in accordance with existing MTS policies.

21.10 Revenue

All revenue received from any form of advertising shall be accrued according to MTS policy and allocated during the annual budget process.

21.11 Contractor Services

MTS may engage contractor(s) services for the development, implementation, management, and maintenance of advertising, concessions, and/or merchandise programs in conformance with existing MTS Board of Directors policies and in the best interests of MTS.

Attachment A – City of San Diego Advertising Policy

| Original Policy approved on 5/9/1983.

Policy revised on 6/6/1985.

Policy revised on 7/9/1987.

Policy revised on 6/23/1988.

Policy revised on 3/22/1990.

Policy revised on 3/14/1991.

Policy revised on 4/9/1992.

Policy revised on 5/12/1994.

Policy revised on 8/11/1994.

Policy revised on 6/22/1995.

Policy revised on 3/27/1997.

Policy revised on 6/11/1998.

Policy revised on 2/22/2001

Policy revised on 2/26/2004.

Policy revised on 12/10/2009.

Policy revised on 6/18/2015

Policy revised on 1/18/2018

Policy revised on 4/12/2018

ATTACHMENT A

MTS POLICY NO. 21

CITY OF SAN DIEGO
ADVERTISING POLICY

Subject:

ADVERTISING ON BUS STOP SHELTERS AND BENCHES

Background:

The City of San Diego (City) entered into a Memorandum of Understanding (MOU) with the Metropolitan Transit Development Board (MTS), adopted July 25, 1988, and amended February 25, 1991, and June 21, 1999, authorizing MTS to install bus stop shelters and bus benches in public rights-of-way in the City. Pursuant to the MOU, MTS contracted with third parties for the construction, installation, and maintenance of the bus stop shelters and benches. In exchange, MTS's contractors receive the proceeds from the sale of advertising space on the shelters and benches.

MTS regulated the content of the advertising placed on the bus stop shelters and benches according to its Policies and Procedures No. 21. After advertising containing a religious message was removed pursuant to that policy, valid concerns were raised that the policy may violate due process and first amendment rights governing public speech.

Purpose:

It is the intent of the City Council to establish a policy governing advertising on bus stop shelters and benches in the public rights-of-way within the City that will be included by amendment in the MOU between the City and MTS, and administered by MTS.

It is the further intent of the City Council to prohibit advertising on bus stop shelters and benches of alcoholic beverages, tobacco products, and firearms in recognition of the fact that many public transit patrons are minors, that possession of these products by minors is illegal and dangerous, and that advertising is a persuasive medium for encouraging the use of these products by minors.

This policy applies only to advertising space located in designated areas on bus stop shelters and benches, as described in the MOU between the City and MTS.

Policy:

Advertising on Bus Stop Shelters and Benches:

1. In its agreement with its advertising contractors, MTS shall reserve the right to reject any advertisement, commercial or noncommercial, which does not meet the standards set forth in this policy.
2. All advertising posted on bus stop shelters and benches must conform to the following criteria:

- A. Defamatory Advertising. No advertising will be permitted that falsely disparages any person, product, or company, or that is likely to damage the reputation of any person, product, or company.
 - B. Advertising Condoning Criminal Conduct. No advertising will be permitted that is likely to incite or produce imminent unlawful activity.
 - C. Obscene Advertising. No advertising will be permitted that contains obscene matter or matter harmful to minors, as defined in California Penal Code Sections 311 and 313.
 - D. False Advertising. No advertisement will be permitted that contains false or grossly misleading information.
 - E. Alcohol, Tobacco, and Firearms. No advertisement will be permitted that promotes the sale of alcoholic beverages, tobacco or tobacco products, or firearms.
 - F. Existing Laws. All advertisements must conform to applicable federal, state, and local laws.
3. The City may make demand upon the Chief Executive Officer of MTS for the removal of any advertisement, commercial or noncommercial, that does not conform to this policy. Such demand shall be in writing and shall state reasonable grounds for the demand. MTS shall consider and act upon the demand in accordance with this policy.



1255 Imperial Avenue, Suite 1000
San Diego, CA 92101-7490
(619) 231-1466 • FAX (619) 234-3407

Agenda Item No. 7

MEETING OF THE SAN DIEGO METROPOLITAN TRANSIT SYSTEM BOARD OF DIRECTORS

April 12, 2018

SUBJECT:

MTS TAXICAB PUBLIC LIABILITY INSURANCE REQUIREMENTS

RECOMMENDATION:

That the Board of Directors authorize the Chief Executive Officer (CEO) to reduce the Taxicab Public Liability Insurance Requirement from \$1,000,000 Combined Single Limit (CSL) to \$350,000 CSL.

Budget Impact

None.

DISCUSSION:

San Diego Metropolitan Transit System (MTS) Taxicab Administration regulates taxicabs for the following cities: City of El Cajon, City of Imperial Beach, City of La Mesa, City of Lemon Grove, City of National City, City of Poway, City of San Diego and City of Santee. As part of its regulatory authority, MTS establishes taxicab public liability insurance requirements. Since 2011, taxicabs are required to maintain a taxicab public liability insurance policy of \$1,000,000 CSL.

The taxicab market has undergone significant change since 2011, including a reduction in permitted taxicabs, increased operation costs, and competition from transportation network companies such as Uber and Lyft. Based on input received from local taxicab permit holders, lease drivers and related stakeholders, it has been requested that the insurance requirement be reduced to \$350,000 effective immediately, in order to maintain the economic viability of the local taxicab market.

MTS Taxicab Administration staff similarly recommends the taxicab public liability insurance requirement be reduced from \$1,000,000 CSL to \$350,000 CSL. A MTS



Taxicab Administration Memorandum that provides the supporting justifications for the reduction can be found at Attachment A.

As part of MTS Taxicab Administration's contract with the City of San Diego, the City of San Diego retains the right to make decisions or provide recommendations to MTS regarding fundamental policy decisions. Today's action, if approved by the Board, would authorize the MTS CEO to implement the lower insurance requirements. On March 19, 2018, the San Diego City Council approved the reduction of the taxicab public liability insurance requirement from \$1,000,000 CSL to \$350,000 CSL.

/s/ Paul C. Jablonski

Paul C. Jablonski
Chief Executive Officer

Key Staff Contact: Sharon Cooney, 619.557.4513, Sharon.Cooney@sdmts.com

- Attachments: A. MTS Taxicab Administration Memorandum - Recommendation to Reduce Public Liability Insurance Requirements for MTS Regulated For-Hire Vehicles Transporting 9 or Fewer Passengers
- B. Proposed Revisions to MTS Taxicab Administration Taxicab and For-Hire Vehicle Insurance Requirements

1255 Imperial Avenue, Suite 1000
San Diego, CA 92101-7490
(619) 231-1466 • FAX (619) 234-3407

MEMORANDUM

Date: April 12, 2018

To: MTS Board of Directors

From: MTS Taxicab Administration Manager, Kenneth Nelson

Re: **Recommendation to Reduce Public Liability Insurance Requirements for MTS Regulated For-Hire Vehicles Transporting 9 or Fewer Passengers**

SUMMARY

The City of San Diego (City) has contracted with San Diego Metropolitan Transit System (MTS) to regulate for-hire vehicles, including but not limited to taxicabs, within the City's jurisdiction. In that contract, the City retains the right to make decisions or provide recommendations to MTS regarding fundamental policy decisions.

In 2010, at the request of MTS taxicab permit holders, MTS raised the required insurance limits for a taxicab from \$300,000 to \$1,000,000 (effective for all insurance renewals after January 1, 2011). The taxicab market has undergone significant change since January 1, 2011, including a reduction in permitted taxicabs, increased operation costs, and competition from transportation network companies such as Uber and Lyft. Local taxicab permit holders, lease drivers and related stakeholders have requested that MTS lower the insurance requirements in an effort to maintain the economic viability of the local taxicab market.

MTS Taxicab Administration Recommendation:

The MTS Taxicab Administration Department recommends the minimum public liability insurance for regulated vehicles transporting 9 or fewer passengers be reduced from the current level of \$1,000,000 CSL to \$350,000 CSL. It is also recommended that a review be conducted one (1) year from now to ensure the needs of the taxi industry and the public are being met. On March 19, 2018, the San Diego City Council approved the reduction of the taxicab public liability insurance requirement from \$1,000,000 CSL to \$350,000 CSL.

DISCUSSION

I. Issue to be Resolved:

Since the introduction of Transportation Network Companies (TNCs) to the San Diego region in 2012 and their eventual legalization by the California Public Utilities Commission (PUC) in 2013, the San Diego regional taxi industry has seen a precipitous drop in the number of rides

requested. The corresponding loss of market share to the minimally regulated TNCs has resulted in the significant loss of revenue to the taxi industry as a whole.

The loss of market share and revenue for the San Diego regional taxi industry has seen the value of a taxi medallion (operational permit) plummet. For the first time in recent history, we have seen consecutive years where there have been no new taxi operational permit applications. Taxi owners have been voluntarily surrendering their permits in record numbers.

The main reason for the loss of taxis in the San Diego region has been the combined issues of decreased business due to TNCs and the rising operational costs for taxi. TNCs are regulated by the State of California through the Public Utilities Commission (PUC), leaving local governments with little to no discretion in regards to TNC regulation. However, local government regulation of taxis can have significant impact on taxi's operational costs in their region. The largest and most significant being the annual cost of public liability insurance, which increases on a yearly basis.

II. MTS Taxicab Administration Authority relating to Insurance:

By agreement with Cities, the MTS Taxicab Administration licenses and regulates taxicabs and other for-hire vehicles in the cities of El Cajon, Imperial Beach, La Mesa, Lemon Grove, National City, Poway, San Diego and Santee. City of San Diego Council Policy 500-02 sets forth the overall policy framework for taxicab permits, which is implemented by MTS Taxicab Administration through MTS Ordinance No. 11 policy. City of San Diego Council Policy 500-02 requires that all applicants for taxicab permits must provide evidence of ability to meet insurance requirements in order to receive a permit from MTS. No specific dollar amount is set forth in City of San Diego Policy 500-02.

A minimum dollar amount for taxicab public liability insurance is set forth in California Vehicle Code 16500¹. These amounts however have not been revised since 1967 and are not current with inflation and other industry standards. The MTS Taxicab Administration has therefore historically established the limits of taxicab public liability insurance in the jurisdictions it regulates.

MTS's authority to establish taxicab public liability insurance requirements is limited if and when it amounts to a fundamental policy change², which requires additional City of San Diego approval. It is MTS's opinion that any reduction to the limits of taxicab public liability insurance may amount to a fundamental policy change since it could have an effect on how much protection is afforded by those injured in an accident.

¹ Per California Vehicle Code 16500 "Liability Limits": Every owner of a vehicle used in the transportation of passengers for hire, including taxicabs, when the operation of the vehicle is not subject to regulation by the Public Utilities Commission, shall maintain, whenever he or she may be engaged in conducting those operations, proof of financial responsibility resulting from the ownership or operation of the vehicle and arising by reason of personal injury to, or death of, any one person, of at least fifteen thousand dollars (\$15,000), and, subject to the limit of fifteen thousand dollars (\$15,000) for each person injured or killed, of at least thirty thousand dollars (\$30,000) for the injury to, or the death of, two or more persons in any one accident, and for damages to property of at least five thousand dollars (\$5,000) resulting from any one accident.

² See MTS Agreement G0225.9-95, Section 3: MTS will not alter a fundamental policy or regulation in accordance with Ordinance No. 11 without prior approval of the City [of San Diego].

III. Historical Background on MTS Taxicab Administration Insurance Requirements:

Prior to January 1, 2011, MTS required regulated commercial vehicles, capable of transporting 9 or less passengers to possess public liability insurance at the following limits: \$100,000 per person/\$300,000 per occurrence/\$50,000 for property with a combined single limit (CSL) of \$300,000.

In March of 2010, the MTS Taxi Advisory Committee (TAC)³ and the Workshop on Regulatory Matters (WORM)⁴ recommended⁵ raising the required minimum public liability insurance from the above listed amounts to a CSL of \$1,000,000. The reasoning behind the recommended increase was based on potential risks, current settlement trends, and other like agency needs and requirements. Per the approval of MTS Chief Executive Officer⁶, this change became effective for all insurance renewals after January 1, 2011.

In 2015, in an attempt to provide more opportunities for taxicab permit holders to find affordable insurance premiums, TAC and WORM recommended⁷ that MTS Taxicab Administration allow non-California admitted insurance companies to offer for-hire vehicle insurance for MTS taxicab permit holders. The MTS Board of Directors approved this revision on September 17, 2015⁸. Unfortunately, this change did not result in any significant decrease to insurance premiums.

In 2017, in response to the ever increasing operational costs for the taxi industry, MTS conducted an in depth review of MTS Ordinance No. 11 and internal policies. TAC and WORM recommended⁹ significant changes to MTS Ordinance No. 11 that would remove and/or reduce regulations. This review prompted MTS Board of Directors on December 14, 2017¹⁰ approved the proposed revisions to MTS Ordinance No. 11 in order to reduce costs and to allow for added income streams (i.e. allowance of regulated advertising). However, this did not address the single largest cost for taxi companies which are public liability insurance requirements.

In November of 2017, WORM¹¹ held initial discussions regarding reducing public liability insurance limits. To further expand on these discussions and to gain insight from all applicable industry stakeholders, the MTS Taxicab Administration Manager created a temporary ad-hoc committee. The ad-hoc committee consisted of representatives from MTS risk management and the MTS Taxi Administration, United Taxi Workers San Diego (UTWSD), major taxi owners and dispatch companies, insurance industry, City of San Diego, County of San Diego risk management, and County of San Diego Weights and Measures.

³ The MTS Board of Directors established the MTS Taxicab Advisory Committee (TAC) in 1994 to provide feedback to the MTS CEO and MTS Board of Directors, as applicable, on various matters related to taxicabs.

⁴ The MTS Taxicab Advisory Committee (TAC) established the subcommittee Workshop on Regulatory Matters (WORM) to provide feedback to TAC on various matters related to taxicab regulations.

⁵ See TAC March 18, 2010 Agenda Item #3 and WORM March 1, 2010 Agenda Item #2

⁶ See MTS Taxicab Administration Manager May 14, 2010 Memorandum Re: MTS Taxicab and For-Hire Vehicle Insurance Requirements Form

⁷ See TAC July 2, 2015 Agenda Item #6 and WORM May 19, 2015 Agenda Item #3

⁸ See MTS Board of Directors September 17, 2015 Agenda Item #28

⁹ See TAC December 6, 2017 Agenda Item #4a and WORM November 13, 2017 Agenda Item #4

¹⁰ See MTS Board of Directors December 14, 2017 Agenda Item #31

¹¹ See WORM November 30, 2017 Agenda Item #1

On January 30, 2018 the first ad-hoc committee meeting was held to discuss the potential of reducing the required minimum public liability insurance from the current \$1,000,000 level. Any lower amount recommendation would need to meet the following requirements: remain in line with industry standards, take into account current settlement trends as well as ensuring public safety needs, reduce overall costs for the local taxi industry, and consider the impact of Assembly Bill 1069¹². The second and final ad-hoc meeting was held on February 21, 2018. Based on input and data from the various committee members, the following facts were collected.

IV. Current Industry Standards:

Public liability insurance rates from ten (10) similar sized municipalities outside the state of California and ten (10) from inside the state of California were surveyed. In addition, the public liability insurance requirements for TNCs in California were reviewed. The tables below highlight the results of the surveys.

A. Current minimum public liability requirements in other Cities:

| City (outside CA.) | Per Person | Per Occurrence | Property | Comb. Single Limit |
|--------------------|------------|----------------|----------|--------------------|
| New York City | 100,000 | 300,000 | 100,000 | |
| Chicago | | | | 350,000 |
| Boston | 25,000 | 50,000 | 25,000 | |
| Atlanta | 25,000 | 50,000 | 25,000 | |
| Houston | 25,000 | 50,000 | 25,000 | |
| Miami | 100,000 | 300,000 | 100,000 | |
| Dallas | | | | 500,000 |
| Seattle | 100,000 | 300,000 | 25,000 | 325,000 |
| Phoenix | | | | 350,000 |
| Las Vegas | 250,000 | 500,000 | 50,000 | |

| City (within CA.) | Per Person | Per Occurrence | Property | Comb. Single Limit |
|-----------------------------|------------|----------------|----------|--------------------|
| Los Angeles | 100,000 | 300,000 | 100,000 | 350,000 |
| Santa Barbara | | | | 500,000 |
| Long Beach | 100,000 | 300,000 | 50,000 | |
| Orange County | | | | 1,000,000 |
| Santa Monica | | | | 350,000 |
| San Francisco ¹³ | | | | 1,000,000 |
| Oakland | | | | 1,000,000 |
| San Jose | | | | 300,000 |
| Sacramento | | | | 500,000 |
| Chula Vista | 100,000 | 300,000 | 50,000 | |

¹² AB 1069 which becomes law in the State of California on January 1, 2019 removes the ability of individual cities to regulate taxis. Cities must enter into a Joint Powers Agreement (JPA) with either another governmental entity or with a transit agency in order to regulate taxis.

¹³ As of February 22, 2018, San Francisco's taxicab public liability insurance requirements policy is under review.

B. TNC Requirements (Uber, Lyft, etc.)

Per the California Public Utilities Code 5432, TNC drivers are only required to maintain the California minimum for personal coverage while the TNC app is turned off (off-duty). While the TNC app is turned on but prior to any match, they must carry low level commercial insurance at the minimum level of \$50,000/\$100,000/\$30,000. This insurance can be provided by the driver, the TNC or a combination of both. Only when the app is open, a match has been accepted or when a customer is onboard, is a TNC required to have the full \$1,000,000 coverage. This may be provided by the driver, TNC or a combination of both.

| Status | Minimum Coverage | Provider |
|---------------------------------|-----------------------|--------------------------------|
| App closed / Personal use | 15,000/30,000/5,000 | Driver/Personal |
| App opened | 50,000/100,000/30,000 | TNC or Driver + 200,000 excess |
| Match accepted prior to pick-up | 1,000,000 | TNC or Driver or Combo |
| Match accepted during transport | 1,000,000 | TNC or Driver or Combo |

V. **Current Settlement Trends:**

An insurance industry representative who was a part of the ad-hoc committee was able to provide information regarding claims against the San Diego taxi industry over the past 5 years. While the numbers do not represent the complete number of claims, according to insurance industry representatives, they do represent nearly 90% of all claims against San Diego taxis during the 5-year time frame.

A. 5-year Loss/Run Reports (claims against taxis)¹⁴

| Policy Term | # of Claims | # > \$350K | # > 1 Mil. | Gross \$ | Average Claim \$ |
|-------------|-------------|-----------------|------------|-----------|------------------|
| 2/13 – 2/14 | 379 | 1 | 1 | 3,082,370 | 8,133 |
| 2/14 – 2/15 | 412 | 1 | 0 | 3,056,881 | 7,420 |
| 2/15 - 2/16 | 439 | 2 ¹⁵ | 1 | 3,806,054 | 8,670 |
| 2/16 - 2/17 | 403 | 0 | 1 | 2,603,161 | 6,460 |
| 2/17 – 2/18 | 423 | 1 | 0 | 2,502,469 | 5,916 |

| Years Surveyed | Total # of Claims | % > \$350K | % > 1 Mil. | % < \$350K |
|----------------|-------------------|------------|------------|------------|
| 2013 - 2017 | 2056 | 0.24 % | 0.15 % | 99.61 % |

B. Annual Insurance Cost Trends¹⁶

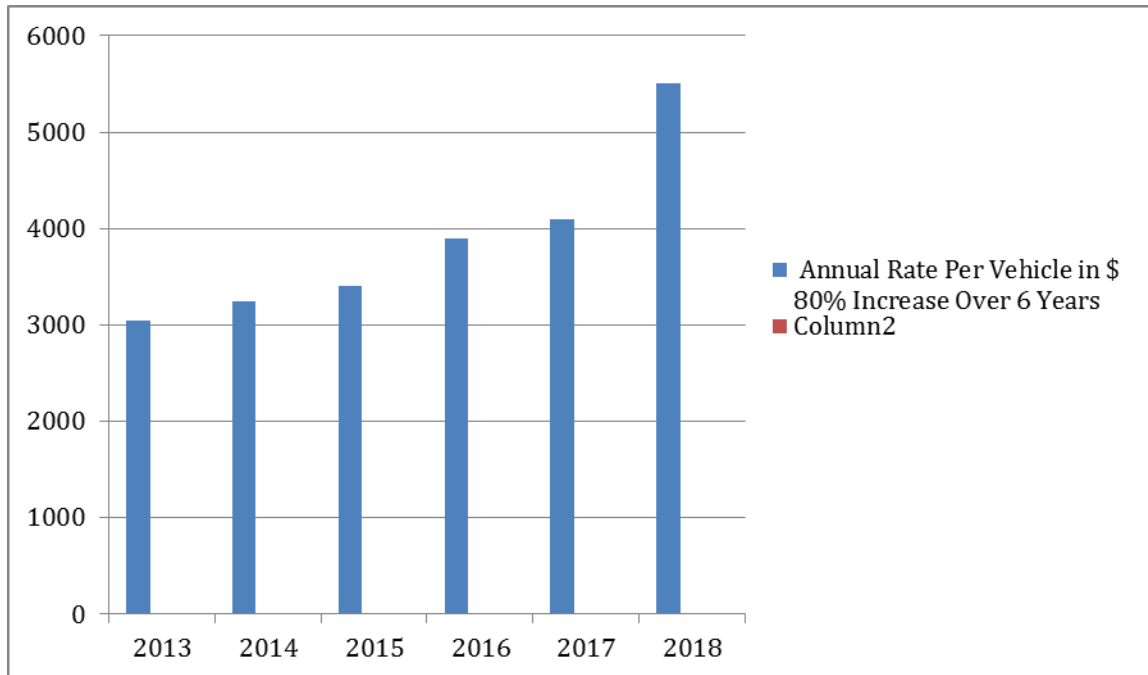
An insurance industry representative on the ad-hoc committee also provided average annual insurance premium costs, per vehicle. The years surveyed were 2013-2018 inclusive. 2018 rates were included because premiums are set near the beginning of the year, with 20%

¹⁴ Information provided to MTS Taxicab Administration by BB&T Insurance, which provides 90% of insurance policies to taxicabs operating in MTS Taxicab Administration's regulated jurisdictions.

¹⁵ These two (2) claims over \$350,000 between February 2015 to February 2016 involved situations in which the taxicab was not found to be at fault but the vehicle involved was uninsured.

¹⁶ Information provided to MTS by BB&T Insurance, which provides 90% of insurance policies to taxicabs operating in MTS Taxicab Administration's regulated jurisdictions.

payment due near the end of February (extended to April 5, 2018). In 2013 the average per vehicle rate was approximately \$3,050. With annual increases based on market size and other factors (fewer vehicles to spread group rates) the annual rate has risen to approximately \$5,500 per vehicle. This represents an **80% increase** in only six (6) years, even though there has been a **27% decrease** in the average claim amount in dollars.



VI. Discussion:

The San Diego regional taxi industry is attempting to remain viable while adjusting to a smaller market share and enduring rising operating costs. The largest of these costs being the annual insurance premiums. Based on the discussions with the ad-hoc committee members, multiple options were reviewed and included the following:

- A. \$500,000 CSL – This option was rejected due to the actual limited reduction in annual costs. According to the insurance representatives, even though the coverage would be halved, the actual annual cost would remain similar. This is due to what is known as “*re-insurance*.” Re-insurance is what insurance companies buy in order to remain solvent in case of a very large claim. The cost is passed along to the policy holder. The re-insurance rates between \$500,000 and \$1,000,000 are relatively unchanged. This results in a similar annual insurance cost.
- B. \$100,000/\$300,000/\$50,000 - This option would have returned the minimum public liability insurance coverage back to its original levels pre-2011. This option was rejected due to the limited amount of coverage for the public. This formatted coverage limits each person involved to \$100,000 per person with a maximum of \$300,000 per incident and a total of \$50,000 for property damage. The format reduces the ability of individual claimants to receive more than the \$100,000 in compensation, even if their loss should equate to more than the \$100,000 individual limit but less than the \$300,000 total.

C. \$350,000 CSL – This option was *unanimously* accepted and recommended by the ad-hoc committee for the following reasons:

1. Based on current claim trends this amount would cover 99.61% of all claims, meeting public safety needs.
2. Would *reduce* annual insurance premiums between **20% – 35%** (depending on company).
3. Would be in line with other major metropolitan cities in the U.S.
4. Allows cities that do not currently have a taxicab regulation agreement with MTS to more easily enter into such an agreement. MTS Taxicab Administration currently has an agreement with most southern San Diego County jurisdictions except for County of San Diego, City of Chula Vista and City of Coronado. City of Chula Vista, for example, requires \$100,000/\$300,000/\$50,000 taxicab public liability insurance. Aligning and lowering MTS's minimum public liability insurance requirements will allow these jurisdictions to more easily enter into agreements with MTS Taxicab Administration by maintaining the City's same level of taxi services and protection for their constituents.
5. As a supplemental reason, a smaller market share has resulted in more static taxis. Taxicabs are no longer receiving a majority of their rides through street hails. The majority of taxis are now stationary at various taxi stands around the cities. The fewer miles taxis are driving the less exposure and potential for accidents, supporting again the reduction of taxicab public liability insurance requirements.

VII. MTS Taxicab Administration Recommendation:

Based on the information described above, the MTS Taxicab Administration Department recommends the minimum public liability insurance for regulated vehicles transporting 9 or fewer passengers be reduced from the current level of \$1,000,000 CSL to \$350,000 CSL. It is also recommended that a review be conducted one (1) year from now to ensure the needs of the taxi industry and the public are being met. On March 19, 2018, the San Diego City Council approved the reduction of the taxicab public liability insurance requirement from \$1,000,000 CSL to \$350,000 CSL.

MTS TAXICAB ADMINISTRATION
MTS Taxicab and For-Hire Vehicle Insurance Requirements

Metropolitan Transit System (MTS), a California Public Agency, has the following taxicab and for-hire vehicle insurance requirements:

1. MINIMUM REQUIRED PUBLIC LIABILITY INSURANCE LIMITS

| | Vehicle Seating Capacity (Including Driver) | Combined Single Limit |
|-----|--|-----------------------------|
| 1.1 | 9 passengers or less | \$ 350 4,000,000 |
| 1.2 | 10-15 passengers | 2,000,000 |
| 1.3 | 16 passengers or more | 5,000,000 |

2. SPECIFIC INFORMATION REQUIRED FOR ACORD CERTIFICATE OF LIABILITY INSURANCE (OTHER THAN ASSIGNED RISK)

- 2.1 Full name of insurance company (insurer), which must be pre-approved by MTS Taxicab Administration, and must meet the minimum standards in Section 4 (see Section 3 for assigned risk requirements).
- 2.2 Name and current address of insured, who must be the permit holder, including company name (DBA) (PO boxes not acceptable).
- 2.3 Insurance policy number with effective and expiration dates.
- 2.4 Type(s) and limit(s) of liability coverage.
- 2.5 Vehicle description (make/year), vehicle identification number (VIN) and medallion number of each insured vehicle.
- 2.6 Certificate issue date and NAIC#.
- 2.7 Statement that insurer shall notify MTS Taxicab Administration, in writing by registered mail to the address on the letterhead at least 30 days prior to cancellation or termination of coverage. Statements to the effect that issuing company will “*Endeavor to Mail Notice*” or “*Intends to Notify*” are not acceptable.
- 2.8 Original (wet) signature of an agent who has been authorized by the insurer.
- 2.9 Certificate of insurance shall name San Diego Metropolitan Transit System (MTS) as certificate holder. Certificate must be an original with no alterations, type-overs, or white-outs.

3. SPECIFIC INFORMATION REQUIRED FOR ASSIGNED RISK INSURANCE (PRE-APPROVAL REQUIRED)

- 3.1 Complete copy of the application for insurance. Must contain the same information as is required by Items 2.2 through 2.9.
- 3.2 Proof of payment by copy of the agent's check, or copy of insured's cashier's check or money order, for a minimum of 25 percent of the annual premium.
- 3.3 Proof of policy issuance from the assigned insurer must be received by MTS Taxicab Administration within 30 days from the date on the assigned risk application. Evidence of insurance must contain all items listed in Section 2.
- 3.4 Evidence of insurance must be an original with no alterations, typeovers, or whiteouts.

4. INSURANCE COMPANY MINIMUM STANDARDS

Insurer must have a minimum *A. M. Best* rating of A-minus (A-) or above, and a financial size category of not less than VII (seven), or a similar *Standard and Poor's* rating. Companies providing Assigned Risk Insurance Policies will be evaluated on an individual basis and may be considered if they have a financial size category of not less than VI (six), or a similar *Standard and Poor's* rating. Contact MTS Taxicab Administration for additional information.

5. POLICY PROVISIONS

Policies must comply with MTS Ordinance No. 11, Section 1.9. Unacceptable policy provisions include, but are not limited to, the following:

- 5.1 Self-insured retentions (unless the insured is a state-certified self-insurer under the California Vehicle Code)
- 5.2 Nonstandard deductible endorsements
- 5.3 Territorial restrictions
- 5.4 Named driver/operator policies
- 5.5 Aggregate limits
- 5.6 “*Indemnity only*” contracts

INSURER'S VERIFICATION OF COMPLIANCE

Metropolitan Transit System (MTS), a California Public Agency, requires the following verification of insurance be submitted along with the Acord Certificate of Liability Insurance.

Insurer must sign below, which warrants the insurance policy provides coverage that meets or exceeds state and local laws and ordinances governing financial responsibility for ownership, use, maintenance, and operation of covered vehicles, specifically:

- **MTS Ordinance No. 11, Section 1.9 – Public Liability**

(a) It shall be unlawful to operate a for-hire vehicle unless the permit holder establishes and maintains in effect one of the forms of financial responsibility specified in this section.

(1) This requirement may be met by maintaining a valid policy of insurance executed and delivered by a company authorized to carry on an insurance business, the financial responsibility of which company has been approved by the Chief Executive Officer. The terms of the policy shall provide that the insurance company assumes financial responsibility for injuries to persons or property caused by the operation of the for-hire vehicle in an amount determined by the Chief Executive Officer.

(2) The permit holder may also meet this requirement by obtaining a certificate of self-insurance for a specified amount approved by the Board and pursuant to the applicable provisions of the California Vehicle Code.

"Insurance Requirements" as listed on the other side of this form.

- **California's *Financial Responsibility Law*, California Vehicle Code Sections 16000 through 16560, inclusive (does not apply to non-motorized vehicles).**

Insurer further warrants that any modification to the policy will not reduce coverage such that it fails to meet the requirements of applicable state and local laws and ordinances.

Insured (MTS vehicle permit holder): _____

Vehicles: Refer to the current Acord Certificate of Liability Insurance for description of the covered automobiles.

Insurer: _____

Policy No.: _____ Policy Term: _____ to _____

Limits: _____

Name: _____ Telephone Number: _____

Title: _____

Address: _____

Signature

Date

Note: Signature of the agent or broker will not be accepted. Signatory must be a current officer or employee of the insurance company who is duly authorized to sign on its behalf. The signature must be an original. Signature stamps are unacceptable.

REQUEST TO SPEAK FORM

ORDER REQUEST RECEIVED

1

PLEASE SUBMIT THIS COMPLETED FORM (AND YOUR WRITTEN STATEMENT) TO THE CLERK OF THE BOARD PRIOR TO DISCUSSION OF YOUR ITEM

1. INSTRUCTIONS

This Request to Speak form must be filled out and submitted in advance of the discussion of your item to the Clerk of the Board (please attach any written statement to this form). Communications on hearings and agenda items are generally limited to three minutes per person unless the Board authorizes additional time; however, the Chairperson may limit comment to one or two minutes each if there are multiple requests to speak on a particular item. General public comments on items not on the agenda are limited to three minutes. Please be brief and to the point. No yielding of time is allowed. Subjects of previous hearings or agenda items may not again be addressed under General Public Comments.

(PLEASE PRINT)

| | | | |
|--------------------------------------|---|---------|-------------------------------------|
| DATE | 04/12 / 2018 | | |
| Name | Mikail Hussein | | |
| Address | 4265 Fairmount Ave #180 San Diego 92105 | | |
| Telephone | 619- 721 4565 | | |
| Email | Mikail.hussein@unrdsd.com | | |
| Organization Represented | United Taxi Workers of San Diego | | |
| Subject of Your Remarks | MTS Taxicab public liability insurance | | |
| Regarding Agenda Item No. | 7 | | |
| Your Comments Present a Position of: | <input checked="" type="checkbox"/> | SUPPORT | <input type="checkbox"/> OPPOSITION |

2. TESTIMONY AT NOTICED PUBLIC HEARINGS

At Public Hearings of the Board, persons wishing to speak shall be permitted to address the Board on any issue relevant to the subject of the Hearing.

3. DISCUSSION OF AGENDA ITEMS

The Chairman may permit any member of the public to address the Board on any issue relevant to a particular agenda item.

4. GENERAL PUBLIC COMMENTS ON MATTERS NOT ON THE AGENDA

Public comment on matters not on the agenda will be limited to five speakers with three minutes each, under the Public Comment Agenda Item. Additional speakers will be heard at the end of the Board's Agenda.

NOTE: Subjects of previous hearings or agenda items may not again be addressed under General Public Comments.



Give time to speaker I

AGENDA ITEM NO.

7

REQUEST TO SPEAK FORM

ORDER REQUEST RECEIVED

**PLEASE SUBMIT THIS COMPLETED FORM (AND YOUR WRITTEN STATEMENT)
TO THE CLERK OF THE BOARD PRIOR TO DISCUSSION OF YOUR ITEM**

1. INSTRUCTIONS

This Request to Speak form must be filled out and submitted in advance of the discussion of your item to the Clerk of the Board (please attach any written statement to this form). Communications on hearings and agenda items are generally limited to three minutes per person unless the Board authorizes additional time; however, the Chairperson may limit comment to one or two minutes each if there are multiple requests to speak on a particular item. General public comments on items not on the agenda are limited to three minutes. Please be brief and to the point. No yielding of time is allowed. Subjects of previous hearings or agenda items may not again be addressed under General Public Comments.

(PLEASE PRINT)

| | |
|--------------------------------------|---|
| DATE | 4/12/18 |
| Name | Abdi Abdul |
| Address | 4265 Fairmount Ave, SO CA 92105 |
| Telephone | 619-280 4444 |
| Email | abdul@utwisd.com |
| Organization Represented | UTWSD |
| Subject of Your Remarks | TAXICAB Public liability Insurance Req. |
| Regarding Agenda Item No. | 7 - Give my time to mukail HUSEIN |
| Your Comments Present a Position of: | <input checked="" type="checkbox"/> SUPPORT <input type="checkbox"/> OPPOSITION |

2. TESTIMONY AT NOTICED PUBLIC HEARINGS

At Public Hearings of the Board, persons wishing to speak shall be permitted to address the Board on any issue relevant to the subject of the Hearing.

3. DISCUSSION OF AGENDA ITEMS

The Chairman may permit any member of the public to address the Board on any issue relevant to a particular agenda item.

4. GENERAL PUBLIC COMMENTS ON MATTERS NOT ON THE AGENDA

Public comment on matters not on the agenda will be limited to five speakers with three minutes each, under the Public Comment Agenda Item. Additional speakers will be heard at the end of the Board's Agenda.

NOTE: Subjects of previous hearings or agenda items may not again be addressed under General Public Comments.

REQUEST TO SPEAK FORM

ORDER REQUEST RECEIVED

**PLEASE SUBMIT THIS COMPLETED FORM (AND YOUR WRITTEN STATEMENT)
TO THE CLERK OF THE BOARD PRIOR TO DISCUSSION OF YOUR ITEM**

1. INSTRUCTIONS

This Request to Speak form must be filled out and submitted in advance of the discussion of your item to the Clerk of the Board (please attach any written statement to this form). Communications on hearings and agenda items are generally limited to three minutes per person unless the Board authorizes additional time; however, the Chairperson may limit comment to one or two minutes each if there are multiple requests to speak on a particular item. General public comments on items not on the agenda are limited to three minutes. Please be brief and to the point. No yielding of time is allowed. Subjects of previous hearings or agenda items may not again be addressed under General Public Comments.

(PLEASE PRINT)

| | | | |
|--------------------------------------|--|----------------|--|
| DATE | 4-12-18 | | |
| Name | ADRIAN KWIATKOWSKI | | |
| Address | 5333 MISSION CENTER RD #115 S.D. 92108 | | |
| Telephone | 619 704 0180 | | |
| Email | Adrian@TAGsandiego.com | | |
| Organization Represented | TRANSPORTATION ALLIANCE GROUP | | |
| Subject of Your Remarks | SUPPORT | | |
| Regarding Agenda Item No. | 7 | | |
| Your Comments Present a Position of: | <input type="checkbox"/> | SUPPORT | <input type="checkbox"/> OPPOSITION |

2. TESTIMONY AT NOTICED PUBLIC HEARINGS

At Public Hearings of the Board, persons wishing to speak shall be permitted to address the Board on any issue relevant to the subject of the Hearing.

3. DISCUSSION OF AGENDA ITEMS

The Chairman may permit any member of the public to address the Board on any issue relevant to a particular agenda item.

4. GENERAL PUBLIC COMMENTS ON MATTERS NOT ON THE AGENDA

Public comment on matters not on the agenda will be limited to five speakers with three minutes each, under the Public Comment Agenda Item. Additional speakers will be heard at the end of the Board's Agenda.

NOTE: Subjects of previous hearings or agenda items may not again be addressed under General Public Comments.



AGENDA ITEM NO.

7

REQUEST TO SPEAK FORM

ORDER REQUEST RECEIVED

3

**PLEASE SUBMIT THIS COMPLETED FORM (AND YOUR WRITTEN STATEMENT)
TO THE CLERK OF THE BOARD PRIOR TO DISCUSSION OF YOUR ITEM**

1. INSTRUCTIONS

This Request to Speak form must be filled out and submitted in advance of the discussion of your item to the Clerk of the Board (please attach any written statement to this form). Communications on hearings and agenda items are generally limited to three minutes per person unless the Board authorizes additional time; however, the Chairperson may limit comment to one or two minutes each if there are multiple requests to speak on a particular item. General public comments on items not on the agenda are limited to three minutes. Please be brief and to the point. No yielding of time is allowed. Subjects of previous hearings or agenda items may not again be addressed under General Public Comments.

(PLEASE PRINT)

| | |
|--------------------------------------|---|
| DATE | April 12, 2018 |
| Name | MARGO Tamquay |
| Address | 229 16th St #116 |
| Telephone | 619 231-1144 |
| Email | |
| Organization Represented | Lead Driver Rep MTS TAR |
| Subject of Your Remarks | SUPPORT |
| Regarding Agenda Item No. | 7 |
| Your Comments Present a Position of: | <input type="checkbox"/> SUPPORT <input checked="" type="checkbox"/> OPPOSITION |

2. TESTIMONY AT NOTICED PUBLIC HEARINGS

At Public Hearings of the Board, persons wishing to speak shall be permitted to address the Board on any issue relevant to the subject of the Hearing.

3. DISCUSSION OF AGENDA ITEMS

The Chairman may permit any member of the public to address the Board on any issue relevant to a particular agenda item.

4. GENERAL PUBLIC COMMENTS ON MATTERS NOT ON THE AGENDA

Public comment on matters not on the agenda will be limited to five speakers with three minutes each, under the Public Comment Agenda Item. Additional speakers will be heard at the end of the Board's Agenda.

NOTE: Subjects of previous hearings or agenda items may not again be addressed under General Public Comments.



1255 Imperial Avenue, Suite 1000
San Diego, CA 92101-7490
(619) 231-1466 • FAX (619) 234-3407

Agenda Item No. 8

MEETING OF THE SAN DIEGO METROPOLITAN TRANSIT SYSTEM BOARD OF DIRECTORS

April 12, 2018

SUBJECT:

HOSTED TEXT MESSAGING SERVICES – CONTRACT AWARD

RECOMMENDATION:

That the San Diego Metropolitan Transit System (MTS) Board of Directors authorize the Chief Executive Officer (CEO) to:

- 1) Execute MTS Doc. No. G2067.0-18 (in substantially the same format as Attachment A) with Enghouse Transportation (Enghouse) for the provision of hosted text messaging services for a three (3) year base period with two (2) 1-year options, exercisable at MTS's sole discretion; and
- 2) Exercise each option year at the CEO's discretion.

Budget Impact

The total cost shall not exceed \$773,212. The amount for the base years is \$498,096 (from June 1, 2018 to May 31, 2021) and the optional years is \$275,116 (from June 1, 2021 to May 31, 2023), exercisable at MTS's sole discretion. The project will be funded through the Information Technology operation budget 661010-571250.

| Contract Term | Total Amount |
|-------------------------------|------------------|
| Base Year 1 | \$223,617 |
| Base Year 2 | \$137,162 |
| Base Year 3 | \$137,317 |
| Subtotal (Base) | \$498,096 |
| Option Year I (Year 4) | \$137,476 |
| Option Year II (Year 5) | \$137,640 |
| Subtotal (Options) | \$275,116 |
| Total (Base + Options) | \$773,212 |



DISCUSSION:

MTS offers a texting system which allows passengers to send an SMS text with an MTS-designated five-digit bus stop number to GOMTS (46687). The system responds back immediately with the next real-time arrivals of buses to that stop. Under the proposed extended texting program, MTS will have the capability to append advertising to the text messages, providing a possible source of revenue to offset the cost of the system. Based on current usage, we are estimating the system to receive and send approximately 6,400,000 messages per year.

On December 29, 2017, staff released a Request for Proposals (RFP) MTS Doc. No. G2067.0-18 to solicit offers from qualified firms for Hosted Text Messaging Services. A total of seven (7) proposals were received by the due date of February 8, 2018 from the following:

1. Enghouse Transportation (Markham, ON, Canada)
2. Let's Bus It/IVR Net (Calgary, Alberta, Canada)
3. MIS Sciences (Burbank, CA)
4. Parwan Electronics Corporation (PEC), dba: USA Notify LLC (Aberdeen, NJ)
5. Retarus, Inc. (Secaucus, NJ)
6. Sprint (Overland Park, KS)
7. Upland Software (Austin, TX)

The review of all the proposals showed six (6) of the seven (7) proposals to be responsive and responsible to the requirements of the solicitation. One proposal (Let's Bus It/IVR Net) was deemed non-responsive for not submitting a complete Cost proposal.

An evaluation panel was comprised of representatives from Transportation, Finance, and Information Technology departments. Proposals were evaluated based on the following (technical and cost) criterion:

Pass/Fail Criteria to include:

- a. Proposer has demonstrated the ability to meet insurance requirements described in the Agreement;
- b. Proposer has demonstrated at least two (2) years of relevant experience; and
- c. Proposer has demonstrated previous experience working for or with public agencies, transit entities, or corporations on a similar project.

Scored Criteria:

1. Qualifications and Experience of Firm
2. System Features
3. Cost/Price

After clarifications, discussions and submission of the revised proposals, Enghouse Transportation and MIS Sciences were determined to be within the competitive range and continued in the procurement process. As a result of further clarifications and negotiations, the evaluation panel determined that Enghouse Transportation's (Enghouse) proposal represented the best value and most advantageous offer to MTS after considering both price and technical factors.

The following table represents the final scores:

| PROPOSER NAME | COST | TOTAL AVG. TECH. SCORE | COST SCORE | TOTAL SCORE (Tech + Cost) |
|---------------|-----------|---------------------------|---------------|------------------------------|
| ENGHOUSE | \$773,212 | 52.00 | 40.00 | 92.00 |
| MIS SCIENCES | \$793,368 | 50.67 | 38.98 | 89.65 |

During negotiations, Enghouse reduced its price proposal by \$48,497 (or roughly 6%) from the original price of \$821,709.04 to a revised price of \$773,212.00.

Based on the evaluation panel's analysis of the technical proposal, discussions and evaluation of price, MTS staff has determined that Enghouse's proposed pricing is fair and reasonable, and has provided a competitive proposal that meets MTS's requirements as outlined in the RFP.

Therefore, staff is requesting that the MTS Board of Directors authorize the CEO to:

- 1) Execute MTS Doc. No. G2067.0-18 (in substantially the same format as Attachment A) with Enghouse for the provision of hosted text messaging services for a three (3) year base period with two (2) 1-year options, exercisable at MTS's sole discretion; and
- 2) Exercise each option year at the CEO's discretion.

/s/ Paul C. Jablonski
Paul C. Jablonski
Chief Executive Officer

Key Staff Contact: Sharon Cooney, 619.557.4513, Sharon.Cooney@sdmts.com

Attachments: A. Draft MTS Doc. No. G2067.0.18
B. Cost Summary

**STANDARD SERVICES AGREEMENT
FOR
HOSTED TEXT MESSAGING SERVICES**

| |
|-------------------------------|
| G2067.0-18 CONTRACT NUMBER |
| FILE/PO NUMBER(S) |

THIS AGREEMENT is entered into this _____ day of _____ 2018, in the State of California by and between San Diego Metropolitan Transit System ("MTS"), a California public agency, and the following, hereinafter referred to as "Contractor":

Name: Enghouse Transportation Address: 80 Tiverton Court, Suite 800

Form of Business: Non-profit Markham, ON, L3R 0G4 CANADA

(Corporation, partnership, sole proprietor, etc.)

Telephone: 905-946-3200 Email Address: brad.cameron@enghouse.com

| | | |
|--------------------------------------|---------------------|------------------------|
| Authorized person to sign contracts: | <u>Brad Cameron</u> | <u>General Manager</u> |
| | Name | Title |

The attached Standard Conditions are part of this Agreement. The Contractor agrees to furnish to MTS services and materials, as follows:

Hosted Text Messaging Services as specified in the Scope of Work (attached as Exhibit A) in accordance with the Standard Services Agreement, including Standard Conditions Services (attached as Exhibit B), and, and Enghouse Transportation's Proposal (attached as Exhibit C).

The contract term is for up to a five (5) year period (3-year base with two 1-year options). The Base period shall be effective May 1, 2018 through April 30, 2021 and the Option period shall be effective from May 1, 2021 through April 30, 2023. The total cost for the base period is \$498,096, and the total for the option period is \$275,116 for the grand total value not-to-exceed \$773,212 without prior written approval from MTS.

| SAN DIEGO METROPOLITAN TRANSIT SYSTEM | CONTRACTOR AUTHORIZATION |
|--|---|
| By: _____ Chief Executive Officer Approved as to form: By: _____ Office of General Counsel | Firm: _____ By: _____ Signature Title: _____ |
| AMOUNT ENCUMBERED | BUDGET ITEM |
| \$498,096 – Base | |
| \$275,116 - Options | |
| \$773,212 - Total | 661010-571250 |
| | 18-23 |

| | |
|-------------------------|------|
| By: _____ | Date |
| Chief Financial Officer | |

(____ total pages, each bearing contract number)

SA-SERVICES (REV 2/22/2017)
DATE

FINAL COST SUMMARY - ENGHOUSE

HOSTED TEXT MESSAGING SERVICES RFP, MTS DOC. NO. G2067.0-18

| YEAR ONE (5/1/18 - 4/30/19) | | | ENGHOUSE (VANITY Short Code) | |
|--|-----|-------------|---------------------------------|---------------|
| DESCRIPTION | | EST QTY/UOM | UNIT COST | TOTAL COST |
| Price per message sent (Short Code) | N/A | 6,376,320 | \$ - | \$ - |
| Price per message received (Short Code) | N/A | 6,376,320 | .015 | \$ 95,644.80 |
| Price per message sent (Long Code) | N/A | 103,680 | .02 | \$ 2,073.60 |
| Price per message received (Long Code) | N/A | 103,680 | .02 | \$ 2,073.60 |
| Short Code Lease per Month | N/A | 12 | \$ 1,485.00 | \$ 17,820.00 |
| Other fees (if applicable, specify or provide as a separate sheet) - <i>License & Implementation, and ET Maintenance</i> | N/A | N/A | N/A | \$ 106,005.00 |
| Subtotal | | | | \$ 223,617.00 |
| TOTAL (Year 1) | | | | \$ 223,617.00 |

| YEAR TWO (5/1/19 - 4/30/20) | | | ENGHOUSE (VANITY Short Code) | |
|--|-----|-------------|---------------------------------|---------------|
| DESCRIPTION | | EST QTY/UOM | UNIT COST | TOTAL COST |
| Price per message sent (Short Code) | N/A | 6,376,320 | | \$ - |
| Price per message received (Short Code) | N/A | 6,376,320 | .015 | \$ 95,644.80 |
| Price per message sent (Long Code) | N/A | 103,680 | .02 | \$ 2,073.60 |
| Price per message received (Long Code) | N/A | 103,680 | .02 | \$ 2,073.60 |
| Short Code Lease per Month | N/A | 12 | \$ 1,485.00 | \$ 17,820.00 |
| Other fees (if applicable, specify or provide as a separate sheet) - <i>License & Implementation, and ET Maintenance</i> | N/A | N/A | N/A | \$ 19,550.00 |
| Subtotal | | | | \$ 137,162.00 |
| TOTAL (Year 2) | | | | \$ 137,162.00 |

| YEAR THREE (5/1/20 - 4/30/21) | | | ENGHOUSE (VANITY Short Code) | |
|--|-----|-------------|---------------------------------|---------------|
| DESCRIPTION | | EST QTY/UOM | UNIT COST | TOTAL COST |
| Price per message sent (Short Code) | N/A | 6,376,320 | | \$ - |
| Price per message received (Short Code) | N/A | 6,376,320 | 0.015 | \$ 95,644.80 |
| Price per message sent (Long Code) | N/A | 103,680 | .02 | \$ 2,073.60 |
| Price per message received (Long Code) | N/A | 103,680 | .02 | \$ 2,073.60 |
| Short Code Lease per Month | N/A | 12 | \$ 1,485.00 | \$ 17,820.00 |
| Other fees (if applicable, specify or provide as a separate sheet) - <i>License & Implementation, and ET Maintenance</i> | N/A | N/A | N/A | \$ 19,705.00 |
| Subtotal | | | | \$ 137,317.00 |
| TOTAL (Year 3) | | | | \$ 137,317.00 |

| OPTION YEAR I (5/1/21 - 4/30/22) | | | ENGHOUSE (VANITY Short Code) | |
|----------------------------------|--|--|---------------------------------|--|
|----------------------------------|--|--|---------------------------------|--|

FINAL COST SUMMARY - ENGHOUSE**HOSTED TEXT MESSAGING SERVICES RFP, MTS DOC. NO. G2067.0-18**

| DESCRIPTION | | EST QTY/UOM | UNIT COST | TOTAL COST |
|--|-----|-------------|-------------|---------------|
| Price per message sent (Short Code) | N/A | 6,376,320 | | \$ - |
| Price per message received (Short Code) | N/A | 6,376,320 | 0.015 | \$ 95,644.80 |
| Price per message sent (Long Code) | N/A | 103,680 | .02 | \$ 2,073.60 |
| Price per message received (Long Code) | N/A | 103,680 | .02 | \$ 2,073.60 |
| Short Code Lease per Month | N/A | 12 | \$ 1,485.00 | \$ 17,820.00 |
| Other fees (if applicable, specify or provide as a separate sheet) - <i>License & Implementation, and ET Maintenance</i> | N/A | N/A | N/A | \$ 19,864.00 |
| Subtotal | | | | \$ 137,476.00 |
| TOTAL (OPY1 - Year 4) | | | | \$ 137,476.00 |

| OPTION YEAR II (5/1/22 - 4/30/23) | | ENGHOUSE (VANITY Short Code) | | |
|--|-----|---------------------------------|-------------|---------------|
| DESCRIPTION | | EST QTY/UOM | UNIT COST | TOTAL COST |
| Price per message sent (Short Code) | N/A | 6,376,320 | | \$ - |
| Price per message received (Short Code) | N/A | 6,376,320 | 0.015 | \$ 95,644.80 |
| Price per message sent (Long Code) | N/A | 103,680 | .02 | \$ 2,073.60 |
| Price per message received (Long Code) | N/A | 103,680 | .02 | \$ 2,073.60 |
| Short Code Lease per Month | N/A | 12 | \$ 1,485.00 | \$ 17,820.00 |
| Other fees (if applicable, specify or provide as a separate sheet) - <i>License & Implementation, and ET Maintenance</i> | N/A | N/A | N/A | \$ 20,028.00 |
| Subtotal | | | | \$ 137,640.00 |
| TOTAL (OPY2 - Year 5) | | | | \$ 137,640.00 |

| | |
|--------------------|----------------------|
| GRAND TOTAL | \$ 773,212.00 |
|--------------------|----------------------|



1255 Imperial Avenue, Suite 1000
San Diego, CA 92101-7490
(619) 231-1466 • FAX (619) 234-3407

Agenda Item No. 9

MEETING OF THE SAN DIEGO METROPOLITAN TRANSIT SYSTEM BOARD OF DIRECTORS

April 12, 2018

SUBJECT:

ORANGE LINE TRACK IMPROVEMENTS – CHANGE ORDER AMENDMENT
NUMBERS 12 - 14

RECOMMENDATION:

That the San Diego Metropolitan Transit System (MTS) Board of Directors:

- 1) Ratify Construction Change Order Amendments 12 - 13 (Attachments B, C) to MTS Doc. No. PWL211.0-16 (Herzog Contracting Corp. (Herzog)) for \$99,627.81, which was previously issued under the Chief Executive Officer's (CEO) authority, for Orange Line Track Improvements; and
- 2) Authorize the CEO to execute MTS Doc. No. PWL211.0-16 – Change Order Amendment 14 (in substantially the same format as Attachment A), with Herzog for \$33,000.00.

Budget Impact

The total associated with Change Order Amendments 12 - 14 is \$132,627.81. The total cost associated with this contract is as follows:

| Description | Description Summary | Total Cost | Board Date |
|-------------------|---|-------------|------------|
| Original Contract | Various Orange Line track, station, crossing, sidewalk and other improvements | \$3,916,490 | 9/15/2016 |
| Change Order 1 | Community Outreach | \$7,537.83 | 2/16/17 |
| Change Order 2 | 30 th St & Commercial Transition | \$46,862.63 | 2/16/17 |
| Change Order 3 | 9-ft Timber Tie Change Out | \$10,978.96 | 2/16/17 |
| Change Order 4 | Horseshoe Rail Replacement | \$24,290.00 | 2/16/17 |
| Change Order 5 | Vehicular Crossing Transitions | \$98,850.97 | 2/16/17 |
| Change Order 6 | Broadway Wye Frog Plates | \$17,970.00 | 5/11/17 |
| Change Order 7 | Rail Anchor Procurement | \$3,257.53 | 5/11/17 |



| | | | |
|--|---|----------------|---------|
| Change Order 8 | Insulated Joints and Panels | \$11,866.11 | 5/11/17 |
| Exercise Option for "Add Alternate" Work | Euclid to Massachusetts ballast, rail tie work; rail plug installation work | \$2,141,143 | 5/11/17 |
| Change Order 9 | Extra Work at Vehicular Crossings | \$94,683.01 | 9/21/17 |
| Change Order 10 | Vehicular Crossing Changes | (\$10,506.23) | 9/21/17 |
| Change Order 11 | Reduce Surfacing and Add Bridge Ties | \$74,087.08 | 9/21/17 |
| <i>Today's Action</i> | | | |
| Change Order 12 (ratify) | Additional Surfacing | \$59,590.47 | |
| Change Order 13 (ratify) | 47 th St Bridge Ballast Replacement | \$40,037.34 | |
| Change Order 14 (authorize) | Broadway Wye Rail Replacement | \$33,000.00 | |
| Total | | \$6,570,138.70 | |

Funding is included in the Capital Improvement Projects (CIP) numbers (20050030) Crossing Diamond at Broadway and (20050072) Orange Line Tie Replacement.

DISCUSSION:

MTS currently has an existing agreement with Herzog Contracting Corp. for construction-related improvements on the Orange Line. This agreement includes various rail-related improvements, such as track, ballast and tie replacements or upgrades/extensions, vehicular crossing replacements or upgrades, sidewalks, ramps and other related work. As work is done on particular Orange Line segments, unforeseen circumstances are encountered, requiring change orders to make these additional repairs.

A summary of the Change Orders that are the subject of today's proposed action is as follows:

Ratification of Change Order Amendment No. 12:

This change order amendment is for the increase of 2,790 Track-Feet (TF) of surfacing, top ballast, and distressing between 69th Street and Massachusetts Avenue on the westbound track. Bad field information led to an incorrect deductive change order to reduce surfacing area. It was later determined that some of the area needed to be added back in. The total cost of this amendment shall not exceed \$59,590.47

Ratification of Change Order Amendment No. 13:

This change order amendment is for the extra work involved with the replacement of ballast on the West-Bound track on the 47th St. Bridge. The existing ballast was not sufficient to support the contracted rail construction. The total cost of this amendment is \$40,037.34

Ratification of Change Order Amendment No. 14:

This change order amendment is for the replacement of rail, restraining rail, and ties from the Broadway Wye towards W. Broadway and Santa Fe Depot. The contracted portion of rail did not properly line-up and connect to the existing adjacent section of old rail due to wear and gauge of rail. The total cost of this amendment shall not exceed \$33,000.00.

MTS Policy No. 41, "Signature Authority", specifically under Section 41.4.4 "Change Orders", permits the CEO to approve change orders under \$100,000. As Change Orders 12 – 13 were cumulatively under \$100,000, MTS's CEO executed the Change Orders, pursuant to Policy 41. Contract change orders costing more than \$100,000 must be approved by the Board of Directors.

Therefore, staff recommends that the MTS Board of Directors ratify previous Change Order Amendments 12 – 13 (Attachments B – D) and authorize the Chief Executive Officer (CEO) to execute Change Order Amendment 14 in the same format as Attachment A.

/s/ Paul C. Jablonski

Paul C. Jablonski
Chief Executive Officer

Key Staff Contact: Sharon Cooney, 619.557.4513, Sharon.Cooney@sdmts.com

Attachments: A. Draft MTS Doc. No. PWL211.0-16 Change Order 14 Herzog Contracting Corp.
B. Change Order 12
C. Change Order 13



Att. A, AI 9, 4/12/18

CONSTRUCTION CHANGE ORDERProject Name: **Orange Line Track Improvements**Date: **3/15/18**To: **MTS**Contract Number: **PWL 211.0-16**From (Contractor): **Herzog**CCO Number: **014****Description of Work**

This change order is for the replacement of rail, restraining rail, and ties from the first frog towards W Broadway and Santa Fe Depot.

A. Contractor Cost of the Work

Payroll Costs (See attached supporting documentation.)

\$ 20,327.10

Materials (See attached supporting documentation.)

\$ 4,349.64

Material Tax

\$ 177.97

Equipment (See attached supporting documentation.)

\$ 3,364.16

Consultant Costs (See attached supporting documentation.)

\$ -

Supplemental Costs (See attached supporting documentation.)

\$ -

Other - describe services

\$ 400.00

Other - describe services

\$ -

Subtotal A: \$ 28,618.87**B. Subcontractor Cost of the Work**

Payroll Costs (See attached supporting documentation.)

\$ -

Equipment (See attached supporting documentation.)

\$ -

Materials (See attached supporting documentation.)

\$ -

Consultant Costs (See attached supporting documentation.)

\$ -

Supplemental Costs (See attached supporting documentation.)

\$ -

Subtotal B: \$ -**C. Contractor Fee: (As per the Contract Documents)**

Overhead and Profit on Labor and Material

15%

\$ 3,701.51

Overhead and Profit on Equipment

10%

\$ 336.42

Overhead and Profit on Subcontractors

5%

\$ 20.00

Bonds and Insurance

1%

\$ 323.20

Subtotal C: \$ 4,381.13

Total = (A + B + C)

Total: \$ 33,000.00

Original Contract value: Base Bid \$3,916,490 (+) Add Alternate \$2,141,143 = \$6,057,633

\$ 6,057,633.00

Adjustment by Change Order No. 1 through Change Order 13 (if applicable)

\$ 479,505.70

Adjustment by this Change Order

\$ 33,000.00

New Contract Amount

Total:

\$ 6,570,138.70

The Contract Time due to this Change Order will be: ☒ Increased ☐ Decreased ☐ Unchangedby **22** days

Original Completion Date:

12/11/2017

Adjustment by Change Order No. 1 through Change Order 13 (if applicable)

42

Adjustment by this Change Order

22

New Completion Date

2/13/2018

Milestones Affected:

Add Descriptions of any milestones affected as a result of a change in services, term, and/or price

 **3-16-18**

Contractor

Date:

MTS Chief Executive Officer

Date:

Follow all applicable procedures and provide all appropriate documentation as required by the Contract Documents.



Metropolitan Transit System

Att. B, AI 9, 4/12/18

CONSTRUCTION CHANGE ORDERProject Name: **Orange Line Track Improvements**Date: **10/13/17**To: **MTS**Contract Number: **PWL 211.0-16**From (Contractor): **Herzog**CCO Number: **012****Description of Work**

This change order is for the increase of 2,790 TF of surfacing, top ballast, and distressing between 69th Street and Massachusetts Ave on the westbound track.

A. Contractor Cost of the Work

| | | | |
|---|-----------|-----------|------------------|
| Payroll Costs (See attached supporting documentation.) | \$ | 861.36 | |
| Materials (See attached supporting documentation.) | \$ | - | |
| Material Tax | \$ | - | |
| Equipment (See attached supporting documentation.) | \$ | - | |
| Consultant Costs (See attached supporting documentation.) | \$ | - | |
| Supplemental Costs (See attached supporting documentation.) | \$ | - | |
| Additional Work (Bid Item 11.2) - 2,790 TF @ \$21/TF | \$ | 58,590.00 | |
| Other | \$ | - | |
| Subtotal A: | \$ | | 59,451.36 |

B. Subcontractor Cost of the Work

| | | | |
|---|-----------|---|----------|
| Payroll Costs (See attached supporting documentation.) | \$ | - | |
| Equipment (See attached supporting documentation.) | \$ | - | |
| Materials (See attached supporting documentation.) | \$ | - | |
| Consultant Costs (See attached supporting documentation.) | \$ | - | |
| Supplemental Costs (See attached supporting documentation.) | \$ | - | |
| Subtotal B: | \$ | | - |

C. Contractor Fee: (As per the Contract Documents)

| | | | |
|---|-----|----|--------|
| Overhead and Profit on Labor and Material | 15% | \$ | 129.20 |
| Overhead and Profit on Equipment | 10% | \$ | - |
| Overhead and Profit on Subcontractors | 5% | \$ | - |
| Bonds and Insurance | 1% | \$ | 9.91 |

Subtotal C: \$ 139.11

Total = (A + B + C)

Total: \$ 59,590.47

Original Contract value: Base Bid \$3,916,490 (+) Add Alternate \$2,141,143 = \$6,057,633

\$ 6,057,633.00

Adjustment by Change Order No. 1 through Change Order 11 (if applicable)

\$ 379,877.89

Adjustment by this Change Order

\$ 59,590.47

New Contract Amount

Total: \$ 6,497,101.36

The Contract Time due to this Change Order will be: ☒ Increased ☐ Decreased ☐ Unchanged

by 14 days

Original Completion Date:

12/11/2017

Adjustment by Change Order No. 1 through Change Order 11 (if applicable)

16

Adjustment by this Change Order

14

New Completion Date

1/10/2018

Milestones Affected: Add Descriptions of any milestones affected as a result of a change in services, term, and/or price

[Signature] 10-13-17
Contractor Date:

[Signature] 11/9/17
MTS Chief Executive Officer Date:

Follow all applicable procedures and provide all appropriate documentation as required by the Contract Documents.



Metropolitan Transit System

Att. C, AI 9, 4/12/18

CONSTRUCTION CHANGE ORDERProject Name: **Orange Line Track Improvements**Date: **12/12/17**To: **MTS**Contract Number: **PWL 211.0-16**From (Contractor): **Herzog**CCO Number: **013****Description of Work**

This change order is for the replacement of the ballast on the WB track on the 47th St bridge.

A. Contractor Cost of the Work

| | | |
|---|--------------|---------------------------------|
| Payroll Costs (See attached supporting documentation.) | \$ 24,501.30 | |
| Materials (See attached supporting documentation.) | \$ - | |
| Material Tax | \$ - | |
| Equipment (See attached supporting documentation.) | \$ 10,431.60 | |
| Consultant Costs (See attached supporting documentation.) | \$ - | |
| Supplemental Costs (See attached supporting documentation.) | \$ - | |
| Other - describe services | | |
| Other - describe services | \$ - | |
| | | Subtotal A: \$ 34,932.90 |

B. Subcontractor Cost of the Work

| | | |
|---|------|-------------------------|
| Payroll Costs (See attached supporting documentation.) | \$ - | |
| Equipment (See attached supporting documentation.) | \$ - | |
| Materials (See attached supporting documentation.) | \$ - | |
| Consultant Costs (See attached supporting documentation.) | \$ - | |
| Supplemental Costs (See attached supporting documentation.) | \$ - | |
| | | Subtotal B: \$ - |

C. Contractor Fee: (As per the Contract Documents)

| | | | |
|---|-----|-------------|--------------------------------|
| Overhead and Profit on Labor and Material | 15% | \$ 3,675.20 | |
| Overhead and Profit on Equipment | 10% | \$ 1,043.16 | |
| Overhead and Profit on Subcontractors | 5% | \$ - | |
| Bonds and Insurance | 1% | \$ 386.08 | |
| | | | Subtotal C: \$ 5,104.44 |

Total = (A + B + C) Total: \$ 40,037.34

| | |
|---|-------------------------------|
| Original Contract value: Base Bid \$3,916,490 (+) Add Alternate \$2,141,143 = \$6,057,633 | \$ 6,057,633.00 |
| Adjustment by Change Order No. 1 through Change Order 12 (if applicable) | \$ 439,468.36 |
| Adjustment by this Change Order | \$ 40,037.34 |
| New Contract Amount | Total: \$ 6,537,138.70 |

| | |
|---|------------|
| The Contract Time due to this Change Order will be: <input checked="" type="checkbox"/> Increased <input type="checkbox"/> Decreased <input type="checkbox"/> Unchanged | by 12 days |
| Original Completion Date: | 12/11/2017 |
| Adjustment by Change Order No. 1 through Change Order 12 (if applicable) | 30 |
| Adjustment by this Change Order | 12 |
| New Completion Date | 1/22/2018 |

Milestones Affected: Add Descriptions of any milestones affected as a result of a change in services, term, and/or price

Herzog 12-12-17
Contractor Date:

[Signature]
MTS Chief Executive Officer

1/10/18
Date:

Follow all applicable procedures and provide all appropriate documentation as required by the Contract Documents.



1255 Imperial Avenue, Suite 1000
San Diego, CA 92101-7490
(619) 231-1466 • FAX (619) 234-3407

Agenda Item No. 10

MEETING OF THE SAN DIEGO METROPOLITAN TRANSIT SYSTEM BOARD OF DIRECTORS

April 12, 2018

SUBJECT:

VEHICLE ADVERTISING – CONTRACT AWARD

RECOMMENDATION:

That the San Diego Metropolitan Transit System (MTS) Board of Directors authorize the Chief Executive Officer (CEO) to execute MTS Doc. No. G2014.0-17, (in substantially the same format as Attachment A) with Clear Channel Outdoor, Inc. (CCO), to provide Vehicle (MTS Buses and Trolley Rail Cars) Advertising services for a five (5) year base term with five (5) one year options.

Budget Impact

This is a revenue contract. The Minimum Annual Guarantee (MAG) over the ten years is \$9,775,000, while the Net MTS Revenue is projected to be \$14,942,536, as detailed in Attachment B.

DISCUSSION:

The San Diego Metropolitan Transit System generates non-fare revenue via advertising on its transit vehicles. Exterior advertisements on trolleys and buses are limited to large format advertising that covers at least an entire side of an MTS bus and all sides of an MTS light rail vehicle. Interior advertising is also sold on both buses and trolleys.

In recent years, the MTS advertising contractor has generated more than \$1 million annually from the Vehicle Advertising contract. This revenue supplements the MTS operations budget. The previous contract called for MTS to receive 75% of all gross revenues. There was no MAG as part of the previous contract.

In order to assure that MTS would receive maximum revenues, all proposers were required to provide Gross Ad Sales Projections, the Percentage Split of Gross Revenues to MTS, and projected Net Revenue to MTS for each year of the five-year base contract and for each year of the five option years. Additionally, MTS required each proposer to provide a MAG for each year of the contract. The MAG provision allows MTS to rely on a minimum amount of advertising revenue without regard to market fluctuations.



MTS Policy No. 52, "Procurement of Goods and Services", requires that unless another method is more appropriate, MTS may utilize a competitive solicitation process for revenue contracts.

On August 23, 2017, MTS issued the Request for Proposals (RFP) for Vehicle Advertising services. Three (3) proposals were received by the due date of October 16, 2017, as follows:

1. Outfront Media Group LLC, New York, 10174
2. Clear Channel Outdoor, Inc., Torrance, CA 90501
3. Michael Allen Associates, San Diego, CA 92131

All proposals were deemed responsive and responsible.

A selection committee, consisting of representatives from MTS Marketing, Finance, San Diego Trolley Inc., and San Diego Transit Corporation met and scored the proposals based on the following:

- | | |
|---|------------|
| 1. Qualifications and Experience of the Firm and Management Team | 25% |
| 2. Work Plan: Purchase, Installation, Advertising, Maintenance & Vandalism Repair | 25% |
| 3. Cost and Revenue Payment/Financial Benefit | <u>50%</u> |
| | Total 100% |

After the initial evaluation of proposals received, the evaluation panel determined it would be in MTS's best interest to interview all three proposers as they were determined to be within the competitive range. Staff interviewed all proposers on ways to maximize revenue including technical enhancements/innovations to the scope of work, advertising in other markets within the country, revenue reporting and transition procedures to the new MAG-driven contract. Following interviews of all proposers, MTS requested revised technical and cost proposals and the panel evaluated the interviews and revised submissions per the RFP requirements.

The following table represents the proposers' final scores and rankings following the interviews and evaluation of revised technical and cost proposals:

| VEHICLE ADVERTISING SERVICES | | | | |
|------------------------------|------------------------------|----------------------------|------------------------------------|---------|
| PROPOSER NAME | TOTAL AVG. TECH. SCORE | COST / REVENUE SCORE | TOTAL SCORE (TECH + COST) | RANKING |
| Outfront Media Group | 46.50 | 50.00 | 96.50 | 1 |
| Clear Channel Outdoor | 41.00 | 47.27 | 88.27 | 2 |
| Michael Allen Associates | 36.50 | 49.35 | 85.85 | 3 |

The MTS Board awarded a contract to Outfront Media Group on January 18, 2018. On January 28, 2018, Outfront withdrew its proposal. MTS then began discussions with the 2nd ranked proposer, CCO, including transitioning services from the current contractor. MTS and CCO have agreed on a transition period from April 13, 2018 to July 31, 2018 to allow for CCO to start selling ad space while the current contractor winds down its services. CCO will be allowed an additional two-month period to September 30, 2018 to generate sales and contracts before all sales are attributed to its MAG, which will

commence on October 1, 2018. After the transition period, the base term of the contract will be from October 1, 2018 through September 30, 2023. The option term shall be from October 1, 2023 through September 30, 2028. For the term of the contract, CCO shall provide MTS either 66 percent of gross revenues, or an annual MAG of \$955,000 (increasing in future years), whichever is greater as shown in Attachment B.

Therefore, staff recommends that the MTS Board of Directors authorize the CEO to execute MTS Doc. No. G2014.0-17, (in substantially the same format as Attachment A) with Clear Channel Outdoor to provide Vehicle (MTS Buses and Trolley Rail Cars) Advertising services for a five (5) year base term with five (5) one year options, exercisable at MTS's sole determination.

/s/ Paul C. Jablonski
Paul C. Jablonski
Chief Executive Officer

Key Staff Contact: Sharon Cooney, 619.557.4513, Sharon.Cooney@sdmts.com

Attachments: A. Draft MTS Doc. No. G2014.0-17
B. Revenue Summary

DRAFT

G2014.0-17
CONTRACT NUMBER

STANDARD SERVICES AGREEMENT

FILE/PO NUMBER(S)

THIS AGREEMENT is entered into this _____ day of _____ 2018, in the State of California by and between San Diego Metropolitan Transit System ("MTS"), a California public agency, and the following, hereinafter referred to as "Contractor":

Name: Clear Channel Outdoor Inc.Address: 19230 Harborage Way
Torrance, CA 90501Form of Business: Corporation
(Corporation, partnership, sole proprietor, etc.)Telephone: (310) 755-7200Email Address: JohnDuong@clearchannel.com

Authorized person to sign contracts: Greg McGrath President, Southern California Region
Name Title

The attached Standard Conditions are part of this Agreement. The Contractor agrees to furnish to MTS services and materials, as follows:

Provide vehicle advertising services, as specified in the Scope of Work (attached as Exhibit A), the Cost/Revenue Proposal (attached as Exhibit B), and in accordance with the Standard Services Agreement, including the Standard Conditions Services (attached as Exhibit C).

The contract term has a transition period from April 13, 2018 to July 31, 2018 to allow for Contractor to start selling ad space while the current contractor winds down its services. Contractor will be allowed an additional two-month period to September 30, 2018 to generate sales and contracts before all sales are attributed to its MAG, which will commence on October 1, 2018. After the transition period, the base term of the contract will be from October 1, 2018 through September 30, 2023. The option term shall be from October 1, 2023 through September 30, 2028 if exercised by MTS.

The Minimum Annual Guarantee (MAG) for each year shall not be less than the amounts shown in Exhibit B, without the express written consent of MTS.

| SAN DIEGO METROPOLITAN TRANSIT SYSTEM | CONTRACTOR AUTHORIZATION |
|--|--------------------------|
| By: _____ Chief Executive Officer | Firm: _____ |
| Approved as to form: | By: _____ Signature |
| By: _____ Office of General Counsel | Title: _____ |
| AMOUNT ENCUMBERED | BUDGET ITEM |
| \$0 | FISCAL YEAR |
| | 2018-2022 |

By: _____
Chief Financial Officer Date

(XX total pages, each bearing contract number)

SA-SERVICES (REV 2/22/2017)
DATE

Attachment B

**MTS DOC NO. G2014.0-17 VEHICLE ADVERTISING RFP
REVENUE TOTALS**

Name of Firm:

| Contract Year |
|---|
| *Year One (1): 4/13/18 - 9/30/19 |
| Year Two (2): 10/1/19 - 9/30/20 |
| Year Three (3): 10/1/20 - 9/30/21 |
| Year Four (4): 10/1/21 - 9/30/22 |
| Year Five (5): 10/1/22 - 9/30/23 |
| Base Years (years 1-5) Sub-Total: |
| Year Six (6) – Option Year 1: 10/1/23 - 9/30/24 |
| Year Seven (7) – Option Year 2: 10/1/24 - 9/30/25 |
| Year Eight (8) – Option Year 3: 10/1/25 - 9/30/26 |
| Year Nine (9) – Option Year 4: 10/1/26 - 9/30/27 |
| Year Ten (10) – Option Year 5: 10/1/27 - 9/30/28 |
| Option Years (years 6-10) Sub-Total: |
| Grand Total for 10 years: |

| CLEAR CHANNEL OUTDOOR | | | |
|----------------------------|-------------------|--------------------------------|-----------------|
| Gross Ad Sales Projections | % of Gross to MTS | Minimum Annual Guarantee (MAG) | Net MTS Revenue |
| \$ 1,800,000 | 66% | \$ 955,000 | \$ 1,188,000 |
| \$ 1,890,000 | 66% | \$ 960,000 | \$ 1,247,400 |
| \$ 1,984,500 | 66% | \$ 965,000 | \$ 1,309,770 |
| \$ 2,083,725 | 66% | \$ 970,000 | \$ 1,375,259 |
| \$ 2,187,911 | 66% | \$ 975,000 | \$ 1,444,021 |
| \$ 9,946,136 | | \$ 4,825,000 | \$ 6,564,450 |
| \$ 2,297,307 | 66% | \$ 980,000 | \$ 1,516,222 |
| \$ 2,412,172 | 66% | \$ 985,000 | \$ 1,592,034 |
| \$ 2,532,781 | 66% | \$ 990,000 | \$ 1,671,635 |
| \$ 2,659,420 | 66% | \$ 995,000 | \$ 1,755,217 |
| \$ 2,792,391 | 66% | \$ 1,000,000 | \$ 1,842,978 |
| \$ 12,694,070 | | \$ 4,950,000 | \$ 8,378,086 |
| 22,640,207 | | 9,775,000 | \$ 14,942,536 |

*Includes transition period from 4/13/18 to 9/30/18.

Gross Ad Sales Projection: Enter gross ad revenue based on your estimates.

% Gross to MTS: Enter proposed percentage split to share with MTS.

Minimum Annual Guarantee: Enter the annual amount of the MAG.

Net MTS Revenue: This calculation will determine the Proposer's scoring by taking the larger of the % of Gross to MTS or Minimum Annual Gurantee (MAG).

The sum of Net MTS Revenue over the term of the Base Term and Option Years is be the basis for the cost score.



1255 Imperial Avenue, Suite 1000
San Diego, CA 92101-7490
(619) 231-1466 • FAX (619) 234-3407

Agenda Item No. 11

MEETING OF THE SAN DIEGO METROPOLITAN TRANSIT SYSTEM BOARD OF DIRECTORS

April 12, 2018

SUBJECT:

PHASE II PROPANE FUELING SERVICES AT COPLEY PARK DIVISION (CPD) –
CONTRACT AMENDMENT

RECOMMENDATION:

That the San Diego Metropolitan Transit System (MTS) Board of Directors authorize the Chief Executive Officer (CEO) to execute MTS Doc. No. B0656.2-16 (in substantially the same format as Attachment A) with Ferrellgas, LP (Ferrellgas) for the provision of propane fueling services.

Budget Impact

The new value of this agreement will not exceed \$1,955,443.41 (\$1,512,309.41 current contract value plus \$443,134 for additional funds). Funding for the contract increase is included in the Fiscal Year 2018 Minibus and Paratransit operation budgets 835012 and 850012.

DISCUSSION:

MTS operates a fleet of minibus and paratransit buses for its complementary ADA and paratransit operations. To augment the existing fleet, MTS recently purchased thirty-one (31) minibuses and forty-six (46) paratransit vehicles. An additional 20 propane vehicles were recently delivered and an additional 6 will be delivered during Fiscal Year 2018. As they are accepted, these units will be placed in service. These new vehicles use propane fuel and are compliant with California low emissions requirements. Over the next four (4) years the minibus and paratransit fleet will be converted 100% to propane. Due to higher than anticipated utilization of these propane vehicles and the arrival of an additional 20 propane paratransit vehicles, additional funding is needed to continue to operate the paratransit fleet.



Ferrellgas is the current contracted propane fuel provider for the Minibus and Paratransit fleets. The additional funds for this agreement will allow Ferrellgas to continue to provide propane fueling services through April 30, 2018. Staff has conducted a separate competitive procurement to enter into a long-term agreement for propane fueling service needs for ADA and paratransit fleet (see Agenda Item No. 12).

MTS shall continue to receive both off-site and wet-hose (trucked) fueling as needed. MTS will also continue to fuel vehicles from an on-site 2,000 gallon temporary propane tank at CPD. Demand will be based on operational need. Pricing will vary per gallon, depending on the current LA Basin propane spot price.

Therefore, staff recommends that the MTS Board of Directors authorize the CEO to execute to MTS Doc. No. B0656.2-16 with Ferrellgas to continue to provide propane fueling services for MTS.

/s/ Paul C. Jablonski

Paul C. Jablonski
Chief Executive Officer

Key Staff Contact: Sharon Coney, 619-557-4582, Sharon.Cooney@sdmts.com

Attachment: A. Draft MTS Doc. No. B0656.2-16

DRAFT

April 12, 2018

MTS Doc. No. B0656.2-16

Ferrelgas LP
Ms. Denise Whisman
Director of Operations
8088 Miramar Road
San Diego, CA 92128

Dear Ms. Whisman:

Subject: AMENDMENT NO. 2 TO MTS DOC. NO. B0656.0-16; PHASE II PROPANE FUELING
SERVICES ST COPLEY PARK DIVISION (CPD)

This shall serve as Amendment No. 2 to our agreement for the Phase II Propane Fueling Services as further described below.

SCOPE

Continue to provide propane fueling services at MTS's Copley Park Division in support of the Minibus and ADA Paratransit operations, in accordance with the terms and conditions of the original agreement, MTS Doc. No. B0656.0-16.

SCHEDULE

This contract shall be effective until April 30, 2018 then terminate thereafter.

PAYMENT

This contract amendment shall authorize additional costs not to exceed \$443,134.00 for propane fueling services. The total value of this contract including this amendment shall be in the amount of \$1,955,443.41. This amount shall not be exceeded without written approval from MTS.

Please sign and return the copy marked "original" to the Contracts Specialist at MTS. All other terms and conditions shall remain the same and in effect. Retain the other copy for your records.

Sincerely,

Agreed:

Paul C. Jablonski
Chief Executive Officer

Denise Whisman, Director of Operations
Ferrelgas LP

APR2018.B0656.2-16.FERRELGAS.doc

Date: _____

Cc: J. Washburn, V. Lerinski, C. Aquino, A. Monreal, Procurement File



1255 Imperial Avenue, Suite 1000
San Diego, CA 92101-7490
(619) 231-1466 • FAX (619) 234-3407

Agenda Item No. 12

MEETING OF THE SAN DIEGO METROPOLITAN TRANSIT SYSTEM BOARD OF DIRECTORS

April 12, 2018

SUBJECT:

PHASE III PROPANE FUELING SERVICES AT COPLEY PARK DIVISION (CPD) –
CONTRACT AWARD

RECOMMENDATION:

That the San Diego Metropolitan Transit System (MTS) Board of Directors authorize the Chief Executive Officer (CEO) to:

- 1) Execute MTS Doc. No. B0673.0-18 (in substantially the same format as Attachment A) with Ferrellgas, LP (Ferrellgas) for the provision of propane fueling services for a 5-year base period with two 1-year options, exercisable at MTS's sole discretion; and
- 2) Exercise each option year at CEO's discretion.

Budget Impact

The total cost of this agreement shall not exceed \$27,358,391.11. The amount for the base years is \$17,440,684.83 (from May 1, 2018 to April 30, 2023) and the optional years is \$9,917,706.28 (from May 1, 2023 to April 30, 2025), exercisable at MTS's sole discretion. Funding for the current year is included in the fiscal year (FY) 2018 Minibus and Paratransit Operation budget accounts 835012 and 850012. Funding for future years will be included in the Minibus and Paratransit Bus operating budget for each respective FY.

DISCUSSION:

MTS operates a fleet of minibus and paratransit buses for its complementary ADA and paratransit operations. To augment the existing fleet, MTS recently purchased thirty-one (31) minibuses and forty-six (46) paratransit vehicles. An additional 20 propane vehicles have been recently received and an additional 6 will be received during FY 2018. By end of FY 2018, MTS will have 26 more propane vehicles in the fleet for a total of 103.



As they are accepted, these units will be placed in service. These propane vehicles are compliant with California low emissions requirements. Over the next four (4) years the minibus and paratransit fleet will be converted 100% to propane, for a total of approximately 209 vehicles.

On January 12, 2018, staff issued an Invitation for Bid (IFB) for the provision of propane fueling services for up to a seven (7) year period (5-year base with two 1-year options). A total of two (2) bids were received by the due date of March 7, 2018, but one of the bidders subsequently withdrew its bid submittal due to a crucial pricing error.

Ferrellgas' bid amount was found to be the lowest responsive and responsible bidder. Based on a comparison MTS's ICE and past purchase history, Ferrellgas' pricing is found to be fair and reasonable. Based on a single bid, staff was able to negotiate the bid price over spot reducing the total contract value by \$65,878.23 from the original value of \$27,424,269.34 to \$27,358,391.11.

MTS shall continue to receive both off-site and wet-hose (trucked) fueling as needed. MTS will also continue to fuel vehicles from an on-site 2,000 gallon temporary propane tank at CPD. Demand will be based on operational need. Pricing will vary per gallon, depending on current LA Basin propane spot price.

As part of this agreement Ferrellgas will install (at its expense) a larger onsite propane tank. Installation of the larger tank will be at a time determined by MTS to allow for further reduction in the cost per gallon and more savings to MTS.

The below summarizes the estimated contract cost:

| Contract Term | Est. Qty (gallons) | SPOT Price | Bid Price over SPOT | Tax | Total Price (per Gallon) | TOTAL |
|-------------------------------------|--------------------|------------|---------------------|--------|--------------------------|------------------------|
| Base Year 1 | 1,046,892 | \$1.46 | \$0.25 | \$0.19 | \$1.90 | \$1,991,738.39 |
| Base Year 2 | 1,430,684 | \$1.51 | \$0.24 | \$0.19 | \$1.94 | \$2,775,527.15 |
| Base Year 3 | 1,855,743 | \$1.56 | \$0.23 | \$0.19 | \$1.98 | \$3,674,371.33 |
| Base Year 4 | 2,166,762 | \$1.61 | \$0.20 | \$0.20 | \$2.01 | \$4,355,191.82 |
| Base Year 5 | 2,254,299 | \$1.66 | \$0.20 | \$0.20 | \$2.06 | \$4,643,856.14 |
| Subtotal (Base) | | | | | | \$17,440,684.83 |
| Option Year I (Year 3) | 2,299,385 | \$1.71 | \$0.20 | \$0.20 | \$2.11 | \$4,851,702.55 |
| Option Year II (Year 4) | 2,345,372 | \$1.75 | \$0.20 | \$0.21 | \$2.16 | \$5,066,003.73 |
| Subtotal (Options) | | | | | | \$9,917,706.28 |
| GRAND TOTAL (Base + Options) | | | | | | \$27,358,391.11 |

Therefore, staff recommends that the MTS Board of Directors authorize the CEO to execute to:

- 1) Execute MTS Doc. No. B0673.0-18 (in substantially the same format as Attachment A) with Ferrellgas, LP (Ferrellgas) for the provision of propane fueling services for a 5-year base period with two 1-year options, exercisable at MTS's sole discretion; and
- 2) Exercise each option year at CEO's discretion.

/s/ Paul C. Jablonski

Paul C. Jablonski
Chief Executive Officer

Key Staff Contact: Sharon Coney, 619-557-4582, Sharon.Cooney@sdmts.com

Attachment: A. MTS Doc. No. B0673.0-18

STANDARD SERVICES AGREEMENT

B0673.0-18
CONTRACT NUMBER

DRAFT

FILE NUMBER(S)

THIS AGREEMENT is entered into this _____ day of _____ 2018, in the state of California by and between San Diego Metropolitan Transit System ("MTS"), a California public agency, and the following contractor, hereinafter referred to as "Contractor":

Name: Ferrellgas, LPAddress: 8088 Miramar Rd.Form of Business: Limited Partnership
(Corporation, partnership, sole proprietor, etc.)San Diego, CA 92126Telephone: 858-397-0488Email: denisewhisman@ferrellgas.com

Authorized person to sign contracts: Denise Whisman Director of Operations
Name Title

The attached Standard Conditions are part of this agreement. The Contractor agrees to furnish to MTS services and materials, as follows:

Provide Propane Vehicle Fueling Services as set forth in the MTS Scope of Work (attached as Exhibit A) in accordance with the Standard Services Agreement, including Standard Conditions Services (attached as Exhibit B), and Ferrellgas, LP's Bid Submittal (attached as Exhibit C).

The contract term is for up to a 7-year period (5-year base with two 1-year options). Base period shall be effective May 1, 2018, through April, 2023, and Option Years 1-2 shall be effective May 1, 2023, through April 30, 2025 (exercisable at MTS's sole discretion). Payment terms shall be net 30 days from invoice date.

The total contract cost shall not exceed \$17,440,684.83 for the base period and \$9,917,706.28 for the option years for a total of \$27,358,391.11 (as reflected below).

| Contract Term | Est. Qty (gallons) | SPOT Price | Bid Price over SPOT | Tax | Total Price (per Gallon) | TOTAL |
|-------------------------------------|--------------------|------------|---------------------|--------|--------------------------|------------------------|
| Base Year 1 | 1,046,892 | \$1.46 | \$0.25 | \$0.19 | \$1.90 | \$1,991,738.39 |
| Base Year 2 | 1,430,684 | \$1.51 | \$0.24 | \$0.19 | \$1.94 | \$2,775,527.15 |
| Base Year 3 | 1,855,743 | \$1.56 | \$0.23 | \$0.19 | \$1.98 | \$3,674,371.33 |
| Base Year 4 | 2,166,762 | \$1.61 | \$0.20 | \$0.20 | \$2.01 | \$4,355,191.82 |
| Base Year 5 | 2,254,299 | \$1.66 | \$0.20 | \$0.20 | \$2.06 | \$4,643,856.14 |
| Subtotal (Base) | | | | | | \$17,440,684.83 |
| Option Year I (Year 3) | 2,299,385 | \$1.71 | \$0.20 | \$0.20 | \$2.11 | \$4,851,702.55 |
| Option Year II (Year 4) | 2,345,372 | \$1.75 | \$0.20 | \$0.21 | \$2.16 | \$5,066,003.73 |
| Subtotal (Options) | | | | | | \$9,917,706.28 |
| GRAND TOTAL (Base + Options) | | | | | | \$27,358,391.11 |

| SAN DIEGO METROPOLITAN TRANSIT SYSTEM | | CONTRACTOR AUTHORIZATION | |
|--|---------------|--------------------------|--|
| By: _____ Chief Executive Officer | | Firm: _____ | |
| Approved as to form: | | By: _____ Signature | |
| By: _____ Office of General Counsel | | Title: _____ | |
| AMOUNT ENCUMBERED | BUDGET ITEM | FISCAL YEAR | |
| \$17,440,684.83 – Base | | | |
| \$ 9,917,706.28 – Options | | | |
| \$27,358,391.11 – Total | 856012-541500 | 18-25 | |
| By: _____ Chief Financial Officer | | Date _____ | |



1255 Imperial Avenue, Suite 1000
San Diego, CA 92101-7490
(619) 231-1466 • FAX (619) 234-3407

Agenda Item No. 13

MEETING OF THE SAN DIEGO METROPOLITAN TRANSIT SYSTEM BOARD OF DIRECTORS

April 12, 2018

SUBJECT:

SAN DIEGO METROPOLITAN TRANSIT SYSTEM (MTS) TASK ORDER CONTRACT
APPROVAL FOR RIO VISTA STATION RETAINING WALL AND STATION REPAIRS

RECOMMENDATION:

That the MTS Board of Directors authorize the Chief Executive Officer (CEO) to execute Work Order WOA1949-AE-06 for MTS Doc. No. G1949.0-17 (in substantially the same format as Attachment A) with Jacobs Engineering Group, Inc. for \$119,904.34 to perform Design-Engineering Services for the Rio Vista Station Retaining Wall and Station Repairs ("Project").

Budget Impact

The funding for Work Order WOA1949-AE-06 (\$119,904.34) is allocated under MTS Capital Improvement Project Number 20050039.

DISCUSSION:

On January 12, 2016, San Diego Association of Governments (SANDAG) and MTS issued a joint Request for Statement of Qualifications (RFSQ) for On-Call Architectural and Engineering (A&E) Design Consulting services. The RFSQ resulted in the approval of 8 firms qualified to perform A&E services. Tasks are assigned to the firms through a work order process. MTS selects the most qualified firm based on the scope of work to be performed.

The Original Mission Valley West LRT Extension was completed in 1999, including the construction of Rio Vista Station. The station is constructed on mechanically stabilized earth (MSE) and cast-in-place (CIP) retaining walls built on a slope. The MSE and CIP walls that support the station have since settled slightly in varying degrees and need reinforcement.



This Work Order is Phase I design that will provide parameters for the construction of a sheet pile wall system to prevent further outward movement of the south wall by assessing the existing subsurface conditions from along the perimeter of the south retaining walls. Additionally, the geotechnical assessment will include an assessment of the stability of the embankment adjacent to the south side retaining walls. The work limits are within the San Diego River flood plain and will require all necessary permits for working within or near waters of the U.S.

MTS staff reviewed the approved A&E firms and using a rotation process according to the established ranked order of firms, selected Jacobs Engineering to perform the requisite services. Jacobs Engineering has the architectural experience to fulfill the requirements of this project.

The total value of Work Order WOA1949-AE-06 to MTS Doc. No. G1949.0-17 is \$119,904.34 and is budgeted to Capital Improvement Project Line Item 20050039. Improvements based on the design under this Scope of Work would be constructed during the fiscal year 2020 Capital Improvement Program.

Therefore, staff recommends that the MTS Board of Directors authorize the CEO to execute Work Order WOA1949-AE-06 for MTS Doc. No. G1949.0-17 (in substantially the same format as Attachment A) with Jacobs Engineering Group, Inc. for \$119,904.34 to perform Design-Engineering Services for the Rio Vista Station Retaining Wall and Station Repairs ("Project").

/s/ Paul C. Jablonski

Paul C. Jablonski
Chief Executive Officer

Key Staff Contact: Sharon Cooney, 619.557.4513, Sharon.Cooney@sdmts.com

Attachment: A. Draft Work Order WOA1949-AE-06, MTS Doc. No. G1949.0-17

April 12, 2018

MTS Doc. No. G1949.0-17
Work Order No. WOA1949-AE-06

Jacobs Engineering Group, Inc.
Lewis P. Cornell, Vice President
725 West Town & Country Road, Suite 300
Orange CA, 92868

Dear Mr. Cornell:

Subject: MTS DOC. NO. G1949.0-17, WORK ORDER WOA1949-AE-06, GENERAL ENGINEERING
DESIGN SERVICES FOR RIO VISTA STATION RETAINING WALL & STATION REPAIRS
PROJECT

This letter shall serve as our agreement for Work Order WOA1949-AE-06 to MTS Doc. No. G1949.0-17, for professional services under the General Engineering Consultant Agreement, as further described below.

SCOPE OF SERVICES

This Work order provides for design services to MTS for Rio Vista Station Retaining Wall and Station Repairs. Work provided under this Work Order will be performed in accordance with the attached Scope of Services (Attachment A and B)

SCHEDULE

This Work Order will not change the original schedule. The Scope of Services, as described above, shall remain in effect for three (3) months from the date of the Notice to Proceed.

PAYMENT

Payment shall be based on actual costs in the amount not to exceed without prior authorization of \$119,904.34.

Please sign below, and return the document marked "Original" to the Contracts Specialist at MTS. All other terms and conditions shall remain the same and in effect. Retain the other copy for your records.

Sincerely,

Accepted:

Paul C. Jablonski
Chief Executive Officer

Lewis Cornell
Jacobs Engineering Group, Inc.

Date: _____

Attachments: Attachment A, Scope of Services
Attachment B, Negotiated Fee Proposal



1255 Imperial Avenue, Suite 1000
San Diego, CA 92101-7490
(619) 231-1466 • FAX (619) 234-3407

Agenda Item No. 14

MEETING OF THE SAN DIEGO METROPOLITAN TRANSIT SYSTEM BOARD OF DIRECTORS

April 12, 2018

SUBJECT:

LIGHT RAIL VEHICLE (LRV) UPPER LEVEL WORK PLATFORMS - CONTRACT
AWARD

RECOMMENDATION:

That the San Diego Metropolitan Transit System (MTS) Board of Directors authorize the Chief Executive Officer (CEO) to execute MTS Doc. No. PWL240.0-18 (in substantially the same format as Attachment A), with MTM Builders, Inc., for the construction of LRV Upper Level Work Platforms.

Budget Impact

The total cost of this Agreement will not exceed \$1,094,693.00 over the duration of the construction services. This includes the \$995,175.00 bid amount by MTM Builders, Inc., and an additional 10% for Construction Contingency in the amount of \$99,518.00.

Funding will be through multiple MTS Capital Improvement Project (CIP) accounts as follows:

| | | |
|-----|------------|--------------|
| CIP | 2006003302 | \$621,253.00 |
| CIP | 2006005402 | \$473,440.00 |

DISCUSSION:

The addition of LRV upper level work platforms in Building A and C is necessary to enhance a safe working environment for LRV maintainers. This project will provide additional space for LRV shop maintenance and will reduce the down time for LRV repairs.



Although there is some existing fall protection in Building C, as MTS transitions from the older SD100 LRVs to newer low-floor LRVs, additional upper level work platforms in Building C, as well as additional fall protection in Building A, have become increasingly necessary. The majority of the fleet is now S70 and S70US low-floor vehicles with braking and propulsion equipment mounted on the roof. Furthermore, the delivery of additional LRVs for the Mid-Coast extension will increase the low-floor fleet size by approximately 60% requiring additional maintenance areas.

On October 9, 2017, MTS issued an Invitation for Bids (IFB). Three (3) bids were received on January 9, 2018. After a review for responsiveness and responsibility, staff determined that MTM Builders, Inc. presented MTS with the lowest responsive and responsible bid in an amount as identified in Table No. 1 below.

| LRV Upper Level Work Platforms | |
|-----------------------------------|---------------------|
| COMPANY NAME | BID AMOUNT |
| <i>MTM Builders, Inc.</i> | \$995,175.00 |
| <i>Jennette Company, Inc.</i> | \$1,025,851.00 |
| <i>AJ Roberts Industrial Inc.</i> | \$2,132,441.44 |

Therefore, staff recommends that the MTS Board of Directors authorize the CEO to execute MTS Document No. PWL240.0-18 with MTM Builders, Inc., for the LRV Upper Level Work Platforms project.

/s/ Paul C. Jablonski
Paul C. Jablonski
Chief Executive Officer

Key Staff Contact: Sharon Cooney, 619.557.4513, Sharon.Cooney@sdmts.com

Attachment: A. Draft MTS Doc. No. PWL240.0-18 MTM Builders, Inc.

| |
|---|
| SECTION 4.0 SAMPLE OF STANDARD CONSTRUCTION AGREEMENT AND GENERAL CONDITIONS |
|---|

| |
|--------------------------------|
| PWL240.0-18 CONTRACT NUMBER |
|--------------------------------|

| |
|-------------------|
| FILE/PO NUMBER(S) |
|-------------------|

**STANDARD CONSTRUCTION AGREEMENT
FOR
LIGHT RAIL VEHICLE (LRV) UPPER LEVEL WORK PLATFORMS**

THIS AGREEMENT is entered into this _____ day of _____ 2018, in the State of California by and between San Diego Metropolitan Transit System ("MTS"), a California public agency, and the following, hereinafter referred to as "Contractor":

Name: MTM Builders, Inc. Address: 1480 Frontage Street

Form of Business: Corporation San Diego, CA 91911
(Corporation, Partnership, Sole Proprietor, etc.)

Telephone: 619-226-6834 Email: emterrazas@mtmbuildersinc.com

| | | |
|--------------------------------------|------------------------------|------------------|
| Authorized person to sign contracts: | <u>Elias Miguel Terrazas</u> | <u>President</u> |
| | Name | Title |

The specified Contract Documents are part of this Agreement. The Contractor agrees to furnish to MTS services and materials, as follows:

Contractor shall furnish all necessary management, supervision, labor, materials, tools, supplies, equipment, plant, services, engineering, testing and/or any other act or thing required to diligently and fully perform and complete the Project as specified in the Scope of Work (Exhibit A), Bid Proposal (Exhibit B), and in accordance with the Standard Construction Agreement and Special Conditions (Exhibit C).

SCOPE OF WORK:

Contractor, for and in consideration of the payment to be made to Contractor as hereinafter provided, shall furnish all plant, labor, technical and professional services, supervision, materials and equipment, other than such materials and equipment as may be specified to be furnished by MTS, and perform all operations necessary to complete the Work in strict conformance with the Contract Documents (defined below) for the following public work of improvement:

LIGHT RAIL VEHICLE (LRV) UPPER LEVEL WORK PLATFORMS

Contractor is an independent contractor and not an agent of MTS. The Contractor and its surety shall be liable to MTS for any damages arising as a result of the Contractor's failure to comply with this obligation.

CONTRACT TIME:

Time is of the essence in the performance of the Work. The Work shall be commenced by the date stated in MTS's Notice to Proceed. The Contractor shall complete all Work required by the Contract Documents within **one hundred twenty five (125) days** from the commencement date stated in the Notice to Proceed. By its signature hereunder, Contractor agrees the Contract Time is adequate and reasonable to complete the Work.

CONTRACT PRICE:

MTS shall pay to the Contractor as full compensation for the performance of the Contract, subject to any additions or deductions as provided in the Contract Documents, and including all applicable taxes and costs, the sum of Nine Hundred Ninety Five Thousand, One Hundred Seventy-Five Dollars (\$995,175.00). Payment shall be made as set forth in the General Conditions.

LIQUIDATED DAMAGES:

It is agreed that the Contractor will pay MTS the sum of **\$1,000** for each and every calendar day of delay beyond the time prescribed in the Contract Documents for finishing the Work, as Liquidated Damages and not as a penalty or forfeiture. In the event this is not paid, the Contractor agrees MTS may deduct that amount from any money due or that may become due the Contractor under the Contract. This Section does not exclude recovery of other damages specified in the Contract Documents.

COMPONENT PARTS OF THE CONTRACT. The "Contract Documents" include the following:

- Invitation for Bids (IFB)
- Information and Instructions for Bidders
- Contractor's Bid Forms
- Bid Bond
- Designation of Subcontractors
- Designation of Other Third Party Contractors
- Information Required of Bidders
- Non-Collusion Declaration Form
- Iran Contracting Act Certification
- Public Works Contractor Registration Certification
- Performance Bond
- Payment (Labor and Materials) Bond
- General Conditions
- Special Provisions (or Special Conditions)
- Technical Specifications prepared by RailPros., dated July 2016
- Standard Specifications (Excluding sections 1-9 in their entirety)
- Addenda
- Plans prepared by RailPros, dated July 2016
- Change Orders as executed by MTS

The Contractor shall complete the Work in strict accordance with all of the Contract Documents.

This Contract shall supersede any prior agreement of the parties.

PROVISIONS REQUIRED BY LAW.

Each and every provision of law required to be included in these Contract Documents shall be deemed to be included in these Contract Documents. The Contractor shall comply with all requirements of the California Labor Code applicable to this Project.

INDEMNIFICATION.

Contractor shall provide indemnification as set forth in the General Conditions.

PREVAILING WAGES.

Contractor shall be required to pay the prevailing rate of wages in accordance with the Labor Code which such rates shall be made available at MTS's Administrative Office or may be obtained online at <http://www.dir.ca.gov> and which must be posted at the job site.

| SAN DIEGO METROPOLITAN TRANSIT SYSTEM | CONTRACTOR AUTHORIZATION |
|--|--------------------------|
| By: _____ Chief Executive Officer | Firm: _____ |
| Approved as to form: | By: _____ Signature |
| By: _____ Office of General Counsel | Title: _____ |

| AMOUNT ENCUMBERED | BUDGET ITEM | FISCAL YEAR |
|-------------------|--------------------------|-------------|
| \$995,175.00 | CIP2006005402/2006003302 | FY18 |

| | |
|---|----------------------------|
| By: _____ Chief Financial Officer | Date _____ |
| (___ total pages, each bearing contract number) | SA-CONSTRUCTION (REV 3-17) |



1255 Imperial Avenue, Suite 1000
San Diego, CA 92101-7490
(619) 231-1466 • FAX (619) 234-3407

Agenda Item No. 15

MEETING OF THE SAN DIEGO METROPOLITAN TRANSIT SYSTEM BOARD OF DIRECTORS

April 12, 2018

SUBJECT:

STATIC INFO KIOSK REPLACEMENT PROJECT - CONTRACT AWARD

RECOMMENDATION:

That the San Diego Metropolitan Transit System (MTS) Board of Directors authorize the Chief Executive Officer (CEO) to execute PWL245.0-18 (in substantially the same format as Attachment A) with Clear Signs for the Static Info Kiosk Replacement Project.

Budget Impact

The value of this agreement will not exceed \$250,960.80. Funding will be from the MTS Capital Improvement Project(s) 3008101501 – Downtown Kiosk

DISCUSSION:

The MTS Static Info Kiosk Replacement project generally consists of the removal and replacement of twenty-five (25) static info kiosks. These information kiosks are located throughout downtown, the Airport, Fashion Valley, and the College area. The existing kiosks have exceeded their useful life in service and require replacement. The new kiosks will be fabricated from stainless steel to aid in their longevity and will provide custom panel access that will aid in the changing of information during service changes.

On January 9, 2018 staff issued an Invitation for Bids (IFB). A single responsive bid was received by the due date of February 20, 2018.

| KIOSK REPLACEMENT PROJECT | |
|---|---------------------|
| COMPANY NAME | BID AMOUNT |
| <i>Clear Sign & Design, Inc.</i> | \$250,960.80 |
| <i>Independent Cost Estimate (ICE)</i> | \$238,203.18 |



A single bid analysis was conducted and it was determined that there were no conditions or specifications that restricted competition. Therefore, based on the bid received, and in comparison with the Engineers Independent Cost Estimate (ICE), Clear Sign & Design, Inc.'s price of \$250,960.80 was determined to be fair and reasonable.

Therefore, staff recommends that the MTS Board of Directors authorize the CEO to execute PWL245.0-18 (in substantially the same format as Attachment A) with Clear Signs for the Static Info Kiosk Replacement Project

/s/ Paul C. Jablonski

Paul C. Jablonski
Chief Executive Officer

Key Staff Contact: Sharon Cooney, 619.557.4513, Sharon.Cooney@sdmts.com

Attachment: A. Draft Agreement PWL245.0-18
B. Scope of Work

SECTION 4.0 SAMPLE OF STANDARD CONSTRUCTION AGREEMENT AND GENERAL CONDITIONS

**STANDARD CONSTRUCTION AGREEMENT
FOR
KIOSK REPLACEMENT PROJECT**

PWL245.0-18

CONTRACT NUMBER

THIS AGREEMENT is entered into this _____ day of _____ 2018, in the State of California by and between San Diego Metropolitan Transit System ("MTS"), a California public agency, and the following, hereinafter referred to as "Contractor":

Name: Clear Sign & Design, Inc. _____ Address: 170 Navajo St. _____

Form of Business: _____ San Marcos, CA 92078 _____
(Corporation, Partnership, Sole Proprietor, etc.)

Telephone: 760-736-8111 _____ Email Address: sjw@clearsigns.com _____

Authorized person to sign contracts: Stephen Weddell _____ President
Name Title

The specified Contract Documents are part of this Agreement. The Contractor agrees to furnish to MTS services and materials, as follows:

Contractor shall furnish all necessary management, supervision, labor, materials, tools, supplies, equipment, plant, services, engineering, testing and/or any other act or thing required to diligently and fully perform and complete the Project as specified in the Scope of Work (Exhibit A), Bid Proposal (Exhibit B), and in accordance with the Standard Construction Agreement and Special Conditions (Exhibit C).

SCOPE OF WORK. Contractor, for and in consideration of the payment to be made to Contractor as hereinafter provided, shall furnish all plant, labor, technical and professional services, supervision, materials and equipment, other than such materials and equipment as may be specified to be furnished by MTS, and perform all operations necessary to complete the Work in strict conformance with the Contract Documents (defined below) for the following public work of improvement:

KIOSK REPLACEMENT PROJECT

Contractor is an independent contractor and not an agent of MTS. The Contractor and its surety shall be liable to MTS for any damages arising as a result of the Contractor's failure to comply with this obligation.

CONTRACT TIME. Time is of the essence in the performance of the Work. The Work shall be commenced by the date stated in MTS's Notice to Proceed. The Contractor shall complete all Work required by the Contract Documents within **150** days from the commencement date stated in the Notice to Proceed. By its signature hereunder, Contractor agrees the Contract Time is adequate and reasonable to complete the Work.

CONTRACT PRICE. MTS shall pay to the Contractor as full compensation for the performance of the Contract, subject to any additions or deductions as provided in the Contract Documents, and including all applicable taxes and costs, the sum of _____ Dollars (\$ _____). Payment shall be made as set forth in the General Conditions.

LIQUIDATED DAMAGES. It is agreed that the Contractor will pay MTS the sum of **N/A** for each and every calendar day of delay beyond the time prescribed in the Contract Documents for finishing the Work, as Liquidated Damages and not as a penalty or forfeiture. In the event this is not paid, the Contractor agrees MTS may deduct that amount from any money due or that may become due the Contractor under the Contract. This Section does not exclude recovery of other damages specified in the Contract Documents.

COMPONENT PARTS OF THE CONTRACT. The "Contract Documents" include the following:

- Invitation for Bids (IFB)
- Information and Instructions for Bidders
- Contractor's Bid Forms
- Bid Bond
- Designation of Subcontractors
- Designation of Other Third Party Contractors
- Information Required of Bidders
- Non-Collusion Declaration Form
- Iran Contracting Act Certification
- Public Works Contractor Registration Certification
- Performance Bond
- Payment (Labor and Materials) Bond
- General Conditions
- Special Provisions (or Special Conditions)
- Technical Specifications prepared by _____, dated _
- Standard Specifications (Excluding sections 1-9 in their entirety)
- Addenda
- Plans prepared by Michael McEachern, dated 11/28/2017
- Change Orders as executed by MTS

The Contractor shall complete the Work in strict accordance with all of the Contract Documents.

This Contract shall supersede any prior agreement of the parties.

PROVISIONS REQUIRED BY LAW. Each and every provision of law required to be included in these Contract Documents shall be deemed to be included in these Contract Documents. The Contractor shall comply with all requirements of the California Labor Code applicable to this Project.

INDEMNIFICATION. Contractor shall provide indemnification as set forth in the General Conditions.

PREVAILING WAGES. Contractor shall be required to pay the prevailing rate of wages in accordance with the Labor Code which such rates shall be made available at MTS's Administrative Office or may be obtained online at <http://www.dir.ca.gov> and which must be posted at the job site

| SAN DIEGO METROPOLITAN TRANSIT SYSTEM | CONTRACTOR AUTHORIZATION |
|--|--------------------------|
| By: _____ Chief Executive Officer | Firm: _____ |
| Approved as to form: | By: _____ Signature |
| By: _____ Office of General Counsel | Title: _____ |

| AMOUNT ENCUMBERED | BUDGET ITEM | FISCAL YEAR |
|-------------------|-------------|-------------|
| \$250,960.80 | 3008101501 | FY18 |

By: _____
Chief Financial Officer
(___ total pages, each bearing contract number)

Date _____

SA-CONSTRUCTION (REV X-17)

SECTION 7- SCOPE OF WORK/MINIMUM TECHNICAL SPECIFICATIONS**PROJECT SUMMARY DESCRIPTION****SECTION 7-1 GENERAL**

The MTS Static Info Kiosk Replacement project generally consists of the removal and replacement of twenty-five static kiosks. The existing kiosks shall be removed and properly disposed of with new kiosks and signage installed in their place. The new kiosks and signage shall be fabricated and installed as part of this project. A submittal for the new kiosk and signage shall be provided to MTS for approval prior to proceeding with any removal and replacements. All of the existing kiosks are anchored and need to be completely removed and properly disposed of.

SECTION 7-2 STAGING

Contractor is to keep and store all materials within their own facilities or vehicles. At no time should any materials, supplies or equipment be stored on MTS property.

SECTION 7-3 WASTE

The contractor is responsible for legally disposing of any and all waste in relation to the work. The contractor shall not use any MTS receptacles to dispose of material generated during the performance of this contract. Contractor is responsible for general cleanup at the end of each work day.

SECTION 7-4 SUBMITTALS

Submittal/shop drawing showing all product data information, material information, dimensions, anchoring, color samples and supporting documents are to be submitted and approved by MTS prior to fabrication. Prior to commencing fabrication and install at all locations, one kiosk shall be installed at a location selected by MTS. The kiosk shall be reviewed and approved in its installed position to verify conformance with the submittal and scope of work prior to installation of the remaining kiosks. The attached sketch shows the general dimensions and intended design for the static info kiosk. Please note the sketch inaccurately shows the insert recessed into the framing, which isn't desired.

SECTION 7-5 SPARES

Contractor shall provide an additional 50 acrylic door inserts to MTS as well as 10 additional kiosk units for future use.

SECTION 7-6 KIOSK FABRICATION

Contractor is to provide two options for kiosks:

The first option is an all-aluminum frame with stainless steel hinges and door.

All framing members are to be powder coated black.

The static information kiosk shall include two separate visible areas for displaying two separate inserts separated by kiosk framing. The top insert is to be provided as part of this work and the bottom insert will be provided by MTS (these are removable signs that are used to dictate information to riders). Contractor is to utilize drawing D-45.2 and existing kiosks as reference,

contractor to determine overall dimensions and provide prefabrication submittal for approval by MTS. New kiosk is to be at or around 100" inches total height. Top insert is to have a porcelain enameled red panel with a white MTS logo. The top insert is to be installed in a permanent fashion, but still have the ability to be removed if needed by MTS. The top insert needs to read on both sides. The bottom insert will be provided by MTS and the typical dimensions of the bottom inserts are 22.5" x 46.5" and will read both sides. Each insert will be approximately 10 mils. The framing needs to be approximately .25" beyond the perimeter of the inserts. Contractor to provide a divider between the front and back inserts that has means to fasten the inserts to and keep them in place when the door is open (current unit has a metal divider for which inserts use as a backing). The kiosk shall include a hinged door with an integral minimum 3/16" acrylic cover on the front and back of the kiosk. MTS shall have the ability to remove and replace the acrylic in the doors as needed, contractor to develop frame solution to hold acrylic in place. The acrylic doors shall have tamper proof hinges and shall be secured in the closed position by tamper proof screws (Torx T25/T27 or approved equal). Both hinges shall be on the same side of the kiosks (ie left of front and right of back or vice versa). Contractor to install aircraft cable or approved equal to keep door from exceeding 105 degrees when open. The tamper proof screws are to be installed on the front face of the door so they can easily be removed by MTS staff. A minimum of two screws per door or four total front-and-back shall be included at each kiosk. Kiosks should be constructed of a minimum of 6063-T6 grade aluminum extrusion with a minimum thickness of 3/16" or approved equal. Contractor is to utilize at minimum 1.5" x 2.75" rectangle tubing for construction of frame.

(ADD ALTERNATE) The second option is an add alternate in the bid which is an all stainless steel configuration. Option is to include all materials, labor, and installation costs associated with a stainless steel kiosk.

SECTION 7-7 KIOSK INSTALLATION

The new kiosks are to be placed in the same location. Any holes left by the removed kiosk anchors need to be properly infilled with a suitable epoxy, grout, or cementitious product that matches the adjacent concrete or surface finish. As an acceptable alternate, contractor is permitted to extend base plate in length in line with street in order to cover previous anchor bolts. Any debris related to this work is to be quickly cleaned up and removed from the area including any dust created by newly installed anchors. Promptly after the removal of the kiosk the new kiosk shall be installed with minimum time in-between removal and replacement. The new kiosks are to be appropriately anchored in the existing concrete. Not all kiosks are on level surfaces so measures will have to be taken to ensure kiosks are installed level. Contractor is to utilize stainless steel anchor bolts for installation. Contractor is to trim anchor bolts flush with baseplate upon installation. Contractor is to minimize impact to roadway and bus operations during removal and installation of new kiosks. Contractor is to reuse existing information insert and place into new kiosk when remove and installing new kiosks.

SECTION 7-8 KIOSK INSTALLATION LOCATIONS

| Count | Stop Number | Jurisdiction | On Street | Cross Street |
|-------|-------------|--------------|---------------------------|--------------|
| 1 | 60499 | PT LOMA/OB | Airport Terminal 1 | |
| 2 | 99471 | PT LOMA/OB | Airport Terminal 2 | |
| 3 | 60500 | PT LOMA/OB | Airport Terminal 2 (West) | |
| 4 | 10090 | DOWNTOWN | Broadway | Front |
| 5 | 10086 | DOWNTOWN | Broadway | State |

| | | | | |
|----|---------|----------------|-------------------------------|----------|
| 6 | 10836 | DOWNTOWN | Broadway | Columbia |
| 7 | 10833 | DOWNTOWN | Broadway | Kettner |
| 8 | 10454 | DOWNTOWN | Broadway | Kettner |
| 9 | 10840 | DOWNTOWN | Broadway | First |
| 10 | 10094 | DOWNTOWN | Broadway | Third |
| 11 | 12426 | DOWNTOWN | 5th | Broadway |
| 12 | 13312 | DOWNTOWN | Broadway | 5th |
| 13 | 10099 | DOWNTOWN | Broadway | 6th |
| 14 | 13315 | DOWNTOWN | Broadway | 9th |
| 15 | 13311 | DOWNTOWN | Broadway | 8th |
| 16 | 99005 | DOWNTOWN | Tenth | Park |
| 17 | 11298 | MID CITY | University Ave | 30th |
| 18 | 10161 | MID CITY | University Ave | 30th |
| 19 | N/A | MISSION VALLEY | Fashion Valley Transit Center | |
| 20 | N/A | MISSION VALLEY | Fashion Valley Transit Center | |
| 21 | N/A | MISSION VALLEY | Fashion Valley Transit Center | |
| 22 | N/A | MISSION VALLEY | Fashion Valley Transit Center | |
| 23 | 99017 | COLLEGE | SDSU TC & College Ave. | |
| 24 | 12080 | N CENTRAL | Complex / Clairmont Mesa | |
| 25 | 99375-7 | N CENTRAL | Clairmont Mesa / Complex | |

SECTION 8.0- EXHIBITS/DRAWINGS



Figure 1 Kiosk to be Replaced at Fashion Valley




Figure 2 Kiosks to be Replaced at Airport

| SIGN DESCRIPTION |
|---|
| KIOSK SIZE (2 PANEL STACKED): 27.5" X 87" |
| INDIVIDUAL REMOVABLE PANEL INSERT BOTTOM: 22.75 X 46.5 |
| FRAME COLOR: BLACK POWDER COATED STEEL OR ALUMINUM |
| TOP PANEL: PMS 485 RED PORCELAIN ENAMELED WITH WHITE MTS LOGO |
| STANDARD INSERT, PROVIDED BY MTS. INSERT IS PROTECTED BY .125" CLEAR PLEXIGLASS |
| ILLUMINATION : NONE |
| NOTES: KIOSK IS TWO-SIDED KIOSK TO BE MOUNTED IN CONCRETE FOOTINGS AS NEEDED, SEE DETAIL IN SPECIFICATIONS. KIOSK WILL BE INSTALLED NEAR FARE MACHINES SIGN CONTRACTOR TO VIEW EXISTING SAMPLES OF SIMILAR KIOSK- VERIFY SIMILAR APPLICATIONS FOR FINAL CONSTRUCTION DRAWINGS SIGN CONTRACTOR TO FIELD VERIFY MOUNTING CONDITIONS REFER TO SPECIFICATIONS FOR ADDITIONAL NOTES ALL SIGNS MUST HAVE A 10 YEAR WARRANTY AGAINST DEFECTS |

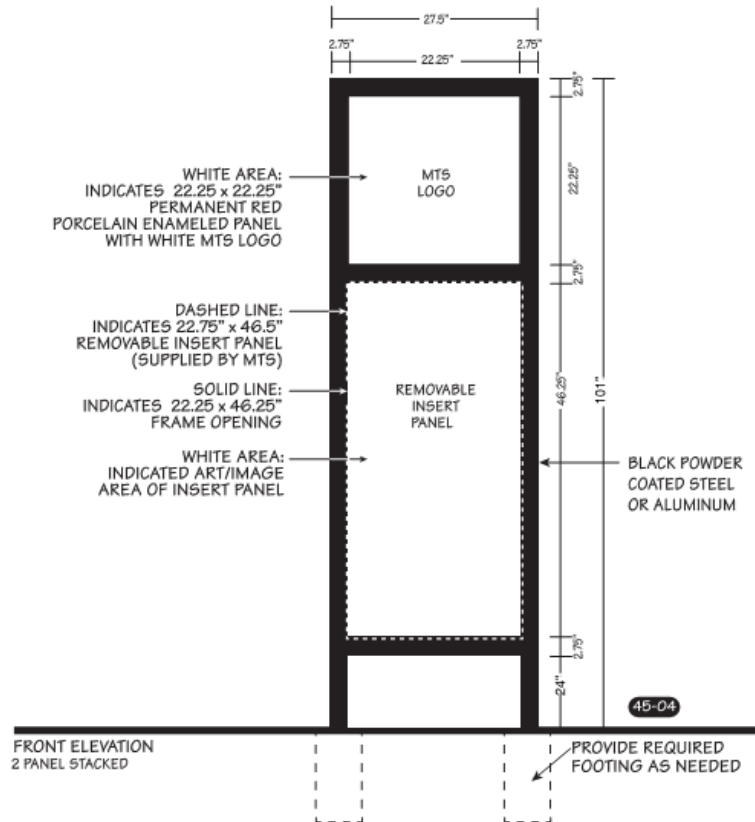


Figure 3 Dimensioned Kiosk Drawing



1255 Imperial Avenue, Suite 1000
San Diego, CA 92101-7490
(619) 231-1466 • FAX (619) 234-3407

Agenda Item No. 16

MEETING OF THE SAN DIEGO METROPOLITAN TRANSIT SYSTEM BOARD OF DIRECTORS

April 12, 2018

SUBJECT:

INVESTMENT REPORT – FEBRUARY 2018

INFORMATIONAL ONLY

Budget Impact

None.

DISCUSSION:

Attachment A comprises a report of the San Diego Metropolitan Transit System (MTS) investments as of February 28, 2018. The combined total of all investments has increased month to month from \$93.8 million to \$119.6 million. This \$25.8 million increase is attributable to \$24.3 million in Federal Transit Administration (FTA) revenue and \$5.3 million in State Transit Assistance (STA) revenue receipts, partially offset by \$1.7 million in capital expenditures, as well as normal timing differences in other payments and receipts.

The first column provides details about investments restricted for capital improvement projects.

The second column, unrestricted investments, reports the working capital for MTS operations allowing payments for employee payroll and vendors' goods and services.

/s/ Paul C. Jablonski

Paul C. Jablonski
Chief Executive Officer

Key Staff Contact: Sharon Cooney, 619.557.4513, Sharon.Cooney@sdmts.com

Attachment: A. Investment Report for February 2018



**San Diego Metropolitan Transit System
Investment Report
February 28, 2018**

| | Restricted | Unrestricted | Total | Average rate of return |
|---|----------------------|-----------------------|-----------------------|-----------------------------------|
| Cash and Cash Equivalents | | | | |
| JP Morgan Chase - concentration account | - | 36,190,103 | 36,190,103 | 0.00% |
| Total Cash and Cash Equivalents | - | 36,190,103 | 36,190,103 | |
| Cash - Restricted for Capital Support | | | | |
| US Bank - retention trust account | 2,303,606 | - | 2,303,606 | N/A* |
| California Bank & Trust - retention trust account | 149,964 | | 149,964 | N/A* |
| San Diego County Investment Pool | | | | |
| Proposition 1B TSGP grant funds | 7,127,147 | 186,555 | 7,313,702 | |
| Total Cash - Restricted for Capital Support | 9,580,717 | 186,555 | 9,767,272 | |
| Investments - Working Capital | | | | |
| Local Agency Investment Fund (LAIF) | 6,056,582 | 67,593,027 | 73,649,609 | 1.412% |
| Total Investments - Working Capital | 6,056,582 | 67,593,027 | 73,649,609 | |
| Total cash and investments | \$ 15,637,299 | \$ 103,969,685 | \$ 119,606,984 | |

N/A* - Per trust agreements, interest earned on retention account is allocated to trust beneficiary (contractor)



1255 Imperial Avenue, Suite 1000
San Diego, CA 92101-7490
(619) 231-1466 • FAX (619) 234-3407

Agenda Item No. 17

MEETING OF THE SAN DIEGO METROPOLITAN TRANSIT SYSTEM BOARD OF DIRECTORS

April 12, 2018

SUBJECT:

PEST CONTROL SERVICES - CONTRACT AWARD

RECOMMENDATION:

That the San Diego Metropolitan Transit System (MTS) Board of Directors authorize the Chief Executive Officer (CEO) to execute a contract for up to a three-year period in response to MTS Doc. No. L1423.0-18 (in substantially the same format as Attachment A), to Corky's Pest Control, Inc. for Pest Control Services in an amount not to exceed \$100,212.

Budget Impact

The contract period of performance would be for a three-year base period beginning on May 1, 2018, and ending on April 30, 2021. This project is federally funded under SDTI (380016-571210) operating budget for a total of \$100,212 (FY 18 through FY 21).

DISCUSSION:

On November 20, 2017, MTS issued a Request for Proposal (RFP) for Pest Control Services to interested parties. This solicitation was divided into two groups to accommodate two scopes of work - Group "A" (SDTI Buildings, Trolley Stations, Grounds/Yards) and Group "B" (SDTI LRV).

The pests to be eradicated include, but are not limited to common ants, all varieties of spiders, roaches, rats, and mice. Areas that must be treated include buildings and grounds, bus fleet, LRV fleet, and trolley stations. Effective pest control services are necessary to provide a clean, safe, and sanitary environment as well as to eliminate health risk factors to MTS patrons and employees.



A total of seven (7) proposals were received on January 5, 2018 – five responsive proposals and two nonresponsive proposals.

Bid Summary:

| PROPOSER NAME | COST PROPOSAL (GRAND TOTAL) |
|--|--------------------------------|
| Corky's Pest Control, Inc. | \$ 100,212.00 |
| Innovative Pest Solutions | \$ 101,340.00 |
| Annex Pest Control | \$ 172,200.00 |
| Pestmaster Services | \$ 195,161.28 |
| Cartwright Termite & Pest Control | \$ 791,958.00 |

An evaluation committee was convened and scored the proposals on the following:

| | |
|--|------|
| Proposer's Qualifications, Related Experience and References | 20% |
| Staffing, Organization, and Management Plan | 25% |
| Work Plan | 25% |
| Cost | 30% |
| Total | 100% |

Based on this initial scoring, the evaluation committee interviewed the top three (3) proposers. Upon conclusion of the interviews, the evaluation committee requested a Best and Final Offer (BAFO).

The evaluation committee's analysis of the technical proposals, their interviews with the proposers, and evaluation of the BAFOs, resulted in the decision that Corky's Pest Control, Inc.'s offer is reasonably priced and offers terms advantageous to MTS.

Therefore, pursuant to MTS policy, staff recommends that the MTS Board of Directors authorize the CEO to execute a contract for up to a three-year period in response to MTS Doc. No. L1423.0-18 (in substantially the same format as Attachment A), to Corky's Pest Control, Inc. for Pest Control Services in an amount not to exceed \$100,212.

/s/ Paul C. Jablonski
Paul C. Jablonski
Chief Executive Officer

Key Staff Contact: Sharon Cooney, 619.557.4513, Sharon.Cooney@sdmts.com

Attachment: A. Draft MTS Doc. No. L1423.0-18

STANDARD SERVICES AGREEMENT

L1423.0-18
CONTRACT NUMBER

DRAFT

THIS AGREEMENT is entered into this _____ day of _____ 2018, in the state of California by and between San Diego Metropolitan Transit System ("MTS"), a California public agency, and the following contractor, hereinafter referred to as "Contractor":

Name: Corky's Pest Control, Inc. Address: 909 Rancheros Dr.

Form of Business: Corporation San Marcos, CA 92069
(Corporation, partnership, sole proprietor, etc.)

Telephone: 760-291-9171

Authorized person to sign contracts: David Luong Commercial Operations Manager
Name Title

The attached Standard Conditions are part of this agreement. The Contractor agrees to furnish to MTS services and materials, as follows:

Provide pest control services for SDTI Buildings and SDTI LRV Fleet as stipulated in MTS's Request for Proposal (RFP) for Pest Control Services RFP, MTS Doc. No. L1423.0-18; including MTS's Responses to Written Questions and Clarifications/RFAs, Addendum No. 1 and 2; and in accordance with the Standard Services Agreement, including the Standard Conditions Services, Federal Requirements and Corky's Pest Control's Proposal dated 1/5/18. If there are inconsistencies between the Contract Documents, the following order of precedence will govern the interpretation of this contract:

1. MTS's Pest Control Services RFP, MTS's Responses to Written Questions/Clarifications, Addendum No. 1 and 2, and Corky's Pest Control Inc.'s Proposal dated 1/5/18.
2. Standard Services Agreement, including the Standard Conditions Services, and Federal Requirements.

The total cost of this contract shall not exceed \$100,212. Payment terms shall be net 30 days from invoice date. This contract shall be for up to a three (3) year period effective May 1, 2018 through April 30, 2021.

| SAN DIEGO METROPOLITAN TRANSIT SYSTEM | CONTRACTOR AUTHORIZATION |
|--|--------------------------|
| By: _____ Chief Executive Officer | Firm: _____ |
| Approved as to form: | By: _____ |
| By: _____ Office of General Counsel | Signature |
| | Title: _____ |

| AMOUNT ENCUMBERED | BUDGET ITEM | FISCAL YEAR |
|--------------------------|---------------|--------------|
| \$67,212 | 571210/350016 | |
| \$33,000 | 571210/380016 | |
| \$100,212 - Total | | 18-21 |

By: _____ Date
Chief Financial Officer



1255 Imperial Avenue, Suite 1000
San Diego, CA 92101-7490
(619) 231-1466 • FAX (619) 234-3407

Agenda Item No. 18

MEETING OF THE SAN DIEGO METROPOLITAN TRANSIT SYSTEM BOARD OF DIRECTORS

April 15, 2018

SUBJECT:

CLOSED-CIRCUIT TELEVISION (CCTV) ON-CALL SERVICES - CONTRACT
AMENDMENT

RECOMMENDATION:

That the San Diego Metropolitan Transit System (MTS) Board of Directors authorize the Chief Executive Officer (CEO) to execute MTS Doc. No. PWG166.1-15 with Electro Specialty Systems (ESS) for \$677,458.48 (Attachment A).

Budget Impact

With this amendment, the new value of this agreement will not exceed \$4,410,777.52. The project is funded by Security Prop 1B funds using Capital Improvement Project (CIP) 10071031 (System-wide CCTV), and TransNet funds using SANDAG CIP 1201509.

DISCUSSION:

Over the years MTS has enhanced the video surveillance system throughout MTS facilities, Bus Rapid Transit (BRT) stations, and Trolley stations by installing and upgrading the existing analog CCTV cameras to all digital Internet Protocol cameras that feature higher resolutions, better defined images, and real-time remote monitoring capabilities from the Operations Control Center.

To date there are over 1,000 cameras in the MTS operating area and future expansions of BRT stations and the addition of Trolley stations for the Mid Coast Trolley line will add more cameras to the existing CCTV system.

On September 17, 2015, the MTS Board of Directors approved MTS Doc. No. PWG166.0-15 with ESS, competitively solicited through a Request for Proposals, for



three base years (October 2015 to September 2018), and three option years (October 2018 to September 2021), exercisable at MTS's sole discretion.

The approved costs were as follows:

| | |
|------------------------------|-----------------------|
| Base years (Years 1, 2, 3) | \$1,942,475.04 |
| Option years (Years 4, 5, 6) | <u>\$1,790,844.00</u> |
| Total | \$3,733,319.04 |

Since then, MTS has seen increased costs due to additional CCTV needs for projects such as the new MTS East County Bus Maintenance Facility, MTS Transit Store, SANDAG's rehabilitation of the San Ysidro Freight Yard, SANDAG's new Downtown and Mid-City BRT stations, SANDAG's new South Bay BRT stations, and SANDAG's UTC Bus Terminal.

ESS has also been performing regular preventive maintenance and repair of the existing CCTV system and/or upgrading the existing CCTV cameras.

In addition, future services are required to replace the aging and failing CCTV camera system and hardware at various MTS trolley stations, facilities and properties.

Based on this increased usage, staff recommends adding funds to the existing agreement to cover the shortfall in the base years, and to continue work on the current and upcoming projects through the end of the contract on September 30, 2021.

The table below summarizes the increases:

| Base Year | Authorized Spend | Actual Spend | Shortfall |
|---|------------------|----------------|---------------------|
| Base Year 1 (10/15 - 9/16) | \$761,491.04 | \$666,592.70 | \$(94,898.34) |
| Base Year 2 (10/16 - 9/17) | \$589,460.00 | \$864,946.35 | \$275,486.35 |
| *Base Year 3 (10/17 - 9/18) | \$591,524.00 | \$673,849.71 | \$82,325.71 |
| <i>*Mid-year data. Actual spend (\$301,938.03) from Oct 2017 to mid-March 2018 + estimated \$371,911.68 from mid-March 2018 to Sept 2018)</i> | | | |
| Total Base Years 1-3 | \$1,942,475.04 | \$2,205,388.76 | \$262,913.72 |

| Option Year | Authorized Spend | **Projected Spend | Estimated Shortfall |
|--|------------------|-------------------|---------------------|
| Option Year - Yr 4 (10/18 - 9/19) | \$595,364.00 | \$735,129.59 | \$139,765.59 |
| Option Year - Yr 5 (10/19 - 9/20) | \$597,740.00 | \$735,129.59 | \$137,389.59 |
| Option Year - Yr 6 (10/20 - 9/21) | \$597,740.00 | \$735,129.59 | \$137,389.59 |
| <i>**Based on the base years monthly actuals (\$61,260.80)</i> | | | |
| Total Amendment 1 | | | \$677,458.49 |

Summary

| | |
|------------------------------|-----------------------|
| Base years (Years 1, 2, 3) | \$1,942,475.04 |
| Option years (Years 4, 5, 6) | <u>\$1,790,844.00</u> |
| Current Total | \$3,733,319.04 |

| | |
|--------------------|----------------------------|
| Amendment 1 | <u>\$677,458.49</u> |
| Amended Total | \$4,410,777.53 |

Therefore, staff recommends that the MTS Board of Directors authorize the CEO to execute MTS Doc. No. PWG166.1-15 (in substantially the same format as Attachment A) with Electro Specialty Systems (ESS) for \$677,458.49.

/s/ Paul C. Jablonski
Paul C. Jablonski
Chief Executive Officer

Key Staff Contact: Sharon Cooney, 619.557.4513, Sharon.Cooney@sdmts.com

Attachment: A. MTS Doc. No. PWG166.1-15

April 12, 2018

MTS Doc. No. PWG166.1-15

Daniel Brault
Electro Specialty Systems (ESS)
7940 Convoy Court
San Diego, CA 92111

Subject: AMENDMENT NO. 1 TO MTS DOC. NO. PWG166.0-15; CLOSED-CIRCUIT TELEVISION ON-CALL SERVICES

This shall serve as Amendment No. 1 to our agreement for CCTV On-Call Services as further described below.

SCOPE OF SERVICES

There shall be no changes to the scope of services of this agreement.

SCHEDULE

MTS is exercising the option years as follows:

Option year 1 – October 1, 2018 to November 31, 2019
Option year 2 – October 1, 2019 to November 31, 2020
Option year 3 – October 1, 2020 to November 31, 2021

PAYMENT

As a result of this amendment, the contract amount is increased by \$677,458.49. The new contract total is amended from \$3,733,319.04 to \$4,410,777.53 for both base and option years. Contractor shall not exceed this amount without MTS' written approval.

Please sign and return the copy marked "Original" to the Contracts Specialist at MTS. All other terms and conditions shall remain the same and in effect. Retain the other copy for your records.

Sincerely,

Agreed:

Paul C. Jablonski
Chief Executive Officer

Daniel Brault
Electro Specialty Systems (ESS)

Date: _____

LMARQUIS-CL
PWG166.1-15.ESS.DSINGLETON.041218

cc: T. Nguyen, Contract File



1255 Imperial Avenue, Suite 1000
San Diego, CA 92101-7490
(619) 231-1466 • FAX (619) 234-3407

Agenda Item No. 19

MEETING OF THE SAN DIEGO METROPOLITAN TRANSIT SYSTEM BOARD OF DIRECTORS

March 26, 2018

SUBJECT:

FISCAL YEAR 2019 OPERATING BUDGET DISCUSSION (MIKE THOMPSON)

RECOMMENDATION:

That the Board of Directors receive a report regarding fiscal year (FY) 2019 operating budget development and provide guidance on budgetary issues.

Budget Impact

None at this time.

DISCUSSION:

MTS staff has completed the zero-based budgeting process used to build the operating budget for fiscal year 2019. In MTS's process, every line item budget is approved each year. Department managers complete budget templates in which they propose amounts for each line item, submitted with the appropriate supporting details for each assumption. (In contrast, with a traditional historic budgeting process, managers only justify variances versus prior year budget; the assumption is that the baseline is automatically approved.)

Meetings are held with each department to validate their assumptions, review proposals versus existing spending trends, and review any new initiatives. This collaborative process results in the assumptions that are then presented to and reviewed by senior management at MTS.

In this meeting, staff will review the major revenue and expense assumptions in the current draft of the operating budget, including subsidy revenue, passenger levels, other operating revenue, personnel assumptions, energy rates and other expense assumptions. Overall MTS consolidated revenues and expenses are presented in attachment A.



This latest projection shows overall expense growth of \$9.0 million (3.2%), which includes approximately \$4.6 million in additional service for the implementation of the South Bay Bus Rapid Transit as well as the Transit Optimization Plan. This is partially offset by revenue growth of \$6.1 million (2.2%), resulting in a deficit of \$2.9 million.

/s/ Paul C. Jablonski
Paul C. Jablonski
Chief Executive Officer

Key Staff Contact: Mike Thompson, 619.557.4557, mike.thompson@sdmts.com

Attachments: A. FY19 Operating Budget – Consolidated MTS
B. FY19 Operating Budget – Consolidated Operations
C. FY19 Operating Budget – Consolidated Administration
D. FY19 Operating Budget – Consolidated Other Activities

**SAN DIEGO METROPOLITAN TRANSIT SYSTEM
OPERATING BUDGET SUMMARY
FISCAL YEAR 2019
SECTION 2.01**

| | ACTUAL FY17 | AMENDED BUDGET FY18 | PROPOSED BUDGET FY19 | \$ CHANGE BUDGET/ AMENDED | % CHANGE BUDGET/ AMENDED |
|---|----------------------|---------------------------|----------------------------|---------------------------------|--------------------------------|
| OPERATING REVENUE | | | | | |
| PASSENGER REVENUE | 93,279,455 | 90,631,033 | 92,031,033 | 1,400,000 | 1.5% |
| OTHER OPERATING REVENUE | 15,296,095 | 17,033,028 | 16,735,928 | (297,100) | -1.7% |
| TOTAL OPERATING REVENUES | 108,575,550 | 107,664,061 | 108,766,961 | 1,102,900 | 1.0% |
| NON OPERATING REVENUE | | | | | |
| TOTAL SUBSIDY REVENUE | 164,835,864 | 171,329,541 | 176,316,642 | 4,987,101 | 2.9% |
| OTHER NON OPERATING REVENUE | | | | | |
| RESERVE REVENUE | 443,554 | 379,747 | 379,747 | - | 0.0% |
| OTHER INCOME | - | - | - | - | - |
| TOTAL OTHER NON OPERATING REVENUE | 443,554 | 379,747 | 379,747 | - | 0.0% |
| TOTAL NON OPERATING REVENUE | 165,279,418 | 171,709,288 | 176,696,389 | 4,987,101 | 2.9% |
| TOTAL COMBINED REVENUES | 273,854,968 | 279,373,349 | 285,463,350 | 6,090,001 | 2.2% |
| OPERATING EXPENSES | | | | | |
| LABOR EXPENSES | 75,564,535 | 77,549,406 | 79,082,052 | 1,532,646 | 2.0% |
| FRINGE EXPENSES | 51,569,806 | 53,699,923 | 55,138,369 | 1,438,446 | 2.7% |
| TOTAL PERSONNEL EXPENSES | 127,134,341 | 131,249,329 | 134,220,421 | 2,971,092 | 2.3% |
| SECURITY EXPENSES | 8,100,058 | 6,379,000 | 6,637,000 | 258,000 | 4.0% |
| REPAIR/MAINTENANCE SERVICES | 4,636,421 | 5,387,763 | 5,440,454 | 52,691 | 1.0% |
| ENGINE AND TRANSMISSION REBUILD | 2,568,709 | 1,172,864 | 1,120,000 | (52,864) | -4.5% |
| OTHER OUTSIDE SERVICES | 10,602,631 | 12,142,262 | 12,236,493 | 94,231 | 0.8% |
| PURCHASED TRANSPORTATION | 68,697,009 | 69,878,722 | 76,031,139 | 6,152,417 | 8.8% |
| TOTAL OUTSIDE SERVICES | 94,604,827 | 94,960,611 | 101,465,086 | 6,504,475 | 6.8% |
| LUBRICANTS | 534,808 | 557,050 | 585,550 | 28,500 | 5.1% |
| TIRES | 1,207,827 | 1,205,396 | 1,470,900 | 265,504 | 22.0% |
| OTHER MATERIALS AND SUPPLIES | 9,006,965 | 10,074,844 | 10,548,377 | 473,533 | 4.7% |
| TOTAL MATERIALS AND SUPPLIES | 10,749,600 | 11,837,290 | 12,604,827 | 767,537 | 6.5% |
| GAS/DIESEL/PROPANE | 4,006,064 | 3,953,863 | 3,809,763 | (144,100) | -3.6% |
| CNG | 9,208,626 | 9,037,467 | 9,600,000 | 562,533 | 6.2% |
| TRACTION POWER | 9,269,751 | 10,700,000 | 10,900,000 | 200,000 | 1.9% |
| UTILITIES | 4,053,849 | 3,815,019 | 3,866,707 | 51,688 | 1.4% |
| TOTAL ENERGY | 26,538,291 | 27,506,349 | 28,176,470 | 670,121 | 2.4% |
| RISK MANAGEMENT | 3,922,111 | 6,613,400 | 4,695,700 | (1,917,700) | -29.0% |
| GENERAL AND ADMINISTRATIVE | 4,525,784 | 4,551,222 | 4,603,879 | 52,657 | 1.2% |
| DEBT SERVICE | 1,700,686 | 1,595,248 | 1,480,937 | (114,311) | -7.2% |
| VEHICLE / FACILITY LEASE | 1,164,749 | 1,059,900 | 1,164,900 | 105,000 | 9.9% |
| TOTAL OPERATING EXPENSES | 270,340,388 | 279,373,349 | 288,412,220 | 9,038,871 | 3.2% |
| NET OPERATING SUBSIDY | (161,764,838) | (171,709,288) | (179,645,259) | 7,935,971 | 4.6% |
| OVERHEAD ALLOCATION | - | (1) | (0) | - | 0.0% |
| ADJUSTED NET OPERATING SUBSIDY | (161,764,838) | (171,709,289) | (179,645,259) | 7,935,970 | 4.6% |
| TOTAL REVENUES LESS TOTAL EXPENSES | 3,514,580 | (1) | (2,948,870) | 2,948,869 | 0.0% |

**SAN DIEGO METROPOLITAN TRANSIT SYSTEM
OPERATIONS BUDGET
FISCAL YEAR 2019
SECTION 2.02**

| | ACTUAL FY17 | AMENDED BUDGET FY18 | PROPOSED BUDGET FY19 | \$ CHANGE BUDGET/ AMENDED | % CHANGE BUDGET/ AMENDED |
|---|----------------------|---------------------------|----------------------------|---------------------------------|--------------------------------|
| OPERATING REVENUE | | | | | |
| PASSENGER REVENUE | 93,279,455 | 90,631,033 | 92,031,033 | 1,400,000 | 1.5% |
| OTHER OPERATING REVENUE | 877,979 | 900,000 | 735,000 | (165,000) | -18.3% |
| TOTAL OPERATING REVENUES | 94,157,434 | 91,531,033 | 92,766,033 | 1,235,000 | 1.3% |
| NON OPERATING REVENUE | | | | | |
| TOTAL SUBSIDY REVENUE | 161,677,393 | 171,189,541 | 176,176,642 | 4,987,101 | 2.9% |
| OTHER NON OPERATING REVENUE | | | | | |
| RESERVE REVENUE | - | - | - | - | - |
| OTHER INCOME | - | - | - | - | - |
| TOTAL OTHER NON OPERATING REVENUE | - | - | - | - | - |
| TOTAL NON OPERATING REVENUE | 161,677,393 | 171,189,541 | 176,176,642 | 4,987,101 | 2.9% |
| TOTAL COMBINED REVENUES | 255,834,826 | 262,720,574 | 268,942,675 | 6,222,101 | 2.4% |
| OPERATING EXPENSES | | | | | |
| LABOR EXPENSES | 62,004,862 | 63,110,632 | 64,327,516 | 1,216,884 | 1.9% |
| FRINGE EXPENSES | 45,499,298 | 47,506,129 | 48,951,514 | 1,445,385 | 3.0% |
| TOTAL PERSONNEL EXPENSES | 107,504,161 | 110,616,761 | 113,279,030 | 2,662,269 | 2.4% |
| SECURITY EXPENSES | 250,229 | 190,000 | 245,000 | 55,000 | 28.9% |
| REPAIR/MAINTENANCE SERVICES | 4,474,485 | 5,214,263 | 5,274,954 | 60,691 | 1.2% |
| ENGINE AND TRANSMISSION REBUILD | 2,568,709 | 1,172,864 | 1,120,000 | (52,864) | -4.5% |
| OTHER OUTSIDE SERVICES | 2,730,155 | 3,439,660 | 3,124,012 | (315,648) | -9.2% |
| PURCHASED TRANSPORTATION | 68,697,009 | 69,878,722 | 76,031,139 | 6,152,417 | 8.8% |
| TOTAL OUTSIDE SERVICES | 78,720,587 | 79,895,509 | 85,795,105 | 5,899,596 | 7.4% |
| LUBRICANTS | 534,808 | 557,050 | 585,550 | 28,500 | 5.1% |
| TIRES | 1,207,426 | 1,202,396 | 1,467,400 | 265,004 | 22.0% |
| OTHER MATERIALS AND SUPPLIES | 9,010,386 | 9,951,410 | 10,538,502 | 587,092 | 5.9% |
| TOTAL MATERIALS AND SUPPLIES | 10,752,620 | 11,710,856 | 12,591,452 | 880,596 | 7.5% |
| GAS/DIESEL/PROPANE | 3,916,455 | 3,855,113 | 3,701,013 | (154,100) | -4.0% |
| CNG | 9,208,626 | 9,037,467 | 9,600,000 | 562,533 | 6.2% |
| TRACTION POWER | 9,269,751 | 10,700,000 | 10,900,000 | 200,000 | 1.9% |
| UTILITIES | 3,389,817 | 3,165,214 | 3,206,870 | 41,656 | 1.3% |
| TOTAL ENERGY | 25,784,650 | 26,757,794 | 27,407,883 | 650,089 | 2.4% |
| RISK MANAGEMENT | 3,572,837 | 6,145,300 | 4,132,300 | (2,013,000) | -32.8% |
| GENERAL AND ADMINISTRATIVE | 820,303 | 981,207 | 755,174 | (226,033) | -23.0% |
| DEBT SERVICE | 961,069 | 851,711 | 736,882 | (114,829) | -13.5% |
| VEHICLE / FACILITY LEASE | 996,871 | 889,900 | 979,900 | 90,000 | 10.1% |
| TOTAL OPERATING EXPENSES | 229,113,099 | 237,849,038 | 245,677,726 | 7,828,688 | 3.3% |
| NET OPERATING SUBSIDY | (134,955,665) | (146,318,005) | (152,911,693) | 6,593,688 | 4.5% |
| OVERHEAD ALLOCATION | (26,568,291) | (24,871,537) | (26,310,957) | (1,439,420) | 5.8% |
| ADJUSTED NET OPERATING SUBSIDY | (161,523,956) | (171,189,542) | (179,222,650) | 8,033,108 | 4.7% |
| TOTAL REVENUES LESS TOTAL EXPENSES | 153,437 | (1) | (3,046,008) | 3,046,007 | ##### |

**SAN DIEGO METROPOLITAN TRANSIT SYSTEM
ADMINISTRATIVE BUDGET
FISCAL YEAR 2019
SECTION 2.03**

| | ACTUAL FY17 | AMENDED BUDGET FY18 | PROPOSED BUDGET FY19 | \$ CHANGE BUDGET/ AMENDED | % CHANGE BUDGET/ AMENDED |
|---|---------------------|---------------------------|----------------------------|---------------------------------|--------------------------------|
| OPERATING REVENUE | | | | | |
| PASSENGER REVENUE | - | - | - | - | - |
| OTHER OPERATING REVENUE | 13,510,097 | 14,939,428 | 14,690,928 | (248,500) | -1.7% |
| TOTAL OPERATING REVENUES | 13,510,097 | 14,939,428 | 14,690,928 | (248,500) | -1.7% |
| NON OPERATING REVENUE | | | | | |
| TOTAL SUBSIDY REVENUE | 3,005,902 | 140,000 | 140,000 | - | 0.0% |
| OTHER NON OPERATING REVENUE | | | | | |
| RESERVE REVENUE | - | - | - | - | - |
| OTHER INCOME | - | - | - | - | - |
| TOTAL OTHER NON OPERATING REVENUE | - | - | - | - | - |
| TOTAL NON OPERATING REVENUE | 3,005,902 | 140,000 | 140,000 | - | 0.0% |
| TOTAL COMBINED REVENUES | 16,516,000 | 15,079,428 | 14,830,928 | (248,500) | -1.6% |
| OPERATING EXPENSES | | | | | |
| LABOR EXPENSES | 12,939,044 | 13,801,229 | 14,149,536 | 348,307 | 2.5% |
| FRINGE EXPENSES | 5,771,562 | 5,908,805 | 5,929,386 | 20,581 | 0.3% |
| TOTAL PERSONNEL EXPENSES | 18,710,605 | 19,710,034 | 20,078,922 | 368,888 | 1.9% |
| SECURITY EXPENSES | 7,849,829 | 6,189,000 | 6,392,000 | 203,000 | 3.3% |
| REPAIR/MAINTENANCE SERVICES | 157,362 | 164,500 | 156,500 | (8,000) | -4.9% |
| ENGINE AND TRANSMISSION REBUILD | - | - | - | - | - |
| OTHER OUTSIDE SERVICES | 7,668,625 | 8,405,492 | 8,807,231 | 401,739 | 4.8% |
| PURCHASED TRANSPORTATION | - | - | - | - | - |
| TOTAL OUTSIDE SERVICES | 15,675,816 | 14,758,992 | 15,355,731 | 596,739 | 4.0% |
| LUBRICANTS | - | - | - | - | - |
| TIRES | - | 3,000 | 3,500 | 500 | 16.7% |
| OTHER MATERIALS AND SUPPLIES | (5,022) | 115,434 | 1,875 | (113,559) | -98.4% |
| TOTAL MATERIALS AND SUPPLIES | (5,022) | 118,434 | 5,375 | (113,059) | -95.5% |
| GAS/DIESEL/PROPANE | 85,894 | 92,750 | 102,750 | 10,000 | 10.8% |
| CNG | - | - | - | - | - |
| TRACTION POWER | - | - | - | - | - |
| UTILITIES | 659,781 | 639,805 | 649,172 | 9,367 | 1.5% |
| TOTAL ENERGY | 745,675 | 732,555 | 751,922 | 19,367 | 2.6% |
| RISK MANAGEMENT | 328,445 | 392,800 | 435,100 | 42,300 | 10.8% |
| GENERAL AND ADMINISTRATIVE | 3,510,192 | 3,435,095 | 3,709,710 | 274,615 | 8.0% |
| DEBT SERVICE | 739,617 | 743,537 | 744,055 | 518 | 0.1% |
| VEHICLE / FACILITY LEASE | 144,944 | 145,000 | 160,000 | 15,000 | 10.3% |
| TOTAL OPERATING EXPENSES | 39,850,273 | 40,036,447 | 41,240,815 | 1,204,368 | 3.0% |
| NET OPERATING SUBSIDY | (26,340,175) | (25,097,019) | (26,549,887) | 1,452,868 | 5.8% |
| OVERHEAD ALLOCATION | 26,695,416 | 24,957,019 | 26,409,887 | 1,452,868 | 5.8% |
| ADJUSTED NET OPERATING SUBSIDY | 355,241 | (140,000) | (140,000) | - | 0.0% |
| TOTAL REVENUES LESS TOTAL EXPENSES | 3,361,143 | - | - | - | - |

**SAN DIEGO METROPOLITAN TRANSIT SYSTEM
OTHER ACTIVITIES BUDGET
FISCAL YEAR 2019
SECTION 2.04**

| | ACTUAL FY17 | AMENDED BUDGET FY18 | PROPOSED BUDGET FY19 | \$ CHANGE BUDGET/ AMENDED | % CHANGE BUDGET/ AMENDED |
|---|------------------------|------------------------------------|-------------------------------------|--|---|
| OPERATING REVENUE | | | | | |
| PASSENGER REVENUE | - | - | - | - | - |
| OTHER OPERATING REVENUE | 908,019 | 1,193,600 | 1,310,000 | 116,400 | 9.8% |
| TOTAL OPERATING REVENUES | 908,019 | 1,193,600 | 1,310,000 | 116,400 | 9.8% |
| NON OPERATING REVENUE | | | | | |
| TOTAL SUBSIDY REVENUE | 152,569 | - | - | - | - |
| OTHER NON OPERATING REVENUE | | | | | |
| RESERVE REVENUE | 443,554 | 379,747 | 379,747 | - | 0.0% |
| OTHER INCOME | - | - | - | - | - |
| TOTAL OTHER NON OPERATING REVENUE | 443,554 | 379,747 | 379,747 | - | 0.0% |
| TOTAL NON OPERATING REVENUE | 596,123 | 379,747 | 379,747 | - | 0.0% |
| TOTAL COMBINED REVENUES | 1,504,142 | 1,573,347 | 1,689,747 | 116,400 | 7.4% |
| OPERATING EXPENSES | | | | | |
| LABOR EXPENSES | 620,629 | 637,545 | 605,000 | (32,545) | -5.1% |
| FRINGE EXPENSES | 298,945 | 284,989 | 257,469 | (27,520) | -9.7% |
| TOTAL PERSONNEL EXPENSES | 919,574 | 922,534 | 862,469 | (60,065) | -6.5% |
| SECURITY EXPENSES | - | - | - | - | - |
| REPAIR/MAINTENANCE SERVICES | 4,573 | 9,000 | 9,000 | - | 0.0% |
| ENGINE AND TRANSMISSION REBUILD | - | - | - | - | - |
| OTHER OUTSIDE SERVICES | 203,851 | 297,110 | 305,250 | 8,140 | 2.7% |
| PURCHASED TRANSPORTATION | - | - | - | - | - |
| TOTAL OUTSIDE SERVICES | 208,423 | 306,110 | 314,250 | 8,140 | 2.7% |
| LUBRICANTS | - | - | - | - | - |
| TIRES | 401 | - | - | - | - |
| OTHER MATERIALS AND SUPPLIES | 1,601 | 8,000 | 8,000 | - | 0.0% |
| TOTAL MATERIALS AND SUPPLIES | 2,003 | 8,000 | 8,000 | - | 0.0% |
| GAS/DIESEL/PROPANE | 3,714 | 6,000 | 6,000 | - | 0.0% |
| CNG | - | - | - | - | - |
| TRACTION POWER | - | - | - | - | - |
| UTILITIES | 4,251 | 10,000 | 10,665 | 665 | 6.7% |
| TOTAL ENERGY | 7,966 | 16,000 | 16,665 | 665 | 4.2% |
| RISK MANAGEMENT | 20,829 | 75,300 | 128,300 | 53,000 | 70.4% |
| GENERAL AND ADMINISTRATIVE | 195,289 | 134,920 | 138,995 | 4,075 | 3.0% |
| DEBT SERVICE | - | - | - | - | - |
| VEHICLE / FACILITY LEASE | 22,934 | 25,000 | 25,000 | - | 0.0% |
| TOTAL OPERATING EXPENSES | 1,377,017 | 1,487,864 | 1,493,679 | 5,815 | 0.4% |
| NET OPERATING SUBSIDY | (468,998) | (294,264) | (183,679) | (110,585) | -37.6% |
| OVERHEAD ALLOCATION | (127,125) | (85,483) | (98,930) | | 15.7% |
| ADJUSTED NET OPERATING SUBSIDY | (596,123) | (379,747) | (282,609) | (97,138) | -25.6% |
| TOTAL REVENUES LESS TOTAL EXPENSES | - | 0 | 97,138 | (97,138) | 0.0% |

Metropolitan Transit System FY 2019 Operating Budget Update

MTS Board of Directors
Finance Workshop
April 12, 2018



Fiscal Year 2019 Operating Budget

Budget Development Process

- MTS uses a zero based budgeting process
 - In traditional historic budgeting, managers only justify variances versus prior year budget
 - The assumption is that the baseline is automatically approved
 - By contrast, in zero-based budgeting, every line item of the budget must be approved
- Process started in January
 - Managers propose amounts for each line item
 - Online submissions include the details behind each assumption
 - Meetings with each department to validate their assumptions
 - Reviewed versus existing spending trends
 - New initiatives are highlighted and discussed
 - Collaborate on final assumptions before presented to Senior Management and the Board



Fiscal Year 2019 Operating Budget Revenue Assumptions - Subsidy

- Federal

- Surface Transportation Reauthorization

- Fixing America's Surface Transportation (FAST)

- Legislation in place through Federal Fiscal Year (FFY) 2020
- 5307: Urban Area formula funding
- 5337: State of Good Repair formula funding
- 5339: Bus and Bus Facilities formula funding

- Preventive Maintenance(PM)

- Maximize use of Federal for PM for cash flow

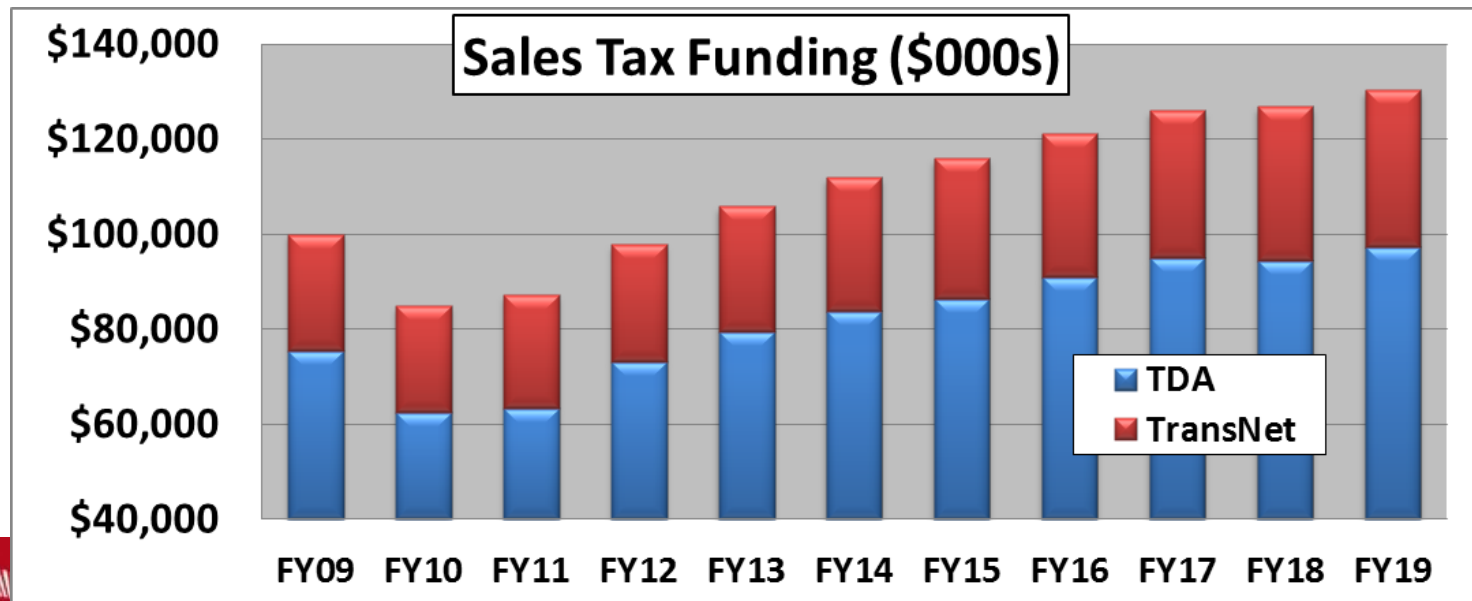
- Federal funding received on a reimbursement basis
- Swap with TDA to preserve Capital share
- Increase in Operating Budget of \$2.0M



Fiscal Year 2019 Operating Budget

Revenue Assumptions - Subsidy

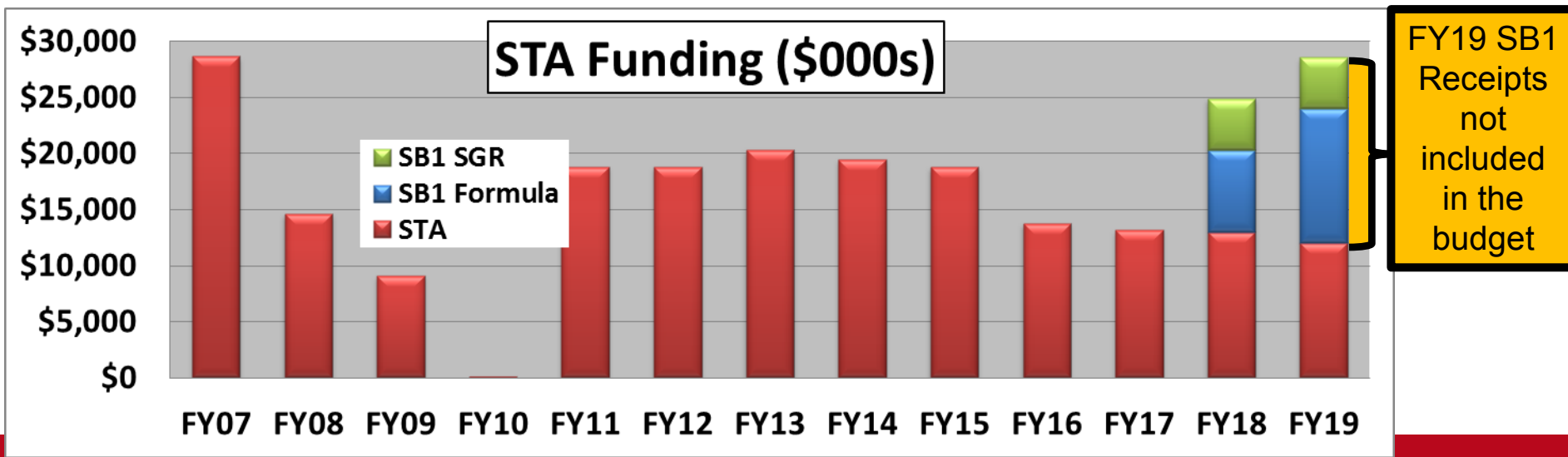
- TDA and TransNet formula funding
 - Projected to grow for the 9th straight year
 - Sales tax generated, projected by SANDAG
 - FY18 YTD Actual through Q3: 3.3%
 - FY19: 2.0% growth for TDA, 3.0% for Transnet
 - Transnet - \$764K increase in formula funds
 - TDA - After swap with CIP, share to Operating budget decreases by \$1.1M



Fiscal Year 2019 Operating Budget Revenue Assumptions - Subsidy

- State Transit Assistance

- Projected by the State Controller's Office
 - Sales tax on Diesel fuels
 - Augmented by Senate Bill 1 (SB1)
- \$5.6M is included in Operating Budget, remainder in Capital
 - Sunday service since FY13 - \$3.6M
 - Transit Optimization Plan (TOP) - \$2.0M, FY17-18 SB1 funding



Fiscal Year 2019 Operating Budget

Revenue Assumptions - Passenger Levels

- Passenger Revenue/Ridership
 - Peak of 96.7M in FY15 followed by 3 years of declines
 - FY18 projected at 85.4M, 11.7% less than the peak
 - FY19 projecting 1.4M additional riders
 - TOP service adjustments in January, June and September
 - Investment in overall service network
 - Full impact of TOP projected to be 1.7 - 2.6 million riders once it matures
 - » This process should take up to three years
 - In this first year of implementation, projecting an additional 800K riders
 - South Bay BRT projected to go live in Jan 2019
 - Additional 600K riders for FY19
 - Assumes the general decline in ridership does not continue in FY19
 - No additional revenue from a fare increases included
 - Results in a \$1.4M increase in Passenger Revenue



Fiscal Year 2019 Budget Revenue Projection (\$000s)

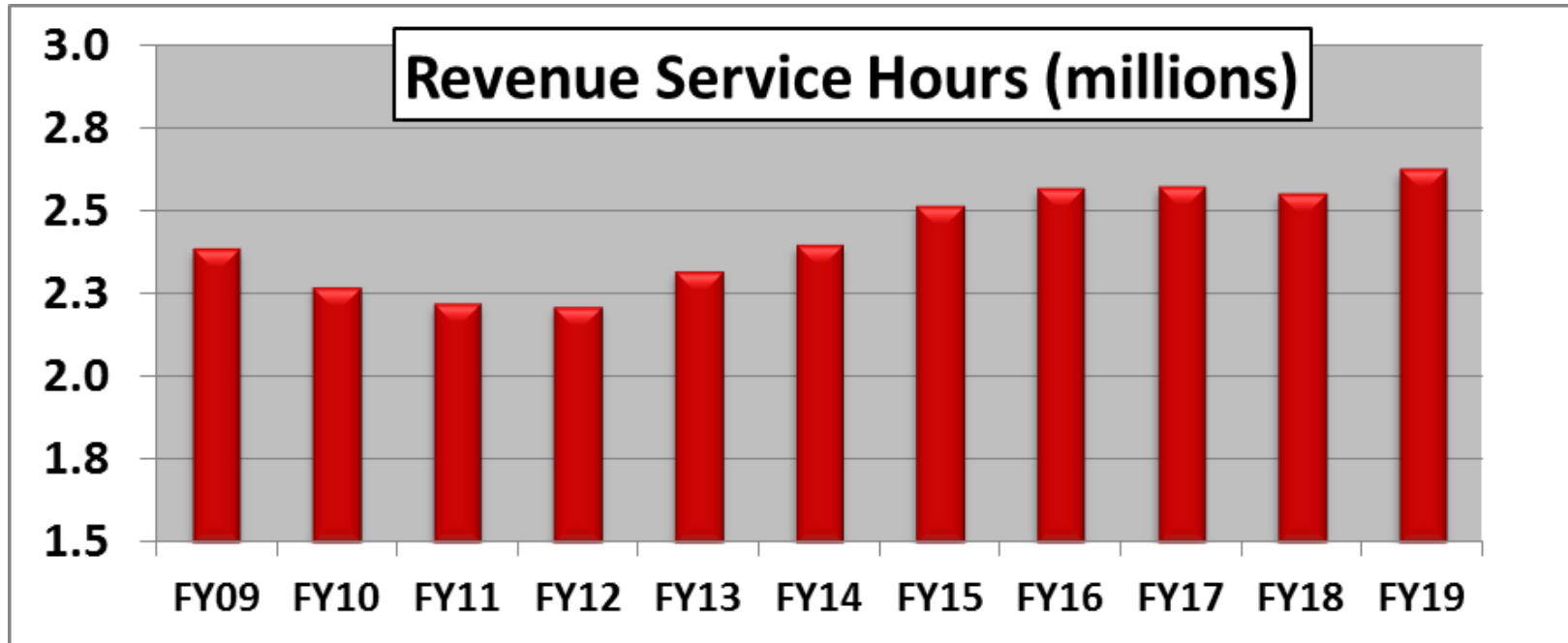
| | FY 2018 Amended | FY 2019 Draft | Var. | Var. % |
|--------------------------------|--------------------|-------------------|-----------------|-------------|
| Passenger Revenue | \$ 90,631 | \$ 92,031 | \$ 1,400 | 1.5% |
| Other Operating Revenue | 17,033 | 16,736 | (297) | -1.7% |
| Total Operating Revenue | \$ 107,664 | \$ 108,767 | \$ 1,103 | 1.0% |
| Federal | 58,992 | 61,260 | 2,268 | 3.8% |
| TDA | 64,096 | 63,041 | (1,055) | -1.6% |
| TransNet Formula | 26,823 | 27,587 | 764 | 2.8% |
| TransNet Operating | 12,363 | 14,373 | 2,011 | 16.3% |
| STA | 4,600 | 5,600 | 1,000 | 21.7% |
| Other | 4,456 | 4,456 | (0) | 0.0% |
| Total Subsidy | \$ 171,330 | \$ 176,317 | \$ 4,987 | 2.9% |
| Reserves | 380 | 380 | - | - |
| Total Revenue | \$ 279,373 | \$ 285,463 | \$ 6,090 | 2.2% |

- Reserves relate to SD&AE and Taxicab Admin self funded activities



Fiscal Year 2019 Operating Budget Assumptions - Service Levels

- Increases to fixed route service levels
 - TOP Implementation
 - South Bay BRT January 2019
- ADA Paratransit service levels not projected to grow in FY19



Fiscal Year 2019 Operating Budget Expense Assumptions - Personnel

- Labor Expenses increasing by \$1.5M (2.0%)
 - No changes to headcount
 - Regular wage costs increasing by \$2.0M (2.8%)
 - Management Employees
 - Merit pool assumed at 2.5%
 - Performance Improvement Program, 0.75% pool, at CEO's discretion
 - Bargaining units contractual rate obligations
 - Increases range from 1.5 - 3.0%
 - Overtime costs decreasing by \$472K (-7.8%)
 - Increased FY18 Midyear for current year experience
 - Expect FY19 to be more in line with normal operations
 - Minimum wage will increase from \$11.50 to \$12.00 on January 1, 2019



Fiscal Year 2019 Operating Budget

Expense Assumptions - Personnel continued

- Fringe Expenses increasing by \$1.4M (2.7%)
 - Total pension plan costs increasing by \$959K (5.0%)
 - Per actuary reports, gross plan costs increasing by \$1.0M
 - SDTC self funded plan - \$527K increase (3.5%)
 - CalPERS plans - \$490K increase in total (5.8%)
 - Employee pension contributions increasing by \$92K
 - \$5.0M of gross pension costs in FY19 (20.5% of gross costs)
 - Healthcare costs decreasing by \$484K (-3.3%)
 - Replaced Anthem HMO/PPO with NextGen EPO/PPO in January
 - \$1M annual decrease in net cost to MTS
 - \$500K savings in FY19
 - Kaiser plans blended rate increase of 2.5%
 - Bargaining units contractual obligations range from 1.0-2.5%
 - All other fringe benefit costs increasing by \$964K (4.8%)
 - Paid absences, Workers Compensation, Taxes, etc.



Fiscal Year 2019 Operating Budget

Expense Assumptions - Purchased Transportation

- Purchased Transportation increasing by \$6.2M
 - Fixed Route Contract - Transdev
 - Operates the South Bay and East County Divisions
 - \$1.1M increase due to contractual rate increase of 2.1%
 - \$4.0M increase due to additional service
 - ADA Paratransit Contract - First Transit
 - Operates out of the Copley Park Division
 - \$400K increase due to contractual rate increase of 3.0%
 - No change in budgeted service levels
 - Contract expires in June 2019
 - Minibus Contract - First Transit
 - Operates out of the Copley Park Division
 - \$105K increase due to contractual rate increase of 2.6%
 - \$150K increase due to additional service



Fiscal Year 2019 Operating Budget

Expense Assumptions - Energy

- Electricity Costs - Increasing by \$323K
 - Traction power and facility electric
 - Three components
 - Transmission/demand - SDG&E rates
 - Electricity commodity - Market index rates - Calpine Energy Solutions is MTS's Direct Access service provider
 - Electricity Usage (Kilowatt hours or kWh)

| (Rail Only) | FY17 | FY18 | FY19 | Var. |
|-----------------------------|------------------|------------------|------------------|-------------|
| <u>Rate (\$/kWh)</u> | | | | |
| SDG&E | 0.146 | 0.154 | 0.163 | 5.5% |
| Calpine | 0.049 | 0.055 | 0.052 | -6.1% |
| Total per kWh | 0.195 | 0.209 | 0.215 | 2.5% |
| kWh (000s) | 60,435 | 60,149 | 60,108 | -0.1% |
| Cost | \$ 11,800 | \$ 12,600 | \$ 12,900 | 2.4% |

Fiscal Year 2019 Operating Budget

Expense Assumptions - Energy

- Compressed Natural Gas - Increasing by \$663K
 - Increased volumes by 3.3% due to added service
 - Overall rate increasing by 3.0%
 - Commodity prices projected the same as FY18
 - SDG&E costs (transmission/CNG facility utility) continue to increase
- Gas/Diesel/Propane - Decreasing by \$144k in total
 - Crude oil prices increasing by 10%
 - 25 Diesel buses left in the system (Commuter over the road coaches)
 - Continuing shift from Gasoline to Propane
 - Net annual savings of approximately \$10K per bus depending gas/propane prices
 - 97 propane buses now
 - By the end of next year, 138 buses of the 209 buses will have been switched



Fiscal Year 2019 Operating Budget Expense Projection (\$000s)

| | FY 2018 Amended | FY 2019 Draft | Var. | Var. % |
|--------------------------|--------------------|-------------------|-----------------|-------------|
| Personnel Expenses | \$ 131,249 | \$ 134,220 | \$ 2,971 | 2.3% |
| Purchased Transportation | 69,879 | 76,031 | 6,152 | 8.8% |
| Outside Services | 25,082 | 25,434 | 352 | 1.4% |
| Materials and Supplies | 11,837 | 12,605 | 768 | 6.5% |
| Energy | 27,506 | 28,176 | 670 | 2.4% |
| Risk Management | 6,613 | 4,696 | (1,918) | -29.0% |
| Other | 7,206 | 7,250 | 43 | 0.6% |
| Total Expenses | \$ 279,373 | \$ 288,412 | \$ 9,039 | 3.2% |

- Year over year increase figures are misleading
 - \$4.6M in expenses related to additional service in FY19
 - \$1.0M in expenses related to the Sales Tax Ballot Measure
 - Anticipating \$2.0M Risk Management claim settlement in FY18
- Adjusting for these items, expenses are growing by \$5.4M or 1.9%



Fiscal Year 2019 Operating Budget

Consolidated Revenues less Expenses (\$000s)

| | FY 2018 Amended | FY 2019 Draft | Var. | Var. % |
|-------------------------------|--------------------|-------------------|-------------------|-------------|
| Operating Revenues | \$ 107,664 | \$ 108,767 | \$ 1,103 | 1.0% |
| Subsidy Revenues | 171,330 | 176,317 | 4,987 | 2.9% |
| Reserve Revenues | 380 | 380 | - | - |
| Total Revenues | \$ 279,373 | \$ 285,463 | \$ 6,090 | 2.2% |
| Total Expenses | 279,373 | 288,412 | 9,039 | 3.2% |
| Revenues Less Expenses | \$ 0 | \$ (2,949) | \$ (2,949) | - |

- Operating budget includes \$5M from Capital in both FY18 and FY19
- \$2.0M of SB1 for TOP service
- \$9.9M deficit without these one time funds



Fiscal Year 2019 Operating Budget Plan of Action

- \$9.9M deficit
 - Already included in this projection:
 - \$5.0M from Capital
 - \$2.0M of SB1 revenue for additional TOP service
 - Need an additional \$2.9M to balance FY19
 - Utilize reserves to pay for Sales Tax Ballot Measure
 - \$1.0M in FY19, would leave a balance of \$35.3M in Contingency Reserves
 - For the remaining \$1.9M:
 - Refinement of the revenue and expense budgets
 - Project additional passenger revenue growth based on TOP if it is warranted over the next month
 - SB1 for the balance (\$4M of SB1 formula funding expected Jul-Oct 2018)
 - Long term strategy
 - Passenger growth
 - Plan for fare increase - \$4-5M/year potentially
 - SB1 revenue (if not repealed)





1255 Imperial Avenue, Suite 1000
San Diego, CA 92101-7490
(619) 231-1466 • FAX (619) 234-3407

Agenda Item No. 45

MEETING OF THE SAN DIEGO METROPOLITAN TRANSIT SYSTEM BOARD OF DIRECTORS

April 12, 2018

SUBJECT:

FISCAL YEAR 2018 SECOND QUARTER PERFORMANCE MONITORING REPORT
(DENIS DESMOND)

INFORMATIONAL ONLY

Budget Impact

None.

DISCUSSION:

MTS Board Policy No. 42, "Transit Service Evaluation and Adjustment", establishes a process for evaluating existing transit services to achieve the objective of developing a customer-focused, competitive, integrated, and sustainable system. Additionally, federal Title VI guidance requires that certain performance measures be evaluated and reported to the Board periodically. Staff will present a summary of system performance through the second quarter of fiscal year 2018, including the metrics outlined in Policy 42 and Title VI-required standards. An update of progress on implementation of the Transit Optimization Plan will also be included.

/s/ Paul C. Jablonski
Paul C. Jablonski
Chief Executive Officer

Key Staff Contact: Sharon Cooney, 619.557.4513, sharon.cooney@sdmts.com

Attachment: A. Performance Monitoring Report



San Diego Metropolitan Transit System
POLICY 42 PERFORMANCE MONITORING REPORT
FY 2018: JULY 2017 - DECEMBER 2017
Page 1 of 4

Att. A, AI 45, 4/12/18
Date: 4/2/18

OBJECTIVE | Develop a Customer-Focused and Competitive System

The following measures of productivity and service quality are used to ensure that services are focused on providing competitive and attractive transportation that meets our customers' needs.

METRIC P1: Total Passengers

| Route Categories | FY 2016 | FY 2017 | FY 2018 | # Change FY16 - FY17 | # Change FY17 - FY18 | % Change FY16 - FY17 | % Change FY17 - FY18 |
|----------------------------------|-------------------|-------------------|-------------------|-------------------------|-------------------------|-------------------------|-------------------------|
| Urban Frequent | 16,802,906 | 15,668,039 | 14,859,689 | (1,134,867) | (808,350) | -6.8% | -5.2% |
| Urban Standard | 5,504,334 | 4,930,992 | 4,674,020 | (573,342) | (256,972) | -10.4% | -5.2% |
| Rapid | 2,859,324 | 3,058,127 | 2,892,498 | 198,803 | (165,629) | 7.0% | -5.4% |
| Express | 1,029,737 | 1,087,248 | 1,031,193 | 57,511 | (56,055) | 5.6% | -5.2% |
| Circulator (incl. SVCC) | 374,968 | 375,165 | 428,703 | 197 | 53,538 | 0.1% | 14.3% |
| Premium/Rapid Express | 145,458 | 140,397 | 142,595 | (5,061) | 2,198 | -3.5% | 1.6% |
| Rural | 36,240 | 36,957 | 42,388 | 717 | 5,431 | 2.0% | 14.7% |
| All Fixed-Route Bus Modes | 26,752,967 | 25,296,925 | 24,071,086 | (1,456,042) | (1,225,839) | -5.4% | -4.8% |
| MTS Access | 260,562 | 267,949 | 256,045 | 7,387 | (11,904) | 2.8% | -4.4% |
| Light Rail (Blue, Orange, Green) | 20,756,024 | 19,244,730 | 18,913,254 | (1,511,294) | (331,476) | -7.3% | -1.7% |
| Light Rail (Silver) | 18,058 | 16,322 | 8,633 | (1,736) | (7,689) | -9.6% | -47.1% |
| All Light Rail Lines | 20,774,082 | 19,261,052 | 18,921,887 | (1,513,030) | (339,165) | -7.3% | -1.8% |
| System Total Passengers | 47,787,611 | 44,825,926 | 43,249,018 | (2,961,685) | (1,576,908) | -6.2% | -3.5% |

NOTES: Passenger levels declined systemwide by -3.5%, and on fixed-route bus service by -4.8%, reflecting a national trend of dropping transit ridership. This has been attributed to reduced barriers to auto driving, including lower gasoline prices, record car sales, and changes in driver licensing requirements. Implementation of major system improvements approved in the Transit Optimization Plan (TOP) just began in January 2018, with the goal of reducing unproductive segments, and reallocating resources to markets where added service could increase ridership. Ridership on the federally-mandated, highly-subsidized Americans with Disabilities Act (ADA) complementary paratransit service, MTS Access, decreased for the first time in several years, partly due to new enforcement strategies of federal ADA qualifications. The Silver Line ridership was affected by schedule adjustments that shifted passengers to the Blue and Orange Lines instead.

METRIC P2: Average Weekday Passengers

| Route Categories | FY 2016 | FY 2017 | FY 2018 | # Change FY16 - FY17 | # Change FY17 - FY18 | % Change FY16 - FY17 | % Change FY17 - FY18 |
|----------------------------------|----------------|----------------|----------------|-------------------------|-------------------------|-------------------------|-------------------------|
| Urban Frequent | 110,650 | 102,499 | 97,412 | (8,151) | (5,087) | -7.4% | -5.0% |
| Urban Standard | 37,290 | 33,222 | 31,819 | (4,068) | (1,403) | -10.9% | -4.2% |
| Rapid | 18,702 | 20,229 | 18,976 | 1,527 | (1,253) | 8.2% | -6.2% |
| Express | 7,409 | 7,809 | 7,479 | 400 | (330) | 5.4% | -4.2% |
| Circulator (incl. SVCC) | 2,771 | 2,875 | 2,964 | 104 | 89 | 3.8% | 3.1% |
| Premium/Rapid Express | 1,141 | 1,104 | 1,128 | (37) | 24 | -3.2% | 2.2% |
| Rural | 340 | 319 | 336 | (21) | 17 | -6.2% | 5.2% |
| All Fixed-Route Bus Modes | 178,303 | 168,057 | 160,113 | (10,246) | (7,944) | -5.7% | -4.7% |
| MTS Access | 1,751 | 1,929 | 1,854 | 178 | (75) | 10.2% | -3.9% |
| Light Rail (Blue, Orange, Green) | 126,294 | 116,924 | 114,662 | (9,370) | (2,262) | -7.4% | -1.9% |
| Light Rail (Silver) | 245 | 233 | 102 | (12) | (131) | -4.9% | -56.3% |
| All Light Rail Lines | 126,539 | 117,157 | 114,764 | (9,382) | (2,393) | -7.4% | -2.0% |
| System Avg. Weekday Pass. | 306,593 | 287,143 | 276,731 | (19,450) | (10,412) | -6.3% | -3.6% |

NOTES: The average weekday passenger statistics show how many passengers ride MTS on a typical weekday. For FY18, there is a -3.7% decrease in system-wide average weekday passengers (down 10,514 passengers per average weekday). Absent any unique weekend factors, this metric typically follows closely to the **Total Passengers** trend.

San Diego Metropolitan Transit System
POLICY 42 PERFORMANCE MONITORING REPORT
FY 2018: JULY 2017 - DECEMBER 2017
Page 2 of 4

Att. A, AI 45, 4/12/18
Date: 4/2/18

METRIC P3: Passengers per Revenue Hour

The 'passengers per revenue hour' metric shows how any revenue hours (in-service hours plus layover hours) that have been added or removed relate to ridership increases or decreases. Increasing riders per revenue hour would indicate that the system is more efficient, for example, carrying more passengers with the same number of buses.

| Route Categories | FY 2016 | FY 2017 | FY 2018 | % Change FY16 - FY17 | % Change FY17 - FY18 |
|------------------------------------|-------------|-------------|--------------|-------------------------|-------------------------|
| Urban Frequent | 31.9 | 29.8 | 28.1 | -6.6% | -5.7% |
| Urban Standard | 24.7 | 21.8 | 21.1 | -11.7% | -3.2% |
| Rapid | 31.1 | 32.7 | 30.8 | 5.1% | -5.7% |
| Express | 24.2 | 25.4 | 23.8 | 5.0% | -6.5% |
| Circulator (incl. SVCC) | 16.3 | 14.4 | 13.2 | -11.7% | -8.3% |
| Premium/Rapid Express | 24.9 | 24.6 | 23.9 | -1.2% | -2.8% |
| Rural | 13.3 | 13.7 | 16.4 | 3.0% | 19.7% |
| All Fixed-Route Bus Modes | 29.3 | 27.4 | 25.9 | -6.5% | -5.5% |
| MTS Access | 2.1 | 2.0 | 2.0 | -4.8% | 0.0% |
| Light Rail (Blue, Orange, Green) | 238.7 | 220.4 | 218.2 | -7.7% | -1.0% |
| Light Rail (Silver) | 52.5 | 45.3 | 16.3 | -13.7% | -64.1% |
| All Light Rail Lines | n/a | n/a | 216.9 | n/a | n/a |
| System Riders Per Rev. Hour | 44.8 | 42.4 | 39.2 | -5.4% | -7.5% |

NOTES: So far in FY18, all MTS services carried 39.2 passengers per revenue hour, a year-over-year decrease of -7.5%, due to ridership declining while service levels stayed roughly the same. The Silver Line productivity was affected by schedule adjustments that shifted passengers to the Blue and Orange Lines instead.

METRIC P4: Passengers per In-Service Hour

The 'passengers per in-service hour' measure is related to the above 'passengers per revenue hour,' but shows how many passengers are carried while the vehicle is in-service picking up passengers, excluding layover time. Analyzing this figure helps MTS to understand how effective it is at providing the right level of service, instead of how efficiently MTS is grouping trips and breaks together for a vehicle to operate (revenue hours).

| Route Categories | FY 2016 | FY 2017 | FY 2018 | % Change FY16 - FY17 | % Change FY17 - FY18 |
|-----------------------------------|-------------|-------------|--------------|-------------------------|-------------------------|
| Urban Frequent | 40.7 | 37.6 | 34.4 | -7.6% | -8.6% |
| Urban Standard | 33.4 | 30.6 | 30.1 | -8.4% | -1.5% |
| Rapid | 42.7 | 45.7 | 36.8 | 7.0% | -19.4% |
| Express | 31.6 | 32.9 | 31.0 | 4.1% | -5.9% |
| Circulator (incl. SVCC) | 24.4 | 21.4 | 14.5 | -12.3% | -32.2% |
| Premium/Rapid Express | 27.3 | 26.7 | 27.1 | -2.2% | 1.6% |
| Rural | 10.5 | 9.8 | 10.2 | -6.7% | 4.2% |
| All Fixed-Route Bus Modes | 38.0 | 35.8 | 32.6 | -5.8% | -8.9% |
| MTS Access | n/a | n/a | n/a | n/a | n/a |
| Light Rail (Blue, Orange, Green) | 287.0 | 265.7 | 251.7 | -7.4% | -5.3% |
| Light Rail (Silver) | 86.1 | 81.8 | 22.5 | -5.0% | -72.5% |
| All Light Rail Lines | n/a | n/a | 250.1 | n/a | n/a |
| System Riders/In-Svc. Hour | 61.9 | 59.7 | 55.9 | -3.6% | -6.4% |

NOTES: So far in FY18, MTS' system-wide passengers per in-service hour is down over six percent. Fixed-route bus passengers per in-service hour experienced a decrease of nearly nine percent. The decrease in ridership drove most of the reductions, but efficiencies will be included whenever possible as bus schedules are revised for the TOP changes.

San Diego Metropolitan Transit System
POLICY 42 PERFORMANCE MONITORING REPORT
FY 2018: JULY 2017 - DECEMBER 2017
Page 3 of 4

Att. A, AI 45, 4/12/18
Date: 4/2/18

METRIC Q1: On-Time Performance

On-time performance (OTP) is measured at each bus timepoint for every trip; buses departing timepoints within 0-5 minutes of the scheduled time are considered to be "on-time." Trolley trips arriving at their end terminal within 0-5 minutes of the scheduled time are considered to be "on-time." OTP is measured by service change period in order to show the results of scheduling changes. MTS' goal for on-time performance is 85% for Urban Frequent and Rapid bus routes, and 90% for Trolley and all other bus route categories. Each route is continually evaluated to determine if performance below the target is a result of issues that MTS controls, such as driver performance or scheduling, or situations outside MTS' direct control, such as construction, traffic congestion, and passenger issues. Performance of fixed bus routes is heavily impacted by construction, stop signs and stop lights, and traffic when they travel through high density corridors.

| Route Categories | Service Change Period | | | | | GOAL |
|----------------------------------|-----------------------|------------|-----------|-----------|------------|-------|
| | June 2016 | Sept. 2016 | Jan. 2017 | June 2017 | Sept. 2017 | |
| Urban Frequent | 82.7% | 83.0% | 80.3% | 81.8% | 81.0% | 85.0% |
| Urban Standard | 82.2% | 83.6% | 83.8% | 85.6% | 84.0% | 90.0% |
| Rapid | 89.7% | 88.1% | 84.6% | 85.9% | 84.8% | 85.0% |
| Express | 73.7% | 74.3% | 84.8% | 83.9% | 81.9% | 90.0% |
| Circulator (excl. SVCC) | 83.8% | 83.9% | 79.8% | 79.5% | 89.5% | 90.0% |
| Premium/Rapid Express | 87.1% | 85.9% | 81.0% | 80.9% | 85.2% | 90.0% |
| Rural | n/a | n/a | n/a | n/a | n/a | |
| All Fixed-Route Bus Modes | n/a | n/a | 81.7% | 83.2% | 82.2% | |
| MTS Access | n/a | n/a | n/a | n/a | n/a | |
| Light Rail (Blue, Orange, Green) | 88.2% | 92.0% | 92.8% | 93.0% | 93.4% | 90.0% |
| Light Rail (Silver) | 95.5% | 96.8% | 96.9% | 96.9% | 94.7% | 90.0% |
| All Light Rail Lines | n/a | n/a | n/a | n/a | n/a | 90.0% |

NOTES: Bus OTP remained between 80% and 85% in most categories through most service changes. In the current service period, a seasonal dip has kept any of the categories from meeting their goals. Reduced performance is expected in September and October when schools return to session, workers return from vacations, and traffic congestion increases. Overall, bus OTP continues to be challenged by worsening traffic congestion, roadwork and associated detours, lack of transit priority treatments, and traffic calming measures that slow bus service. Route 7 is MTS' highest ridership route and accounts for 8% of all time checks in the Urban Frequent category. However, it is currently struggling with an OTP percentage in the mid-60s, in large part due to a very significant construction-related detour that is now in its second year. This detour alone represents approximately two OTP percentage points in the Urban Frequent category. Express services such as Routes 60 and 150 struggle with freeway access congestion in the afternoon peak, when buses can experience 10-15 minute delays just getting to the freeway in University City and Kearny Mesa. Trolley service met its goals, benefitting from being largely separated from traffic congestion.

OBJECTIVE | Develop a Sustainable System

The following measures are used to ensure that transit resources are deployed efficiently and do not exceed budgetary constraints. These resources may be increased over the budgeted amounts in order to respond to heavy passenger loads, special events, or unplanned detours due to construction or route changes. They may be lower than budgeted if underperforming services are reduced, or if not all of the planned capacity is required to meet the ridership demand.

METRIC R1 & R2: Weekly Total Scheduled In-Service Hours (R1) & Weekly Total Scheduled In-Service Miles (R2)

| Operator | In-Service Hours (Metric R1) | | | | In-Service Miles (Metric R2) | | |
|--------------------------------|------------------------------|---------------|-------------|--|------------------------------|----------------|-------------|
| | Sept. 2016 | Sept. 2017 | % Change | | Sept. 2016 | Sept. 2017 | % Change |
| MTS Directly-Operated Bus | 12,830 | 12,873 | 0.3% | | 187,671 | 187,843 | 0.1% |
| MTS Contracted Fixed-Route Bus | 14,738 | 14,880 | 1.0% | | 203,159 | 203,379 | 0.1% |
| MTS Access | n/a | n/a | n/a | | n/a | n/a | n/a |
| MTS Light Rail | 2,856 | 2,863 | 0.2% | | 59,388 | 59,414 | 0.0% |
| System | 30,424 | 30,616 | 0.6% | | 450,218 | 450,636 | 0.1% |

NOTES: For the September 2017 schedule, actual scheduled in-service miles and hours remained close to budgeted. However, implementation of major changes of the Transit Optimization Plan starting in January 2018 will impact these 'budget-to-actual' numbers in the second half of the fiscal year.

San Diego Metropolitan Transit System
POLICY 42 PERFORMANCE MONITORING REPORT
FY 2018: JULY 2017 - DECEMBER 2017
Page 4 of 4

Att. A, AI 45, 4/12/18
Date: 4/2/18

METRIC R3: Weekday Peak-Vehicle Requirement

This measure shows the maximum number of vehicles that are on the road at any one time (a weekday peak period) in order to provide the levels of service that have been scheduled.

| Operator | Sept. 2016 | Sept. 2017 | # Change FY17-FY18 |
|--------------------------------|------------|------------|-----------------------|
| MTS Directly-Operated Bus | 232 | 232 | 0 |
| MTS Contracted Fixed-Route Bus | 279 | 283 | 4 |
| MTS Access | 159 | 166 | 7 |
| MTS Light Rail | 96 | 96 | - |

NOTES: An Fixed-route bus service peak vehicle requirements remained largely the same. Trolley's peak car requirement remained consistent between FY17 and FY18. MTS Access' high peak vehicle requirement for FY2018 was unique to October 2017 and doesn't reflect the overall trend of MTS Access ridership, the growth of which has slowed.

METRIC E1: Scheduled In-Service Speeds (MPH) (Weekday)

The scheduled in-service speed shows the average speed for all routes in each given category. In-service route speed has two critical impacts: the customer experience, and operating costs. Faster service is more attractive to riders and improves connectivity by increasing transfer opportunities. Slower service costs more budget and resources to provide the same level of service to customers.

| Route Categories | Sept. 2016 | Sept. 2017 | % Change FY17-FY18 |
|----------------------------------|-------------|-------------|-----------------------|
| Urban Frequent | 12.4 | 12.4 | -0.3% |
| Urban Standard | 14.1 | 14.1 | -0.6% |
| Rapid | 18.2 | 18.1 | -0.7% |
| Express | 21.2 | 20.8 | -2.0% |
| Circulator (incl. SVCC) | 15.2 | 13.7 | -10.0% |
| Premium/Rapid Express | 32.7 | 32.4 | -0.8% |
| Rural | 28.3 | 28.4 | 0.5% |
| All Fixed-Route Bus Modes | 14.2 | 14.1 | -0.8% |
| MTS Light Rail | 20.8 | 20.8 | 0.0% |

NOTES: In-service speeds have remained relatively flat year-over-year, though most categories have shown a slight decline.

METRIC E2: Scheduled In-Service Miles/Total Miles (Weekday)

The 'in-service miles per total miles' ratio is only calculated for MTS in-house operations, as contractors are responsible for bus and driver assignments (runcutting) for MTS Contract Services.

| Operator | Sept. 2016 | Sept. 2017 | % Change FY17-FY18 |
|--------------------------------|------------|------------|-----------------------|
| MTS Directly-Operated Bus | 84.4% | 84.3% | -0.1% |
| MTS Contracted Fixed-Route Bus | n/a | n/a | n/a |
| MTS Light Rail | 99.2% | 99.3% | 0.1% |

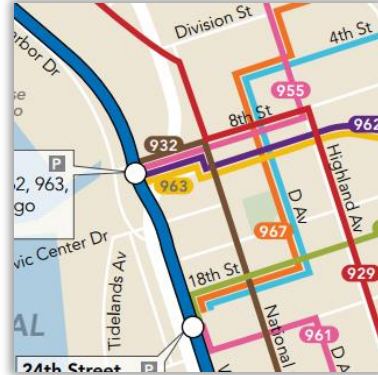
NOTES: Ratios have remained stable over the two service periods reported for MTS Directly-Operated Bus and MTS Trolley operations.

METRIC E3: Scheduled In-Service Hours/Total Hours (Weekday)

As with the mileage statistic, 'in-service hours' per total hours are only calculated for MTS in-house operations.

| Operator | Sept. 2016 | Sept. 2017 | % Change FY17-FY18 |
|--------------------------------|------------|------------|-----------------------|
| MTS Directly-Operated Bus | 75.3% | 75.4% | 0.1% |
| MTS Contracted Fixed-Route Bus | n/a | n/a | n/a |
| MTS Light Rail | 85.5% | 86.0% | 0.5% |

NOTES: The bus ratios remained stable year-to-year while rail operations showed a half percent improvement due to efficiencies in scheduling.



FY 2018 Q2 Performance Monitoring Report

MTS Board of Directors
April 12, 2018



Policy 42 Evaluation Criteria

| CUSTOMER FOCUSED/COMPETITIVE | | INTEGRATED | SUSTAINABLE | |
|--|---|--|--|---|
| PRODUCTIVITY | QUALITY | CONNECTIVITY | RESOURCES | EFFICIENCY |
| <ul style="list-style-type: none"> • Total Passengers • Average Weekday Passengers • Passengers/Revenue Hour • Passengers/In-Service Hour | <ul style="list-style-type: none"> • Passenger Load Factor • On-Time Performance • Accidents/100,000 Miles • Comments/100,000 Passengers • Mean Distance Between Failures | <ul style="list-style-type: none"> • Route Headway • Span-of-Service Consistency • Service Availability | <ul style="list-style-type: none"> • In-Service Miles • In-Service Hours • Peak Vehicle Requirement | <ul style="list-style-type: none"> • In-Service Speed • In-Service/Total Miles • In-Service/Total Hours • Farebox Recovery Ratio • Subsidy/Passenger |

Total Passengers (Q1/Q2 six-month totals)

GOAL: Year-over-year improvement by Route, Category, and System

| Route Categories | FY 2016 <i>July-Dec.</i> | FY 2017 <i>July-Dec.</i> | FY 2018 <i>July-Dec.</i> | % Change FY17-FY18 |
|----------------------------------|-----------------------------|-----------------------------|-----------------------------|-----------------------|
| Urban Frequent | 16,802,906 | 15,668,039 | 14,859,689 | -5.2% |
| Urban Standard | 5,504,334 | 4,930,992 | 4,674,020 | -5.2% |
| Rapid (SuperLoop, 215, 235, 237) | 2,859,324 | 3,058,127 | 2,892,498 | -5.4% |
| Express | 1,029,737 | 1,087,248 | 1,031,193 | -5.2% |
| Circulator | 374,968 | 375,165 | 428,703 | 14.3% |
| Premium/Rapid Express | 145,458 | 140,397 | 142,595 | 1.6% |
| Rural | 36,240 | 36,957 | 42,388 | 14.7% |
| Fixed-Route Bus | 26,752,967 | 25,296,925 | 24,071,086 | -4.8% |
| MTS Access | 260,562 | 267,949 | 256,045 | -4.4% |
| Light Rail | 20,774,082 | 19,261,052 | 18,921,887 | -1.8% |
| System | 47,787,611 | 44,825,926 | 43,249,018 | -3.5% |

| | | | | |
|----------------------------------|----------------|----------------|----------------|-------------|
| <i>Average Weekday Ridership</i> | <i>306,592</i> | <i>287,143</i> | <i>276,731</i> | <i>-3.6</i> |
|----------------------------------|----------------|----------------|----------------|-------------|



Ridership

- **Nationwide trend for past 4 years**
 - Low gas prices, record car sales and registrations
 - Longer commutes
 - Changing community demographics, housing trends
 - New alternatives (TNCs, etc.)
 - Perceptions of security on transit & while waiting
- **No single pattern of loss identified for MTS**
 - Many MTS core network routes continue to decline
 - FY18 shows a flattening of traditional growth areas for MTS
 - Rapid routes, UC San Diego



Passengers Per Revenue Hour (Q1/Q2 six-month totals)

GOAL: Improve route category average

| Route Categories | FY 2016 <i>July-Dec.</i> | FY 2017 <i>July-Dec.</i> | FY 2018 <i>July-Dec.</i> | % Change FY17-FY18 |
|------------------------|-----------------------------|-----------------------------|-----------------------------|-----------------------|
| Urban Frequent | 31.9 | 29.8 | 28.1 | -5.7% |
| Urban Standard | 24.7 | 21.8 | 21.1 | -3.2% |
| Rapid | 31.1 | 32.7 | 30.8 | -5.7% |
| Express | 24.2 | 25.4 | 23.8 | -6.5% |
| Circulator | 16.3 | 14.4 | 13.2 | -8.3% |
| Premium/Rapid Express | 24.9 | 24.6 | 23.9 | -2.8% |
| Rural | 13.3 | 13.7 | 16.4 | 19.7% |
| Fixed-Route Bus | 29.3 | 27.4 | 25.9 | -5.5% |
| MTS Access | 2.1 | 2.0 | 2.0 | -1.0% |
| Light Rail | 238.0 | 220.0 | 216.9 | -1.4% |
| System | 44.8 | 42.4 | 39.2 | -7.5% |



On-Time Performance

GOAL: 85% for Urban Frequent & Rapid, 90% for all other categories

| Route Categories | Service Change | | | | | GOAL |
|----------------------------------|----------------|------------|-----------|-----------|------------|-------|
| | June 2015 | Sept. 2015 | Jan. 2016 | June 2016 | Sept. 2016 | |
| Urban Frequent | 82.7% | 83.0% | 80.3% | 81.8% | 81.0% | 85.0% |
| Urban Standard | 82.2% | 83.6% | 83.8% | 85.6% | 84.0% | 90.0% |
| Rapid | 89.7% | 88.1% | 84.6% | 85.9% | 84.8% | 85.0% |
| Express | 73.7% | 74.3% | 84.8% | 83.9% | 81.9% | 90.0% |
| Circulator | 83.8% | 83.9% | 79.8% | 79.5% | 89.5% | 90.0% |
| Premium/Rapid Express | 87.1% | 85.9% | 81.0% | 80.9% | 85.2% | 90.0% |
| Light Rail (Blue, Orange, Green) | 88.2% | 92.0% | 92.8% | 93.0% | 93.4% | 90.0% |
| Light Rail (Silver) | 95.5% | 96.8% | 96.9% | 96.9% | 94.7% | 90.0% |



Transit Optimization Plan

Major Service Change Implementation

| Phase | # of Routes | Added Frequency | Revised Areas | Stream-lining | Splits | Discontin-uation |
|-------------------|-------------|--|--------------------------------|---------------------------|---------|---------------------------------|
| Jan. 2018 | 38 | 3, 5, 35, 235, 815, 906/907, 950, 955, 992 | El Cajon, Chula Vista (Sunday) | 20, 816, 871/872, 874/875 | 11, 864 | 703, 870, Weekend 204, 854, 923 |
| June 2018 | 14 | 12, 13, 962 | National City, La Mesa | 25, 851, 962 | 7, 905 | n/a |
| Sept. 2018 | 3 | n/a | n/a | n/a | n/a | n/a |
| 2019 - | 5+ | 105, 707 | Clairemont | n/a | n/a | n/a |



Transit Optimization Plan

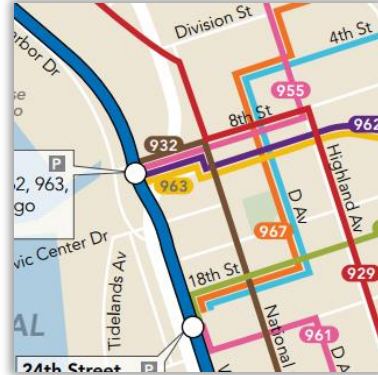
March 2018 (Preliminary Data)

Average Wkdy. Riders, compared to Overall FY2017

- All Routes: **-6.3%**
 - **TOP Routes*: +5.6%**
 - **Non-TOP Routes: -8.0%**

**Routes with added weekday frequency eff. 1/28/18
(Routes 3, 5, 35, 235, 815, 950, 955)*





FY 2018 Q2 Performance Monitoring Report

MTS Board of Directors
April 12, 2018





1255 Imperial Avenue, Suite 1000
San Diego, CA 92101-7490
(619) 231-1466 • FAX (619) 234-3407

Agenda Item No. 46

MEETING OF THE SAN DIEGO METROPOLITAN TRANSIT SYSTEM BOARD OF DIRECTORS

April 12, 2018

SUBJECT:

DESERT LINE STATUS UPDATE (KAREN LANDERS)

INFORMATIONAL ITEM

Budget Impact

None.

DISCUSSION:

On September 21, 2018, MTS entered into an Amended and Restated Lease with Baja California Railroad (BJRR) for the lease and exclusive right to operate freight on the 70-mile Desert Line railroad between Campo and Plaster City.

The BJRR lease requires BJRR to restore the Desert Line to an operating condition, which has been estimated to cost at least \$60 million. Because the BJRR project is intended to accommodate commercial freight railroad operations between the United States and Baja California, a major approval that is still needed for the project to move forward is approval by US and Mexican federal authorities of a rail cargo customs inspection facility (or facilities) at or near the Desert Line border crossing. The MTS-BJRR lease acknowledges this important step and delays the start of all repair milestone time periods until after the construction of a customs inspection facility is approved.

While BJRR continues to work on its construction plans and has hired environmental counsel to help them navigate any required environmental reviews and permits, the current focus of both MTS and BJRR is the customs inspection facility. This process is ongoing. Staff is currently working closely with BJRR, US Customs and Border Protection (CBP), the US State Department, and their Mexican counter-parts (Secretaria de Hacienda y Crédito Publico - Sistema de Administración Tributaria (SAT) and Secretaria de Relaciones Internacionales (SRE)) to identify the facility, equipment and



operational needs of each country. As we work through these needs, we will narrow down the preferred location for an inspection facility in each country and identify how we can work together to create economies and efficiencies. The goal is to work through most issues and needs at the local and staff levels before creating a formal proposal to process through CBP and SAT.

In addition to various informal communications and meetings, representatives from all agencies attended a Desert Line site visit on January 24, 2018. CBP has provided MTS and BJRR with their confidential inspection facility design specifications and assigned staff to provide advice and technical assistance. Site visits to operating rail cargo inspection facilities in Laredo, TX and Eagle Pass, TX took place April 2-3, 2018.

MTS and BJRR will also have staff attending the San Diego Regional Chamber of Commerce Mission Trip to Mexico City on April 15-18, 2018. Staff will meet with various members of SRE, SAT, and other Mexican agencies to brief them on the status of the project and identify any approval processes that are required for binational freight operations to begin.

MTS and BJRR hope to further refine and develop an inspection facility site plan proposal between April and July 2018.

Additional briefings of US and Mexican government officials will take place at meetings of the US-MX Binational Bridges and Border Crossings Group (BBBXG) (delegates from the US and Mexican federal governments, the states of Arizona, California, New Mexico, and Texas, the Mexican states of Baja California, Chihuahua, Coahuila, Nuevo Leon, Sonora, and Tamaulipas participate in these meetings). CBP has requested that MTS and BJRR plan to attend the BBBXG plenary meeting that will take place this summer in Mexico City, and the Western Region BBBXG meeting scheduled for San Diego this fall. This ensures that all interested agencies are aware of the status of the project and their agency needs are addressed in a timely and comprehensive manner.

As the property owner and a public agency, MTS is closely involved in facilitating the customs inspection facility planning process between BJRR and CBP. Although BJRR will be responsible for funding and constructing the facility (after approvals from CBP and SAT), it is important that MTS be involved to ensure that all government needs are addressed and that MTS and BJRR have policies and procedures in place to comply with any requirements once operations begin. To date, all parties involved have been working collaboratively to address both the practical business needs and the important governmental public safety and national security interests that exist at border crossings.

Further briefings will be provided to the Board as the project develops.

/s/ Paul C. Jablonski
Paul C. Jablonski
Chief Executive Officer

Key Staff Contact: Sharon Cooney, 619.557.4513, Sharon.Cooney@sdmts.com

Desert Line Binational Freight Railroad Project

*San Diego Metropolitan Transit System
Baja California Railroad, Inc.*

MTS Board of Directors Meeting
April 12, 2018
Agenda Item No. 46



Desert Line

- Railroad line owned by MTS running through rugged terrain in east county.
- Starts at US-Mexico border near Campo, CA
- Extends 70 miles northeast over 57 bridges and through 17 tunnels to Plaster City, CA in Imperial County
- Right of Way leased to Baja California Rail Road (BJRR)
 - BJRR also has operating rights in Mexico
 - BJRR currently interchanges with SDIY at San Ysidro
- Repair/Rehabilitation Costs estimated at \$60-100 million
 - To be funded by BJRR
 - Includes Customs Inspection Facility (required to be allowed to transfer freight across international border)



San Diego Freight Railroad Corridors




Project would bypass Long Beach/ Los Angeles Route and connect to Union Pacific national freight network as it departs California

Los Angeles
Long Beach
Calexico



San Diego – Tijuana/Tecate Region



Issue # 1: Location and Design of Customs Inspection Facility

- Primary inspection at border tunnel
- Secondary inspection at Campo Yard
- Working closely with CBP to design and site facility
 - Desert Line site visit January 24, 2018
 - Texas Rail Facility site visits April 2-3, 2018
 - Additional Desert Line site visit / team meeting late May/early June



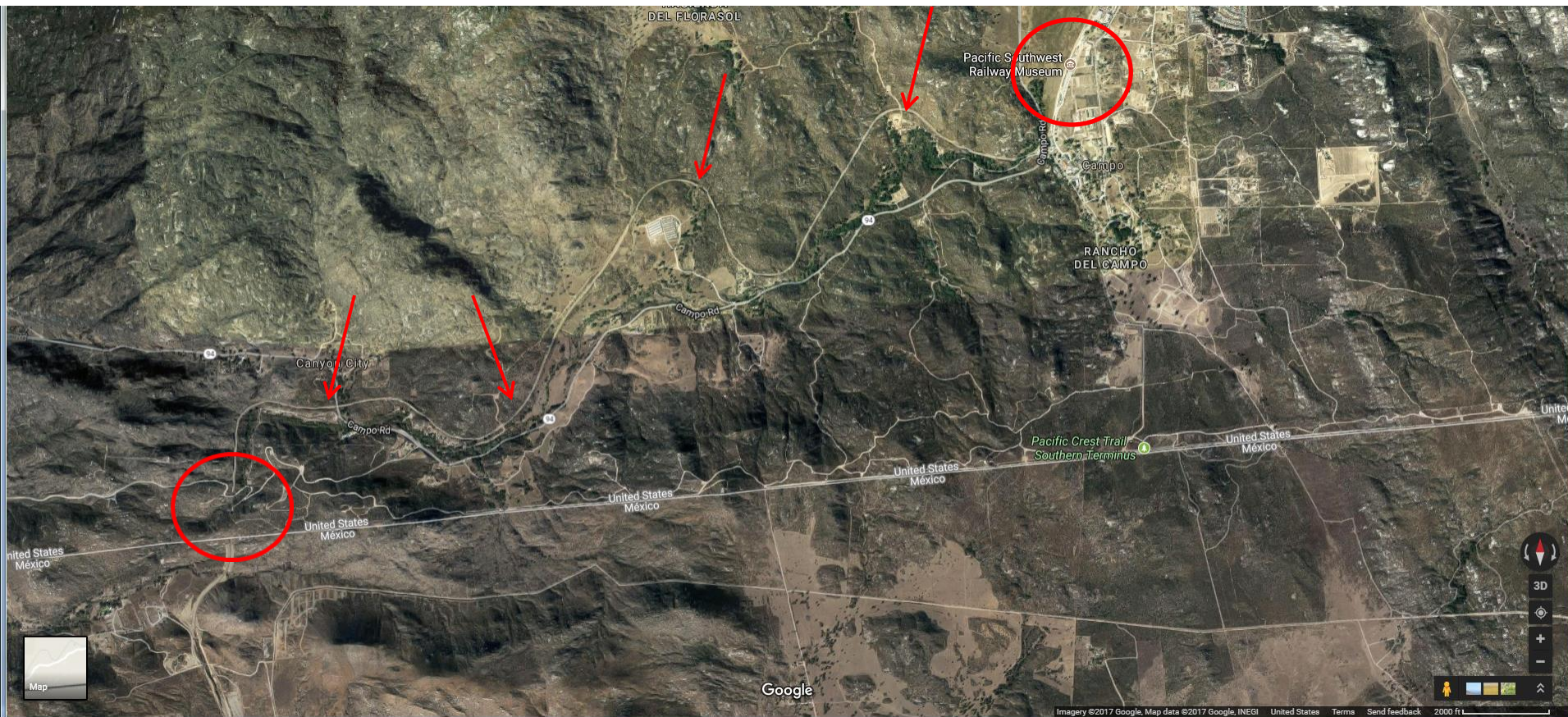
US-Side Border Tunnel



Mexico- Side Border Tunnel



Border Crossing to Campo Yard




Campo Yard



US Border Tunnel Opening:

Footprint:

100 ft long
30-40 ft across



Measure distance
Click on the map to add to your path
Total area: 4,292.17 ft² (398.76 m²)
Total distance: 298.47 ft (90.97 m)

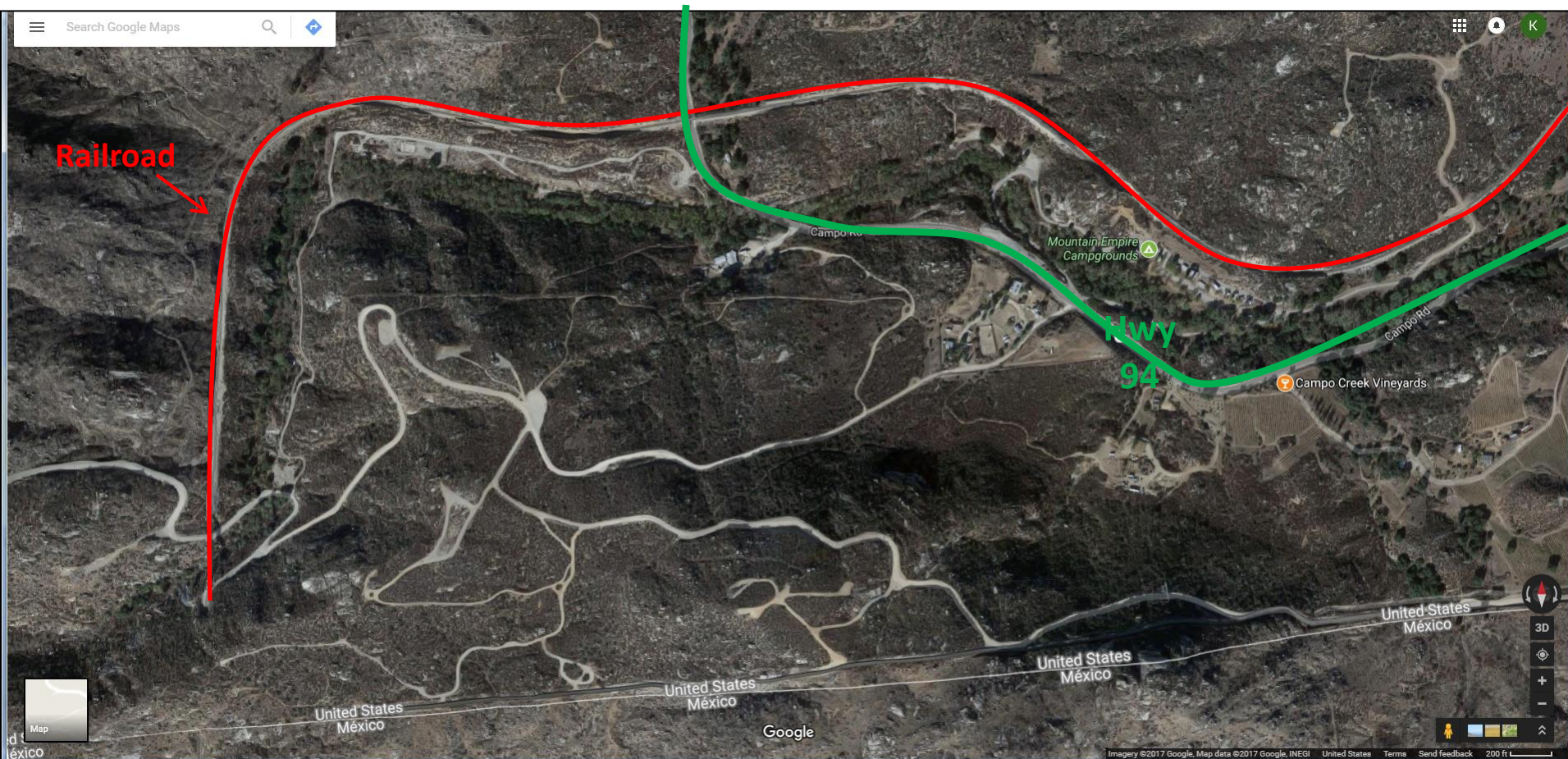


CBP Officer Facilities: Flat Area across bridge from Tunnel

1400 feet long x 40 feet wide

plus bridge = 375 feet long

Issue # 2 – CBP/OFO Access to Xing



CBP / OFO Access

- Need to review CBP Real Property easements
- Identify preferred route
- Do more property rights need to be acquired?
- How to harden access route so tunnel is accessible by OFO 24/7 or at least during freight operations

Issue # 3: OFO Staffing Resources

- Need to identify staffing requirements after operations commence
- Get staffing request in correct pipeline
- Timeline depends on time to design, permit, construct and open Inspection Facility

Process / Outreach

- **Coordination with local CBP Representatives**
 - Border Patrol divisions covering Desert Line
 - El Cajon (tunnel)
 - Campo
 - Boulevard
 - El Centro
 - San Diego OFO / Tecate POE
 - Desert Line site visit Jan 24, 2018
 - Texas Rail Cargo Facility site visits April 2-3, 2018
 - Desert Line site visit planned for late May/early June 2018
- **CBP Washington**
- **SAT Mexico**
- **US State Dept / Tijuana Consulate**
- **MX Consulate / San Diego**
- **International Borders & Waters Commission**
- **SD Regional Chamber of Commerce Mission Trips**
 - September 2017 (Washington DC)
 - April 15-18, 2018 (Mexico City)
- **Binational Borders Bridges and Crossings Group (US/MX)**
 - June 13-14, 2018 (Plenary Meeting in Mexico City)
 - Fall 2018 (Western Region Meeting)



1255 Imperial Avenue, Suite 1000
San Diego, CA 92101-7490
(619) 231-1466 • FAX (619) 234-3407

Agenda Item No. 47

MEETING OF THE SAN DIEGO METROPOLITAN TRANSIT SYSTEM BOARD OF DIRECTORS

April 12, 2018

SUBJECT:

DOCKLESS BIKE UPDATE (SHARON COONEY)

INFORMATIONAL ITEM

Budget Impact

Unknown.

DISCUSSION:

In February 2018, dockless bikes and scooters were introduced to the San Diego region. A “dockless bike” is a for-hire bike or scooter that can be accessed through a smart-phone app. The bike company does not have an established store-front or rental location. Instead, bikes have self-locking mechanisms and GPS tracking and can be picked-up and dropped-off anywhere.

Dockless bike companies in San Diego include LimeBike, Bird, Mobike and Ofo. Seemingly overnight, the bikes appeared in San Diego, including clustered at and around MTS transit stations and bus stops. Recognizing that these bikes can be an important part of MTS’s “first-mile/last-mile” solution, MTS staff has been monitoring the impacts of the bikes on our operations and working to identify a way for bikes to be integrated into the local transit network without undue operational and safety impacts. However, MTS is experiencing some impacts as bikes are left in locations that create impediments to safe and efficient bus and trolley operations.



Staff will provide a presentation to the Board regarding the various impacts that have been identified and efforts staff are pursuing to develop a future policy and procedure regarding dockless bikes.

/s/ Paul C. Jablonski
Paul C. Jablonski
Chief Executive Officer

Key Staff Contact: Sharon Cooney, 619.557.4513, Sharon.Cooney@sdmts.com

Dockless Bike Update

Board of Directors

April 12, 2018



- Dockless bikes and scooters began entering the San Diego market
- Some impact on MTS property, operations
- LimeBike, Bird, Mobike, Ofo, Spin
- Staff has been monitoring the impacts
- Met with shared mobility companies to establish communications, understand their business operations
- Have educated companies on best practices for operating near MTS services
 - Eg. Avoid fare paid zones, no parking in shelters or next to bus blades, keep ADA access points clear, avoid flooding stations with too many bikes, clarify these on websites
 - May assign corrals if it becomes necessary
- Current policies allow MTS to take corrective action if necessary
- However, recognize the potential benefits of these amenities to commuters





ofo

MARCH

unlock your ofo San Diego!



Download & Register.

Download the app to locate the bikes nearby.



Unlock & Ride.

Tap the "unlock" button in the app & scan the QR code on the bike to automatically unlock.



Park & Lock.

When your ride is complete, park safely & legally. Manually lock the bike to end your trip.

where to
PARK



NEAR EXISTING
BIKE RACKS



BESIDE BUS STOPS



BETWEEN SIGNS /
LIGHT POSTS

Please avoid parking in pedestrian right of way and handicap ramps.

ofo



FREE RIDES
all through
MARCH

unlock your ofo San Diego!



Download & Register.

Download the app to locate the bikes nearby.



Unlock & Ride.

Tap the "unlock" button in the app & scan the QR code on the bike to automatically unlock.



Park & Lock.

When your ride is complete, park safely & legally. Manually lock the bike to end your trip.

where to
PARK



NEAR EXISTING
BIKE RACKS



BETWEEN TREES AND
PLANTS IN THE
FURNITURE ZONE





WIDE CORNERS
WITHOUT BLOCKING
ANY RAMP


Please avoid parking in the pedestrian right of way, by ramps, or immediately next to fire hydrants & bus stops. Do not leave bikes on trolleys & busses, on MTS platforms, or outside of ofo's operational area.

ofo











1255 Imperial Avenue, Suite 1000
San Diego, CA 92101-7490
(619) 231-1466 • FAX (619) 234-3407

Agenda Item No. 61

Chief Executive Officer's Report

April 12, 2018

In accordance with Board Policy No. 52, "Procurement of Goods and Services", attached are listings of contracts, purchase orders, and work orders that have been approved within the CEO's authority (up to and including \$100,000) for the period February 27, 2018 through April 2, 2018.

*Please note additional reporting of purchase orders that is now possible with the new SAP Enterprise Resource Planning system.

CEO Travel Report (since last Board meeting)

March 14 – 15: Meetings with San Diego Delegation in Sacramento, CA
March 17 – 20: APTA Legislative Conference in Washington, DC
April 2 – 4: APTA Finance Committee meetings in Washington, DC

Board Member Travel Report (since last Board meeting)

Mona Rios
March 17 – 20: APTA Legislative Conference in Washington,



| EXPENSE CONTRACTS | | | | |
|-------------------|--------------------------------|--|-------------|-----------|
| Doc # | Organization | Subject | Amount | Day |
| G1423.11-12 | PARKER STRAUSS LLP | LEGAL SVC | \$50,000.00 | 2/27/2018 |
| G1455.9-12 | LAUGHLIN, FABLO, LEVY & MORESI | LEGAL SVC - WORKERS COMPS | \$25,000.00 | 2/27/2018 |
| G1838.1-16 | A TO Z ENTERPRISES | TOWING SVC FOR IAD & KMD | \$52,140.00 | 2/27/2018 |
| G1866.3-16 | STEER, DAVIES & GLEAVES, INC. | BUSINESS FORM FOR IOPS | \$26,267.63 | 2/27/2018 |
| G1931.3-16 | NMS MANAGEMENT | EXTENSION DUE TO COURTHOUSE DELAY | \$2,163.70 | 2/27/2018 |
| PWB229.0-17 | NPG, INC | CPD SLURRY & STRIPPING | \$50,209.10 | 2/27/2018 |
| PWL222.3-17 | WEST COAST GENERAL/HMS | COURTHOUSE - HEEL BLOCKS | \$3,891.95 | 2/27/2018 |
| PWL18216121 | HERZOG CONSTRUCTION | BROADWAY WYE TIE REPLACEMENT | \$2,821.50 | 3/2/2018 |
| PWL1821623 | HERZOG CONSTRUCTION | BUILDING INSULATED JOINTS | \$18,240.95 | 3/2/2018 |
| PWL23417-04 | ABC CONSTRUCTION | SDSU SECURITY OFFICE RENOVATIONS | \$19,750.71 | 3/2/2018 |
| PWL235.0172 | HMS CONSTRUCTION | CESAR CHAVEZ CROSSING GATE FOUNDATION | \$4,203.00 | 3/5/2018 |
| L1365.2-17 | ADVANCED TRANSIT SOLUTIONS | ADDITIONAL RAIL ACCESS BOX BRACKETS | \$2,710.40 | 3/8/2018 |
| PWL20416411 | ABC CONSTRUCTION | OCC VIDEO WALL SYSTEM | \$11,953.98 | 3/8/2018 |
| G2075.1-18 | DOKKEN ENGINEERING | INCREASE HOURLY RATES & VARIOUS CHANGE | \$0.00 | 3/15/2018 |
| G2019.0-18 | MC FARLANE PROMOTIONS | CO-MKT FOR LARGE SCALE EVENTS | \$0.00 | 3/16/2018 |
| G2070.0-18 | UC SAN DIEGO HEALTH SYSTEM | OCCUPATIONAL MEDICINE SVC | \$40,397.00 | 3/16/2018 |
| G1946.1-17 | GLOBAL SIGNALS GROUP | INCREASE HOURLY RATES & VARIOUS CHANGES | \$0.00 | 3/19/2018 |
| G1948.1-17 | HNTB CORPORATION | INCREASE HOURLY RATES & VARIOUS CHANGE | \$0.00 | 3/19/2018 |
| G1949.1-17 | JACOBS ENGINEERING | INCREASE HOURLY RATES & VARIOUS CHANGE | \$0.00 | 3/19/2018 |
| G1947.1-17 | HDR ENGINEERING | INCREASE HOURLY RATES & VARIOUS CHANGE | \$0.00 | 3/21/2018 |
| G1953.1-17 | PACIFIC RAILWAY ENTERPRISES | INCREASE HOURLY RATES & VARIOUS CHANGE | \$0.00 | 3/21/2018 |
| G1947.17091 | HDR ENGINEERING | TIME EXTENSION | \$0.00 | 3/23/2018 |
| PWG251.0-18 | ROOFING SERVICE INTERNATIONAL | ON CALL ROOF REPAIR SVC | \$17,570.55 | 3/23/2018 |
| G149313312 | KIMLEY HORN ASSOCIATES | KMD PAVEMENT REHABILITATION | \$28,700.00 | 3/26/2018 |
| G1949.01717 | JACOBS ENGINEERING | 8TH ST PIER CAP REPAIRS | \$50,193.76 | 3/26/2018 |
| G2099.0-18 | SAN DIEGO EARTH WORKS | MKT PARTNERSHIP TO PROMOTE EARTH FAIR 18 | \$3,600.00 | 3/27/2018 |

| REVENUE CONTRACTS & MOUs | | | | |
|--------------------------|-----------------------------------|---|-------------|-----------|
| Doc # | Organization | Subject | Amount | Day |
| L09011064 | BRICEHOUSE STATION LLC | THE WHISTLE STOP CAFÉ | \$600.00 | 2/27/2018 |
| L1435.0-18 | SD HALF MARATHON | ROE - SD HALF MARATHON MARCH 11, 2018 | \$750.00 | 2/27/2018 |
| S200-17-653 | CITY OF LA MESA | SPRING ST SIDEWALK EASEMENT | \$0.00 | 2/28/2018 |
| L1445.0-18 | SCHMIDT FIRE PROTECTION | ROE - MILLS BUILDING FIRE SYSTEM | \$750.00 | 3/1/2018 |
| L5808.0-18 | KTA CONSTRUCTION | JROE CITY OF SD SEWER GROUP 835 PROJECT | \$3,750.00 | 3/2/2018 |
| L1452.0-18 | SUNDANCE STAGE LINES | ROE - NATIONAL CITY MARIACHI FESTIVAL | \$0.00 | 3/5/2018 |
| L090101065 | BRICEHOUSE STATION | BIRD RIDES | \$1,000.00 | 3/6/2018 |
| L1453.0-18 | PRIME TIME SPORTS & ENTERTAINMENT | ROE - CLUB AMERICA MASCOT | \$0.00 | 3/8/2018 |
| L6775.0-18 | MICHAEL POWER | JROE - MCCT IMPROVEMENT | \$1,500.00 | 3/13/2018 |
| G2020.0-18Z | BALBOA PARK CONSERVANCY | PARTNERSHIP TO PROMOTE BALBOA PARK | \$0.00 | 3/14/2018 |
| G2022.0-18Z | HISTORIC OLD TOWN COMMUNITY | PARTNERSHIP TO PROMOTE FIESTA OLD TOWN | \$0.00 | 3/14/2018 |
| G2025.0-18Z | ORANGE EMPIRE RAILWAY MUSEUM | TRANSFER OWNERSHIP TO SIEMENS DUEWAG U2 | \$0.00 | 3/14/2018 |
| G2026.0-18 | CIVIC SAN DIEGO | GREYHOUND TERMINAL PERMIT EXTENSION | \$0.00 | 3/15/2018 |
| L1436.0-18 | CITY OF NATIONAL CITY | LICENSE - WAYFINDING MAP SIGNS INSTALLATION | \$0.00 | 3/20/2018 |
| M6715.1-16 | HENKELS & MCCOY | ROE - TIME EXTENSION & UPDATED | \$750.00 | 3/20/2018 |
| G2021.0-18 | EAST VILLAGE ASSOCIATION | PARTNERSHIP TO PROMOTE DAY BLOCK PARKY | \$0.00 | 3/21/2018 |
| L1447.0-18 | ALTA 1919 HOLDING | INSTALL SEWER LATERAL CONNECTION | \$1,500.00 | 3/23/2018 |
| L090101066 | BRICEHOUSE STATION | MARITZ TRAVEL - KIA RIDE | \$14,000.00 | 3/26/2018 |
| L6755.1-17 | AMEC FOSTER WHEELER | ROE - EXTENSION TIME | \$0.00 | 3/26/2018 |

| Purchase Orders | | | | |
|-----------------|-----------|-------------------------------------|---------------------------|-----------|
| PO Number | PO Date | Name | Material Group | PO Value |
| 4400000269 | 3/8/2018 | W.W. Grainger Inc | B250-BUS REPAIR PARTS | 22.61 |
| 4400000270 | 3/19/2018 | W.W. Grainger Inc | G130-SHOP TOOLS | 646.85 |
| 4400000271 | 3/22/2018 | W.W. Grainger Inc | M180-STATION ELECTRICAL | 923.79 |
| 4400000272 | 3/22/2018 | W.W. Grainger Inc | M180-STATION ELECTRICAL | 291.59 |
| 4400000273 | 3/23/2018 | Mcmaster-Carr Supply Co | B250-BUS REPAIR PARTS | 86.30 |
| 4500017221 | 2/27/2018 | Citywide Auto Glass Inc | R120-RAIL/LRV CAR BODY | 586.16 |
| 4500017222 | 2/27/2018 | Professional Contractors Supplies | G140-SHOP SUPPLIES | 431.84 |
| 4500017223 | 2/27/2018 | Ansaldo Sts Usa Inc | M130-CROSSING MECHANISM | 302.56 |
| 4500017224 | 2/27/2018 | Supreme Oil Company | A120-AUTO/TRUCK GASOLINE | 2,077.61 |
| 4500017225 | 2/27/2018 | Transit Holdings Inc | B130-BUS BODY | 1,329.25 |
| 4500017226 | 2/27/2018 | Cummins Pacific LLC | B200-BUS PWR TRAIN EQUIP | 26,314.43 |
| 4500017227 | 2/27/2018 | Mark Carass | C130-CONSTRUCTION SVCS | 1,640.00 |
| 4500017228 | 2/27/2018 | W.W. Grainger Inc | G180-JANITORIAL SUPPLIES | 301.14 |
| 4500017229 | 2/27/2018 | Reefco LLC | B110-BUS HVAC SYSTEMS | 1,625.81 |
| 4500017230 | 2/27/2018 | Industrial Maintenance Supply LLC | G150-FASTENERS | 260.76 |
| 4500017231 | 2/27/2018 | Dunn-Edwards Corporation | F110-SHOP/BLDG MACHINERY | 180.24 |
| 4500017232 | 2/27/2018 | Mouser Electronics Inc | B250-BUS REPAIR PARTS | 156.84 |
| 4500017233 | 2/27/2018 | Gillig LLC | B250-BUS REPAIR PARTS | 128.13 |
| 4500017234 | 2/27/2018 | W.W. Grainger Inc | F110-SHOP/BLDG MACHINERY | 574.31 |
| 4500017235 | 2/27/2018 | Midwest Bus Corporation | B130-BUS BODY | 273.41 |
| 4500017236 | 2/27/2018 | Waxie Sanitary Supply Inc | G180-JANITORIAL SUPPLIES | 1,983.35 |
| 4500017237 | 2/27/2018 | Jankovich Company | G170-LUBRICANTS | 3,004.61 |
| 4500017238 | 2/27/2018 | Western-Cullen-Hayes Inc | M130-CROSSING MECHANISM | 224.82 |
| 4500017239 | 2/27/2018 | Franklin Covey Client Sales Inc | P490-MANAGEMENT TRAINING | 19,000.00 |
| 4500017240 | 2/27/2018 | The Gordian Group, Inc. | T110-TRACK, RAIL | 249.37 |
| 4500017241 | 2/27/2018 | Siemens Industry Inc | R180-RAIL/LRV LIGHTING | 1,567.11 |
| 4500017242 | 2/27/2018 | Staples Contract & Commercial Inc | G200-OFFICE SUPPLIES | 775.76 |
| 4500017243 | 2/27/2018 | Staples Contract & Commercial Inc | G210-OFFICE FURNITURE | 497.81 |
| 4500017244 | 2/27/2018 | Cummins Pacific LLC | P190-REV VEHICLE REPAIRS | 3,473.58 |
| 4500017245 | 2/27/2018 | Tri-Signal Integration Inc | F110-SHOP/BLDG MACHINERY | 170.00 |
| 4500017246 | 2/27/2018 | R.B. Hornberger Co Inc | T140-TRACK, TURNOUTS | 3,409.25 |
| 4500017247 | 2/27/2018 | Allied Electronics Inc | R170-RAIL/LRV HVAC | 719.43 |
| 4500017248 | 2/27/2018 | Resa Power LLC | M110-SUB STATION | 57,750.00 |
| 4500017249 | 2/27/2018 | M Power Truck & Diesel Repair | P210-NON-REV VEH REPAIRS | 2,182.52 |
| 4500017250 | 2/27/2018 | Dunn-Edwards Corporation | F110-SHOP/BLDG MACHINERY | 37.09 |
| 4500017251 | 2/27/2018 | Chromate Industrial Corporation | G150-FASTENERS | 656.70 |
| 4500017252 | 2/27/2018 | Rush Truck Centers of California | B110-BUS HVAC SYSTEMS | 3,017.00 |
| 4500017253 | 2/27/2018 | Louis Sardo Upholstery Inc | B130-BUS BODY | 1,644.54 |
| 4500017254 | 2/27/2018 | Culligan of San Diego | G140-SHOP SUPPLIES | 1,917.60 |
| 4500017255 | 2/27/2018 | Home Depot USA Inc | F180-BUILDING MATERIALS | 295.65 |
| 4500017256 | 2/27/2018 | CDW LLC | I110-INFORMATION TECH | 94.66 |
| 4500017257 | 2/27/2018 | National Conflict Resolution Center | P310-ADVERTISING SERVICES | 500.00 |
| 4500017258 | 2/27/2018 | Steven Timme | G110-BUS/TROLLEY SIGNAGE | 632.88 |
| 4500017259 | 2/27/2018 | Bocks Awards Inc | G250-NOVELTIES & AWARDS | 991.23 |
| 4500017260 | 2/28/2018 | Gillig LLC | B140-BUS CHASSIS | 474.60 |
| 4500017261 | 2/28/2018 | Geiger Bros | G250-NOVELTIES & AWARDS | 589.44 |
| 4500017262 | 2/28/2018 | Industrial Maintenance Supply LLC | G150-FASTENERS | 82.33 |
| 4500017263 | 2/28/2018 | Southcoast Heating & Air | F110-SHOP/BLDG MACHINERY | 318.00 |
| 4500017264 | 2/28/2018 | Cummins Pacific LLC | B200-BUS PWR TRAIN EQUIP | 2,903.14 |
| 4500017265 | 2/28/2018 | Transit Holdings Inc | B200-BUS PWR TRAIN EQUIP | 2,907.33 |
| 4500017266 | 2/28/2018 | Don Oleson Inc | B200-BUS PWR TRAIN EQUIP | 2,302.00 |
| 4500017267 | 2/28/2018 | Cummins Pacific LLC | B200-BUS PWR TRAIN EQUIP | 1,871.79 |
| 4500017268 | 2/28/2018 | Supreme Oil Company | A120-AUTO/TRUCK GASOLINE | 2,071.44 |
| 4500017269 | 2/28/2018 | The Truck Lighthouse | R120-RAIL/LRV CAR BODY | 317.56 |
| 4500017270 | 2/28/2018 | Transit Holdings Inc | B140-BUS CHASSIS | 1,699.39 |
| 4500017271 | 2/28/2018 | Transit Holdings Inc | B250-BUS REPAIR PARTS | 334.29 |
| 4500017272 | 2/28/2018 | Gillig LLC | B250-BUS REPAIR PARTS | 1,855.54 |
| 4500017273 | 2/28/2018 | Vern Rose Inc | G140-SHOP SUPPLIES | 218.62 |

| Purchase Orders | | | | |
|-----------------|-----------|-----------------------------------|---------------------------|-----------|
| PO Number | PO Date | Name | Material Group | PO Value |
| 4500017274 | 2/28/2018 | Mohawk Mfg & Supply Co | B140-BUS CHASSIS | 986.22 |
| 4500017275 | 2/28/2018 | Soco Group Inc | B180-BUS DIESEL | 7,596.38 |
| 4500017277 | 3/1/2018 | Golden State Supply LLC | P210-NON-REV VEH REPAIRS | 118.01 |
| 4500017278 | 3/1/2018 | Siemens Industry Inc | M140-WAYSIDE SIGNALS | 463.33 |
| 4500017279 | 3/1/2018 | OneSource Distributors, LLC | F130-VEH HOISTS, JACKS | 191.33 |
| 4500017280 | 3/1/2018 | Home Depot USA Inc | G130-SHOP TOOLS | 899.35 |
| 4500017281 | 3/1/2018 | Charter Industrial Supply Inc | B200-BUS PWR TRAIN EQUIP | 453.97 |
| 4500017282 | 3/1/2018 | San Diego Friction Products, Inc. | B140-BUS CHASSIS | 2,903.77 |
| 4500017283 | 3/1/2018 | Mcmaster-Carr Supply Co | F110-SHOP/BLDG MACHINERY | 18.44 |
| 4500017284 | 3/1/2018 | Transit Holdings Inc | B250-BUS REPAIR PARTS | 1,501.11 |
| 4500017285 | 3/1/2018 | W.W. Grainger Inc | B250-BUS REPAIR PARTS | 106.28 |
| 4500017286 | 3/1/2018 | Kingsbury Uniforms Inc | G240-UNIFORM PROCUREMENT | 2,999.00 |
| 4500017287 | 3/1/2018 | Freeby Signs | B250-BUS REPAIR PARTS | 240.50 |
| 4500017288 | 3/1/2018 | Vinyard Doors | F110-SHOP/BLDG MACHINERY | 888.00 |
| 4500017289 | 3/1/2018 | Southcoast Heating & Air | F110-SHOP/BLDG MACHINERY | 318.00 |
| 4500017290 | 3/1/2018 | Cummins Pacific LLC | P190-REV VEHICLE REPAIRS | 1,050.00 |
| 4500017291 | 3/1/2018 | Supreme Oil Company | A120-AUTO/TRUCK GASOLINE | 2,052.95 |
| 4500017292 | 3/1/2018 | Tennant Sales & Serv Co | P130-EQUIP MAINT REPR SVC | 2,732.17 |
| 4500017293 | 3/1/2018 | Steven Timme | G230-PRINTED MATERIALS | 967.20 |
| 4500017294 | 3/1/2018 | Siemens Industry Inc | M140-WAYSIDE SIGNALS | 1,442.78 |
| 4500017295 | 3/1/2018 | National Railway Supply LLC | M130-CROSSING MECHANISM | 6,681.55 |
| 4500017296 | 3/2/2018 | Ansaldo Sts Usa Inc | M130-CROSSING MECHANISM | 302.56 |
| 4500017297 | 3/2/2018 | Schunk Carbon Technology LLC | R190-RAIL/LRV PANTOGRAPH | 7,436.54 |
| 4500017298 | 3/2/2018 | Muncie Transit Supply | B200-BUS PWR TRAIN EQUIP | 414.29 |
| 4500017299 | 3/2/2018 | Supreme Oil Company | A120-AUTO/TRUCK GASOLINE | 22,973.87 |
| 4500017300 | 3/2/2018 | R.B. Hornberger Co Inc | M150-PWR SWITCHES/LOCKS | 1,055.95 |
| 4500017301 | 3/2/2018 | Reid and Clark Screen Arts Co | R120-RAIL/LRV CAR BODY | 540.48 |
| 4500017302 | 3/2/2018 | Soco Group Inc | A120-AUTO/TRUCK GASOLINE | 3,669.28 |
| 4500017303 | 3/2/2018 | Siemens Industry Inc | R220-RAIL/LRV TRUCKS | 13,042.98 |
| 4500017304 | 3/2/2018 | Shilpark Paint Corp. | G160-PAINTS & CHEMICALS | 1,297.85 |
| 4500017305 | 3/2/2018 | Neopost USA Inc | G220-OFFICE EQUIPMENT | 396.45 |
| 4500017306 | 3/2/2018 | ADT LLC | P110-BLDG MAINTENANCE | 921.57 |
| 4500017307 | 3/2/2018 | W.W. Grainger Inc | G140-SHOP SUPPLIES | 83.07 |
| 4500017308 | 3/2/2018 | Mcmaster-Carr Supply Co | F110-SHOP/BLDG MACHINERY | 114.27 |
| 4500017309 | 3/2/2018 | Transit Holdings Inc | B250-BUS REPAIR PARTS | 1,504.77 |
| 4500017310 | 3/2/2018 | Gillig LLC | B250-BUS REPAIR PARTS | 618.76 |
| 4500017311 | 3/2/2018 | Cummins Pacific LLC | B250-BUS REPAIR PARTS | 69.72 |
| 4500017312 | 3/2/2018 | West-Lite Supply Co Inc | R180-RAIL/LRV LIGHTING | 527.27 |
| 4500017313 | 3/2/2018 | Airgas Inc | G190-SAFETY/MED SUPPLIES | 2,311.66 |
| 4500017314 | 3/2/2018 | Mohawk Mfg & Supply Co | B140-BUS CHASSIS | 1,186.10 |
| 4500017315 | 3/2/2018 | M Power Truck & Diesel Repair | P130-EQUIP MAINT REPR SVC | 893.91 |
| 4500017316 | 3/2/2018 | Ismael Frausto | R120-RAIL/LRV CAR BODY | 569.24 |
| 4500017317 | 3/2/2018 | Transit Holdings Inc | B120-BUS MECHANICAL PARTS | 3,216.48 |
| 4500017318 | 3/2/2018 | Communications Usa Inc | P210-NON-REV VEH REPAIRS | 3,339.96 |
| 4500017319 | 3/2/2018 | Kenneth Place | P130-EQUIP MAINT REPR SVC | 895.46 |
| 4500017320 | 3/5/2018 | Industrial Maintenance Supply LLC | G150-FASTENERS | 63.20 |
| 4500017321 | 3/5/2018 | E W Truck & Equipment Co Inc | B120-BUS MECHANICAL PARTS | 212.96 |
| 4500017322 | 3/5/2018 | JKL Cleaning Systems | P130-EQUIP MAINT REPR SVC | 2,077.96 |
| 4500017323 | 3/5/2018 | Staples Contract & Commercial Inc | G200-OFFICE SUPPLIES | 405.24 |
| 4500017324 | 3/5/2018 | OHCC, A Medical Corporation | P470-NEW EE TESTING | 175.00 |
| 4500017325 | 3/5/2018 | David Bueltel | G230-PRINTED MATERIALS | 502.00 |
| 4500017326 | 3/5/2018 | R.S. Hughes Co Inc | B130-BUS BODY | 803.45 |
| 4500017327 | 3/5/2018 | Cubic Transportation Systems | G290-FARE REVENUE EQUIP | 7,607.15 |
| 4500017328 | 3/5/2018 | Gillig LLC | B250-BUS REPAIR PARTS | 78.98 |
| 4500017329 | 3/5/2018 | R.S. Hughes Co Inc | G140-SHOP SUPPLIES | 157.49 |
| 4500017330 | 3/5/2018 | Willy's Electronic Supply Co | B250-BUS REPAIR PARTS | 217.23 |
| 4500017331 | 3/5/2018 | Mcmaster-Carr Supply Co | F110-SHOP/BLDG MACHINERY | 31.33 |
| 4500017332 | 3/5/2018 | Staples Contract & Commercial Inc | G220-OFFICE EQUIPMENT | 235.29 |

| Purchase Orders | | | | |
|-----------------|----------|-----------------------------------|---------------------------|-----------|
| PO Number | PO Date | Name | Material Group | PO Value |
| 4500017333 | 3/5/2018 | Knorr Brake Company | R120-RAIL/LRV CAR BODY | 30,650.57 |
| 4500017334 | 3/5/2018 | Reid and Clark Screen Arts Co | R120-RAIL/LRV CAR BODY | 526.39 |
| 4500017335 | 3/5/2018 | Transit Holdings Inc | B130-BUS BODY | 3,277.28 |
| 4500017336 | 3/5/2018 | Supreme Oil Company | A120-AUTO/TRUCK GASOLINE | 2,083.77 |
| 4500017337 | 3/5/2018 | B & S Graphics Inc | B250-BUS REPAIR PARTS | 930.96 |
| 4500017338 | 3/5/2018 | ASPEN Refrigerants Inc | R170-RAIL/LRV HVAC | 182.10 |
| 4500017339 | 3/5/2018 | Transit Holdings Inc | B250-BUS REPAIR PARTS | 2,573.10 |
| 4500017340 | 3/5/2018 | Brian Pusey | F110-SHOP/BLDG MACHINERY | 817.83 |
| 4500017341 | 3/5/2018 | Jeyco Products Inc | G130-SHOP TOOLS | 77.34 |
| 4500017342 | 3/5/2018 | Smart Car Care Products Inc | R240-RAIL/LRV REPR PARTS | 294.08 |
| 4500017343 | 3/5/2018 | Cummins Pacific LLC | B200-BUS PWR TRAIN EQUIP | 2,542.90 |
| 4500017345 | 3/5/2018 | Mohawk Mfg & Supply Co | B140-BUS CHASSIS | 41.94 |
| 4500017346 | 3/5/2018 | Rush Truck Centers of California | B140-BUS CHASSIS | 614.18 |
| 4500017347 | 3/5/2018 | Rush Truck Centers of California | B200-BUS PWR TRAIN EQUIP | 2,672.21 |
| 4500017348 | 3/5/2018 | W.W. Grainger Inc | P280-GENERAL SVC AGRMNTS | 1,015.91 |
| 4500017349 | 3/5/2018 | Team One Repair Inc | G290-FARE REVENUE EQUIP | 163.97 |
| 4500017350 | 3/5/2018 | Global Power Group Inc | G180-JANITORIAL SUPPLIES | 1,372.74 |
| 4500017351 | 3/6/2018 | Staples Contract & Commercial Inc | G200-OFFICE SUPPLIES | 135.77 |
| 4500017353 | 3/6/2018 | Sportworks Northwest Inc | B130-BUS BODY | 275.84 |
| 4500017357 | 3/6/2018 | Romaine Electric Corporation | B160-BUS ELECTRICAL | 6,187.03 |
| 4500017358 | 3/6/2018 | Cardiac Science Corporation | G200-OFFICE SUPPLIES | 902.78 |
| 4500017359 | 3/6/2018 | W.W. Grainger Inc | B130-BUS BODY | 299.52 |
| 4500017360 | 3/6/2018 | Supreme Oil Company | A120-AUTO/TRUCK GASOLINE | 2,089.94 |
| 4500017361 | 3/6/2018 | Ace Uniforms & Accessories | G240-UNIFORM PROCUREMENT | 172.36 |
| 4500017362 | 3/6/2018 | Gillig LLC | B160-BUS ELECTRICAL | 2,362.85 |
| 4500017363 | 3/6/2018 | Gillig LLC | B160-BUS ELECTRICAL | 940.09 |
| 4500017364 | 3/6/2018 | Transit Holdings Inc | B130-BUS BODY | 1,870.19 |
| 4500017365 | 3/6/2018 | Cummins Pacific LLC | B200-BUS PWR TRAIN EQUIP | 2,223.12 |
| 4500017366 | 3/6/2018 | Vern Rose Inc | G160-PAINTS & CHEMICALS | 183.07 |
| 4500017367 | 3/6/2018 | Golden State Supply LLC | G130-SHOP TOOLS | 110.45 |
| 4500017368 | 3/6/2018 | Cummins Pacific LLC | B250-BUS REPAIR PARTS | 1,761.77 |
| 4500017369 | 3/6/2018 | Mission Janitorial Supplies | G140-SHOP SUPPLIES | 100.21 |
| 4500017370 | 3/6/2018 | Mohawk Mfg & Supply Co | B120-BUS MECHANICAL PARTS | 1,225.94 |
| 4500017371 | 3/6/2018 | Airgas Inc | R160-RAIL/LRV ELECTRICAL | 1,050.82 |
| 4500017372 | 3/6/2018 | HI-TEC Enterprises | R220-RAIL/LRV TRUCKS | 10,713.59 |
| 4500017373 | 3/6/2018 | Siemens Industry Inc | R120-RAIL/LRV CAR BODY | 1,593.63 |
| 4500017374 | 3/6/2018 | Louis Sardo Upholstery Inc | B130-BUS BODY | 1,883.74 |
| 4500017375 | 3/6/2018 | Transit Holdings Inc | B140-BUS CHASSIS | 1,779.13 |
| 4500017376 | 3/6/2018 | Soco Group Inc | B180-BUS DIESEL | 7,566.68 |
| 4500017377 | 3/6/2018 | OPW Fueling Components | B200-BUS PWR TRAIN EQUIP | 1,012.65 |
| 4500017378 | 3/6/2018 | Gillig LLC | B130-BUS BODY | 75.08 |
| 4500017379 | 3/6/2018 | Mcmaster-Carr Supply Co | B250-BUS REPAIR PARTS | 219.20 |
| 4500017380 | 3/6/2018 | R.B. Hornberger Co Inc | G140-SHOP SUPPLIES | 1,122.86 |
| 4500017381 | 3/6/2018 | W.W. Grainger Inc | F110-SHOP/BLDG MACHINERY | 30.04 |
| 4500017382 | 3/6/2018 | R.S. Hughes Co Inc | G140-SHOP SUPPLIES | 662.13 |
| 4500017383 | 3/6/2018 | Ismael Frausto | R160-RAIL/LRV ELECTRICAL | 536.60 |
| 4500017384 | 3/6/2018 | Allied Refrigeration Inc | R170-RAIL/LRV HVAC | 53.88 |
| 4500017385 | 3/6/2018 | Schunk Carbon Technology LLC | R190-RAIL/LRV PANTOGRAPH | 33,019.99 |
| 4500017386 | 3/6/2018 | Kustom Seating Unlimited Inc | B130-BUS BODY | 8,004.47 |
| 4500017388 | 3/6/2018 | Paragon Magnadata Inc. | G280-FARE MATERIALS | 97,298.25 |
| 4500017389 | 3/6/2018 | Steven Timme | G110-BUS/TROLLEY SIGNAGE | 206.02 |
| 4500017390 | 3/6/2018 | EtherWAN Systems Inc | I110-INFORMATION TECH | 970.36 |
| 4500017391 | 3/6/2018 | CDW LLC | I110-INFORMATION TECH | 2,483.43 |
| 4500017392 | 3/6/2018 | All The King's Flags | G110-BUS/TROLLEY SIGNAGE | 622.37 |
| 4500017393 | 3/6/2018 | B&H Photo & Electronics Corp | I110-INFORMATION TECH | 728.44 |
| 4500017394 | 3/6/2018 | Cellco Partnership | I120-INFO TECH, SVCS | 2,005.92 |
| 4500017395 | 3/7/2018 | Psiber Data Systems Inc | I110-INFORMATION TECH | 245.00 |
| 4500017396 | 3/7/2018 | W.W. Grainger Inc | G140-SHOP SUPPLIES | 699.08 |

| Purchase Orders | | | | |
|-----------------|----------|-----------------------------------|---------------------------|-----------|
| PO Number | PO Date | Name | Material Group | PO Value |
| 4500017397 | 3/7/2018 | Muncie Transit Supply | B110-BUS HVAC SYSTEMS | 2,832.41 |
| 4500017398 | 3/7/2018 | Transit Holdings Inc | B140-BUS CHASSIS | 6,202.07 |
| 4500017399 | 3/7/2018 | Kurt Morgan | G200-OFFICE SUPPLIES | 2,617.95 |
| 4500017400 | 3/7/2018 | Transit Holdings Inc | B120-BUS MECHANICAL PARTS | 4,472.88 |
| 4500017401 | 3/7/2018 | Supreme Oil Company | A120-AUTO/TRUCK GASOLINE | 2,108.43 |
| 4500017402 | 3/7/2018 | Herzog Contracting Co | T110-TRACK, RAIL | 18,240.95 |
| 4500017403 | 3/7/2018 | ABC Construction Co., Inc. | C110-GENERAL CONTRACTORS | 19,950.21 |
| 4500017404 | 3/7/2018 | The Gordian Group, Inc. | C120-SPECIALTY CONTRACTOR | 588.53 |
| 4500017405 | 3/7/2018 | HMS Construction Inc | C130-CONSTRUCTION SVCS | 4,203.00 |
| 4500017406 | 3/7/2018 | Annex Automotive and | F120-BUS/LRV PAINT BOOTHS | 10,556.65 |
| 4500017407 | 3/7/2018 | Transit Holdings Inc | B140-BUS CHASSIS | 18,261.28 |
| 4500017408 | 3/7/2018 | Airgas Inc | G140-SHOP SUPPLIES | 1,518.14 |
| 4500017409 | 3/7/2018 | OneSource Distributors, LLC | G130-SHOP TOOLS | 1,177.36 |
| 4500017410 | 3/7/2018 | Golden State Supply LLC | G140-SHOP SUPPLIES | 11.08 |
| 4500017411 | 3/7/2018 | Prudential Overall Supply | G180-JANITORIAL SUPPLIES | 7,831.27 |
| 4500017412 | 3/7/2018 | 3rd Generation Embroidery, Inc. | P540-MAINTENANCE TRAINING | 1,115.54 |
| 4500017413 | 3/7/2018 | Carlson & Beauloye Machine Shop | R140-RAIL/LRV DOORS/RAMP | 1,635.00 |
| 4500017414 | 3/7/2018 | W.W. Grainger Inc | G140-SHOP SUPPLIES | 1,628.21 |
| 4500017415 | 3/7/2018 | Cummins Pacific LLC | B250-BUS REPAIR PARTS | 1,612.15 |
| 4500017416 | 3/7/2018 | Cummins Pacific LLC | B250-BUS REPAIR PARTS | 1,897.94 |
| 4500017417 | 3/8/2018 | Steven Timme | G110-BUS/TROLLEY SIGNAGE | 410.32 |
| 4500017418 | 3/8/2018 | Steven Timme | G230-PRINTED MATERIALS | 598.62 |
| 4500017419 | 3/8/2018 | Gillig LLC | B250-BUS REPAIR PARTS | 80.49 |
| 4500017420 | 3/8/2018 | W.W. Grainger Inc | G140-SHOP SUPPLIES | 716.95 |
| 4500017421 | 3/8/2018 | Allied Refrigeration Inc | B250-BUS REPAIR PARTS | 202.03 |
| 4500017422 | 3/8/2018 | Brian Pusey | F110-SHOP/BLDG MACHINERY | 312.79 |
| 4500017423 | 3/8/2018 | Transit Holdings Inc | B250-BUS REPAIR PARTS | 1,532.27 |
| 4500017424 | 3/8/2018 | Supreme Oil Company | A120-AUTO/TRUCK GASOLINE | 2,077.61 |
| 4500017425 | 3/8/2018 | Dunn-Edwards Corporation | F110-SHOP/BLDG MACHINERY | 42.13 |
| 4500017426 | 3/8/2018 | Transit Holdings Inc | B250-BUS REPAIR PARTS | 1,452.05 |
| 4500017427 | 3/8/2018 | Transit Products and Services | B130-BUS BODY | 5,926.25 |
| 4500017428 | 3/8/2018 | Don Oleson Inc | B200-BUS PWR TRAIN EQUIP | 4,902.69 |
| 4500017429 | 3/8/2018 | Kiel NA LLC | B130-BUS BODY | 780.65 |
| 4500017430 | 3/8/2018 | The Truck Lighthouse | B160-BUS ELECTRICAL | 272.50 |
| 4500017431 | 3/8/2018 | IPC (USA), Inc. | A120-AUTO/TRUCK GASOLINE | 24,046.58 |
| 4500017432 | 3/8/2018 | Romaine Electric Corporation | B160-BUS ELECTRICAL | 610.60 |
| 4500017433 | 3/8/2018 | Culligan of San Diego | G140-SHOP SUPPLIES | 1,115.20 |
| 4500017434 | 3/8/2018 | BJ's Rentals | P160-EQUIPMENT RENTALS | 123.68 |
| 4500017435 | 3/8/2018 | Carlos Guzman Inc | G180-JANITORIAL SUPPLIES | 2,595.70 |
| 4500017436 | 3/8/2018 | California Sheet Metal Works | R160-RAIL/LRV ELECTRICAL | 1,172.46 |
| 4500017437 | 3/8/2018 | Schunk Carbon Technology LLC | R190-RAIL/LRV PANTOGRAPH | 342.16 |
| 4500017438 | 3/8/2018 | Marco's Canopies Inc | F180-BUILDING MATERIALS | 3,035.32 |
| 4500017439 | 3/9/2018 | DIRECTV | P130-EQUIP MAINT REPR SVC | 1,140.00 |
| 4500017440 | 3/9/2018 | US Mobile Wireless | G120-SECURITY | 2,231.98 |
| 4500017441 | 3/9/2018 | Industrial Maintenance Supply LLC | G150-FASTENERS | 106.63 |
| 4500017442 | 3/9/2018 | General Information Systems Ltd | G120-SECURITY | 825.00 |
| 4500017443 | 3/9/2018 | The Gordian Group, Inc. | C130-CONSTRUCTION SVCS | 125.24 |
| 4500017444 | 3/9/2018 | The Gordian Group, Inc. | T110-TRACK, RAIL | 543.54 |
| 4500017445 | 3/9/2018 | Southern Counties Oil Co, LP | G170-LUBRICANTS | 5,534.04 |
| 4500017446 | 3/9/2018 | W.W. Grainger Inc | M110-SUB STATION | 291.06 |
| 4500017447 | 3/9/2018 | Waxie Sanitary Supply Inc | G180-JANITORIAL SUPPLIES | 588.91 |
| 4500017448 | 3/9/2018 | Golden State Supply LLC | G140-SHOP SUPPLIES | 23.25 |
| 4500017449 | 3/9/2018 | San Diego Plastics Inc | G110-BUS/TROLLEY SIGNAGE | 508.30 |
| 4500017450 | 3/9/2018 | The Gordian Group, Inc. | M140-WAYSIDE SIGNALS | 26,759.69 |
| 4500017451 | 3/9/2018 | Soco Group Inc | A120-AUTO/TRUCK GASOLINE | 3,792.58 |
| 4500017452 | 3/9/2018 | Willy's Electronic Supply Co | G130-SHOP TOOLS | 324.33 |
| 4500017453 | 3/9/2018 | West-Lite Supply Co Inc | M180-STATION ELECTRICAL | 1,582.85 |
| 4500017454 | 3/9/2018 | P & R Paper Supply Company Inc | G180-JANITORIAL SUPPLIES | 491.92 |

| Purchase Orders | | | | |
|-----------------|-----------|-----------------------------------|---------------------------|-----------|
| PO Number | PO Date | Name | Material Group | PO Value |
| 4500017455 | 3/9/2018 | Annex Automotive and | R240-RAIL/LRV REPR PARTS | 157.38 |
| 4500017456 | 3/9/2018 | Casco Equipment Corp | P280-GENERAL SVC AGRMNTS | 600.00 |
| 4500017457 | 3/9/2018 | Transit Holdings Inc | B140-BUS CHASSIS | 3,208.20 |
| 4500017458 | 3/9/2018 | Steven Timme | G230-PRINTED MATERIALS | 136.37 |
| 4500017459 | 3/9/2018 | Industrial Maintenance Supply LLC | G150-FASTENERS | 194.30 |
| 4500017460 | 3/9/2018 | Airgas Inc | G140-SHOP SUPPLIES | 292.34 |
| 4500017461 | 3/9/2018 | Mission Janitorial Supplies | G180-JANITORIAL SUPPLIES | 369.80 |
| 4500017462 | 3/9/2018 | Muncie Transit Supply | B130-BUS BODY | 6,935.65 |
| 4500017463 | 3/9/2018 | Zemarc Corporation | T120-TRACK, LUBRICATORS | 1,306.91 |
| 4500017464 | 3/9/2018 | Kaman Industrial Technologies | F110-SHOP/BLDG MACHINERY | 150.02 |
| 4500017465 | 3/9/2018 | Smart Car Care Products Inc | R240-RAIL/LRV REPR PARTS | 86.16 |
| 4500017466 | 3/9/2018 | Sacramento Computer Power, Inc. | I110-INFORMATION TECH | 1,808.66 |
| 4500017467 | 3/9/2018 | Genuine Parts Co | G170-LUBRICANTS | 1,843.50 |
| 4500017468 | 3/9/2018 | Cynthia Corbin | P440-CATERING SERVICES | 3,000.00 |
| 4500017469 | 3/11/2018 | CDW LLC | I110-INFORMATION TECH | 505.70 |
| 4500017470 | 3/11/2018 | RR Donnelley and Sons Co | G230-PRINTED MATERIALS | 913.68 |
| 4500017471 | 3/11/2018 | CDW LLC | I110-INFORMATION TECH | 269.36 |
| 4500017472 | 3/12/2018 | 4One LLC | B250-BUS REPAIR PARTS | 616.12 |
| 4500017473 | 3/12/2018 | Transit Holdings Inc | B250-BUS REPAIR PARTS | 234.64 |
| 4500017474 | 3/12/2018 | San Diego Friction Products, Inc. | B250-BUS REPAIR PARTS | 126.62 |
| 4500017475 | 3/12/2018 | Romaine Electric Corporation | B250-BUS REPAIR PARTS | 64.43 |
| 4500017476 | 3/12/2018 | Mohawk Mfg & Supply Co | B140-BUS CHASSIS | 900.74 |
| 4500017477 | 3/12/2018 | Transit Holdings Inc | B250-BUS REPAIR PARTS | 1,427.84 |
| 4500017478 | 3/12/2018 | Kaman Industrial Technologies | G140-SHOP SUPPLIES | 1,926.59 |
| 4500017479 | 3/12/2018 | Transit Holdings Inc | B200-BUS PWR TRAIN EQUIP | 232.71 |
| 4500017480 | 3/12/2018 | Mcmaster-Carr Supply Co | G140-SHOP SUPPLIES | 79.09 |
| 4500017481 | 3/12/2018 | B & S Graphics Inc | B130-BUS BODY | 800.12 |
| 4500017482 | 3/12/2018 | Cummins Pacific LLC | B200-BUS PWR TRAIN EQUIP | 2,729.74 |
| 4500017483 | 3/12/2018 | Gillig LLC | B120-BUS MECHANICAL PARTS | 2,673.59 |
| 4500017484 | 3/12/2018 | Supreme Oil Company | A120-AUTO/TRUCK GASOLINE | 1,904.99 |
| 4500017485 | 3/12/2018 | Knorr Brake Company | R160-RAIL/LRV ELECTRICAL | 31,707.41 |
| 4500017486 | 3/12/2018 | Merrimac Petroleum Inc | B180-BUS DIESEL | 7,534.20 |
| 4500017487 | 3/12/2018 | Siemens Industry Inc | R160-RAIL/LRV ELECTRICAL | 8,843.05 |
| 4500017488 | 3/12/2018 | Cummins Pacific LLC | B200-BUS PWR TRAIN EQUIP | 3,114.21 |
| 4500017489 | 3/12/2018 | W.W. Grainger Inc | B250-BUS REPAIR PARTS | 421.16 |
| 4500017490 | 3/12/2018 | Siemens Industry Inc | R210-RAIL/LRV TIRES | 77,735.16 |
| 4500017491 | 3/12/2018 | Tribologik Corporation | G140-SHOP SUPPLIES | 2,436.23 |
| 4500017492 | 3/12/2018 | National Electric Gate Co., Inc. | M130-CROSSING MECHANISM | 9,891.45 |
| 4500017493 | 3/12/2018 | R.B. Hornberger Co Inc | G140-SHOP SUPPLIES | 1,216.23 |
| 4500017494 | 3/12/2018 | Teknoware Inc | R180-RAIL/LRV LIGHTING | 3,006.23 |
| 4500017495 | 3/12/2018 | FinishMaster Inc | F120-BUS/LRV PAINT BOOTHS | 1,513.45 |
| 4500017496 | 3/12/2018 | Annex Automotive and | F120-BUS/LRV PAINT BOOTHS | 1,191.54 |
| 4500017497 | 3/12/2018 | Siemens Industry Inc | R120-RAIL/LRV CAR BODY | 25,058.34 |
| 4500017498 | 3/12/2018 | Hani Toma | P130-EQUIP MAINT REPR SVC | 230.95 |
| 4500017499 | 3/12/2018 | Pape Material Handling | F170-MATL HANDLING EQUIP | 573.50 |
| 4500017500 | 3/13/2018 | Supreme Oil Company | A120-AUTO/TRUCK GASOLINE | 2,114.60 |
| 4500017501 | 3/13/2018 | S & S Bakery Inc | P440-CATERING SERVICES | 49.88 |
| 4500017502 | 3/13/2018 | Industrial Maintenance Supply LLC | G150-FASTENERS | 16.17 |
| 4500017503 | 3/13/2018 | American Office Products Inc | G200-OFFICE SUPPLIES | 13,071.36 |
| 4500017504 | 3/13/2018 | Supreme Oil Company | A120-AUTO/TRUCK GASOLINE | 2,102.27 |
| 4500017505 | 3/13/2018 | Mohawk Mfg & Supply Co | B140-BUS CHASSIS | 495.14 |
| 4500017506 | 3/13/2018 | Jeyco Products Inc | G140-SHOP SUPPLIES | 596.96 |
| 4500017507 | 3/13/2018 | Southern Counties Oil Co, LP | G170-LUBRICANTS | 970.61 |
| 4500017508 | 3/13/2018 | Harbor Diesel & Equipment | B120-BUS MECHANICAL PARTS | 1,506.90 |
| 4500017509 | 3/13/2018 | Waxie Sanitary Supply Inc | G180-JANITORIAL SUPPLIES | 2,977.26 |
| 4500017510 | 3/13/2018 | Siemens Industry Inc | R160-RAIL/LRV ELECTRICAL | 34,059.78 |
| 4500017511 | 3/13/2018 | Asbury Environmental Services | B200-BUS PWR TRAIN EQUIP | 2,963.13 |
| 4500017512 | 3/13/2018 | Pacific Manufacturing, Inc. | R120-RAIL/LRV CAR BODY | 804.08 |

| Purchase Orders | | | | |
|-----------------|-----------|-----------------------------------|---------------------------|-----------|
| PO Number | PO Date | Name | Material Group | PO Value |
| 4500017513 | 3/13/2018 | Transit Holdings Inc | B130-BUS BODY | 2,343.69 |
| 4500017514 | 3/13/2018 | Southern Counties Oil Co, LP | G170-LUBRICANTS | 9,223.40 |
| 4500017515 | 3/13/2018 | Supreme Oil Company | A120-AUTO/TRUCK GASOLINE | 23,778.41 |
| 4500017516 | 3/13/2018 | Soco Group Inc | A120-AUTO/TRUCK GASOLINE | 23,742.65 |
| 4500017517 | 3/13/2018 | Business Printing Company, Inc. | G230-PRINTED MATERIALS | 131.82 |
| 4500017518 | 3/14/2018 | Cummins Pacific LLC | B250-BUS REPAIR PARTS | 2,808.03 |
| 4500017519 | 3/14/2018 | Staples Contract & Commercial Inc | G200-OFFICE SUPPLIES | 341.92 |
| 4500017520 | 3/14/2018 | Supreme Oil Company | A120-AUTO/TRUCK GASOLINE | 2,108.43 |
| 4500017521 | 3/14/2018 | Midwest Bus Corporation | B140-BUS CHASSIS | 694.89 |
| 4500017522 | 3/14/2018 | Dunn-Edwards Corporation | F110-SHOP/BLDG MACHINERY | 92.56 |
| 4500017523 | 3/14/2018 | W.W. Grainger Inc | F110-SHOP/BLDG MACHINERY | 562.50 |
| 4500017524 | 3/14/2018 | R.S. Hughes Co Inc | G160-PAINTS & CHEMICALS | 1,673.74 |
| 4500017525 | 3/14/2018 | Transit Holdings Inc | B250-BUS REPAIR PARTS | 101.03 |
| 4500017527 | 3/14/2018 | Prochem Specialty Products Inc | G180-JANITORIAL SUPPLIES | 1,582.31 |
| 4500017528 | 3/14/2018 | Delphin Computer Supply | G200-OFFICE SUPPLIES | 897.50 |
| 4500017529 | 3/14/2018 | W.W. Grainger Inc | G140-SHOP SUPPLIES | 621.43 |
| 4500017530 | 3/14/2018 | CDW LLC | I110-INFORMATION TECH | 1,357.47 |
| 4500017531 | 3/14/2018 | Knorr Brake Company | R160-RAIL/LRV ELECTRICAL | 31,707.41 |
| 4500017532 | 3/14/2018 | Patriot Environmental Laboratory | P120-BLDG/FACILITY REPRS | 491.00 |
| 4500017533 | 3/14/2018 | Southern Counties Lubricants LLC | G170-LUBRICANTS | 760.19 |
| 4500017534 | 3/14/2018 | Siemens Industry Inc | R160-RAIL/LRV ELECTRICAL | 25,151.76 |
| 4500017535 | 3/14/2018 | OneSource Distributors, LLC | M110-SUB STATION | 543.00 |
| 4500017536 | 3/14/2018 | Office Solutions | G200-OFFICE SUPPLIES | 394.96 |
| 4500017537 | 3/14/2018 | Alstom Signaling Inc | M150-PWR SWITCHES/LOCKS | 535.05 |
| 4500017538 | 3/14/2018 | Neleco Products Inc | G170-LUBRICANTS | 23,419.47 |
| 4500017539 | 3/15/2018 | Penn Machine Company LLC | G170-LUBRICANTS | 263.99 |
| 4500017540 | 3/15/2018 | Smart Car Care Products Inc | R240-RAIL/LRV REPR PARTS | 132.78 |
| 4500017541 | 3/15/2018 | Casco Equipment Corp | P280-GENERAL SVC AGRMNTS | 1,175.00 |
| 4500017542 | 3/15/2018 | W.W. Grainger Inc | G130-SHOP TOOLS | 705.58 |
| 4500017543 | 3/15/2018 | Willy's Electronic Supply Co | R160-RAIL/LRV ELECTRICAL | 36.53 |
| 4500017544 | 3/15/2018 | HI-TEC Enterprises | R120-RAIL/LRV CAR BODY | 3,489.16 |
| 4500017545 | 3/15/2018 | Kurt Morgan | G200-OFFICE SUPPLIES | 1,562.47 |
| 4500017546 | 3/15/2018 | TK Services Inc | INSURANCE-Insurance Stock | 7,637.96 |
| 4500017547 | 3/15/2018 | America Fujikura LTD | M120-OVRHEAD CATENARY SYS | 6,599.69 |
| 4500017548 | 3/15/2018 | Supreme Oil Company | A120-AUTO/TRUCK GASOLINE | 2,114.60 |
| 4500017549 | 3/15/2018 | Loran J. Thompson | P490-MANAGEMENT TRAINING | 1,250.00 |
| 4500017550 | 3/15/2018 | Cummins Pacific LLC | B200-BUS PWR TRAIN EQUIP | 45,683.16 |
| 4500017551 | 3/15/2018 | Ninyo & Moore | C130-CONSTRUCTION SVCS | 3,300.00 |
| 4500017552 | 3/15/2018 | Steven Timme | G230-PRINTED MATERIALS | 108.62 |
| 4500017553 | 3/15/2018 | Standard Bent Glass Corp | R120-RAIL/LRV CAR BODY | 26,636.54 |
| 4500017554 | 3/15/2018 | Kaman Industrial Technologies | B250-BUS REPAIR PARTS | 1,357.44 |
| 4500017556 | 3/15/2018 | Vern Rose Inc | G140-SHOP SUPPLIES | 936.12 |
| 4500017557 | 3/15/2018 | Jeyco Products Inc | G140-SHOP SUPPLIES | 64.31 |
| 4500017558 | 3/15/2018 | Cummins Pacific LLC | B250-BUS REPAIR PARTS | 285.98 |
| 4500017559 | 3/15/2018 | Siemens Industry Inc | R190-RAIL/LRV PANTOGRAPH | 36,522.94 |
| 4500017560 | 3/15/2018 | Charter Industrial Supply Inc | R220-RAIL/LRV TRUCKS | 32,516.11 |
| 4500017561 | 3/16/2018 | OSI Hardware Inc | I110-INFORMATION TECH | 9,026.30 |
| 4500017562 | 3/16/2018 | Rockwest Technology Group Inc | I110-INFORMATION TECH | 612.63 |
| 4500017563 | 3/16/2018 | RR Donnelley and Sons Co | G230-PRINTED MATERIALS | 2,049.44 |
| 4500017564 | 3/16/2018 | Chromate Industrial Corporation | G150-FASTENERS | 430.56 |
| 4500017565 | 3/16/2018 | Steven Timme | G110-BUS/TROLLEY SIGNAGE | 525.28 |
| 4500017566 | 3/16/2018 | Steven Timme | G110-BUS/TROLLEY SIGNAGE | 330.32 |
| 4500017567 | 3/16/2018 | Crossman Landscape & Maintenance | P290-LANDSCAPING SERVICES | 400.00 |
| 4500017568 | 3/16/2018 | Transit Holdings Inc | B160-BUS ELECTRICAL | 24,868.81 |
| 4500017569 | 3/16/2018 | Recaro North America Inc | R200-RAIL/LRV SEATING | 885.76 |
| 4500017570 | 3/16/2018 | Gillig LLC | B160-BUS ELECTRICAL | 5,237.64 |
| 4500017571 | 3/16/2018 | Professional Contractors Supplies | G140-SHOP SUPPLIES | 424.53 |
| 4500017572 | 3/16/2018 | Teknoware Inc | R180-RAIL/LRV LIGHTING | 30,118.02 |

| Purchase Orders | | | | |
|-----------------|-----------|-----------------------------------|---------------------------|-----------|
| PO Number | PO Date | Name | Material Group | PO Value |
| 4500017573 | 3/16/2018 | Soco Group Inc | A120-AUTO/TRUCK GASOLINE | 3,915.88 |
| 4500017574 | 3/16/2018 | Annex Automotive and | F120-BUS/LRV PAINT BOOTHS | 7,266.45 |
| 4500017575 | 3/16/2018 | Citywide Auto Glass Inc | R120-RAIL/LRV CAR BODY | 274.97 |
| 4500017576 | 3/16/2018 | Willy's Electronic Supply Co | M110-SUB STATION | 6,349.40 |
| 4500017577 | 3/16/2018 | American Battery Corporation | M130-CROSSING MECHANISM | 689.43 |
| 4500017578 | 3/16/2018 | ISC Applied Systems Corp | R160-RAIL/LRV ELECTRICAL | 2,209.96 |
| 4500017579 | 3/16/2018 | Muncie Transit Supply | B130-BUS BODY | 2,591.59 |
| 4500017580 | 3/16/2018 | Supreme Oil Company | B180-BUS DIESEL | 8,313.60 |
| 4500017581 | 3/16/2018 | Gillig LLC | B250-BUS REPAIR PARTS | 1,505.25 |
| 4500017582 | 3/16/2018 | Cummins Pacific LLC | B200-BUS PWR TRAIN EQUIP | 2,210.13 |
| 4500017583 | 3/16/2018 | Charter Industrial Supply Inc | G150-FASTENERS | 3,148.98 |
| 4500017584 | 3/16/2018 | W.W. Grainger Inc | F110-SHOP/BLDG MACHINERY | 11.96 |
| 4500017585 | 3/16/2018 | Home Depot USA Inc | G130-SHOP TOOLS | 118.25 |
| 4500017586 | 3/16/2018 | Waxie Sanitary Supply Inc | G180-JANITORIAL SUPPLIES | 341.30 |
| 4500017587 | 3/16/2018 | Jamaica Bearings Co Inc | R220-RAIL/LRV TRUCKS | 70,520.01 |
| 4500017588 | 3/16/2018 | Coast United Advertising | G230-PRINTED MATERIALS | 1,200.00 |
| 4500017589 | 3/19/2018 | Costco | G220-OFFICE EQUIPMENT | 289.78 |
| 4500017590 | 3/19/2018 | Transit Holdings Inc | B120-BUS MECHANICAL PARTS | 2,460.09 |
| 4500017591 | 3/19/2018 | Gillig LLC | B250-BUS REPAIR PARTS | 239.85 |
| 4500017592 | 3/19/2018 | Staples Contract & Commercial Inc | G210-OFFICE FURNITURE | 192.88 |
| 4500017593 | 3/19/2018 | Bocks Awards Inc | P480-EE MAINTENANCE | 179.58 |
| 4500017594 | 3/19/2018 | Battery Systems Inc | B160-BUS ELECTRICAL | 5,893.60 |
| 4500017595 | 3/19/2018 | Jeyco Products Inc | G130-SHOP TOOLS | 188.37 |
| 4500017596 | 3/19/2018 | Shilpark Paint Corp. | G160-PAINTS & CHEMICALS | 481.54 |
| 4500017597 | 3/19/2018 | Cummins Pacific LLC | B200-BUS PWR TRAIN EQUIP | 1,610.64 |
| 4500017598 | 3/19/2018 | W.W. Grainger Inc | G180-JANITORIAL SUPPLIES | 2,215.94 |
| 4500017599 | 3/19/2018 | Cummins Pacific LLC | B200-BUS PWR TRAIN EQUIP | 1,442.21 |
| 4500017600 | 3/19/2018 | Mohawk Mfg & Supply Co | B140-BUS CHASSIS | 4,105.76 |
| 4500017601 | 3/19/2018 | Grah Safe & Lock Inc | P130-EQUIP MAINT REPR SVC | 339.00 |
| 4500017602 | 3/19/2018 | MCI Service Parts Inc | B140-BUS CHASSIS | 43.45 |
| 4500017603 | 3/19/2018 | ASPEN Refrigerants Inc | G140-SHOP SUPPLIES | 820.25 |
| 4500017604 | 3/19/2018 | Supreme Oil Company | A120-AUTO/TRUCK GASOLINE | 2,102.27 |
| 4500017605 | 3/19/2018 | Mohawk Mfg & Supply Co | B140-BUS CHASSIS | 2,118.86 |
| 4500017606 | 3/19/2018 | Cubic Transportation Systems | B190-BUS FARE EQUIP | 1,616.25 |
| 4500017607 | 3/19/2018 | Freeby Signs | B250-BUS REPAIR PARTS | 455.79 |
| 4500017608 | 3/19/2018 | Ace Parking Management Inc | P280-GENERAL SVC AGRMNTS | 2,775.00 |
| 4500017609 | 3/19/2018 | Cummins Pacific LLC | P190-REV VEHICLE REPAIRS | 1,131.38 |
| 4500017610 | 3/19/2018 | Chromate Industrial Corporation | G140-SHOP SUPPLIES | 238.02 |
| 4500017611 | 3/19/2018 | Siemens Industry Inc | R120-RAIL/LRV CAR BODY | 1,370.59 |
| 4500017612 | 3/19/2018 | Reid and Clark Screen Arts Co | R120-RAIL/LRV CAR BODY | 49.52 |
| 4500017613 | 3/19/2018 | Paragon Magnadata Inc. | G280-FARE MATERIALS | 48,024.18 |
| 4500017614 | 3/20/2018 | Team One Repair Inc | G290-FARE REVENUE EQUIP | 98.06 |
| 4500017615 | 3/20/2018 | W.W. Grainger Inc | G140-SHOP SUPPLIES | 361.46 |
| 4500017616 | 3/20/2018 | Airgas Inc | G140-SHOP SUPPLIES | 1,417.37 |
| 4500017617 | 3/20/2018 | Vern Rose Inc | G140-SHOP SUPPLIES | 567.64 |
| 4500017618 | 3/20/2018 | BJ's Rentals | P160-EQUIPMENT RENTALS | 626.68 |
| 4500017619 | 3/20/2018 | M Power Truck & Diesel Repair | P130-EQUIP MAINT REPR SVC | 1,785.23 |
| 4500017620 | 3/20/2018 | Rush Truck Centers of California | B200-BUS PWR TRAIN EQUIP | 6,373.26 |
| 4500017621 | 3/20/2018 | Knorr Brake Company | R160-RAIL/LRV ELECTRICAL | 31,707.41 |
| 4500017622 | 3/20/2018 | Siemens Industry Inc | R160-RAIL/LRV ELECTRICAL | 3,106.44 |
| 4500017623 | 3/20/2018 | General Signals Inc | M130-CROSSING MECHANISM | 4,492.11 |
| 4500017624 | 3/20/2018 | Supreme Oil Company | A120-AUTO/TRUCK GASOLINE | 2,133.09 |
| 4500017625 | 3/20/2018 | Office Depot | G200-OFFICE SUPPLIES | 174.78 |
| 4500017626 | 3/20/2018 | Professional Contractors Supplies | G160-PAINTS & CHEMICALS | 485.42 |
| 4500017627 | 3/20/2018 | R.S. Hughes Co Inc | R120-RAIL/LRV CAR BODY | 3,397.49 |
| 4500017628 | 3/20/2018 | Mcmaster-Carr Supply Co | M140-WAYSIDE SIGNALS | 38.46 |
| 4500017629 | 3/20/2018 | TK Services Inc | R170-RAIL/LRV HVAC | 6,233.29 |
| 4500017630 | 3/20/2018 | Golden State Supply LLC | G140-SHOP SUPPLIES | 26.72 |

| Purchase Orders | | | | |
|-----------------|-----------|------------------------------------|---------------------------|-----------|
| PO Number | PO Date | Name | Material Group | PO Value |
| 4500017631 | 3/20/2018 | Industrial Maintenance Supply LLC | G150-FASTENERS | 186.18 |
| 4500017632 | 3/20/2018 | W.W. Grainger Inc | F110-SHOP/BLDG MACHINERY | 460.22 |
| 4500017633 | 3/20/2018 | United Refrigeration Inc | F110-SHOP/BLDG MACHINERY | 556.62 |
| 4500017634 | 3/20/2018 | Vern Rose Inc | B250-BUS REPAIR PARTS | 303.73 |
| 4500017635 | 3/20/2018 | Flyers Energy LLC | A120-AUTO/TRUCK GASOLINE | 24,851.12 |
| 4500017636 | 3/20/2018 | Phil Macomber | G130-SHOP TOOLS | 193.95 |
| 4500017637 | 3/20/2018 | JetCleanUSA, Inc | P110-BLDG MAINTENANCE | 850.00 |
| 4500017638 | 3/20/2018 | Business Printing Company, Inc. | G230-PRINTED MATERIALS | 407.45 |
| 4500017639 | 3/20/2018 | Southern Counties Oil Co, LP | G170-LUBRICANTS | 3,033.05 |
| 4500017640 | 3/21/2018 | Kiel NA LLC | B130-BUS BODY | 780.65 |
| 4500017641 | 3/21/2018 | Charter Industrial Supply Inc | B160-BUS ELECTRICAL | 2,140.50 |
| 4500017642 | 3/21/2018 | Dunn-Edwards Corporation | G140-SHOP SUPPLIES | 72.75 |
| 4500017643 | 3/21/2018 | Wayne Harmeier Inc | B160-BUS ELECTRICAL | 484.88 |
| 4500017644 | 3/21/2018 | Barry Sandler Enterprises | G180-JANITORIAL SUPPLIES | 923.14 |
| 4500017645 | 3/21/2018 | Battery Power Inc. | B160-BUS ELECTRICAL | 20,466.62 |
| 4500017646 | 3/21/2018 | Citywide Auto Glass Inc | B130-BUS BODY | 538.75 |
| 4500017647 | 3/21/2018 | E W Truck & Equipment Co Inc | B120-BUS MECHANICAL PARTS | 638.87 |
| 4500017648 | 3/21/2018 | Curbell Plastics Inc | B130-BUS BODY | 832.90 |
| 4500017649 | 3/21/2018 | Waxie Sanitary Supply Inc | G140-SHOP SUPPLIES | 354.28 |
| 4500017650 | 3/21/2018 | Battery Systems Inc | B160-BUS ELECTRICAL | 2,946.80 |
| 4500017651 | 3/21/2018 | Kidde Technologies Inc | B160-BUS ELECTRICAL | 42.56 |
| 4500017652 | 3/21/2018 | Industrial Maintenance Supply LLC | G150-FASTENERS | 30.81 |
| 4500017653 | 3/21/2018 | R.S. Hughes Co Inc | G140-SHOP SUPPLIES | 703.22 |
| 4500017654 | 3/21/2018 | Cummins Pacific LLC | P190-REV VEHICLE REPAIRS | 909.30 |
| 4500017656 | 3/21/2018 | Supreme Oil Company | A120-AUTO/TRUCK GASOLINE | 2,145.42 |
| 4500017657 | 3/21/2018 | SANDAG | C120-SPECIALTY CONTRACTOR | 2,500.02 |
| 4500017658 | 3/21/2018 | Transit Holdings Inc | B130-BUS BODY | 3,416.67 |
| 4500017659 | 3/21/2018 | Daniels Tire Service | B210-BUS TIRES & TUBES | 24,239.67 |
| 4500017660 | 3/21/2018 | The Regents of the Univ. of CA | P460-MEDICAL SERVICES | 15,531.00 |
| 4500017661 | 3/21/2018 | Padres LP | G250-NOVELTIES & AWARDS | 295.00 |
| 4500017662 | 3/21/2018 | The Gordian Group, Inc. | C130-CONSTRUCTION SVCS | 19,298.60 |
| 4500017663 | 3/21/2018 | Gillig LLC | B140-BUS CHASSIS | 1,754.56 |
| 4500017665 | 3/21/2018 | AxleTech International LLC | B140-BUS CHASSIS | 806.57 |
| 4500017666 | 3/21/2018 | R.S. Hughes Co Inc | G140-SHOP SUPPLIES | 89.87 |
| 4500017667 | 3/21/2018 | Transit Holdings Inc | B250-BUS REPAIR PARTS | 969.93 |
| 4500017668 | 3/21/2018 | Norman Industrial Materials | B250-BUS REPAIR PARTS | 425.91 |
| 4500017669 | 3/21/2018 | Mcmaster-Carr Supply Co | G140-SHOP SUPPLIES | 145.35 |
| 4500017670 | 3/21/2018 | Gillig LLC | B250-BUS REPAIR PARTS | 736.11 |
| 4500017671 | 3/21/2018 | Romaine Electric Corporation | B160-BUS ELECTRICAL | 3,093.52 |
| 4500017672 | 3/21/2018 | Ferguson Enterprises | F110-SHOP/BLDG MACHINERY | 58.28 |
| 4500017673 | 3/21/2018 | Mohawk Mfg & Supply Co | B140-BUS CHASSIS | 3,605.26 |
| 4500017674 | 3/22/2018 | Roofing Services International Inc | P120-BLDG/FACILITY REPRS | 17,540.55 |
| 4500017675 | 3/22/2018 | Home Depot USA Inc | F180-BUILDING MATERIALS | 1,795.57 |
| 4500017676 | 3/22/2018 | Supreme Oil Company | A120-AUTO/TRUCK GASOLINE | 2,133.09 |
| 4500017677 | 3/22/2018 | Transit Holdings Inc | B160-BUS ELECTRICAL | 2,891.67 |
| 4500017678 | 3/22/2018 | SPX Corporation | G290-FARE REVENUE EQUIP | 396.09 |
| 4500017679 | 3/22/2018 | Waco Filters Corporation | F120-BUS/LRV PAINT BOOTHS | 804.90 |
| 4500017680 | 3/22/2018 | Janek Corporation | B130-BUS BODY | 350.90 |
| 4500017681 | 3/22/2018 | Airgas Inc | G190-SAFETY/MED SUPPLIES | 78.88 |
| 4500017682 | 3/22/2018 | W.W. Grainger Inc | G170-LUBRICANTS | 386.29 |
| 4500017683 | 3/22/2018 | Gillig LLC | B160-BUS ELECTRICAL | 259.03 |
| 4500017684 | 3/22/2018 | Merrimac Petroleum Inc | B180-BUS DIESEL | 7,499.40 |
| 4500017685 | 3/22/2018 | Sid Tool Co | G180-JANITORIAL SUPPLIES | 253.98 |
| 4500017686 | 3/23/2018 | American Battery Corporation | M110-SUB STATION | 701.19 |
| 4500017687 | 3/23/2018 | Office Solutions | G200-OFFICE SUPPLIES | 1,115.12 |
| 4500017688 | 3/23/2018 | America Fujikura LTD | M120-OVRHEAD CATENARY SYS | 4,525.50 |
| 4500017689 | 3/23/2018 | Home Depot USA Inc | G200-OFFICE SUPPLIES | 79.18 |
| 4500017690 | 3/23/2018 | Kirk Key Interlock Company | M110-SUB STATION | 314.63 |

| Purchase Orders | | | | |
|-----------------|-----------|------------------------------------|---------------------------|-----------|
| PO Number | PO Date | Name | Material Group | PO Value |
| 4500017691 | 3/23/2018 | Staples Contract & Commercial Inc | G200-OFFICE SUPPLIES | 63.86 |
| 4500017692 | 3/23/2018 | Schalbau North America | R160-RAIL/LRV ELECTRICAL | 1,563.66 |
| 4500017693 | 3/23/2018 | Applied Industrial Technologies-CA | G170-LUBRICANTS | 972.66 |
| 4500017694 | 3/23/2018 | Flyers Energy LLC | G170-LUBRICANTS | 3,116.28 |
| 4500017695 | 3/23/2018 | 711 Print Enterprises Inc | G120-SECURITY | 3,123.68 |
| 4500017696 | 3/23/2018 | Anthony J. Basile | F180-BUILDING MATERIALS | 816.93 |
| 4500017697 | 3/23/2018 | Soco Group Inc | A120-AUTO/TRUCK GASOLINE | 3,977.54 |
| 4500017698 | 3/23/2018 | Prudential Overall Supply | G180-JANITORIAL SUPPLIES | 842.07 |
| 4500017699 | 3/23/2018 | Siemens Industry Inc | R220-RAIL/LRV TRUCKS | 1,468.54 |
| 4500017700 | 3/23/2018 | Cummins Pacific LLC | B250-BUS REPAIR PARTS | 238.82 |
| 4500017701 | 3/23/2018 | Transit Holdings Inc | B250-BUS REPAIR PARTS | 1,061.31 |
| 4500017702 | 3/23/2018 | Aslan Capital Inc | G180-JANITORIAL SUPPLIES | 828.30 |
| 4500017703 | 3/23/2018 | OneSource Distributors, LLC | R120-RAIL/LRV CAR BODY | 174.27 |
| 4500017704 | 3/23/2018 | Kaman Industrial Technologies | B120-BUS MECHANICAL PARTS | 3,071.33 |
| 4500017705 | 3/23/2018 | Transit Holdings Inc | B250-BUS REPAIR PARTS | 613.03 |
| 4500017706 | 3/23/2018 | Industrial Maintenance Supply LLC | G150-FASTENERS | 178.19 |
| 4500017707 | 3/23/2018 | Southern Counties Lubricants LLC | G170-LUBRICANTS | 701.15 |
| 4500017708 | 3/23/2018 | Jeyco Products Inc | G200-OFFICE SUPPLIES | 661.20 |
| 4500017709 | 3/23/2018 | Transtechnik Corp USA | R160-RAIL/LRV ELECTRICAL | 34,735.60 |
| 4500017710 | 3/23/2018 | Airgas Inc | G190-SAFETY/MED SUPPLIES | 1,483.15 |
| 4500017711 | 3/23/2018 | Airgas Inc | G190-SAFETY/MED SUPPLIES | 185.26 |
| 4500017712 | 3/23/2018 | Balboa Park Cultural Partnership | G250-NOVELTIES & AWARDS | 229.00 |
| 4500017713 | 3/23/2018 | Raphael's Party Rentals Inc | P160-EQUIPMENT RENTALS | 217.60 |
| 4500017714 | 3/23/2018 | Coast United Advertising | P310-ADVERTISING SERVICES | 1,650.00 |
| 4500017716 | 3/23/2018 | Charlie Shoaf | P280-GENERAL SVC AGRMNTS | 3,400.00 |
| 4500017717 | 3/23/2018 | Vorticy, Inc. | G230-PRINTED MATERIALS | 566.62 |
| 4500017718 | 3/23/2018 | Steven Timme | G110-BUS/TROLLEY SIGNAGE | 1,645.97 |
| 4500017719 | 3/23/2018 | Steven Timme | G230-PRINTED MATERIALS | 304.46 |
| 4500017720 | 3/26/2018 | CDW LLC | I110-INFORMATION TECH | 172.96 |
| 4500017721 | 3/26/2018 | Steven Timme | G230-PRINTED MATERIALS | 181.63 |
| 4500017722 | 3/26/2018 | OneSource Distributors, LLC | P210-NON-REV VEH REPAIRS | 2,578.98 |
| 4500017723 | 3/26/2018 | M Power Truck & Diesel Repair | P210-NON-REV VEH REPAIRS | 87.40 |
| 4500017724 | 3/26/2018 | Steven Timme | G230-PRINTED MATERIALS | 149.30 |
| 4500017725 | 3/26/2018 | Chromate Industrial Corporation | R120-RAIL/LRV CAR BODY | 85.23 |
| 4500017726 | 3/26/2018 | HI-TEC Enterprises | R120-RAIL/LRV CAR BODY | 1,192.25 |
| 4500017727 | 3/26/2018 | Citywide Auto Glass Inc | R120-RAIL/LRV CAR BODY | 4,175.32 |
| 4500017728 | 3/26/2018 | JKL Cleaning Systems | P130-EQUIP MAINT REPR SVC | 786.37 |
| 4500017729 | 3/26/2018 | BMC Software Inc | I110-INFORMATION TECH | 2,540.69 |
| 4500017730 | 3/26/2018 | Supreme Oil Company | A120-AUTO/TRUCK GASOLINE | 2,114.60 |
| 4500017731 | 3/26/2018 | Casco Equipment Corp | P280-GENERAL SVC AGRMNTS | 2,458.26 |
| 4500017732 | 3/26/2018 | Supreme Oil Company | A120-AUTO/TRUCK GASOLINE | 1,966.64 |
| 4500017733 | 3/26/2018 | TK Services Inc | B200-BUS PWR TRAIN EQUIP | 203.57 |
| 4500017734 | 3/26/2018 | Willy's Electronic Supply Co | B160-BUS ELECTRICAL | 537.89 |
| 4500017735 | 3/26/2018 | Westinghouse Air Brake | R140-RAIL/LRV DOORS/RAMP | 3,515.76 |
| 4500017736 | 3/26/2018 | City Treasurer | C130-CONSTRUCTION SVCS | 2,673.80 |
| 4500017737 | 3/26/2018 | West-Lite Supply Co Inc | R160-RAIL/LRV ELECTRICAL | 227.57 |
| 4500017738 | 3/26/2018 | ASPEN Refrigerants Inc | R170-RAIL/LRV HVAC | 182.10 |
| 4500017739 | 3/26/2018 | Kaman Industrial Technologies | G140-SHOP SUPPLIES | 34.37 |
| 4500017740 | 3/26/2018 | Soco Group Inc | G170-LUBRICANTS | 162.92 |
| 4500017741 | 3/26/2018 | Willy's Electronic Supply Co | G140-SHOP SUPPLIES | 1,721.31 |
| 4500017742 | 3/26/2018 | Soco Group Inc | A120-AUTO/TRUCK GASOLINE | 24,672.33 |
| 4500017743 | 3/26/2018 | Transit Holdings Inc | B110-BUS HVAC SYSTEMS | 38,179.59 |
| 4500017744 | 3/26/2018 | Gillig LLC | B110-BUS HVAC SYSTEMS | 13,673.20 |
| 4500017745 | 3/26/2018 | Cummins Pacific LLC | B200-BUS PWR TRAIN EQUIP | 76,944.55 |
| 4500017746 | 3/27/2018 | Prochem Specialty Products Inc | G180-JANITORIAL SUPPLIES | 3,481.08 |
| 4500017747 | 3/27/2018 | Staples Contract & Commercial Inc | G200-OFFICE SUPPLIES | 131.00 |
| 4500017748 | 3/27/2018 | Harbor Diesel & Equipment | B250-BUS REPAIR PARTS | 437.23 |
| 4500017750 | 3/27/2018 | Cummins Pacific LLC | B250-BUS REPAIR PARTS | 220.00 |

| Purchase Orders | | | | |
|-----------------|-----------|-----------------------------------|--------------------------|-----------|
| PO Number | PO Date | Name | Material Group | PO Value |
| 4500017751 | 3/27/2018 | Cummins Pacific LLC | B250-BUS REPAIR PARTS | 220.00 |
| 4500017752 | 3/27/2018 | Transit Holdings Inc | B250-BUS REPAIR PARTS | 161.75 |
| 4500017753 | 3/27/2018 | Supreme Oil Company | A120-AUTO/TRUCK GASOLINE | 2,120.76 |
| 4500017754 | 3/27/2018 | TK Services Inc | B110-BUS HVAC SYSTEMS | 1,098.47 |
| 4500017755 | 3/27/2018 | W.W. Grainger Inc | G140-SHOP SUPPLIES | 91.37 |
| 4500017757 | 3/27/2018 | Southern Counties Lubricants LLC | G170-LUBRICANTS | 9,576.28 |
| 4500017758 | 3/27/2018 | W.W. Grainger Inc | G190-SAFETY/MED SUPPLIES | 189.83 |
| 4500017759 | 3/27/2018 | Brian Pusey | F110-SHOP/BLDG MACHINERY | 45.68 |
| 4500017760 | 3/27/2018 | HI-TEC Enterprises | R160-RAIL/LRV ELECTRICAL | 2,779.95 |
| 4500017761 | 3/27/2018 | R.B. Hornberger Co Inc | T110-TRACK, RAIL | 171.33 |
| 4500017762 | 3/27/2018 | Airgas Inc | G140-SHOP SUPPLIES | 714.02 |
| 4500017763 | 3/27/2018 | The Truck Lighthouse | R180-RAIL/LRV LIGHTING | 1,142.36 |
| 4500017764 | 3/27/2018 | Steven Timme | G230-PRINTED MATERIALS | 136.37 |
| 4500017765 | 3/27/2018 | Steven Timme | G110-BUS/TROLLEY SIGNAGE | 2,390.50 |
| 4500017766 | 3/28/2018 | CDW LLC | I110-INFORMATION TECH | 28.65 |
| 4500017767 | 3/28/2018 | RR Donnelley and Sons Co | G230-PRINTED MATERIALS | 4,760.87 |
| 4500017768 | 3/28/2018 | Cummins Pacific LLC | B200-BUS PWR TRAIN EQUIP | 61,222.66 |
| 4500017769 | 3/28/2018 | Calmat | T110-TRACK, RAIL | 707.53 |
| 4500017770 | 3/28/2018 | Praxair Distribution Inc. | G130-SHOP TOOLS | 781.35 |
| 4500017771 | 3/28/2018 | Supreme Oil Company | A120-AUTO/TRUCK GASOLINE | 2,126.93 |
| 4500017773 | 3/28/2018 | Jacobs Engineering Group Inc | C130-CONSTRUCTION SVCS | 50,193.76 |
| 4500017774 | 3/28/2018 | Kiyoto Enterprises Inc | G200-OFFICE SUPPLIES | 400.83 |
| 4500017775 | 3/28/2018 | Home Depot USA Inc | G140-SHOP SUPPLIES | 888.18 |
| 4500017776 | 3/28/2018 | Transit Holdings Inc | B200-BUS PWR TRAIN EQUIP | 2,602.55 |
| 4500017777 | 3/28/2018 | Transit Holdings Inc | B250-BUS REPAIR PARTS | 1,354.85 |
| 4500017778 | 3/28/2018 | Gillig LLC | B250-BUS REPAIR PARTS | 796.77 |
| 4500017779 | 3/28/2018 | Freeby Signs | B250-BUS REPAIR PARTS | 215.45 |
| 4500017780 | 3/28/2018 | Merrimac Petroleum Inc | B180-BUS DIESEL | 7,956.38 |
| 4500017781 | 3/28/2018 | West-Lite Supply Co Inc | R160-RAIL/LRV ELECTRICAL | 756.66 |
| 4500017782 | 3/28/2018 | Mcmaster-Carr Supply Co | G140-SHOP SUPPLIES | 47.03 |
| 4500017783 | 3/28/2018 | Qualitrol Company LLC | M110-SUB STATION | 5,232.43 |
| 4500017785 | 3/28/2018 | OneSource Distributors, LLC | M140-WAYSIDE SIGNALS | 1,291.92 |
| 4500017786 | 3/28/2018 | Mohawk Mfg & Supply Co | B160-BUS ELECTRICAL | 140.92 |
| 4500017787 | 3/28/2018 | Waxie Sanitary Supply Inc | G180-JANITORIAL SUPPLIES | 1,355.46 |
| 4500017788 | 3/29/2018 | Airgas Inc | G140-SHOP SUPPLIES | 137.84 |
| 4500017789 | 3/29/2018 | Home Depot USA Inc | G110-BUS/TROLLEY SIGNAGE | 176.13 |
| 4500017790 | 3/29/2018 | Jeyco Products Inc | G130-SHOP TOOLS | 669.87 |
| 4500017791 | 3/29/2018 | Supreme Oil Company | A120-AUTO/TRUCK GASOLINE | 2,133.09 |
| 4500017792 | 3/29/2018 | Soco Group Inc | A120-AUTO/TRUCK GASOLINE | 4,100.84 |
| 4500017793 | 3/29/2018 | Cummins Pacific LLC | B200-BUS PWR TRAIN EQUIP | 58,023.34 |
| 4500017794 | 3/29/2018 | Transit Holdings Inc | B160-BUS ELECTRICAL | 1,501.00 |
| 4500017795 | 3/29/2018 | San Diego Seal Inc | G140-SHOP SUPPLIES | 334.85 |
| 4500017796 | 4/2/2018 | Industrial Maintenance Supply LLC | B130-BUS BODY | 139.90 |
| 4500017797 | 4/2/2018 | Waxie Sanitary Supply Inc | G140-SHOP SUPPLIES | 2,250.08 |
| 4500017798 | 4/2/2018 | Willy's Electronic Supply Co | G270-ELECTRICAL/LIGHTING | 301.06 |
| 4500017799 | 4/2/2018 | San Diego Seal Inc | R220-RAIL/LRV TRUCKS | 277.35 |
| 4500017800 | 4/2/2018 | Professional Contractors Supplies | G140-SHOP SUPPLIES | 47.34 |
| 4500017801 | 4/2/2018 | Robcar Corporation | G140-SHOP SUPPLIES | 161.63 |
| 4500017802 | 4/2/2018 | Transit Holdings Inc | B140-BUS CHASSIS | 1,669.41 |
| 4500017803 | 4/2/2018 | National Safety Council | P280-GENERAL SVC AGRMNTS | 1,307.00 |
| 4500017804 | 4/2/2018 | Romaine Electric Corporation | B160-BUS ELECTRICAL | 1,221.19 |
| 4500017805 | 4/2/2018 | Allied Refrigeration Inc | R170-RAIL/LRV HVAC | 429.80 |
| 4500017806 | 4/2/2018 | Home Depot USA Inc | G140-SHOP SUPPLIES | 107.11 |
| 4500017807 | 4/2/2018 | Transit Holdings Inc | B130-BUS BODY | 2,080.27 |
| 4500017808 | 4/2/2018 | Charter Industrial Supply Inc | R220-RAIL/LRV TRUCKS | 1,160.47 |
| 4500017809 | 4/2/2018 | 4One LLC | B130-BUS BODY | 236.58 |
| 4500017810 | 4/2/2018 | Mission Janitorial Supplies | G140-SHOP SUPPLIES | 100.21 |
| 4500017811 | 4/2/2018 | Romaine Electric Corporation | B160-BUS ELECTRICAL | 10,825.66 |

| Purchase Orders | | | | |
|-----------------|----------|-----------------------------------|---------------------------|-----------|
| PO Number | PO Date | Name | Material Group | PO Value |
| 4500017812 | 4/2/2018 | Rush Truck Centers of California | B200-BUS PWR TRAIN EQUIP | 1,357.01 |
| 4500017813 | 4/2/2018 | San Diego Friction Products, Inc. | B140-BUS CHASSIS | 2,965.51 |
| 4500017814 | 4/2/2018 | Newark Corporation | R160-RAIL/LRV ELECTRICAL | 314.20 |
| 4500017815 | 4/2/2018 | United Refrigeration Inc | G170-LUBRICANTS | 854.01 |
| 4500017816 | 4/2/2018 | M Power Truck & Diesel Repair | P130-EQUIP MAINT REPR SVC | 555.27 |
| 4500017817 | 4/2/2018 | Staples Contract & Commercial Inc | G200-OFFICE SUPPLIES | 81.38 |
| 4500017818 | 4/2/2018 | Simplexgrinnell LP | P280-GENERAL SVC AGRMNTS | 456.80 |
| 4500017819 | 4/2/2018 | Ahlee Backflow Service | P110-BLDG MAINTENANCE | 76.70 |
| 4500017820 | 4/2/2018 | TK Services Inc | B110-BUS HVAC SYSTEMS | 389.65 |
| 4500017821 | 4/2/2018 | Supreme Oil Company | A120-AUTO/TRUCK GASOLINE | 2,139.26 |
| 4500017822 | 4/2/2018 | Gillig LLC | B250-BUS REPAIR PARTS | 709.73 |
| 4500017823 | 4/2/2018 | W.W. Grainger Inc | F110-SHOP/BLDG MACHINERY | 318.14 |
| 4500017824 | 4/2/2018 | Cummins Pacific LLC | B250-BUS REPAIR PARTS | 94.68 |
| 4500017825 | 4/2/2018 | Mcmaster-Carr Supply Co | F110-SHOP/BLDG MACHINERY | 22.80 |
| 4500017826 | 4/2/2018 | San Diego Friction Products, Inc. | G130-SHOP TOOLS | 162.03 |
| 4500017827 | 4/2/2018 | Cummins Pacific LLC | B250-BUS REPAIR PARTS | 303.17 |
| 4500017828 | 4/2/2018 | Transit Holdings Inc | B140-BUS CHASSIS | 2,001.77 |
| 4500017829 | 4/2/2018 | Flyers Energy LLC | A120-AUTO/TRUCK GASOLINE | 23,152.66 |
| 4500017830 | 4/2/2018 | Soco Group Inc | B180-BUS DIESEL | 7,566.68 |
| 4500017832 | 4/2/2018 | Transit Holdings Inc | B110-BUS HVAC SYSTEMS | 9,675.30 |
| 4500017833 | 4/2/2018 | Cummins Pacific LLC | B250-BUS REPAIR PARTS | 1,905.82 |
| 4500017834 | 4/2/2018 | Transit Holdings Inc | B250-BUS REPAIR PARTS | 2,832.83 |
| 4500017835 | 4/2/2018 | Steven Timme | G230-PRINTED MATERIALS | 2,708.80 |

REQUEST TO SPEAK FORM

ORDER REQUEST RECEIVED

PLEASE SUBMIT THIS COMPLETED FORM (AND YOUR WRITTEN STATEMENT) TO THE CLERK OF THE BOARD PRIOR TO DISCUSSION OF YOUR ITEM

1. INSTRUCTIONS

This Request to Speak form must be filled out and submitted in advance of the discussion of your item to the Clerk of the Board (please attach any written statement to this form). Communications on hearings and agenda items are generally limited to three minutes per person unless the Board authorizes additional time; however, the Chairperson may limit comment to one or two minutes each if there are multiple requests to speak on a particular item. General public comments on items not on the agenda are limited to three minutes. Please be brief and to the point. No yielding of time is allowed. Subjects of previous hearings or agenda items may not again be addressed under General Public Comments.

(PLEASE PRINT)

| | | | |
|--------------------------------------|-------------------------------------|--|--|
| DATE | April 12, 2018 | | |
| Name | Margo Tanguay | | |
| Address | 229 16th St #116 | | |
| Telephone | 509 231-1144 | | |
| Email | | | |
| Organization Represented | Businesswoman - LEASE DRIVER Rep Tg | | |
| Subject of Your Remarks | Support Garner PB, Farmers Market | | |
| Regarding Agenda Item No. | 63-Public Comment CONTINUED | | |
| Your Comments Present a Position of: | <input type="checkbox"/> | <input checked="" type="checkbox"/> SUPPORT | <input type="checkbox"/> OPPOSITION |

2. TESTIMONY AT NOTICED PUBLIC HEARINGS

At Public Hearings of the Board, persons wishing to speak shall be permitted to address the Board on any issue relevant to the subject of the Hearing.

3. DISCUSSION OF AGENDA ITEMS

The Chairman may permit any member of the public to address the Board on any issue relevant to a particular agenda item.

4. GENERAL PUBLIC COMMENTS ON MATTERS NOT ON THE AGENDA

Public comment on matters not on the agenda will be limited to five speakers with three minutes each, under the Public Comment Agenda Item. Additional speakers will be heard at the end of the Board's Agenda.

NOTE: Subjects of previous hearings or agenda items may not again be addressed under General Public Comments.