



1255 Imperial Avenue, Suite 1000
San Diego, CA 92101-7490
(619) 231-1466 • FAX (619) 234-3407

Agenda

SAN DIEGO METROPOLITAN TRANSIT SYSTEM

BOARD OF DIRECTORS MEETING & FINANCE WORKSHOP

March 21, 2019

9:00 a.m.

James R. Mills Building
Board Meeting Room, 10th Floor
1255 Imperial Avenue, San Diego

To request an agenda in an alternative format or to request accommodations to facilitate meeting participation, please call the Clerk of the Board at least two working days prior to the meeting. Assistive Listening Devices (ALDs) are available from the Clerk of the Board/Assistant Clerk of the Board prior to the meeting and are to be returned at the end of the meeting.

ACTION RECOMMENDED

1. Roll Call
2. Approval of Minutes – February 14, 2019 Approve
3. Public Comments - Limited to five speakers with three minutes per speaker. Others will be heard after Board Discussion items. If you have a report to present, please give your copies to the Clerk of the Board.

Please SILENCE electronics
during the meeting

1255 Imperial Avenue, Suite 1000, San Diego, CA 92101-7490 • (619) 231-1466 • www.sdmtns.com

Metropolitan Transit System (MTS) is a California public agency comprised of San Diego Transit Corp., San Diego Trolley, Inc. and San Diego and Arizona Eastern Railway Company (nonprofit public benefit corporations). MTS is the taxicab administrator for seven cities.

MTS member agencies include the cities of Chula Vista, Coronado, El Cajon, Imperial Beach, La Mesa, Lemon Grove, National City, Poway, San Diego, Santee, and the County of San Diego.



CONSENT ITEMS

6. [Property Insurance Renewal](#) Approve
Action would authorize the Chief Executive Officer (CEO) to renew the property insurance coverage for the San Diego Metropolitan Transit System (MTS), San Diego Transit Corporation (SDTC), and San Diego Trolley, Inc. (SDTI) with the California State Association of Counties – Excess Insurance Authority (CSAC-EIA) Property Insurance Program, effective March 31, 2019, through March 31, 2020, with various coverage deductibles of \$25,000 (real estate and personal contents property), \$100,000 (bus fleet), \$250,000 (light rail fleet) and \$1,500,000 (roads, bridges and tunnels).
7. [Blue Line Right of Way Fence Improvements – Award Work Order Under a Job Order Contract \(JOC\)](#) Approve
Action would authorize the Chief Executive Officer (CEO) to execute Work Order MTSJOC7503-52 to MTS Doc. No. PWL234.0-17 with ABC Construction Company, Inc. (ABC) for the replacement of a portion of the chain link fence along the Blue Line right-of-way.
8. [Blue Line Traction Power Substations Installation – Contract Award](#) Approve
Action would authorize the Chief Executive Officer (CEO) to execute MTS Doc. No. PWL262.0-19 with Mid-Coast Transit Constructors (MCTC) for the installation of three (3) Traction Power Substations on the Blue Line.
9. [Light Rail Vehicle \(LRV\) Braking Resistor Segments – Contract Award](#) Approve
Action would authorize the Chief Executive Officer (CEO) to execute MTS Doc. No. L1481.0-19 with HI-TEC Enterprises, for LRV Braking Resistor Segments.
10. [Fiscal Year 2018-2019 Low Carbon Transit Operations Program \(LCTOP\) Funding](#) Approve
Action would adopt Resolution No. 19-2 in order to: (1) agree to comply with all conditions and requirements set forth in the Certification and Assurances Document, and applicable statutes, regulations, and guidelines for all LCTOP funded transit projects; (2) authorize the Chief Executive Officer (CEO), or designated representative, to execute all required documents of the LCTOP and any amendments thereto with the California Department of Transportation; (3) authorize the use of, and application for, \$6,248,084 in Fiscal Year 2018-2019 LCTOP funding for capital projects which reduce greenhouse gas emissions and approve mobility with a priority on serving disadvantaged communities; (4) authorize the use of \$1,204,139 in Fiscal Year 2017-2018 LCTOP funding for capital projects which reduce greenhouse gas emissions and approve mobility with a priority on serving disadvantaged communities; and (5) certify that at least 50% of the total LCTOP funds received will be spent on projects or services that will benefit Disadvantaged Communities (DAC) identified in Section 39711 of the Health and Safety Code.
11. [RuBAN™ Software and Support Sole Source Contract Amendment](#) Approve
Action would authorize the Chief Executive Officer (CEO) to: (1) Execute Amendment No.1 to MTS Doc. No. G2071.0-18 with Davra Networks (Davra), increasing the contract value of and extending the term of the RuBAN™

Software and Support agreement; and (2) Exercise all option years, at the CEO's discretion.

- | | | |
|-----|--|---------|
| 12. | <u>San Diego Metropolitan Transit System (MTS) El Cajon Blvd. Retaining Wall Retrofit Construction Services – Contract Award</u>
Action would authorize the Chief Executive Officer (CEO) to execute MTS Doc. No. PWL264.0-19 with Western Rim Constructors, Inc. for the El Cajon Blvd. retaining wall retrofit. | Approve |
| 13. | <u>Imperial Avenue Division (IAD) Zero Emission Bus (ZEB) Charger Project Phase I Construction – Contract Award</u>
Action would authorize the Chief Executive Officer (CEO) to execute MTS Doc. No. PWB268.0-19 with Alvarez & Shaw, Inc. (a Disadvantage Business Enterprise (DBE)) for the IAD ZEB Charger Project Phase I Construction. | Approve |
| 14. | <u>Replacement of Existing Lighting Fixtures with New LED Lighting in the Lot at the Imperial Avenue Division (IAD) – Award Work Order Under a Job Order Contract (JOC)</u>
Action would authorize the Chief Executive Officer (CEO) to execute Work Order MTSJOC7502-03 to MTS Doc. No. PWG238.0-17 with Select Electric, Inc. (Minority Owned Business Enterprise (MBE)) for the replacement of existing lighting fixtures with new LED lighting in the lot at IAD. | Approve |
| 15. | <u>Support for Account Based Fare Collection System Phase IV: Implementation Process – Contract Amendment</u>
Action would authorize the Chief Executive Officer (CEO) to execute MTS Doc. No. G1923.7-16, a Sole Source extension with CH2M, to provide support services for the Account Based Fare Collection System Implementation phase. | Approve |
| 16. | <u>Kearny Mesa Division Bus Wash Blowers Construction – Contract Award</u>
Action would authorize the Chief Executive Officer (CEO) to execute MTS Doc. No. PWB267.0-19 with Ahrens Mechanical (Disabled Veteran Business Enterprise (DVBE)) for the Kearny Mesa Division (KMD) Bus Wash Blowers Construction Project. | Approve |
| 17. | <u>Purchase of Network Communication Equipment</u>
Action would authorize the Chief Executive Officer (CEO) to execute the Purchase Order with Advance Digital Solution International Inc. for the provision of network equipment for the Trolley network communications system. | Approve |
| 18. | <u>Replacement of Lighting Fixtures in the Trolley Pits at Building C – Award Work Order Under a Job Order Contract (JOC)</u>
Action would authorize the Chief Executive Officer (CEO) to execute Work Order MTSJOC7503-51 to MTS Doc. No. PWL234.0-17, with ABC Construction Company, Inc. (ABC), for the replacement of lighting fixtures in the trolley pits at Building C. | Approve |
| 19. | <u>San Diego Metropolitan Transit System (MTS) Task Order Contract Approval for Rio Vista Station Retaining Wall and Station Repair Design Services</u>
Action would authorize the Chief Executive Officer (CEO) to execute Amendment 1 to Work Order WOA1949-AE-06 for MTS Doc. No. G1949.0-17 | Approve |

with Jacobs Engineering Group, Inc. (Jacobs) in the amount of \$123,992.84 to perform additional design-engineering services for the Rio Vista Station Retaining Wall and Station Repairs.

- | | | |
|-----|--|---------|
| 20. | <u>Third Party Compass Card and Transit Pass Sales – Amended Agreement with Albertsons</u>
Action would authorize the Chief Executive Officer (CEO) to execute MTS Doc. No. G1598.6-13, with Albertsons for the provision of selling MTS and North County Transit District (NCTD) Compass Card passes at all Albertsons and select Vons groceries stores for two (2) additional years. | Approve |
| 21. | <u>Vendor Managed Inventory (VMI) Program for Transit Maintenance Spare Parts – Contract Award</u>
Action would authorize the Chief Executive Officer (CEO) to execute MTS Document Number B0701.0-19 with The Aftermarket Parts Company, LLC for the supply of certain maintenance spare parts under a vendor managed inventory framework. | Approve |
| 22. | <u>Trolley Track Improvements – Change Orders 1-9</u>
Action would: (1) Ratify Construction Change Orders 1 through 5 with Veolia Transportation Maintenance & Infrastructure (VTMI) to MTS Doc. No. PWL243.0-17 totaling \$166,541.64, for Trolley Track Improvements on MTS's Orange Line and Green Line Light Rail Vehicle (LRV) service route(s); and (2) Authorize the Chief Executive Officer (CEO) to execute MTS Document No. PWL243.0-17 - Change Orders 6 through 9, with VTMI, for \$1,548,856.31. | Approve |

FINANCE WORKSHOP

- | | | |
|-----|--|---------|
| 23. | <u>Fiscal Year 2019 Midyear Adjustment (Mike Thompson)</u>
Action would enact Resolution No. 19-1 amending the fiscal year (FY) 2019 operating budget for the San Diego Metropolitan Transit System (MTS), San Diego Transit Corporation (SDTC), San Diego Trolley, Inc. (SDTI), MTS Contract Services, and the Coronado Ferry. | Enact |
| 24. | <u>Fiscal Year 2020 Operating Budget Discussion (Mike Thompson)</u>
Action would receive a report regarding fiscal year (FY) 2020 operating budget development and provide guidance on budgetary issues. | Receive |
| 25. | <u>Fiscal Year 2020 Capital Improvement Program (Mike Thompson)</u>
Action would: (1) Approve the fiscal year 2020 Capital Improvement Program (CIP) with the estimated federal and nonfederal funding levels. As the federal appropriation figures are finalized and/or other project funding sources become available, allow the Chief Executive Officer (CEO) to identify and adjust projects for the adjusted funding levels; (2) Recommend that the San Diego Association of Governments (SANDAG) Board of Directors approve the submittal of Federal Section 5307, 5337 and 5339 applications for the MTS fiscal year 2020 CIP; and (3) Recommend that the SANDAG Board of Directors approve amendment number 2 of the 2018 Regional Transportation Improvement Program (RTIP) in accordance with the fiscal year 2020 CIP recommendations. | Approve |

CLOSED SESSION

- | | | |
|-----|--|-----------------|
| 26. | a. CLOSED SESSION – CONFERENCE WITH LEGAL COUNSEL – EXISTING LITIGATION Pursuant to California Government Code Section 54956.9(d)(1) Miguel Lopez v. San Diego Trolley, Inc., Metropolitan Transit System et al. San Diego Superior Court Case No. 37-2018-00011347-CU-PA-CTL | Possible Action |
| | b. CLOSED SESSION - CONFERENCE WITH LABOR NEGOTIATORS PURSUANT TO CALIFORNIA GOVERNMENT CODE SECTION 54957.6
<u>Agency:</u> San Diego Trolley, Inc. (SDTI)
<u>Employee Organization:</u> International Association of Sheet Metal, Air, Rail and Transportation Workers (Representing SDTI Train Operators, Electromechanics, Servicepersons and Clerical Staff)
<u>Agency-Designated Representative:</u> Jeff Stumbo | Possible Action |
| | c. CLOSED SESSION – CONFERENCE WITH LEGAL COUNSEL – ANTICIPATED LITIGATION Pursuant to California Government Code Section 54956.9(d)(4) (One potential case: Riverstone Capital, LLC) | Possible Action |
| | d. CLOSED SESSION - PUBLIC EMPLOYEE PERFORMANCE EVALUATION/ CONFERENCE WITH LABOR NEGOTIATORS – CHIEF EXECUTIVE OFFICER Pursuant to California Government Code Sections 54957 and 54957.6;
<u>Agency-Designated Representative:</u> Georgette Gomez, Chairperson
<u>Employee:</u> Paul C. Jablonski | Possible Action |

NOTICED PUBLIC HEARINGS

27. None.

DISCUSSION ITEMS

30. None.

REPORT ITEMS

- | | | |
|-----|--|---------------|
| 45. | MTS Mobile Hub Application Update (Rob Schupp) | Informational |
| 46. | Fiscal Year 2019 Second Quarter Performance Monitoring Report (Denis Desmond) | Informational |
| 47. | Report on Ad Hoc Ballot Measure Committee Activities (Paul Jablonski, Sharon Cooney, Mark Olson) | Informational |

OTHER ITEMS

- | | | |
|-----|--|---------------|
| 60. | Chair Report | Informational |
| 61. | Chief Executive Officer's Report | Informational |

62. Board Member Communications

Informational

63. Additional Public Comments Not on the Agenda

If the limit of 5 speakers is exceeded under No. 3 (Public Comments) on this agenda, additional speakers will be taken at this time. If you have a report to present, please furnish a copy to the Clerk of the Board. Subjects of previous hearings or agenda items may not again be addressed under Public Comments.

64. Next Meeting Date: April 11, 2019

65. Adjournment

MEETING OF THE SAN DIEGO METROPOLITAN TRANSIT SYSTEM
BOARD OF DIRECTORS
1255 Imperial Avenue, Suite 1000
San Diego, CA 92101

DRAFT MINUTES

February 14, 2019

[Clerk's note: Except where noted, public, staff and board member comments are paraphrased].

1. Roll Call

Chair Gomez called the Board meeting to order at 9:00 a.m. A roll call sheet listing Board member attendance is attached.

2. Approval of Minutes

Ms. Moreno moved to approve the minutes of the January 17, 2019, MTS Board of Directors meeting. Ms. Salas seconded the motion, and the vote was 12 to 0 in favor with Mr. Arambula, Mr. Arapostathis, and Mr. Fletcher absent.

REVISED BOARD AGENDA DISCUSSION – FEBRUARY 14, 2019

Chair Gomez brought to the attention of the Board of Directors the revised Board agenda. Karen Landers, General Counsel, briefly discussed the additional closed session item, number 24d, conference with legal counsel regarding existing litigation pursuant to government code section 54956.9(d)(1) with Grand Central West, LLC. She noted that subsequent to the agenda being posted, it became necessary for the Board to receive a briefing on the case. Ms. Landers stated that a two-thirds favorable vote of the Board Members present is required to add the closed session item to the agenda.

Action Taken

Mr. Hall moved to affirm Ms. Landers' findings and add closed session item number 24d to the February 14, 2019 Board of Directors meeting agenda. Ms. Moreno seconded the motion, and the vote was 13 to 0 in favor with Mr. Arapostathis and Mr. Fletcher absent.

3. Public Comments

John Brady – Mr. Brady commented on issues regarding MTS security. He stated that he took pictures of a group of at least ten security officers at Park and Market. Mr. Brady discussed the number of citations and arrests that occurred last year throughout the MTS system. He commented that the reduction in security services costs could be utilized as fares for the public who are not able to buy a full fare. Mr. Brady said that this method should be considered in order to help provide passes to low income or homeless riders.

Joy Freeman – Ms. Freeman commented that she has met and worked with homeless people through Voices of Our City Choir. She stated that many of those people do not have enough money to purchase a bus pass to get to jobs. Ms. Freeman asked for MTS to consider providing free bus fares or reduced bus fares for low income and homeless riders.

Charles Fraley – Mr. Fraley commented on behalf of the International Association of Sheet Metal, Air, Rail and Transportation Workers (SMART). He stated that he is the new union representative for the trolley employees. Mr. Fraley asked for the Board's support as they transfer into this new role. Mr. Fraley also commented that he appreciates the work the MTS security officers do for the system and the riding public.

Richard McNamee – Mr. McNamee recommended that MTS provide youth and certified homeless people with free rides throughout the system. He stated that this will help provide homeless people with transit to jobs and will ensure that younger riders learn to take public transit at an early age.

Michael McConnell – Mr. McConnell stated that the MTS security officers criminalize homeless people. Mr. McConnell said that he is hopeful the new Board Members will help to tackle some of these issues.

Rick Bramball – Mr. Bramball stated that he is opposed to the proposed sales tax initiative. He stated that this proposed sales tax would hurt low income residents. He recommended that the Board think of other options rather than taxing the general public, which would include low income residents.

Marchelle Minafee – Ms. Minafee commented that San Diego State University conducts research about the homeless population and then provides those participants transit passes. She asked what MTS is doing to provide similar services to the homeless population. Ms. Minafee commented that the San Diego Central Library is also another great resource for homeless people.

Laina Gossman – Ms. Gossman asked MTS to consider extending the trolley up to the Sorrento Valley area. She stated that there would likely be a lot of extra ridership from people going to their jobs in that area.

CONSENT ITEMS

6. Investment Report – Quarter Ending December 31, 2018
7. Proposed Revisions to San Diego Metropolitan Transit System (MTS) Policy No. 41 – Signature Authority
Action would approve the proposed revisions to MTS Policy No. 41 – Signature Authority.
8. Excess Insurance Renewals for Liability and Workers' Compensation Program
Action would approve the purchase of excess liability insurance (at limits of \$75 million less a \$2 million self-insured retention [SIR]) and excess workers' compensation insurance (at statutory limits less a \$1 million self-insured retention [SIR]). The new policies would be in effect from March 1, 2019 through March 1, 2020.
9. Revisions to San Diego Metropolitan Transit System (MTS) Ordinance No. 11
Action would: (1) Adopt the proposed amendments to MTS Ordinance No. 11, an Ordinance Providing for the Licensing and the Regulating of Transportation Services within the City and County by the Adoption of a Uniform Paratransit Ordinance; (2) Direct publication of a summary of the amendments to MTS Ordinance No. 11; and (3) Upon adoption of the proposed amendments,

authorize the Chief Executive Officer (CEO) the discretion to enforce MTS Ordinance No. 11 in its amended form.

10. San Diego Metropolitan Transit System (MTS) Task Order Contract Approval for Design Services to Double Track the Bayside Terminal

Action would authorize the Chief Executive Officer (CEO) to execute Work Order WOA1949-AE-31 for MTS Doc. No. G1949.0-17 with Jacobs Engineering Group, Inc. (Jacobs) in the amount of \$706,805.56 to perform design services for the Bayside Terminal double track project.

11. Train Number Signs, Brackets and Support for SD9 Trolley Vehicles for Mid-Coast – Contract Award

Action would authorize the Chief Executive Officer (CEO) to execute MTS Doc. No. L1483.0-19, a Sole Source agreement, with Woojin IS America, Inc. (Woojin), to provide train number signs, brackets and support for the new Mid-Coast SD9 Light Rail Vehicles (LRV).

12. Mobile Router and Cellular Communications Pilot – Conduent Software and Hardware Changes – Sole Source Award

Action would authorize the Chief Executive Officer (CEO) to execute MTS Doc. No. G1914.1-16 with Conduent Transportation Solutions, Inc. (Conduent) for the provision of software changes required to implement the mobile router and cellular communications project.

13. San Diego and Arizona Eastern (SD&AE) Railway Company Quarterly Reports and Ratification of Actions Taken by the SD&AE Board of Directors at its Meeting on January 29, 2019

Action would receive the San Diego and Imperial Valley Railroad (SD&IV), Pacific Southwest Railway Museum Association (Museum), and Desert Line quarterly reports, and ratify all actions taken.

PUBLIC COMMENT – CONSENT ITEM NUMBER 10

Clive Richard – Mr. Richard commented on consent item number 10 and stated that he is excited that MTS is moving forward with this project.

BOARD COMMENT – CONSENT ITEM NUMBER 13

Ms. Rios inquired about consent item number 13. She asked if they have been working with the City of National City in relation to removing abandoned tracks. Ms. Landers replied that staff has been working with the City of National City, City of Chula Vista and City of San Diego to remove the old rail track.

Action on Recommended Consent Items

Ms. Rios moved to approve Consent Agenda Item Nos. 6 – 13. Ms. Frank seconded the motion, and the vote was 14 to 0 in favor with Mr. Arapostathis absent.

NOTICED PUBLIC HEARINGS

25. None.

DISCUSSION ITEMS

30. Implementation Procedures for Board Policy No. 18 (Sharon Cooney, Tim Allison and Debbie Ruane of Norwood Strategies) (TAKEN BEFORE CLOSED SESSION)

Tim Allison, Manager of Real Estate Assets, introduced this item and provided a brief background and history of Board Policy No. 18 and the development of the procedural manual. Debbie Ruane of Norwood Strategies continued the presentation and discussed the details of the proposed procedural manual. She discussed the identification of best practices, the Request for Qualifications/Proposals (RFQ/P) criteria, design criteria, and opportunities for innovation. Lastly, she reviewed the next steps including updating the inventory and website, and continuing pursuing development opportunities.

PUBLIC COMMENTS

John Seymour – Mr. Seymour commented on behalf of National CORE. He stated that they were one of the developers that helped on the creation of this document. Mr. Seymour recommended adding in more flexibility for affordable housing ground leases and sales.

Kelvin Barrios – Mr. Barrios commented on behalf of LiUNA Local 89. He stated that they stand in support of the procedural manual. Mr. Barrios commented that they would like to have a broader conversation of who will build these future projects. Mr. Barrios said they would like to see a skilled and trained workforce for these projects.

Maya Rosas – Ms. Rosas commented on behalf of Circulate San Diego. She commented that they have three main recommendations for the manual including issuing regular RFPs for priority sites, including a percentage of affordable onsite housing, and not replacing underutilized parking for these sites. Ms. Rosas stated that they would like to see stronger language in the manual regarding parking requirements. A full copy of Ms. Rosas' statement is included in the final meeting packet.

BOARD COMMENTS

Ms. Moreno commented that she would like to add one additional sentence to the document under the parking section that would state MTS will not require developers to provide more replacement parking than it is justified by current demand.

Mr. Ward asked if MTS is assessing parking utilization as part of prioritization. Ms. Cooney replied that parking utilization studies occur at the sites when a developer is interested in that particular site. Mr. Ward asked if parking utilization was a factor in determining the priority list. Ms. Cooney replied that it is not included in the priority list factoring, but is mainly focused on ensuring that MTS does not make it difficult for people to access transit who are currently using it by driving to that particular site. Mr. Ward asked if MTS is considering prioritizing areas as part of these tiers within jurisdictions that may have lowered their parking requirements. Ms. Cooney replied that there are many factors that are considered to list specific sites as priority sites. She stated that lower parking requirements will help make the sites more attractive to developers. Mr. Ward inquired about the property inventory and stated that he did not see anything listed in the new Blue Line segment up to University City. Ms. Cooney replied that MTS will not have ownership of those areas until Mid-Coast is open and operating. Mr. Ward asked about a vacant lot located at Riverwalk. Ms. Cooney replied that staff is looking at that specific site as a priority.

Mr. Allison noted that the website will be re-tooled to display the available sites in real time. Mr. Ward commented that he would like to see, when possible, local, skilled and trained workforce members hired for these future projects.

Mr. McClellan commented that he does not want to see all of the parking eliminated at these sites. He said that we will need to account for the people that drive to transit stations, park and ride the system.

Mr. Fletcher stated that he believes we need to rethink about how we viewed parking in the past. He said that he supports Ms. Moreno's additional parking language in the manual. Mr. Fletcher stated that he agrees with Mr. Ward's comments about prevailing wage and believes this Board should look at updating Board Policy No. 52.

Chair Gomez stated that she is supportive of the document and the proposed changes brought by Ms. Moreno. She stated that this has been a priority and is happy to see it finalized. Chair Gomez commented that she is mindful of the housing crisis the area is facing and believes that MTS can provide to the solution. Chair Gomez also commented that she is mindful of utilizing and addressing labor conditions during future projects and stated that changes will be forthcoming to Board Policy No. 52.

Action Taken

Ms. Moreno moved to approve the proposed implementation procedures for Board Policy 18, "Joint Development Program", including the addition of new language related to parking requirements. Mr. Ward seconded the motion, and the vote was 14 to 0 in favor with Mr. Arapostathis absent.

31. 2019 State and Federal Legislative Programs (Sharon Cooney) (TAKEN BEFORE CLOSED SESSION)

Sharon Cooney, Chief of Staff, provided a presentation on the 2019 State and Federal Legislative Program. Ms. Cooney reviewed the details of the federal legislative priorities and the state legislative priorities.

PUBLIC COMMENT

Joe Gabaldon – Mr. Gabaldon commented on behalf of San Diego Gas & Electric (SDG&E). He stated that they support the approval of this item. Mr. Gabaldon said they are committed to providing the most clean, safe and reliable energy infrastructure. He stated that MTS and SDG&E are working together in relation to the Zero Emission Bus deployment. Mr. Gabaldon noted that SDG&E is working on the development of a new EV rate to support commercial fleets, including transportation systems. He stated that they look forward to their continued partnership with MTS.

BOARD COMMENTS

Ms. Moreno recommended the following additional language to be included in the federal legislative program: work with Customs and Border Protection (CBP) to seek approval for a new Customs Inspection Facility to serve cross border rail freight. Mr. Jablonski stated that we have no issues including that point in the program. He noted that MTS has been working closely with

CBP over the past three years regarding this facility. He stated that Baja Railroad has to complete their environmental impact report before CBP is able to finalize a cross border facility.

Ms. Montgomery stated that she is concerned about some of the language related to public safety. She asked for an example of the point in the program that states “oppose attempts to create duplicative state rail safety regulatory agencies.” Ms. Cooney replied that the state of California has one of the most rigorous rail safety programs in the country, even more so than the federal level. She stated that the goal of this point is to not take away from the current process in California. Ms. Montgomery inquired about the point in the program that states “seek stiffer federal criminal penalties for vandalism or theft of transit property” and asked if that would conflict with Proposition 47 or other criminal justice reforms. Ms. Cooney replied that this point is to ensure that we minimize public safety risks. She noted that there are instances of copper wire thefts that can impact the operation of the trolleys and risk the safety of the public. Lastly, Ms. Montgomery commented on the point that states “oppose legislation or regulations that would have an adverse impact on transit agencies’ ability to provide safe transportation to their customers.” She stated that she wants to be sure that we do not create systems where people are trapped in the criminal justice system and are never able to get out, which then lead to other societal issues and problems. Ms. Montgomery commented that she would like to see a balanced approach.

Action Taken

Ms. Moreno moved to approve staff recommendations for 2019 federal and state legislative programs, including the addition of new language to the federal legislative program. Ms. Montgomery seconded the motion, and the vote was 14 to 0 in favor with Mr. Arapostathis absent.

REPORT ITEMS

45. First Transit/Taxicab Pilot Update – Access Services (Bill Spraul) (TAKEN BEFORE CLOSED SESSION)

Bill Spraul, Chief Operating Officer – Transit Services, provided a presentation on the MTS Access Taxi Pilot Program. He provided a brief history of the taxi pilot program. He reviewed the pilot program components; pilot performance results; customer feedback; and random post-trip taxi surveys. Lastly, he reviewed the next steps going forward including continuing the pilot through June 2020, and expanding the program utilization to optimize effectiveness and cost savings.

Ms. Galvez asked where the service is being provided and where it will expand. Mr. Spraul replied that the service is throughout the MTS jurisdiction and is for paratransit trips. Ms. Galvez asked what the actual cost per trip is. Jay Washburn, Manager of Minibus and Paratransit, replied the actual cost per trip is approximately \$25 per trip in a taxi and approximately \$57 per trip for a single ride on the paratransit buses. Ms. Galvez asked about the location of the service areas. Mr. Washburn replied that the trips are provided anywhere within a ¾ mile radius of the MTS fixed route system.

Ms. Rios asked what minimal driver assistance meant. Mr. Washburn replied that there are two levels of service, either door-to-door service or curb-to-curb service. He stated that the taxi drivers are adjusting to accommodating these types of services. Ms. Rios inquired about the

outreach process related to these services. Mr. Washburn replied that they have had strong, positive feedback, but it has been a learning curve for both the drivers and passengers. Ms. Rios stated that she hopes to see additional training throughout the pilot program.

Action Taken

No action taken. Informational item only.

46. Semiannual Uniform Report of Disadvantaged Business Enterprise (DBE) Awards and Payments (Samantha Leslie) (TAKEN BEFORE CLOSED SESSION)

Samantha Leslie, Staff Attorney and DBE Liaison Officer, provided a DBE report. She reviewed the DBE regulations; certified DBE eligibility requirements; federally funded contracts; and outreach measures. She reviewed the results of the semiannual report for April 1, 2018 to September 30, 2018; the summary of DBE achievement for FFY 2016 to 2018; and DBE overall triennial goal for FFY 2019 to 2021. Lastly, Ms. Leslie reviewed the small business achievements for April 1, 2018 to September 30, 2018.

Ms. Montgomery inquired how staff determines the availability of DBEs. Ms. Leslie replied that they hired a consultant to help develop a methodology document for the DBE availability and percentage determination process. Ms. Montgomery asked if that includes only San Diego or statewide companies. Ms. Leslie replied that it is within San Diego County. Ms. Montgomery asked for a list of the outreach events that MTS attended. Ms. Leslie replied that she would provide that list after the meeting.

Action Taken

No action taken. Informational item only.

47. Operations Budget Status Report for December 2018 (Mike Thompson) (TAKEN BEFORE CLOSED SESSION)

Mike Thompson, Director of Financial Planning and Analysis, provided an update on the operations budget status for December 2018. He reviewed the total operating revenues; total operating expenses; and total operating variance. Mr. Thompson reviewed details of on-going concerns including regional sales tax receipts; STA formula funds; passenger levels; and energy prices.

Action Taken

No action taken. Informational item only.

59. Ad Hoc Ballot Measure Committee Report (TAKEN BEFORE CLOSED SESSION)

Chair Gomez stated that the initial polling is currently underway to gather input on what the support is from the voting public. She stated that the results will be brought to the Ad Hoc Ballot Measure Committee in early March and then to the full Board of Directors.

PUBLIC COMMENTS

Tom Lemmon – This speaker did not provide comment.

Murtaza Baxamusa – This speaker did not provide comment.

Michael McConnell – Mr. McConnell commented that he wants to be sure the proposed measure will bring better access to people who are low income or homeless. He stated that any measure that moves forward should address these types of community issues.

60. Chair Report (TAKEN BEFORE CLOSED SESSION)

There was no Chair report.

61. Chief Executive Officer's Report (TAKEN BEFORE CLOSED SESSION)

There was no Chief Executive Officer report.

62. Board Member Communications (TAKEN BEFORE CLOSED SESSION)

Ms. Rios commented that she attend the Mid-Coast trolley tour and encouraged other Board Members to attend the tour. She thanked SANDAG staff for providing the tour.

63. Additional Public Comments on Items Not on the Agenda (TAKEN BEFORE CLOSED SESSION)

Thomas Brill – This speaker was not present.

CLOSED SESSION

24. Closed Session Items

The Board convened to Closed Session at 10:45 a.m.

- a. CLOSED SESSION – CONFERENCE WITH LEGAL COUNSEL – EXISTING LITIGATION Pursuant to California Government Code Section 54956.9(d)(1) *Anda Topalusic v. San Diego Transit Corporation, Metropolitan Transit System et al.* San Diego Superior Court Case No. 37-2018-0001-9000-CU-PO-CTL
- b. CLOSED SESSION – CONFERENCE WITH REAL PROPERTY NEGOTIATORS Pursuant to California Government Code Section 54956.8
Property: APNs 667-020-52, 54, 71, 86, and 88 San Diego, CA
Agency Negotiators: Paul Jablonski, Chief Executive Officer; Karen Landers, General Counsel; and Tim Allison, Manager of Real Estate Assets
Negotiating Parties: United States of America
Under Negotiation: Price and Terms of Payment
- c. CLOSED SESSION – CONFERENCE WITH LEGAL COUNSEL – ANTICIPATED LITIGATION Pursuant to California Government Code Section 54956.9(d)(4) (One potential case: Riverstone Capital, LLC)

- d. CLOSED SESSION – CONFERENCE WITH LEGAL COUNSEL – EXISTING LITIGATION
Pursuant to California Government Code Section 54956.9(d)(1) San Diego Metropolitan
Transit System v. Grand Central West LLC and related cross-complaints (San Diego
Superior Court Case No. 37-2014-00044014-CU-OR-CTL)

The Board reconvened to Open Session at 11:30 a.m.

Oral Report of Final Actions Taken in Closed Session

Karen Landers, General Counsel, reported the following:

- a. The Board received a report from counsel and gave instructions.
- b. The Board received a report and gave instructions to negotiators.
- c. The Board received a report and gave instructions to staff.
- d. The Board received a report and gave instructions to counsel.

63. Additional Public Comments on Items Not on the Agenda (Continued)

David Rodger – Mr. Rodger commented about the lack of security in the system, particularly at the Fifth Avenue Trolley Station. He asked that the Board consider adding more security, especially in the late service hours.

64. Next Meeting Date

The next regularly scheduled Board meeting is March 21, 2019.

65. Adjournment

Chair Gomez adjourned the meeting at 11:33 a.m.

Chairperson
San Diego Metropolitan Transit System

Filed by:

Approved as to form:

Clerk of the Board
San Diego Metropolitan Transit System

General Counsel
San Diego Metropolitan Transit System

Attachment: Roll Call Sheet

SAN DIEGO METROPOLITAN TRANSIT SYSTEM
BOARD OF DIRECTORS
ROLL CALL

MEETING OF (DATE): February 14, 2019

CALL TO ORDER (TIME): 9:00 a.m.

RECESS: _____

RECONVENE: _____

CLOSED SESSION: 10:45 a.m.

RECONVENE: 11:30 a.m.

PUBLIC HEARING: _____


RECONVENE: _____

ORDINANCES ADOPTED: 1

ADJOURN: 11:33 a.m.

BOARD MEMBER	(Alternate)	PRESENT (TIME ARRIVED)	ABSENT (TIME LEFT)
AGUIRRE	<input checked="" type="checkbox"/> (Spriggs) <input type="checkbox"/>	9:00 a.m.	11:33 a.m.
ARAMBULA	<input checked="" type="checkbox"/> (Mendoza) <input type="checkbox"/>	9:03 a.m.	10:45 a.m.
ARAPOSTATHIS	<input type="checkbox"/> (TBD) <input type="checkbox"/>		
FAULCONER	<input type="checkbox"/> (Moreno) <input checked="" type="checkbox"/>	9:00 a.m.	11:33 a.m.
FLETCHER	<input checked="" type="checkbox"/> (Cox) <input type="checkbox"/>	9:08 a.m.	11:33 a.m.
FRANK	<input checked="" type="checkbox"/> (Mullin) <input type="checkbox"/>	9:00 a.m.	11:33 a.m.
GALVEZ	<input checked="" type="checkbox"/> (Diaz) <input type="checkbox"/>	9:00 a.m.	11:33 a.m.
GOMEZ	<input checked="" type="checkbox"/> (Campbell) <input type="checkbox"/>	9:00 a.m.	11:33 a.m.
HALL	<input checked="" type="checkbox"/> (McNelis) <input type="checkbox"/>	9:00 a.m.	11:33 a.m.
MCCLELLAN	<input checked="" type="checkbox"/> (Goble) <input type="checkbox"/>	9:00 a.m.	11:33 a.m.
MONTGOMERY	<input checked="" type="checkbox"/> (Bry) <input type="checkbox"/>	9:00 a.m.	11:33 a.m.
RIOS	<input checked="" type="checkbox"/> (Sotelo-Solis) <input type="checkbox"/>	9:00 a.m.	11:33 a.m.
SALAS	<input checked="" type="checkbox"/> (Diaz) <input type="checkbox"/>	9:00 a.m.	11:33 a.m.
SANDKE	<input type="checkbox"/> (Donovan) <input checked="" type="checkbox"/>	9:00 a.m.	11:33 a.m.
WARD	<input checked="" type="checkbox"/> (Kersey) <input type="checkbox"/>	9:00 a.m.	11:33 a.m.

SIGNED BY THE CLERK OF THE BOARD:



CONFIRMED BY THE GENERAL COUNSEL:





1255 Imperial Avenue, Suite 1000
San Diego, CA 92101-7490
(619) 231-1466 • FAX (619) 234-3407

Agenda Item No. 6

MEETING OF THE SAN DIEGO METROPOLITAN TRANSIT SYSTEM BOARD OF DIRECTORS

March 21, 2019

SUBJECT:

PROPERTY INSURANCE RENEWAL

RECOMMENDATION:

That the Board of Directors authorize the Chief Executive Officer (CEO) to renew the property insurance coverage for the San Diego Metropolitan Transit System (MTS), San Diego Transit Corporation (SDTC), and San Diego Trolley, Inc. (SDTI) with the California State Association of Counties – Excess Insurance Authority (CSAC-EIA) Property Insurance Program, effective March 31, 2019, through March 31, 2020, with various coverage deductibles of \$25,000 (real estate and personal contents property), \$100,000 (bus fleet), \$250,000 (light rail fleet) and \$1,500,000 (roads, bridges and tunnels).

Budget Impact

The preliminary renewal premium would not exceed \$1,174,132 which represents a \$171,066 or 17% combined increase over last year's actual premium of \$1,003,066. The premium is anticipated to be charged against the budgets of MTS (\$17,821), SDTC (\$308,239), and SDTI (\$848,072). The premium will be split between fiscal years 2019 and 2020 as follows:

PROPERTY PREMIUM ESTIMATED FISCAL YEAR SPLIT			
Policy Period: 03/31/18 - 03/31/19			
Agency	FY 19	FY 20	Total Premium
MTS	\$4,455	\$13,366	\$17,821
SDTC	\$77,060	\$231,179	\$308,239
SDTI	\$212,017	\$636,055	\$848,072
TOTAL	\$293,532	\$880,600	\$1,174,132



DISCUSSION:

MTS's current property insurance policy will expire on March 31, 2019. This line of coverage insures against physical damage, vandalism and theft caused to the real and personal property of MTS, SDTC, and SDTI. The coverage is obtained through the California State Association of Counties – Excess Insurance Authority (CSAC-EIA) which is a joint purchase group of 52 California counties and 33 other California public entities. SDTC has been insured through this group since 1993. In November 1997, all MTS entities became insured with CSAC-EIA.

The CSAC-EIA Property Program is a complex layering of multiple insurance carriers, including both domestic and international insurers. Some of the CSAC-EIA members, including both the City and County of San Diego, have purchased earthquake insurance in the past. MTS and its entities have traditionally elected not to purchase this optional coverage.

Due to the size of its membership, the CSAC-EIA Program has tremendous premium purchasing power. Special form perils coverage provides risk protection on most perils (including terrorism), and causes of loss unless specifically excluded by the policy. Some of the perils excluded in MTS' program include earthquake, wear and tear, pollution, war risk, employee fraud, nuclear radiation, and loss to landscaping, money, or watercraft. These exclusions do not include every peril or property specifically excluded; however, they are examples of the types of losses that would not be covered.

The proposed renewal policy carries a blanket limit of \$600 million, which applies to perils for any one occurrence. Under the proposed renewal, the following occurrence-based deductibles would apply: 1) \$25,000 for real estate & personal contents property; 2) \$100,000 for bus collisions; 3) \$250,000 for light rail vehicle collisions; 4) \$250,000 comprehensive coverage on the combined rolling stock (buses and light rail vehicles); and 5) \$1.5 million on roads, bridges, and tunnels. Loss valuation is generally calculated on a replacement cost basis.

The increase in this year's premium is based on the following factors:

(a) MTS's total insured values increased by \$76,513,018 from \$1,166,907,552 in March 2018 to \$1,243,420,570 in March 2019. Some of this was escalation of construction/replacement cost estimates, and some of this was based on new acquisitions, including the approximate \$57M in new light rail vehicles.

(b) The catastrophic hurricane and wildfire property losses that were suffered globally in both 2017 and 2018 have caused carriers to become more conservative in their underwriting practices. Many carriers have reduced their capacity (limits being offered). Other carriers are not renewing in certain high hazard areas. Some reinsurance syndicates have gone out of business while others have cut back on their underwriting and/or raised their rates.

(c) CSAC-EIA's property program has been impacted by this overall market situation as well as by its own catastrophic and attritional losses in the past few years.

(d) The final factor impacting this insurance renewal has to do with CSAC-EIA's long-term carrier, Lexington Insurance Company. For years CSAC-EIA has enjoyed a three year rolling agreement with Lexington on the primary layer of coverage (first \$25M per loss). The rolling agreement allowed for insurance rate stabilization. This year Lexington declined to renew the rolling agreement, so that capacity had to be replaced by additional carriers at higher rates.

Despite these realities, MTS still saves premium dollars and is afforded lower deductibles by insuring its property through the CSAC-EIA membership than it would on a stand-alone basis.

/s/ Sharon Cooney for
Paul C. Jablonski
Chief Executive Officer

Key Staff Contact: Sharon Cooney, 619.557.4513, Sharon.Cooney@sdmts.com

Attachment: A. Preliminary Premium Allocations for MTS, SDTC, & SDTI

*****PRELIMINARY PREMIUM ALLOCATION*****

**CSAC EXCESS INSURANCE AUTHORITY
PROPERTY PROGRAM
POLICY TERM: March 31, 2019 to March 31, 2020**

SAN DIEGO METROPOLITAN TRANSIT SYSTEM

DATE: February 25, 2019

REASON FOR REVISION OF PREMIUM ALLOCATION: UPDATED RENEWAL ESTIMATE

2019/2020 TOTAL ANNUAL PREMIUM: \$17,821
 2018/2019 TOTAL ANNUAL PREMIUM: \$14,372
 PERCENTAGE INCREASE (DECREASE) IN ANNUAL PREMIUM: 23.99%
 2019/2020 TOTAL REPORTED INSURABLE VALUES*: \$56,603,850
 2018/2019 TOTAL REPORTED INSURABLE VALUES: \$54,376,483
 PERCENTAGE INCREASE (DECREASE) IN TOTAL INSURED VALUES: 4.10%

- CALCULATIONS -			
COVERAGE DESCRIPTION	DECLARED VALUES	RATE (\$/100)	ANNUAL PREMIUM
All Risk incl. Flood and Deductible Pool Contribution	\$56,183,092	0.0238	\$13,389
Terrorism, Boiler & Machinery and Brush Fire (Miscellaneous Other Coverages)			\$2,544
OPTIONAL COVERAGES:			
A. Earthquake per schedule including Rooftop (if applicable)	\$ 0	0.0000	\$ 0
B. Licensed Vehicles and Deductible Pool Buy Down Contribution	\$420,758	0.2166	\$911
Licensed Vehicles above \$250,000 in value	\$ 0	0.0000	\$ 0
Buses (Part of Coverage B. Licensed Vehicles)	\$ 0	0.0000	\$ 0
C. Mobile Equipment (Non-highway licensed)	\$ 0	0.0000	\$ 0
D. Fine Arts (scheduled)	\$ 0	0.0107	\$ 0
Total Annual Premium			\$16,845
Estimated Taxes and Fees			\$ 43
Estimated EIA Administration Fees			\$1,249
Estimated Pre-Paid Balance Adjustment			\$210
No Claims Bonus (2016/2017)			\$-525
School Loss Control Service Fee			\$ 0
*Total Insured Values (TIV) as of January 18, 2019	TOTAL COLLECTIBLE PREMIUM		\$17,821

*****PRELIMINARY PREMIUM ALLOCATION*****

**CSAC EXCESS INSURANCE AUTHORITY
PROPERTY PROGRAM
POLICY TERM: March 31, 2019 to March 31, 2020**

SAN DIEGO METROPOLITAN TRANSIT SYSTEM - SAN DIEGO TRANSIT CORPORATION**DATE: February 25, 2019**

REASON FOR REVISION OF PREMIUM ALLOCATION: UPDATED RENEWAL ESTIMATE

2019/2020 TOTAL ANNUAL PREMIUM:	\$308,239
2018/2019 TOTAL ANNUAL PREMIUM:	\$309,992
PERCENTAGE INCREASE (DECREASE) IN ANNUAL PREMIUM:	-0.57%
2019/2020 TOTAL REPORTED INSURABLE VALUES*:	\$243,469,434
2018/2019 TOTAL REPORTED INSURABLE VALUES:	\$245,060,371
PERCENTAGE INCREASE (DECREASE) IN TOTAL INSURED VALUES:	-0.65%

- CALCULATIONS -			
COVERAGE DESCRIPTION	DECLARED VALUES	RATE (\$/100)	ANNUAL PREMIUM
All Risk incl. Flood and Deductible Pool Contribution	\$84,355,828	0.0404	\$34,095
Terrorism, Boiler & Machinery and Brush Fire (Miscellaneous Other Coverages)			\$10,934
OPTIONAL COVERAGES:			
A. Earthquake per schedule including Rooftop (if applicable)	\$ 0	0.0000	\$ 0
B. Licensed Vehicles and Deductible Pool Buy Down Contribution	\$562,150	0.2166	\$1,217
Licensed Vehicles above \$250,000 in value	\$ 0	0.0000	\$ 0
Buses (Part of Coverage B. Licensed Vehicles)	\$158,551,456	0.1600	\$253,682
C. Mobile Equipment (Non-highway licensed)	\$ 0	0.0000	\$ 0
D. Fine Arts (scheduled)	\$ 0	0.0316	\$ 0
Total Annual Premium			\$299,929
Estimated Taxes and Fees			\$771
Estimated EIA Administration Fees			\$5,171
Estimated Pre-Paid Balance Adjustment			\$4,781
No Claims Bonus (2016/2017)			\$-2,411
School Loss Control Service Fee			\$ 0
*Total Insured Values (TIV) as of January 18, 2019	TOTAL COLLECTIBLE PREMIUM		\$308,239

*****PRELIMINARY PREMIUM ALLOCATION*****

**CSAC EXCESS INSURANCE AUTHORITY
PROPERTY PROGRAM
POLICY TERM: March 31, 2019 to March 31, 2020**

SAN DIEGO METROPOLITAN TRANSIT SYSTEM - SAN DIEGO TROLLEY, INC.**DATE: February 25, 2019**

REASON FOR REVISION OF PREMIUM ALLOCATION: UPDATED RENEWAL ESTIMATE

2019/2020 TOTAL ANNUAL PREMIUM:	\$848,072
2018/2019 TOTAL ANNUAL PREMIUM:	\$678,703
PERCENTAGE INCREASE (DECREASE) IN ANNUAL PREMIUM:	24.95%
2019/2020 TOTAL REPORTED INSURABLE VALUES*:	\$1,243,420,570
2018/2019 TOTAL REPORTED INSURABLE VALUES:	\$1,166,907,552
PERCENTAGE INCREASE (DECREASE) IN TOTAL INSURED VALUES:	6.56%

- CALCULATIONS -			
COVERAGE DESCRIPTION	DECLARED VALUES	RATE (\$/100)	ANNUAL PREMIUM
All Risk incl. Flood and Deductible Pool Contribution	\$793,271,245	0.0204	\$161,666
Terrorism, Boiler & Machinery and Brush Fire (Miscellaneous Other Coverages)			\$55,839
OPTIONAL COVERAGES:			
A. Earthquake per schedule including Rooftop (if applicable)	\$ 0	0.0000	\$ 0
B. Licensed Vehicles and Deductible Pool Buy Down Contribution	\$1,453,613	0.2166	\$3,148
Licensed Vehicles above \$250,000 in value	\$ 0	0.0000	\$ 0
Buses (Part of Coverage B. Licensed Vehicles)	\$447,695,712	0.1367	\$612,192
C. Mobile Equipment (Non-highway licensed)	\$1,000,000	0.1500	\$1,500
D. Fine Arts (scheduled)	\$ 0	0.0102	\$ 0
Total Annual Premium			\$834,344
Estimated Taxes and Fees			\$2,144
Estimated EIA Administration Fees			\$12,513
Estimated Pre-Paid Balance Adjustment			\$10,549
No Claims Bonus (2016/2017)			\$-11,478
School Loss Control Service Fee			\$ 0
*Total Insured Values (TIV) as of January 18, 2019	TOTAL COLLECTIBLE PREMIUM		\$848,072



1255 Imperial Avenue, Suite 1000
San Diego, CA 92101-7490
(619) 231-1466 • FAX (619) 234-3407

Agenda Item No. 7

MEETING OF THE SAN DIEGO METROPOLITAN TRANSIT SYSTEM BOARD OF DIRECTORS

March 21, 2019

SUBJECT:

BLUE LINE RIGHT OF WAY FENCE IMPROVEMENTS – AWARD WORK ORDER
UNDER A JOB ORDER CONTRACT (JOC)

RECOMMENDATION:

That the San Diego Metropolitan Transit System (MTS) Board of Directors authorize the Chief Executive Officer (CEO) to execute Work Order MTSJOC7503-52 to MTS Doc. No. PWL234.0-17 (in substantially the same format as Attachment A) with ABC Construction Company, Inc. (ABC) for the replacement of a portion of the chain link fence along the Blue Line right-of-way.

Budget Impact

The total cost will not exceed \$293,978.92 inclusive of a direct cost of \$285,472.42 and the contractor share of administrative fees totaling \$2,883.56. Total administrative fees are \$8,506.50 (contractor share \$2,883.56 and MTS share \$5,622.94). Funding will be from the MTS Capital Improvement Project 2006107001 – Fence Improvements on Right of Way.

DISCUSSION:

MTS has chain link fence along the Blue Line right of way that is at the end of useful service life and needs to be removed and replaced.

This project generally consists of replacing all 10,720 linear feet of fence from Sigsbee Street to Smythe Crossing with new fence. This project will result in improved security along this segment of the Blue Line.



In September 2016, the San Diego Association of Governments (SANDAG) and MTS issued a joint solicitation for the provision of on-call JOC general building and facilities construction services. This includes general building and facility contracting services such as demolition, maintenance, and modification of existing buildings and facilities, with all required incidental professional and technical services required. JOC is a procurement method under which public agencies may accomplish frequently encountered repairs, maintenance, and construction projects through a single, competitively procured long-term agreement. Three bids were received and the contract was awarded to ABC.

A work order will be issued to ABC for the removal and replacement of the fencing along the Blue Line. ABC will be providing all materials, labor, equipment, and disposal necessary for replacing the fencing. Work is expected to be complete by late fall 2019.

Pricing for this repair task order was reviewed and determined to be fair and reasonable.

Therefore, staff recommends that the MTS Board of Directors authorize the CEO to execute Work Order MTSJOC7503-52 to MTS Doc. No. PWL234.0-17 (in substantially the same format as Attachment A) with ABC for the replacement of a portion of the chain link fence along the Blue Line right of way.

/s/ Paul C. Jablonski

Paul C. Jablonski
Chief Executive Officer

Key Staff Contact: Sharon Cooney, 619.557.4513, Sharon.Cooney@sdmts.com

Attachment: A. Draft MTS Doc. No. PWL234.0-17, Work Order MTSJOC7503-52

JOB ORDER CONTRACT
WORK ORDER

PWL234.0-17

CONTRACT NUMBER

MTSJOC7503-52

WORK ORDER NUMBER

THIS AGREEMENT is entered into this _____ day of _____, 2019, in the state of California by and between San Diego Metropolitan Transit System ("MTS"), a California public agency, and the following, hereinafter referred to as "Contractor":

Name: ABC Construction Company, Inc. Address: 3120 National Avenue

Form of Business: Corporation San Diego, CA 92113

(Corporation, partnership, sole proprietor, etc.)

Telephone: (619) 239-3428

Authorized person to sign contracts: Wayne Czubernat Project Manager
Name Title

Pursuant to the existing Job Order Contract (MTS Doc. No. PWL234.0-17), MTS issues a Work Order to Contractor to complete the detailed Scope of Work (attached as Exhibit A.), the Cost Breakdown for the Scope of Work (attached as Exhibit B.), and the subcontractor listing form applicable to this Work Order (attached as Exhibit C.)

Pursuant to the SANDAG JOC Contract Section 7-1.04A(3), 1% of the work order value has been deducted. MTS will pay both the Contractor (1%) and the MTS/Owner share of the Gordian Group license fee. The total cost for this work order will not exceed \$288,355.98 inclusive of a direct cost of \$285,472.42 and a 1% Gordian Group license fee of \$2,883.56.

TOTAL PAYMENTS TO CONTRACTOR SHALL NOT EXCEED \$285,472.42

SAN DIEGO METROPOLITAN TRANSIT SYSTEM	CONTRACTOR AUTHORIZATION
By: _____ Chief Executive Officer	Firm: _____
Approved as to form:	By: _____ Signature
By: _____ Office of General Counsel	Title: _____

AMOUNT ENCUMBERED	BUDGET ITEM	FISCAL YEAR
<u>\$ 285,472.42</u>	<u>2006107001/599908</u>	<u>2019</u>

By: _____ Date _____
Chief Financial Officer



1255 Imperial Avenue, Suite 1000
San Diego, CA 92101-7490
(619) 231-1466 • FAX (619) 234-3407

Agenda Item No. 8

MEETING OF THE SAN DIEGO METROPOLITAN TRANSIT SYSTEM BOARD OF DIRECTORS

March 21, 2019

SUBJECT:

BLUE LINE TRACTION POWER SUBSTATIONS INSTALLATION – CONTRACT
AWARD

RECOMMENDATION:

That the San Diego Metropolitan Transit System (MTS) Board of Directors authorize the Chief Executive Officer (CEO) to execute MTS Doc. No. PWL262.0-19 (in substantially the same format as Attachment A) with Mid-Coast Transit Constructors (MCTC) for the installation of three (3) Traction Power Substations on the Blue Line.

Budget Impact

The value of this agreement will not exceed \$3,128,993.00 and is funded under the MTS Capital Improvement Program (CIP) Project number 2008101301.

DISCUSSION:

There are currently ten (10) Traction Power Substations (Substation) located along the Blue Line that have been in service since the original Blue Line Trolley started more than 38 years ago. The substations have surpassed their life expectancy and require constant maintenance, which has become extremely costly due to the lack of replacement parts. The replacement parts have become either obsolete, hard to find, or very expensive to repair. Also, the substations' flooring is warping and deteriorating causing safety hazards for maintenance employees during maintenance calls. Staff has identified three (3) substations along the Blue Line most in need of replacement and is seeking Board approval to replace with new substations.

Currently, MTS has an existing substation procurement contract with Siemens, where MTS has exercised the Options to take delivery of an additional 17 substations (14 substations for Mid Coast and 3 for MTS Blue Line). MTS would like to use the three (3)



Blue Line substation contract options for replacing the three (3) existing substations on the Blue Line first.

On November 27 2018, staff issued an Invitation for Bids (IFB) for the installation of the three substations. One responsive bid was received by the due date of January 18, 2019.

Blue Line TPSS Installation	
COMPANY NAME	BID AMOUNT
<i>MCTC</i>	\$3,128,993.00
<i>ICE</i>	\$2,932,293.00

A single bid analysis was conducted in order to determine if there was an element of the solicitation or the specification that limited competition, and it was determined that the solicitation and specifications met all requirements for an open competition. In general, there is limited competition in the area for specialized substation construction which leads to low number of bid submissions. Based on the bid received, and in comparison with the independent cost estimate, MCTC's price of \$3,128,992.75 was determined to be fair and reasonable. MCTC has designated three (3) subcontractors for this project, two (2) of which are certified as a Disadvantaged Business Enterprise (DBE).

Subcontractor Name	Designation	Estimated Amount
HMS Construction	None	\$2,033,845.45
ACE Fence Company	DBE	\$62,579.86
Alvarez and Shaw	DBE	\$31,289.93

Therefore, staff recommends that the MTS Board of Directors authorize the CEO to execute MTS Doc. No. PWL262.0-19 (in substantially the same format as Attachment A) with MCTC for the installation of three (3) Traction Power Substations on the Blue Line.

/s/ Paul C. Jablonski
Paul C. Jablonski
Chief Executive Officer

Key Staff Contact: Sharon Cooney, 619.557.4513, Sharon.Cooney@sdmts.com

Attachment: A. Draft MTS Doc. No. PWL262.0-19

**STANDARD CONSTRUCTION AGREEMENT
FOR
CPC SUBSTATION REPLACEMENT**

PWL262.0-19 CONTRACT NUMBER

THIS AGREEMENT is entered into this _____ day of _____ 2019, in the State of California by and between San Diego Metropolitan Transit System ("MTS"), a California public agency, and the following, hereinafter referred to as "Contractor":

Name: Mid-Coast Transit Constructors

Address: 4690 Executive Drive

Form of Business: Partnership
(Corporation, Partnership, Sole Proprietor, etc.)

San Diego, CA 92121

Telephone: 858-218-0700

Email Address: emeisgerier@mctciv.com

Authorized person to sign contracts: Eric Meisgerier
Name

Deputy Project Manager
Title

The specified Contract Documents are part of this Agreement. The Contractor agrees to furnish to MTS services and materials, as follows:

Contractor shall furnish all necessary management, supervision, labor, materials, tools, supplies, equipment, plant, services, engineering, testing and/or any other act or thing required to diligently and fully perform and complete the Project as specified in the Scope of Work (Exhibit A), Bid Proposal (Exhibit B), and in accordance with the Standard Construction Agreement and Special Conditions (Exhibit C), and Federal Requirements (Exhibit D).

SCOPE OF WORK. Contractor, for and in consideration of the payment to be made to Contractor as hereinafter provided, shall furnish all plant, labor, technical and professional services, supervision, materials and equipment, other than such materials and equipment as may be specified to be furnished by MTS, and perform all operations necessary to complete the Work in strict conformance with the Contract Documents (defined below) for the following public work of improvement:

CPC SUBSTATION REPLACEMENT

Contractor is an independent contractor and not an agent of MTS. The Contractor and its surety shall be liable to MTS for any damages arising as a result of the Contractor's failure to comply with this obligation.

CONTRACT TIME. Time is of the essence in the performance of the Work. The Work shall be commenced by the date stated in MTS's Notice to Proceed. The Contractor shall complete all Base Work required by the Contract Documents within 180 calendar days from the commencement date stated in the Notice to Proceed. Add Alternate Work required by the Contract Documents completed within an additional 360 calendar days from the commencement date stated in the Notice to Proceed. By its signature hereunder, Contractor agrees the Contract Time is adequate and reasonable to complete the Work.

CONTRACT PRICE. MTS shall pay to the Contractor as full compensation for the performance of the Contract, subject to any additions or deductions as provided in the Contract Documents, and including all applicable taxes and costs, the sum of three million one hundred twenty-eight thousand nine hundred ninety-three Dollars (\$ 3,128,993.00). Payment shall be made as set forth in the General Conditions.

LIQUIDATED DAMAGES. It is agreed that the Contractor will pay MTS the sum of **\$2,444.00** for each and every calendar day of delay beyond the time prescribed in the Contract Documents for finishing the Work, as Liquidated Damages and not as a penalty or forfeiture. In the event this is not paid, the Contractor agrees

MTS may deduct that amount from any money due or that may become due the Contractor under the Contract. This Section does not exclude recovery of other damages specified in the Contract Documents.

COMPONENT PARTS OF THE CONTRACT. The "Contract Documents" include the following:

Invitation for Bids (IFB)
Information and Instructions for Bidders
Contractor's Bid Forms
Bid Bond
Designation of Subcontractors
Designation of Other Third Party Contractors
Information Required of Bidders
Non-Collusion Declaration Form
Iran Contracting Act Certification
Public Works Contractor Registration Certification
Performance Bond
Payment (Labor and Materials) Bond
General Conditions
Special Provisions (or Special Conditions)
Federal Requirements (Federal Transit Administration)
Technical Specifications prepared by Gina Shaw ., dated 6-6-2018_
Standard Specifications (Excluding sections 1-9 in their entirety)
Addenda
Plans prepared by Gina Shaw, dated 6-6-2018
Change Orders as executed by MTS

The Contractor shall complete the Work in strict accordance with all of the Contract Documents.

This Contract shall supersede any prior agreement of the parties.

PROVISIONS REQUIRED BY LAW. Each and every provision of law required to be included in these Contract Documents shall be deemed to be included in these Contract Documents. The Contractor shall comply with all requirements of the California Labor Code applicable to this Project.

INDEMNIFICATION. Contractor shall provide indemnification as set forth in the General Conditions.

PREVAILING WAGES. Contractor shall be required to pay the prevailing rate of wages in accordance with the Labor Code which such rates shall be made available at MTS's Administrative Office or may be obtained online at <http://www.dir.ca.gov> and which must be posted at the job site

SAN DIEGO METROPOLITAN TRANSIT SYSTEM		CONTRACTOR AUTHORIZATION	
By: _____ Chief Executive Officer		Firm: _____	
Approved as to form:		By: _____ Signature	
By: _____ Office of General Counsel		Title: _____	
AMOUNT ENCUMBERED	BUDGET ITEM	FISCAL YEAR	
\$3,128,993.00	2008101301	FY20	
By: _____ Chief Financial Officer		Date _____	
(____ total pages, each bearing contract number)		SA-CONSTRUCTION (REV X-17)	



1255 Imperial Avenue, Suite 1000
San Diego, CA 92101-7490
(619) 231-1466 • FAX (619) 234-3407

Agenda Item No. 9

MEETING OF THE SAN DIEGO METROPOLITAN TRANSIT SYSTEM BOARD OF DIRECTORS

March 21, 2019

SUBJECT:

LIGHT RAIL VEHICLE (LRV) BRAKING RESISTOR SEGMENTS – CONTRACT
AWARD

RECOMMENDATION:

That the San Diego Metropolitan System (MTS) Board of Directors authorize the Chief Executive Officer (CEO) to execute MTS Doc. No. L1481.0-19 (insubstantially the same format as Attachment A) with HI-TEC Enterprises, for LRV Braking Resistor Segments.

Budget Impact

The total budget for this project shall not exceed \$789,879.60 (\$731,370 plus \$58,509.60 CA sales tax) and is funded by the LRV budget account 350016-545100.

DISCUSSION:

MTS operates a fleet of LRVs which includes 52 SD100 vehicles. These vehicles are equipped with braking systems that rely principally on precisely modulated resistance to electrical energy flows in the propulsion systems. This resistance helps regulate train speed and is managed through resistor banks that are integrated in the propulsion system. The constant acceleration/deceleration of trains results in deformations to these resistor banks which must be remedied quickly to ensure trolleys operate safely and efficiently.

The resistor bank components are all manufactured by GINO for Siemens Industry and require periodic overhaul as part of MTS's preventive maintenance program to ensure continued safe, reliable service. MTS must procure additional resistor equipment for stock to facilitate these maintenance activities and minimize vehicle downtime.



On December 21, 2019, staff issued an Invitation for Bids (IFB). A single responsive and responsible bid was received from HI-TEC Enterprises by the due date of February 1, 2019.

In compliance with the Federal Transit Administration (FTA) requirements for single bids, staff conducted a post-bid survey of potential bidders that chose not to submit a bid. Staff received no responses to the survey and upon review of the specification determined that there were no restrictions to competition.

After conducting a cost analysis in relation to past purchases, and reviewing HI-TEC Enterprises' bid for responsiveness and responsibility, and comparing it to the ICE, it was determined that HI-TEC Enterprises provided a fair and reasonable price.

LRV BREAKING RESISTOR SEGMENTS		
Contract Term	HI-TEC	ICE
Year 1	\$ 231,450.00	\$ 248,664.36
Year 2	\$ 241,740.00	\$ 256,124.28
Year 3	\$ 258,180.00	\$ 263,807.94
Grand Total (Basis of Award)	\$ 731,370.00	\$ 768,596.58
*Tax not included in bid comparison		

Therefore, staff recommends that the Board of Directors authorize the CEO to execute MTS Doc. No. L1481.0-19, (in substantially the same format as Attachment A) with HI-TEC Enterprises for LRV Braking Resistor Segments.

/s/ Paul C. Jablonski

Paul C. Jablonski
Chief Executive Officer

Key Staff Contact: Sharon Cooney, 619.557.4513, Sharon.Cooney@sdmts.com

Attachments: A. Draft MTS Doc. No. L1481.0-19
B. Cost Breakdown

STANDARD PROCUREMENT AGREEMENT

L1481.0-19
CONTRACT NUMBER

THIS AGREEMENT is entered into this _____ day of _____, 2019, in the State of California by and between San Diego Metropolitan Transit System ("MTS"), a California public agency, and the following, hereinafter referred to as "Contractor":

Name: HI-TEC Enterprises. Address: 1601 Ives Avenue, Suite J

Form of Business: _____ Oxnard, CA 93033

(Corporation, partnership, sole proprietor, etc.)

Telephone: 805-247-9007

Email Address: c.eising@hitecent.com

Authorized person to sign contracts: Clark Eising Vice President
Name Title

The attached Standard Conditions are part of this Agreement. The Contractor agrees to furnish to MTS services and materials, as follows:

Light Rail Vehicle (LRV) Braking Resistor Segments as specified in the MTS minimum technical specifications/Scope of Work (attached as Exhibit A), in accordance with the Standard Conditions Procurement, including Standard Conditions Procurement (attached as Exhibit B), Hi-Tec Enterprises' Bid dated 2/1/98 (attached as Exhibit C), and Signed MTS Forms – Hi-Tec Enterprises (attached as Exhibit D).

The contract term is for three (3) years for the amount of \$789,879.60. The period shall be effective from April 1, 2019 through March 31, 2022. Payment terms shall be net 30 days from invoice date.

SAN DIEGO METROPOLITAN TRANSIT SYSTEM		CONTRACTOR AUTHORIZATION
By: _____ Chief Executive Officer		Firm: _____
Approved as to form:		By: _____ Signature
By: _____ Office of General Counsel		Title: _____
AMOUNT ENCUMBERED	BUDGET ITEM	FISCAL YEAR
\$789,879.60	350016-545100	FY 19-23

By: _____ Date
Chief Financial Officer

SA-PROCUREMENT (REV 2/22/2017)
DATE

MTS BID FORMS

SAN DIEGO METROPOLITAN TRANSIT SYSTEM

MTS Doc. No. L1481.0-19Opening: Refer to Calendar of EventsFor: LIGHT RAIL VEHICLE (LRV) BREAKING RESISTOR SEGMENTS

YEAR 1					
Item #	Stock Code	OEM (Siemens) Part number	ITEM DESCRIPTION	Estimated Quantity	Extended Price
1	70195255	910-491-000-01	Resistor Band Segment R9, R11, R21 (Siemens)	6	60,870.00
2	70198173	910-491-000-02	Resistor Band Segment R4 (Siemens)	6	55,590.00
3	70198693	910-491-000-03	Resistor Band Segments R4/R3 (Siemens)	6	60,450.00
4	70195248	910-491-310-01	Resistor Band Segments R1 (Siemens)	6	54,540.00
				Subtotal	231,450.00
				Tax	18,516.00
				Freight Charges (If applicable)	— 0 —
				Total Year One	\$ 249,966.00

*The quantities described on the bid form are for bidding purposes only. They represent what MTS anticipates as a requirement, but MTS does not guarantee this quantity. The actual quantity ordered/used may be more or less than what is anticipated on the bid form, and it is dictated by MTS' actual requirements and the available funding at the time each phase and/or option is initiated.

YEAR 2					
Item #	Stock Code	OEM (Siemens) Part number	ITEM DESCRIPTION	Estimated Quantity	Extended Price
1	70195255	910-491-000-01	Resistor Band Segment R9, R11, R21 (Siemens)	6	63,570.00
2	70198173	910-491-000-02	Resistor Band Segment R4 (Siemens)	6	58,050.00
3	70198693	910-491-000-03	Resistor Band Segments R4/R3 (Siemens)	6	63,150.00
4	70195248	910-491-310-01	Resistor Band Segments R1 (Siemens)	6	56,970.00
				Subtotal	241,740.00
				Tax	19,339.20
				Freight Charges (If applicable)	— 0 —
				Total Year Two	261,079.20

*The quantities described on the bid form are for bidding purposes only. They represent what MTS anticipates as a requirement, but MTS does not guarantee this quantity. The actual quantity ordered/used may be more or less than what is anticipated on the bid form, and it is dictated by MTS' actual requirements and the available funding at the time each phase and/or option is initiated.

RETURN THIS FORM WITH YOUR BID RETAIN OTHER PAGES FOR YOUR RECORDS

SAN DIEGO METROPOLITAN TRANSIT SYSTEM

BID FORMS - CONTINUEDMTS Doc. No. L1481.0-19Opening: Refer to Calendar of EventsFor: LIGHT RAIL VEHICLE (LRV) BREAKING RESISTOR SEGMENTS

YEAR 3					
Item #	Stock Code	OEM (Siemens) Part number	ITEM DESCRIPTION	Estimated Quantity	Extended Price
1	70195255	910-491-000-01	Resistor Band Segment R9, R11, R21 (Siemens)	6	67,890.00
2	70198173	910-491-000-02	Resistor Band Segment R4 (Siemens)	6	62,010.00
3	70198693	910-491-000-03	Resistor Band Segments R4/R3 (Siemens)	6	67,440.00
4	70195248	910-491-310-01	Resistor Band Segments R1 (Siemens)	6	60,840.00
				Subtotal	258,180.00
				Tax	20,654.40
				Freight Charges (If applicable)	— 0 —
				Total Year Three	278,834.40

*The quantities described on the bid form are for bidding purposes only. They represent what MTS anticipates as a requirement, but MTS does not guarantee this quantity. The actual quantity ordered/used may be more or less than what is anticipated on the bid form, and it is dictated by MTS' actual requirements and the available funding at the time each phase and/or option is initiated.

Contract Term	Totals
Year 1	\$ 249,966.00
Year 2	\$ 261,079.20
Year 3	\$ 278,834.40
Grand Total (Basis of Award)	\$ 789,879.60

**RETURN THIS FORM WITH YOUR BID
RETAIN OTHER PAGES FOR YOUR RECORDS**



1255 Imperial Avenue, Suite 1000
San Diego, CA 92101-7490
(619) 231-1466 • FAX (619) 234-3407

Agenda Item No. 10

MEETING OF THE SAN DIEGO METROPOLITAN TRANSIT SYSTEM BOARD OF DIRECTORS

March 21, 2019

SUBJECT:

FISCAL YEAR 2018-2019 LOW CARBON TRANSIT OPERATIONS PROGRAM
(LCTOP) FUNDING

RECOMMENDATION:

That the Board of Directors adopt Resolution No. 19-2 in order to:

- 1) agree to comply with all conditions and requirements set forth in the Certification and Assurances Document, and applicable statutes, regulations, and guidelines for all LCTOP funded transit projects;
- 2) authorize the Chief Executive Officer (CEO), or designated representative, to execute all required documents of the LCTOP and any amendments thereto with the California Department of Transportation;
- 3) authorize the use of, and application for, \$6,248,084 in Fiscal Year 2018-2019 LCTOP funding for capital projects which reduce greenhouse gas emissions and approve mobility with a priority on serving disadvantaged communities;
- 4) authorize the use of \$1,204,139 in Fiscal Year 2017-2018 LCTOP funding for capital projects which reduce greenhouse gas emissions and approve mobility with a priority on serving disadvantaged communities; and
- 5) certify that at least 50% of the total LCTOP funds received will be spent on projects or services that will benefit Disadvantaged Communities (DAC) identified in Section 39711 of the Health and Safety Code.

Budget Impact

Resolution No.19-2 would add \$7,452,223 to the existing Zero Emission Bus Pilot project (MTS CIP No. 10011055).



DISCUSSION:

The LCTOP is one of several programs that are part of the Transit, Affordable Housing, and Sustainable Communities Program established by the California Legislature in 2014 by Senate Bill 862 (SB 862). The LCTOP is a formula-based program, which provides operating and capital assistance for transit agencies to reduce greenhouse gas emissions and improve mobility, with a priority on serving disadvantaged communities.

As a condition of the LCTOP, the San Diego Metropolitan Transit System (MTS) must agree to comply with specific terms and conditions outlined in the LCTOP Certification and Assurances Form. In addition, the Board of Directors must authorize the CEO, or their designated representative, to execute all required documents of the LCTOP and amendments thereto with the California Department of Transportation. Upon approval by the MTS Board of Directors, MTS will use the FY 2018-19 LCTOP allocation of \$6,248,084, and \$1,204,139 of the FY 2017-2018 allocation for the following purposes:

Project	2017-2018 LCTOP Amount	2018-2019 LCTOP Amount
Zero Emission Bus Pilot Program	\$1,204,139	\$6,248,084
Total LCTOP Allocation		\$7,452,223

The LCTOP requires that the Board Resolution state Disadvantaged Communities (DAC) requirements if the service area of the implementing agency includes any DACs as identified by the California Environmental Protection Agency (CalEPA). The MTS service area includes 37 DACs as identified by CalEPA. Hence, MTS is required to certify that at least 50% of the total LCTOP funds received will be spent on projects or services that benefit DACs identified in Section 39711 of the Health and Safety Code. MTS staff has conducted an analysis of the project areas and determined that both projects will provide direct and meaningful benefits to DACs in the MTS service area, indicating that one hundred percent of the allocated funds will provide benefits to DACs.

/s/ Paul C. Jablonski
Paul C. Jablonski
Chief Executive Officer

Key Staff Contact: Sharon Cooney, 619.557.4513, Sharon.Cooney@sdmts.com

Attachment: A. Resolution No. 19-2

SAN DIEGO METROPOLITAN TRANSIT SYSTEM

Resolution No. 19-2

Resolution Authorizing the Execution of the Certifications and Assurances and Authorized Agent Forms for the 2018-2019 Low Carbon Transit Operations Program (LCTOP) For the Zero Emission Bus Pilot Program (\$6,248,084), and use of the Roll Forward of Funds from 2017-2018 for Zero Emission Bus Pilot (\$1,204,139)

WHEREAS, the San Diego Metropolitan Transit System (MTS) is an eligible project sponsor and may receive state funding from the Low Carbon Transit Operations program (LCTOP) now or sometime in the future for transit projects; and

WHEREAS, the statutes related to state-funded transit projects require a local or regional implementing agency to abide by various regulations; and

WHEREAS, Senate Bill 862 (2014) named the California Department of Transportation as the administrative agency for the LCTOP; and

WHEREAS, the Department has developed guidelines for the purpose of administering and distributing LCTOP funds to eligible project sponsors (local agencies); and

WHEREAS, the San Diego Metropolitan Transit System (MTS) wishes to delegate authorization to execute these documents and any amendments thereto to the Paul Jablonski, Chief Executive Officer, and designated representatives.

WHEREAS, the San Diego Metropolitan Transit System (MTS) wishes to implement the Zero Emission Bus Pilot Program, and use the funds that were rolled forward \$1,204,139 in 2017-18 funds for the zero emission bus pilot.

NOW THEREFORE, BE IT RESOLVED, DETERMINED, AND ORDERED by the San Diego Metropolitan Transit System Board of Directors that San Diego Metropolitan Transit System agrees to comply with all conditions and requirements set forth in the Certification and Assurances document, and applicable statutes, regulations, and guidelines for all Low Carbon Transit Operations (LCTOP) funded transit projects.

BE IT FURTHER RESOLVED by the San Diego Metropolitan Transit System Board of Directors that the Chief Executive Officer, or designated representative, be authorized to execute all required documents of the LCTOP program and any Amendments thereto with the California Department of Transportation.

BE IT FURTHER RESOLVED by the San Diego Metropolitan Transit System Board of Directors that the San Diego Metropolitan Transit System be authorized to apply for and use \$6,248,084 in FY 2018-2019 LCTOP funds, and \$1,204,139 in 2017-2018 LCTOP funds for the following projects:

- Zero Emission Bus Pilot Program - \$7,452,223

BE IT FURTHER RESOLVED by the San Diego Metropolitan Transit System Board of Directors that the San Diego Metropolitan Transit System agrees to spend at least 50% of all LCTOP funds received on projects or services that benefit SB535 Disadvantaged Communities.

PASSED AND ADOPTED, by the Board of Directors this 21st day of March 2019 by the following vote:

AYES:

NAYS:

ABSENT:

ABSTAINING:

Chairperson
San Diego Metropolitan Transit System

Filed by:

Approved as to form:

Clerk of the Board
San Diego Metropolitan Transit System

Office of the General Counsel
San Diego Metropolitan Transit System



1255 Imperial Avenue, Suite 1000
San Diego, CA 92101-7490
(619) 231-1466 • FAX (619) 234-3407

Agenda Item No. 11

MEETING OF THE SAN DIEGO METROPOLITAN TRANSIT SYSTEM BOARD OF DIRECTORS

March 21, 2019

SUBJECT:

RuBAN™ SOFTWARE AND SUPPORT SOLE SOURCE CONTRACT AMENDMENT

RECOMMENDATION:

That the San Diego Metropolitan Transit System (MTS) Board of Directors authorize the Chief Executive Officer (CEO) to:

- 1) Execute Amendment No.1 to MTS Doc. No. G2071.0-18 (in substantially the same format as Attachment A) with Davra Networks (Davra), increasing the contract value of and extending the term of the RuBAN™ Software and Support agreement; and
- 2) Exercise all option years, at the CEO's discretion.

Budget Impact

The total estimated cost of this amendment will not exceed \$125,800. This amendment will be funded through the MTS Information Technology Operating Budget Account No. 661010-571250.

The table below summarizes budget for the proposed amendment:

Description	Amount
Additional Budget RuBAN™ Software and Support for Next Train Arrival (\$5,000 x 5 mos.)	\$25,000.00
4 Years RuBAN™ Software and Support for trolley real-time GTFS (\$2,100 x 48 mos.)	\$100,800.00
Total Amount	\$125,800.00



DISCUSSION:

Passenger information systems provide a key communication link between transit operations and the traveling public. In 2015 and as the result of a competitive procurement process, Davra's RuBAN™ platform was selected for the Next Train Arrival (NTA) pilot project. Since that initial pilot, MTS has expanded the RuBAN™ platform and completed a series of projects designed to improve the traveler's experience by providing up to date, real-time, relevant travel information.

In September 2016, MTS completed the implementation of the NTA project for all train lines and in November 2016, MTS began the implementation of the Public Address (PA) System and Light Rail Vehicle (LRV) Remote Diagnostics System projects which continued to leverage and expand upon the RuBAN™ platform. In December 2017, the MTS Board of Directors approved MTS Doc. No. G2071.0-18 with Davra through a Sole source contract, for RuBAN™ Software and Support for three base years and two - 1 year options, exercisable at MTS's sole discretion for a total of \$300,000.

In early 2018, while evaluating additional enhancements that could improve the usability of the transit system, it was identified that MTS did not have a real-time trolley General Transit Feed Specification (GTFS). GTFS "feeds" are important as they allow public transit agencies to publish their transit data and third-party developers' can then use that data to write transit applications. GTFS datasets are used in a variety of types of applications, including trip planners such as Google Maps and mobile applications such as OneBusAway. Davra were engaged to create a trolley real-time GTFS dataset for publication to Google, OneBusAway and any third party vendors who wished to utilize the dataset. Davra completed the GTFS project in December 2018.

Davra has developed and expanded the RuBAN™ platform to meet agency needs and is responsible for support of all aspects of this platform. This support includes software development, configuration, implementation, testing and support of the essential cross system integrations. In order to maintain the RuBAN™ platform in a state of good repair and continue to provide the real-time information which our transit riders have come to expect and rely upon, it is necessary that Davra continue to provide operational support of the RuBAN™ platform.

Therefore, staff recommends that the MTS Board of Directors authorize the CEO to execute G2071.1-18, (in substantially the same format as Attachment A) with Davra for the software and support of the RuBAN™ platform.

/s/ Paul C. Jablonski

Paul C. Jablonski
Chief Executive Officer

Key Staff Contact: Sharon Coney, 619-557-4513, Sharon.Cooney@sdmts.com

Attachment: A. Draft MTS Doc. No. G2071.1-18

DRAFT

March 21, 2019

MTS Doc. No. G2071.1-18

Davra Networks.
Mr. Brian McGlynn
440 North Wolfe Rd
Sunnyvale, CA 94085

Subject: AMENDMENT NO. 1 TO MTS DOC. NO. G2071.0-18 DAVRA NETWORKS, RuBAN™
SOFTWARE AND SUPPORT SOLE SOURCE CONTRACT AMENDMENT

This shall serve as Amendment No. 1 to the MTS contract with Davra Networks for the RuBAN™ software and support as further described below.

SCOPE

This amendment shall add the ongoing software and support for trolley real-time GTFS to the RuBAN™ platform for four (4) years as detailed in Attachment A.

SCHEDULE

MTS is exercising the two (2) option years from December 1, 2020 through November 30, 2022.

PAYMENT

As a result of this Amendment the contract value will increase by \$125,800.00 from \$300,000.00 to \$425,800.00. The contract value shall not be exceeded without prior written approval from MTS.

Please sign and return the document marked "Original" to the Contracts Administrator at MTS. All other terms and conditions shall remain the same and in effect. Retain the other copy for your records.

Sincerely,

Agreed:

Paul C. Jablonski
Chief Executive Officer

Brian McGlynn
Chief Operating Officer

Date: _____



1255 Imperial Avenue, Suite 1000
San Diego, CA 92101-7490
(619) 231-1466 • FAX (619) 234-3407

Agenda Item No. 12

MEETING OF THE SAN DIEGO METROPOLITAN TRANSIT SYSTEM BOARD OF DIRECTORS

March 21, 2019

SUBJECT:

SAN DIEGO METROPOLITAN TRANSIT SYSTEM (MTS) EL CAJON BLVD.
RETAINING WALL RETROFIT CONSTRUCTION SERVICES - CONTRACT AWARD

RECOMMENDATION:

That the MTS Board of Directors authorize the Chief Executive Officer (CEO) to execute MTS Doc. No. PWL264.0-19 (in substantially the same format as Attachment A) with Western Rim Constructors, Inc. for the El Cajon Blvd. retaining wall retrofit.

Budget Impact

Funding for the project is included in MTS's Capital Improvement Project (CIP) 20060078 for the retrofit of the existing retaining wall east of Hill Street in El Cajon. The cost for the retrofitting the retaining wall is \$352,000.20.

DISCUSSION:

The slope adjacent to Hill Street in El Cajon has been deemed unstable and requires improvements to avoid future slope failures resulting in service disruption. The scope of work required includes clearing and grubbing, removing existing pavement, excavating, benching existing slopes, constructing a 1,634-foot-long soldier pile retaining wall comprised of steel soldier piles, precast concrete lagging, backfilling the retaining wall and replacing pavement complete with drainage improvements.



On October 29, 2018, MTS issued an Invitation for Bids (IFB) for the El Cajon Boulevard Retaining Wall Retrofit project. Six (6) responsive bids were received on December 13, 2018 from:

EI CAJON WALL	
COMPANY NAME	BID AMOUNT
** Western Rim	\$352,000.20
<i>Blue Pacific</i>	\$394,186.00
<i>Wright</i>	\$396,777.77
<i>Alvarez & Shaw</i>	\$397,097.00
<i>Hazard</i>	\$447,958.00
<i>FedVet</i>	\$618,784.00
ICE	\$368,800.00

**** Lowest Responsive, Responsible Bidder**

After a review for responsiveness and responsibility, staff determined that Western Rim Constructors presented MTS with the lowest responsive and responsible bid. Western Rim has designated one (1) subcontractor for this project, which is certified as a Woman Owned Business (WBE) and a Small Business (SB).

Subcontractor Name	Certification	Estimated Amount
Quality Rebar, Inc.	WBE, SB	\$20,206

Therefore, staff recommends that the MTS Board of Directors authorize the CEO to execute MTS Doc. No. PWL264.0-19 (in substantially the same format as Attachment A) with Western Rim Constructors, Inc. for the El Cajon Blvd. retaining wall retrofit.

/s/ Paul C. Jablonski
 Paul C. Jablonski
 Chief Executive Officer

Key Staff Contact: Sharon Cooney, 619.557.4513, Sharon.Cooney@sdmts.com

Attachment: A. Draft MTS Doc. No. PWL264.0-19

**STANDARD CONSTRUCTION AGREEMENT
FOR
EL CAJON BOULEVARD RETAINING WALL RETROFIT**

PWL264.0-19 CONTRACT NUMBER

THIS AGREEMENT is entered into this _____ day of _____ 2019, in the State of California by and between San Diego Metropolitan Transit System ("MTS"), a California public agency, and the following, hereinafter referred to as "Contractor":

Name: Western Rim Constructors Inc. Address: 621 Andreasen Dr. Ste. B

Form of Business: Corp. Escondido, CA 92029
(Corporation, Partnership, Sole Proprietor, etc.)

Telephone: 760-489-4328 Email Address: Rbyrom@westernrim.net

Authorized person to sign contracts: <u>Ray C Samuelson</u>	<u>President</u>
Name	Title

The specified Contract Documents are part of this Agreement. The Contractor agrees to furnish to MTS services and materials, as follows:

Contractor shall furnish all necessary management, supervision, labor, materials, tools, supplies, equipment, plant, services, engineering, testing and/or any other act or thing required to diligently and fully perform and complete the Project as specified in the Scope of Work (Exhibit A), Bid Proposal (Exhibit B), and in accordance with the Standard Construction Agreement and Special Conditions (Exhibit C), and Federal Requirements (Exhibit D).

SCOPE OF WORK. Contractor, for and in consideration of the payment to be made to Contractor as hereinafter provided, shall furnish all plant, labor, technical and professional services, supervision, materials and equipment, other than such materials and equipment as may be specified to be furnished by MTS, and perform all operations necessary to complete the Work in strict conformance with the Contract Documents (defined below) for the following public work of improvement:

EL CAJON BOULEVARD RETAINING WALL RETROFIT

The work will consist in general of performing removal and replacement of asphalt pavement, and construction of concrete retaining walls along the MTS trolley Right-of-Way, within a private parking lot owned by Enterprise Car Rental, in El Cajon, CA. Proposed work includes removal and disposal of asphalt pavement; construction of cast-in-place concrete retaining walls (two types: 1. Cantilevered with foundation, 2. Dowel affixed wall on existing footing); structural backfill with drainage system; installation of asphalt pavement including subbase; pavement markings and wheel stops; and performing all other work necessary to complete the work and procuring all material, in accordance with the Contract Plans and Special Provisions.

Contractor is an independent contractor and not an agent of MTS. The Contractor and its surety shall be liable to MTS for any damages arising as a result of the Contractor's failure to comply with this obligation.

CONTRACT TIME. Time is of the essence in the performance of the Work. The Work shall be commenced by the date stated in MTS's Notice to Proceed. The Contractor shall complete all Work required by the Contract Documents within **120 calendar days** from the commencement date stated in the Notice to Proceed. By its signature hereunder, Contractor agrees the Contract Time is adequate and reasonable to complete the Work.

CONTRACT PRICE. MTS shall pay to the Contractor as full compensation for the performance of the Contract, subject to any additions or deductions as provided in the Contract Documents, and including all applicable taxes and costs, the sum of three hundred fifty-two thousand dollars and twenty cents \$352,000.20. Payment shall be made as set forth in the General Conditions.

LIQUIDATED DAMAGES. It is agreed that the Contractor will pay MTS the sum of \$500.00 for each and every calendar day of delay beyond the time prescribed in the Contract Documents for finishing the Work, as Liquidated Damages and not as a penalty or forfeiture. In the event this is not paid, the Contractor agrees MTS may deduct that amount from any money due or that may become due the Contractor under the Contract. This Section does not exclude recovery of other damages specified in the Contract Documents.

COMPONENT PARTS OF THE CONTRACT. The "Contract Documents" include the following:

- Invitation for Bids (IFB)
- Information and Instructions for Bidders
- Contractor's Bid Forms
- Bid Bond
- Designation of Subcontractors
- Designation of Other Third Party Contractors
- Information Required of Bidders
- Non-Collusion Declaration Form
- Iran Contracting Act Certification
- Public Works Contractor Registration Certification
- Performance Bond
- Payment (Labor and Materials) Bond
- General Conditions
- Special Provisions (or Special Conditions)
- Federal Requirements (Federal Transit Administration)
- Technical Specifications prepared by RailPros, dated January 5, 2017
- Standard Specifications (Excluding sections 1-9 in their entirety)
- Addenda
- Plans prepared by RailPros, dated July 27, 2016
- Change Orders as executed by MTS

The Contractor shall complete the Work in strict accordance with all of the Contract Documents.

This Contract shall supersede any prior agreement of the parties.

PROVISIONS REQUIRED BY LAW. Each and every provision of law required to be included in these Contract Documents shall be deemed to be included in these Contract Documents. The Contractor shall comply with all requirements of the California Labor Code applicable to this Project.

INDEMNIFICATION. Contractor shall provide indemnification as set forth in the General Conditions.

PREVAILING WAGES. Contractor shall be required to pay the prevailing rate of wages in accordance with the Labor Code which such rates shall be made available at MTS's Administrative Office or may be obtained online at <http://www.dir.ca.gov> and which must be posted at the job site

SAN DIEGO METROPOLITAN TRANSIT SYSTEM		CONTRACTOR AUTHORIZATION	
By: _____ Chief Executive Officer		Firm: _____	
Approved as to form:		By: _____ Signature	
By: _____ Office of General Counsel		Title: _____	
AMOUNT ENCUMBERED	BUDGET ITEM	FISCAL YEAR	
\$352,000.20	20060078	FY20	
By: _____ Chief Financial Officer		Date _____	
(____ total pages, each bearing contract number)		SA-CONSTRUCTION (REV X-18)	



1255 Imperial Avenue, Suite 1000
San Diego, CA 92101-7490
(619) 231-1466 • FAX (619) 234-3407

Agenda Item No. 13

MEETING OF THE SAN DIEGO METROPOLITAN TRANSIT SYSTEM BOARD OF DIRECTORS

March 21, 2019

SUBJECT:

IMPERIAL AVENUE DIVISION (IAD) ZERO EMISSION BUS (ZEB) CHARGER
PROJECT PHASE I CONSTRUCTION – CONTRACT AWARD

RECOMMENDATION:

That the San Diego Metropolitan Transit System (MTS) Board of Directors authorize the Chief Executive Officer (CEO) to execute MTS Doc. No. PWB268.0-19 (in substantially the same format as Attachment A) with Alvarez & Shaw, Inc. (a Disadvantaged Business Enterprise (DBE)) for the IAD ZEB Charger Project Phase I Construction.

Budget Impact

The value of this agreement will not exceed \$361,678.00 and is funded under the San Diego Transit Corporation (SDTC) Capital Improvement Program account 1001105501.

DISCUSSION:

In continued efforts to reduce carbon emissions in San Diego, the MTS Board of Directors unanimously approved the implementation of a ZEB pilot program. Part of the pilot program includes the purchase of six (6) 40-foot electric buses from New Flyer and options to purchase nine depot chargers. The total cost is estimated to be \$6 million and the buses are expected to arrive in July 2019.

The ZEBs will be utilized on existing routes throughout San Diego. The pilot program will allow MTS to analyze vehicle performance, challenges and capabilities. Staff will also analyze characteristics such as route profiles, passenger loads, operator performance, and battery capacity. In order to run the buses, depot chargers need to be installed to recharge the buses overnight.



The IAD ZEB Charger Project Phase I consists of the installation of six (6) charging stations at the IAD facility with related new electrical service, an SDG&E meter, transformer, switchgear, related underground conduit and conductors.

On December 26, 2018 staff issued an Invitation for Bids (IFB). Four (4) responsive bids were received by the due date of February 5, 2019. Of the four (4) bidders, one bidder (Alvarez & Shaw) is certified as a DBE, while another bidder (Morrow Meadows) is certified as a Woman Owned Business (WBE).

ZEB PHASE I	
COMPANY NAME	BID AMOUNT
** Alvarez & Shaw (DBE)	\$361,678.00
<i>Morrow Meadows (WBE)</i>	<i>\$380,511.99</i>
<i>CTE</i>	<i>\$670,858.00</i>
<i>PAR electrical</i>	<i>\$620,412.45</i>
ICE	\$370,378.00

**** Lowest Responsive, Responsible Bidder**

Based on the bids received, and in comparison with the independent cost estimate, Alvarez & Shaw's price of \$361,678.00 was determined to be fair and reasonable. Alvarez & Shaw has designated one (1) subcontractor for this project.

Subcontractor Name	Designation	Estimated Amount
Ensley Electric	Small Business (SB)	\$210,000

Therefore, staff recommends that the MTS Board of Directors authorize the CEO to execute MTS Doc. No. PWB268.0-19 (in substantially the same format as Attachment A) with Alvarez & Shaw, Inc. for the IAD ZEB Charger Project Phase I Construction.

/s/ Paul C. Jablonski
Paul C. Jablonski
Chief Executive Officer

Key Staff Contact: Sharon Cooney, 619.557.4513, Sharon.Cooney@sdmts.com

Attachment: A. Draft MTS Doc. No. PWB268.0-19

PWB268.0-19 CONTRACT NUMBER

**STANDARD CONSTRUCTION AGREEMENT
FOR
IMPERIAL AVENUE DIVISION ZEB CHARGER PROJECT PHASE I**

THIS AGREEMENT is entered into this _____ day of _____ 2019, in the State of California by and between San Diego Metropolitan Transit System ("MTS"), a California public agency, and the following, hereinafter referred to as "Contractor":

Name: <u>Alvarez & Shaw Inc.</u>	Address: <u>13080 Hwy 8 Business</u>
Form of Business: _____ (Corporation, Partnership, Sole Proprietor, etc.)	<u>El Cajon, CA 92021</u>
Telephone: _____	Email Address: <u>rclaudio@alvarezshaw.com</u>
Authorized person to sign contracts: <u>Chase Alvarez</u>	<u>CEO</u>
Name	Title

The specified Contract Documents are part of this Agreement. The Contractor agrees to furnish to MTS services and materials, as follows:

Contractor shall furnish all necessary management, supervision, labor, materials, tools, supplies, equipment, plant, services, engineering, testing and/or any other act or thing required to diligently and fully perform and complete the Project as specified in the Scope of Work (Exhibit A), Bid Proposal (Exhibit B), and in accordance with the Standard Construction Agreement and Special Conditions (Exhibit C).

SCOPE OF WORK. Contractor, for and in consideration of the payment to be made to Contractor as hereinafter provided, shall furnish all plant, labor, technical and professional services, supervision, materials and equipment, other than such materials and equipment as may be specified to be furnished by MTS, and perform all operations necessary to complete the Work in strict conformance with the Contract Documents (defined below) for the following public work of improvement:

IMPERIAL AVENUE DIVISION ZEB CHARGER PROJECT PHASE I

Contractor is an independent contractor and not an agent of MTS. The Contractor and its surety shall be liable to MTS for any damages arising as a result of the Contractor's failure to comply with this obligation.

CONTRACT TIME. Time is of the essence in the performance of the Work. The Work shall be commenced by the date stated in MTS's Notice to Proceed. The Contractor shall complete all Work required by the Contract Documents within 90 calendar days from the commencement date stated in the Notice to Proceed. By its signature hereunder, Contractor agrees the Contract Time is adequate and reasonable to complete the Work.

CONTRACT PRICE. MTS shall pay to the Contractor as full compensation for the performance of the Contract, subject to any additions or deductions as provided in the Contract Documents, and including all applicable taxes and costs, the sum of Three hundred sixty-one thousand six hundred seventy-eight Dollars (\$ 361,678.00). Payment shall be made as set forth in the General Conditions.

LIQUIDATED DAMAGES. It is agreed that the Contractor will pay MTS the sum of \$1,000.00 for each and every calendar day of delay beyond the time prescribed in the Contract Documents for finishing the Work, as Liquidated Damages and not as a penalty or forfeiture. In the event this is not paid, the Contractor agrees

MTS may deduct that amount from any money due or that may become due the Contractor under the Contract. This Section does not exclude recovery of other damages specified in the Contract Documents.

COMPONENT PARTS OF THE CONTRACT. The "Contract Documents" include the following:

- Invitation for Bids (IFB)
- Information and Instructions for Bidders
- Contractor's Bid Forms
- Bid Bond
- Designation of Subcontractors
- Designation of Other Third Party Contractors
- Information Required of Bidders
- Non-Collusion Declaration Form
- Iran Contracting Act Certification
- Public Works Contractor Registration Certification
- Performance Bond
- Payment (Labor and Materials) Bond
- General Conditions
- Special Provisions (or Special Conditions)
- Technical Specifications prepared by HDR., dated _
- Standard Specifications (Excluding sections 1-9 in their entirety)
- Addenda
- Plans prepared by HDR , dated _____
- Change Orders as executed by MTS

The Contractor shall complete the Work in strict accordance with all of the Contract Documents.

This Contract shall supersede any prior agreement of the parties.

PROVISIONS REQUIRED BY LAW. Each and every provision of law required to be included in these Contract Documents shall be deemed to be included in these Contract Documents. The Contractor shall comply with all requirements of the California Labor Code applicable to this Project.

INDEMNIFICATION. Contractor shall provide indemnification as set forth in the General Conditions.

PREVAILING WAGES. Contractor shall be required to pay the prevailing rate of wages in accordance with the Labor Code which such rates shall be made available at MTS's Administrative Office or may be obtained online at <http://www.dir.ca.gov> and which must be posted at the job site

SAN DIEGO METROPOLITAN TRANSIT SYSTEM		CONTRACTOR AUTHORIZATION	
By: _____ Chief Executive Officer		Firm: _____	
Approved as to form:		By: _____ Signature	
By: _____ Office of General Counsel		Title: _____	
AMOUNT ENCUMBERED	BUDGET ITEM	FISCAL YEAR	
\$361,678.00	1001105501	FY19	
By: _____ Chief Financial Officer		Date _____	
(____ total pages, each bearing contract number)		SA-CONSTRUCTION (REV X-17)	



1255 Imperial Avenue, Suite 1000
San Diego, CA 92101-7490
(619) 231-1466 • FAX (619) 234-3407

Agenda Item No. 14

MEETING OF THE SAN DIEGO METROPOLITAN TRANSIT SYSTEM BOARD OF DIRECTORS

March 21, 2019

SUBJECT:

REPLACEMENT OF EXISTING LIGHTING FIXTURES WITH NEW LED LIGHTING IN
THE LOT AT THE IMPERIAL AVENUE DIVISION (IAD) - AWARD WORK ORDER
UNDER A JOB ORDER CONTRACT (JOC)

RECOMMENDATION:

That the San Diego Metropolitan Transit System (MTS) Board of Directors authorize the Chief Executive Officer (CEO) to execute Work Order MTSJOC7502-03 to MTS Doc. No. PWG238.0-17 (in substantially the same format as Attachment A) with Select Electric, Inc. (Minority Owned Business Enterprise (MBE)) for the replacement of existing lighting fixtures with new LED lighting in the lot at IAD.

Budget Impact

The total cost will not exceed \$106,753.35 inclusive of a direct cost of \$103,664.37 and the contractor share of administrative fees totaling \$1,047.11. Total administrative fees are \$3,088.98 (contractor share \$1,047.11 and MTS share \$2,041.87). Funding will be from the SDTC IAD Lot Lighting Replacement Fiscal Year (FY) 2020 Capital Improvement Project (contingent upon approval by the Board).

DISCUSSION:

The IAD is a twenty-four hour facility that currently has pole mounted site lighting throughout. The existing fixtures and associated wiring are past their useful life. Consequently, the lighting often fails, which in turn requires frequent replacement of the equipment. For safety reasons it is imperative that the site have full lighting capability for night time operations.

The IAD Lot Lighting Replacement project generally consists of replacing all existing pole mounted lights and all wall mounted external lights at the Richard A. Murphy (RAM)



Maintenance Building and service lanes with LED based equivalent lights and all associated wiring from the fixture to its junction box connection. The project will reduce maintenance costs associated with the repeated repair of the existing lighting, and enhance the visibility of in the site.

In September 2016, the San Diego Association of Governments (SANDAG) and MTS issued a joint solicitation for the provision of on-call JOC general electrical, traffic signal and communications construction services. This includes general electrical contracting services such as communications, traffic lights, traffic signalization, synchronization systems, and related civil construction improvements work with all required incidental professional and technical services required. JOC is a procurement method under which public agencies may accomplish frequently encountered repairs, maintenance, and construction projects through a single, competitively procured long-term agreement. Four bids were received and the contract was awarded to Select Electric, Inc.

A work order will be issued to Select Electric, Inc. (MBE) for the replacement of existing lighting fixtures with new LED lighting in the lot at IAD. Select Electric, Inc. will be providing all materials, labor, equipment, and disposal necessary for replacing the lighting. Work is expected to be complete by the end of April 2019.

Pricing for this repair task order was reviewed and determined to be fair and reasonable.

Therefore, staff recommends that the MTS Board of Directors authorize the CEO to execute Work Order MTSJOC7502-03 to MTS Doc. No. PWG238.0-17 (in substantially the same format as Attachment A) with Select Electric, Inc. for the replacement of existing lighting fixtures with new LED lighting in the lot at IAD.

/s/ Paul C. Jablonski
Paul C. Jablonski
Chief Executive Officer

Key Staff Contact: Sharon Cooney, 619.557.4513, Sharon.Cooney@sdmts.com

Attachment: A. MTS Doc. No. PWG238.0-17, Work Order MTSJOC7502-03

JOB ORDER CONTRACT
WORK ORDER

PWG238.0-17
CONTRACT NUMBER

MTSJOC7502-03
WORK ORDER NUMBER

THIS AGREEMENT is entered into this _____ day of _____ 2019, in the State of California by and between San Diego Metropolitan Transit System, a California public agency, and the following contractor, hereinafter referred to as "Contractor":

Name: Select Electric. Inc. Address: 2790 Business Park Drive
Vista, CA 92081
 Form of Business: Corporation
 (Corporation, partnership, sole proprietor, etc.)
 Telephone: 619-460-6060
 Authorized person to sign contracts: Jeremy Coriale President
 Name Title

Pursuant to the existing Job Order Contract (MTS Doc. No. PWG238.0-17), MTS issues a Work Order to Contractor to complete the detailed Scope of Work (attached as Exhibit A.), the Cost Breakdown for the Scope of Work (attached as Exhibit B.), and the subcontractor listing form applicable to this Work Order (attached as Exhibit C.)

Pursuant to the SANDAG JOC Contract Section 7-1.04A(3), 1% of the work order value has been deducted. MTS will pay both the Contractor (1%) and the MTS/Owner share of the Gordian Group license fee.

The total cost for this work order will not exceed \$104,711.48 inclusive of a direct cost of \$103,664.37 and a 1% Gordian Group license fee of \$1,047.11.

TOTAL PAYMENTS TO CONTRACTOR SHALL NOT EXCEED \$103,664.37

SAN DIEGO METROPOLITAN TRANSIT SYSTEM	CONTRACTOR AUTHORIZATION
By: _____ Chief Executive Officer	Firm: _____
Approved as to form:	By: _____ Signature
By: _____ Office of General Counsel	Title: _____

AMOUNT ENCUMBERED	BUDGET ITEM	FISCAL YEAR
\$103,664.37	TBD	2019

By: _____ Date _____
 Chief Financial Officer



1255 Imperial Avenue, Suite 1000
San Diego, CA 92101-7490
(619) 231-1466 • FAX (619) 234-3407

Agenda Item No. 15

MEETING OF THE SAN DIEGO METROPOLITAN TRANSIT SYSTEM BOARD OF DIRECTORS

March 21, 2019

SUBJECT:

SUPPORT FOR ACCOUNT BASED FARE COLLECTION SYSTEM PHASE IV:
IMPLEMENTATION PROCESS – CONTRACT AMENDMENT

RECOMMENDATION:

That the San Diego Metropolitan Transit System (MTS) Board of Directors authorize the Chief Executive Officer (CEO) to execute MTS Doc. No. G1923.7-16, a Sole Source extension (in substantially the same format as Attachment A) with CH2M, to provide support services for the Account Based Fare Collection System Implementation phase.

Budget Impact

The total value of this amendment shall not exceed \$1,285,880.00, which will be funded under the Capital Improvement Program Number 1009004902, based on services rendered in support for the Account Based Fare Collection System Phase IV – Implementation Process. This amendment brings the contract total to \$1,826,158.70.

DISCUSSION:

MTS, the San Diego Association of Governments (SANDAG), and the North County Transit District (NCTD) transitioned from paper fare products to the Compass Card electronic fare collection system in 2009. MTS assumed the responsibility of the Compass Card management from SANDAG in 2014. MTS staff immediately began to review the current system status and began the process for modernization and replacement of system components originally procured in 2002.

A fare collection project working group was established to spearhead the creation of a set of preliminary requirements for the future electronic fare collection system. CH2M was awarded a contract after a competitive solicitation in July 2016 to assist staff with consulting services.



In 2016 a Whitepaper detailing the results of the working group's efforts was presented to the MTS Board of Directors at its December 8, 2016 meeting. The overall Board consensus was that staff could move forward with the next phase of analysis to further refine requirements for the fare collection system upgrade into a detailed Concept of Operations (ConOps).

In January 2017, the MTS Board of Directors awarded a sole source contract extension for \$252,596.00 to CH2M to create the ConOps since this project built on the extensive work from the 2016 Whitepaper project.

In November 2017, the Board of Directors awarded a sole source contract extension for \$249,088.00 to CH2M to assist in the Request for Qualifications (RFQ) and the Request for Proposals (RFP) procurement processes.

Today's proposed action would authorize MTS staff to retain CH2M to assist in the implementation phase of the recently awarded Account Based Fare Payment System. In the interest of economy, efficiency, and project knowledge, MTS wishes to continue its engagement with CH2M as a logical follow-on to work already in progress.

Considering that CH2M has gained extensive knowledge of MTS's existing fare structure and system, it is not expected that a separate competitive procurement will be of benefit to the agency. A new solicitation could yield a different consultant that would result in duplication of costs, time and effort needed by the successor to become familiar with MTS's needs and the concepts behind the project.

In addition, CH2M has worked on several fare system procurement efforts for other transit agencies such as Tri-County Metro Transportation District (TriMet), Honolulu Authority For Rapid Transportation (HART), New York City Transit and Seattle Sound Transit, and has demonstrated successful completion of these types of services.

The project schedule and task-specific costs are estimates based on similar types of projects but it is anticipated that as staff and the consultant make progress, there may be some adjustments. The costs are based on staff's best estimates of the level of effort required to successfully complete the project. In the event staff identifies additional issues, systems or concepts that should be considered in the implementation process, then the contract funding may need to be adjusted, either through the CEO's authority or by subsequent Board action.

Therefore, staff recommends that the MTS Board of Directors authorize the CEO to execute MTS Doc. No. G1923.7-16 (in substantially the same format as Attachment A) with CH2M to continue consulting services in the Support for Fare Collection System Phase IV – Implementation Process.

/s/ Paul C. Jablonski
Paul C. Jablonski
Chief Executive Officer

Key Staff Contact: Sharon Cooney, 619.557.4513, sharon.cooney@sdmts.com

Attachment: A. Draft MTS Doc. No. G1923.7-16
B. CH2M Proposal

March 21, 2019

MTS Doc. No. G1923.7-16

CH2M Hill, Inc.
Hany Haroun
402 West Broadway, Suite 1450
San Diego, CA 92101

Subject: AMENDMENT NO. 7 TO MTS DOC. NO. G1923.0-16; SUPPORT FOR ACCOUNT BASED
FARE COLLECTION SYSTEM PHASE IV – IMPLEMENTATION PROCESS

This shall serve as Amendment No. 7 to our agreement for the Support for Fare Collection System as further described below.

SCOPE OF SERVICES

Consultant shall be responsible for performing all services as specified in Exhibit A, Scope of Work Support for Fare Collection System Phase IV – Implementation Process.

SCHEDULE

As a result of this Amendment the contract term is extended from June 30, 2019 to December 31, 2021 to allow for the completion of the implementation phase.

PAYMENT

As a result of this Amendment, the contract value is increased by \$1,285,880.00 from \$540,278.70 to \$1,826,158.70. The contract value shall not be exceeded without prior written approval from MTS.

Please sign and return the copy marked "Original" to the Contracts Specialist at MTS. All other terms and conditions shall remain the same and in effect. Retain the other copy for your records.

Sincerely,

Agreed:

Paul C. Jablonski
Chief Executive Officer

Hany Haroun
Business Vice President

Date: _____

CL- G1923.7-16.CH2M.DSINGLETON.032119

cc: I. Maldonado, Contract File

Attachment: Exhibit A – CH2M Proposal



CH2M
402 W. Broadway Ste. 1450
San Diego, CA 92101
O (619) 687-0110
F (619) 687-0111
www.ch2m.com

San Diego Metropolitan Transit System
Attn: Diana Singleton
1255 Imperial Ave., Suite 1000
San Diego, CA 92101

February 14, 2019

Subject: Fare Collection System Implementation Support

Dear Ms. Singleton,

CH2M HILL, Inc. (CH2M) is pleased to submit our proposal to provide technical consultant services for the San Diego Metropolitan Transit System (MTS) next-generation fare collection system. In working with MTS throughout the last two years, CH2M is appreciative of the new opportunity to provide the agency with the necessary technical support as the project moves into the implementation phase.

Our existing working relationship with MTS, combined with our leading national expertise in fare system design and implementation, provides CH2M with the necessary capabilities, skills, and experience to provide the requested technical support.

As the leading provider of next-generation transit fare payment consulting services in the United States, CH2M has had extensive experience in developing written specifications for next-generation fare systems with diverse architectures. A summary of our project qualifications, related experience, and project team follow this letter.

This proposal shall remain valid for 120 days from February 14, 2019. I am authorized to contractually bind the firm upon completion of successful negotiations. If you have any questions about our proposal or would like additional information, please reach out to me or to Project Manager Alan Cheng.

Hany Haroun, Vice President
402 W. Broadway, Suite 1450
San Diego, CA 92101
phone: (619)272-7261
e-mail: Hany.Haroun@ch2m.com

Alan Cheng, Project Manager
1000 Wilshire Blvd, Suite 2100
Los Angeles, CA 90017
phone: (213) 228-8277
e-mail: Alan.Cheng@ch2m.com

CH2M attests that all information submitted with the proposal is true and correct. Thank you for the opportunity to conduct this important assignment on behalf of MTS.

Sincerely,
CH2M HILL, Inc.

Hany Haroun
Business Vice President

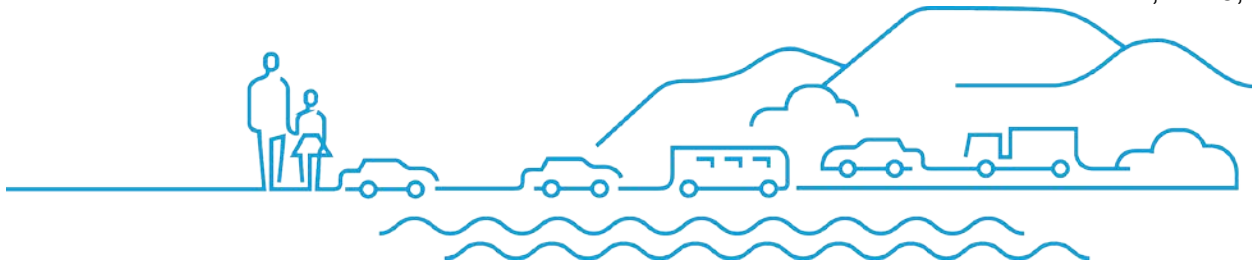


Table of Contents

Table of Contents..... 2

Project Team..... Error! Bookmark not defined.

Project Approach 5

 Task 1. Develop Retail Specification and Procurement Support 5

 Task 2. Design Review Support and Technical Oversight 6

 Task 3. System Testing and Installation Support 7

 Task 4. Operational Readiness Support 8

 Estimated Timeline 9

Cost Proposal..... 10

Appendix A - Resumes 16

 Ivan Atanassov 17

 Charles Belt 18

 Alan Cheng 19

 David Dick 21

 Kelly Hines..... 213

 Susan Howard 25

 Caleb Larson..... 26

 Rene Loya..... 27

 Abey Mathews 29

 Brin Owen 30

 Brian Ross..... 32

 Sona Sehat 254

Project Team

The CH2M team has extensive national experience designing and implementing next generation fare collection systems. This experience covers all scope of work areas needed for this project, and our value added for this assignment is augmented by best practices we have gained through delivering projects for clients nationwide. The following key personnel will be directly involved in providing consulting services for this effort, and have worked together extensively on previous assignments. Our proposed Project Manager is Alan Cheng, who has extensive experience on every next-generation project CH2M is supporting. He has served as project manager for similar efforts and will be supported by a fare technology team with expertise covering the range of skillsets that will be needed to see the MTS' next generation system to launch. Brief overviews of our key staff follow. Resumes of all proposed personnel are provided in the Appendix.

Alan Cheng, Project Manager

Alan Cheng is proposed as our Project Manager for this assignment. He will remain as a single point of contact with MTS, manage all technical work activities throughout the project duration, coordinate work across team members, provide both technical guidance and quality control for every deliverable, and communicate findings and recommendations with MTS.

Mr. Cheng has 10 years of fare collection experience, including his existing role as the CH2M project manager for the MTS fare collection project, Phoenix Valley Metro, and Orange County OCTA mobile ticketing project. This experience, coupled with Mr. Cheng's extensive national experience on major fare collection projects make him uniquely qualified to manage the next phase of fare collection in San Diego. Mr. Cheng previously served as CH2M project manager for the Los Angeles Metro TAP smartcard system, one of the largest regional smartcard fare systems in the country. He also served as deputy project manager in Honolulu to assess next generation technologies, fare policy alternatives, and partner integrations to design and procure a new fare collection system. In Portland, he is part of the technical team implementing an electronic open payment and mobile ticketing system. Mr. Cheng also serves as the CH2M project manager on the OCTA mobile ticketing project, which successfully designed, specified, and implemented a mobile ticketing pilot program. He was also a technical consultant for New York City Transit and Chicago CTA to design and implement replacements for the largest fare collection systems in the country. These new systems introduced additional payment media to customers including contactless smartcards, open payment credit cards, mobile payments, and support for regional interoperability.



Kelly Hines, Senior Professional

Ms. Hines has twenty years of transit industry and consulting experience, as both a consultant and a transit agency employee, in the areas of fare policy and systems, public transit finance, transportation performance assessment, and strategic planning. As a consultant during the first half of her career, she served as project manager or technical lead on a variety of assignments for transit agencies across the country including an equity analysis of transit service provision for the Utah Transit Authority; development of an indirect cost allocation model for Santa Clara Valley Transportation Authority; development of a long-range strategic plan for the Champaign-Urbana Mass Transit District; and, development of a cost and revenue allocation model for St. Louis Metro. More recently, Ms. Hines was instrumental in the implementation of the TAP fare collection system for Los Angeles Metro, creating the regional clearing and settlement process for all TAP operators; architecting the regional fare table structure to accommodate more than twenty regional operators; and, overseeing the migration of numerous fare policies and special pass programs to the TAP smart card system.

22

Years in transit industry, including fare collection system management

Brian Ross, Associate Professional

Mr. Ross has proven successes managing projects for two of the largest transportation agencies in the country, and has supported the design, development, and implementation of TriMet, C-TRAN and Portland Streetcar's Hop Fastpass, a new state-of-the-art account-based fare payment system. He's also been an integral part of the next-gen ORCA project in the Puget Sound and on the HOLO card implementation in Honolulu. Mr. Ross has a strong interest in transportation operations and technology with a focus on the end-user. Mr. Ross' greatest professional accomplishments are grounded in finding creative solutions to complex public problems, and he thrives on working with interdisciplinary project teams, including on-the-ground staff and all levels of management.

7

Years in transit industry, including fare collection system management

Ivan Atanassov, Staff Professional

Ivan Atanassov, a Fare Consultant with CH2M, has a range of experience in transportation engineering, system planning, and consulting. Mr. Atanassov served the role of fare consultant for MTS throughout development of the Concept of Operations that detailed the technical needs of the next-generation regional fare system. Mr. Atanassov is also currently serving as a technical consultant for the procurement of ticket vending devices at the Southern California Regional Rail Authority (Metrolink). This role involved drafting the technical aspects of the Request for Proposals, preparing capital cost estimates, and responding to clarification requests from proposers.

5

years as transportation engineer and consultant

Project Approach

With the system procurement process completed, efforts now turn to the design, testing, and implementation of the new fare collection system. CH2M will work closely with MTS to perform the required set of tasks, each of which is covered in the following sections. The tasks are renumbered below starting with Task 1 but were previously sub-tasks within the Optional Task 5 (Implementation Oversight and Technical Support) from our prior proposal dated October 10, 2017 or have been added to provide further clarification of support to be provided during this implementation phase.

Task 1. Develop Retail Network Specification and Procurement Support

Sales channel and distribution systems are the core of any fare system. As described in the Concept of Operations, MTS has chosen to pursue a retail gift card model for the primary public distribution of smartcards and reload of accounts. This approach entails the out-sourcing of retail network design and management.

CH2M will hold up to two workshops with MTS staff and selected stakeholders to discuss and collect technical requirements to be included in the scope of work. Such requirements included, but are not limited to:

- Retail location preferences (e.g., grocery stores, pharmacies, convenience stores)
- Desired hours of operation
- Preference to keep existing locations
- Coverage requirements including Title VI compliance
- Minimum/maximum locations
- Sales requirements/restrictions (minimum loads, cards without value, etc.)
- Reporting requirements
- Financial settlement
- Performance Indicators.

Based on these workshops, CH2M will develop a Statement of Work (SOW) and associated price forms for inclusion in an MTS procurement. The SOW will include the scope of services to be provided by the contractor and contract conditions, technical specifications, and evaluation criteria that will govern the contractor selection process.

Once the RFP (or other procurement approach) is released, CH2M will support the procurement process through award to the selected vendor. CH2M will review all project documents such as bid proposals. Summaries of project documents, including comments/analyses, will be provided to MTS staff for review. In this way, CH2M will help MTS evaluate vendor packages, as well as provide MTS with recommendations on fare system solutions that reduce costs, reduce risk, and other criteria. Additionally, CH2M will support vendor interactions by providing written responses and clarifications to vendor questions, as well as associated addendums to the RFP. Throughout the RFP process, CH2M will participate in pre-bid meetings, demonstrations, contract negotiations, and other meetings as deemed necessary to the RFP process. As part of contract finalization, CH2M will support the development of final terms and conditions, including the specifications (e.g. hardware, operations and maintenance) that define them.

Support for vendor network implementation from system design to integration with the fare collection system vendor to system launch is covered in Tasks 2 and 3.

Task 1 Deliverables

- Hold up to two (2) workshops for the development of functional technical specifications
- Provide Functional Technical Specification for use in the RFP
- Review, summarize, and analyze all project documents (e.g. RFP bid proposals)
- Address vendor questions/clarifications, and support the issuing of addendums to the RFP
- Support MTS in evaluating vendor proposals
- Participate in meetings (e.g. pre-bid, demonstrations, contract negotiations)

Task 1 Assumptions

- MTS will provide detailed fare sales information necessary for development of the retail specification and pricing forms
- MTS will provide Title VI requirements to be included in the technical specification, and will be responsible for evaluation of vendor proposals relative to such requirements

Task 2. Design Review Support and Technical Oversight

CH2M will oversee and support the complete system design and approval process from the initial Conceptual Design Review (CDR), through Preliminary Design Review (PDR), and completion of Final Design Review (FDR). We will establish a clearly documented procedure to review each design package against contractual requirements to determine compliance and verify project quality. T

During periodic meetings, the selected vendor(s) will provide status, including progress to date against schedule and budget as well as open or anticipated issues and status in addition to design submissions. The vendor will be contractually required to provide documentation ahead of time for review. CH2M will participate in these meetings and monitor attendance by the appropriate stakeholders, as well as document MTS action items for resolution.

CH2M will review each submittal and work with MTS to provide recommendations on approval or disapproval. We will maintain a list of open items and history on each submittal through resolution of all open items. A design review milestone will not be considered complete until all related issues are resolved and closed. We will also provide comments and oversight of all vendor QA/QC policies, processes, and procedures.

Task 2 Deliverables

- Oversee system design and approval process from CDR through FDR
- Participation in all scheduled coordination, progress, and design review meetings

Task 2 Assumptions

- Participation in weekly and monthly Coordination/Progress meetings shall be via conference call
- On-site participation in design review meetings (CDR, PDR, FDR)

Task 3. System Testing and Installation Support

A well-defined testing and acceptance program is critical to mitigating the risks associated with implementation of complex technology projects. First articles of new field equipment must be tested at the factory level, individual elements must be validated to function in isolation, and fully integrated systems must demonstrate their comprehensive functionality in both lab and production environments. CH2M will work with staff and the selected vendor to develop and oversee a comprehensive testing process to verify compliance and functionality in the San Diego environment, or raise issues that need to be addressed before the system is deployed in the field. The project team will review and approve detailed testing plans, pass/fail criteria, and procedures for completeness, efficiency, and contractual compliance. The complete testing and inspection program should consist of:

- Design qualification and first article testing
- Lab testing of stand-alone components and the fully integrated system in a controlled environment
- Field testing in the production environment
- System acceptance testing

All aspects of each system to be procured, enhanced, and/or integrated will be monitored throughout testing, pilot, and acceptance phases in order to provide stakeholders with the confidence needed to proceed with public launch.

Additionally, CH2M will support the installation of FCS equipment by:

- Reviewing, summarizing, and commenting on all vendor planning and design documents for deployment and commissioning of FCS equipment
- Ensure vendor has a sufficiently detailed plan for all aspects of the installation effort (i.e.: permits and authorizations, site specific plans, installation and configuration manuals, safety plans and manuals, schedule, etc.) that leverages existing resources and limits disruptions to current operations
- Contractor shall conduct on-site observation, review and comment on initial or first round of vendor installation and commissioning of FCS equipment, including network testing and device installation acceptance testing together with MTS staff.
- Review and comment on post-installation sign-off activities and as-built drawings to verify all work has been completed in conformance with contractual obligations of FCS vendor.
- Contractor shall review post-installation test results, including failed tests, corrective actions, and any necessary follow up activities.

Task 3 Deliverables

- Work with agency staff and vendor to develop and oversee a system testing process
- Participate on-site in first article, system integration, field, and acceptance testing
- Participate on-site in initial installation activities for bus and rail modes

Task 3 Assumptions

- One CH2M team member will support on-site testing for one week in vendor's Virginia location
- One CH2M team member will support on-site testing for one week in vendor's Germany location
- Installation oversight of remaining vehicles and rail stations after initial installations (i.e., first week for both bus and rail) will be performed by MTS staff

Task 4. Operational Readiness Support

The CH2M team will prepare a Deployment Plan documenting viable alternatives for transitioning the legacy system to the new system. These alternatives will build upon the revised ConOps document and technical specification. Where possible, the Deployment Plan will remain flexible, with the goal of confirming the program requirements for a smooth transition and identifying the range of strategies that meet transition needs. The Deployment Plan will identify alternatives and offer preliminary qualitative analysis for transitioning from operations of the current system to operations of the new system considering the relative advantages, disadvantages, costs, risks, duration, schedule, and agency and customer impacts of each alternative.

CH2M will assist in developing a set of SOPs to support a wide range of operational functions. In developing the SOPs, we will work with MTS and the fare system vendor to define agency roles and responsibilities, and develop detailed, step-by-step graphical guides for performance of each function. We will conduct onsite interviews with agency staff to understand current policies and procedures, and define new policies as needed. System documentation, developed by the fare system vendor, will be used as the basis for describing fare system operations, with information distilled into a user-friendly format, using flow charts and other graphical tools for easy consumption by MTS staff. The following is the preliminary set of ten (10) SOPs to be developed:

- Financial Accounting and Reconciliation
- Retail Network Vendor Management and Oversight
- Institutional Program Management
- Fare Media Management
- General Reporting
- Fare System Operations
- Fare System Maintenance
- Fare Inspection
- In-Person Customer Service
- Call Center Operations

The list of SOPs and contents will be refined throughout performance of this task, including update as-needed based on real-life experience during pilot through the initial quarter following system launch.

Task 4 Deliverables

- System Deployment Plan
- Up to ten (10) SOPs for critical fare collection-related tasks/functions

Task 4 Assumptions


- MTS staff will assist in the identification of roles/responsibilities across departments
- MTS staff will make available existing SOPs and/or policy documents related to the performance of fare collection-related functions

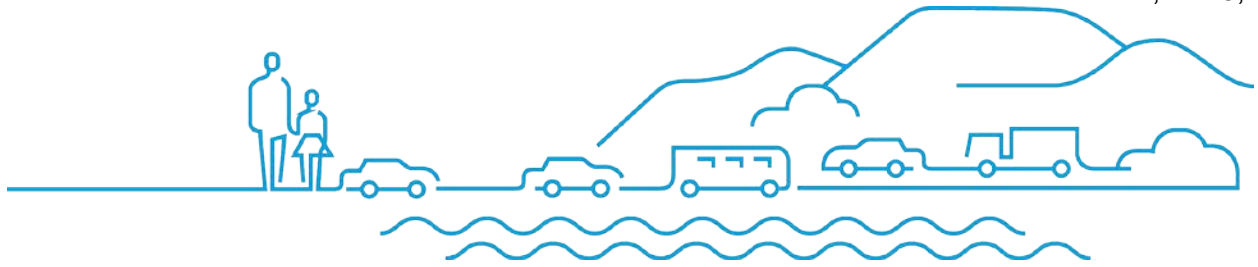


Estimated Timeline

CH2M's project approach and cost estimate is based upon the following schedule which is aligned to the selected vendor's proposed implementation schedule for system launch in Spring 2021.

Figure 1. Project Schedule





Cost Proposal


Our cost proposal on the San Diego Metropolitan Transit System Cost Proposal Form is included in this section.



Estimated Timeline

CH2M's project approach and cost estimate is based upon the following schedule which is aligned to the selected vendor's proposed implementation schedule for system launch in Spring 2021.

Figure 1. Project Schedule



CH2M PRICING PROPOSAL						
Contract No.: G1923.3-16					Page 1 of 5	
Consultant: CH2M HILL INC						
Services to be furnished:						
Fare Collection System Implementation Support						
DETAILED DESCRIPTION OF COST ELEMENTS						
1. LABOR (specify function/title)		ESTIMATED HOURS	LABOR RATE PER HOUR	ESTIMATED COST	TOTAL ESTIMATED COST	
Associate Professional	2019	238	103.50	\$ 24,633.00		
Staff Professional		70	104.43	\$ 7,310.10		
Project Manager		794	190.44	\$ 151,209.36		
Senior Advisor		26	207.15	\$ 5,385.90		
Senior Professional		776	201.60	\$ 156,441.60		
Senior Professional		84	188.53	\$ 15,836.52		
Staff Professional		62	83.79	\$ 5,194.98		
Associate Professional		40	174.50	\$ 6,980.00		
Associate Professional		34	159.35	\$ 5,417.90		
Senior Advisor		22	232.44	\$ 5,113.68		
Associate Professional		340	135.77	\$ 46,161.80		
Staff Professional		144	77.55	\$ 11,167.20		
Associate Professional		2020	228	106.60	\$ 24,304.80	
Staff Professional			186	107.56	\$ 20,006.16	
Project Manager	710		196.15	\$ 139,266.50		
Senior Advisor	28		213.37	\$ 5,974.36		
Senior Professional	780		207.64	\$ 161,959.20		
Senior Professional	96		194.19	\$ 18,642.24		
Staff Professional	86		86.30	\$ 7,421.80		
Associate Professional	76		179.73	\$ 13,659.48		
Associate Professional	54		164.13	\$ 8,863.02		
Senior Advisor	10		239.41	\$ 2,394.10		
Associate Professional	166		139.84	\$ 23,213.44		
Staff Professional	262		79.88	\$ 20,928.56		
Associate Professional	2021		174	109.80	\$ 19,105.20	
Staff Professional			104	110.79	\$ 11,522.16	
Project Manager		536	202.04	\$ 108,293.44		
Senior Advisor		26	219.77	\$ 5,714.02		
Senior Professional		604	213.87	\$ 129,177.48		
Senior Professional		60	200.02	\$ 12,001.20		
Staff Professional		52	88.89	\$ 4,622.28		
Associate Professional		44	185.15	\$ 8,146.60		
Associate Professional		32	169.05	\$ 5,409.60		
Senior Advisor		8	246.59	\$ 1,972.72		
Associate Professional		94	144.03	\$ 13,538.82		
Staff Professional		194	82.28	\$ 15,962.32		
		TOTAL LABOR:	7,240			\$ 1,222,952
2. SUBCONSULTANTS (attach "Form 60" for all proposed subconsultants)					\$ -	
TOTAL SUBCONSULTANTS:					\$ -	
3. OTHER DIRECT COSTS					\$ 62,928	
TOTAL NOT-TO-EXCEED COST OR FIXED PRICE:					\$ 1,285,880	

CH2M PRICING PROPOSAL				Page 2 of 5
Contract: G1923.3-16				
Date: February 14, 2019				
Task	Position	Hours	Rate	Total
1. Retail Specification & Procurement - 2019				
	Associate Professional	68	103.50	7,038
	Staff Professional	-	104.43	-
	Project Manager	136	190.44	25,900
	Senior Advisor	-	207.15	-
	Senior Professional	204	201.60	41,126
	Senior Professional	-	188.53	-
	Staff Professional	-	83.79	-
	Associate Professional	-	174.50	-
	Associate Professional	-	159.35	-
	Senior Advisor	-	232.44	-
	Associate Professional	272	135.77	36,929
	Staff Professional	-	77.55	-
Subtotal				\$ 110,994
1. Retail Specification & Procurement - 2020				
	Associate Professional	12	106.60	1,279
	Staff Professional	-	107.56	-
	Project Manager	24	196.15	4,708
	Senior Advisor	-	213.37	-
	Senior Professional	36	207.64	7,475
	Senior Professional	-	194.19	-
	Staff Professional	-	86.30	-
	Associate Professional	-	179.73	-
	Associate Professional	-	164.13	-
	Senior Advisor	-	239.41	-
	Associate Professional	48	139.84	6,712
	Staff Professional	-	79.88	-
Subtotal				\$ 20,174
1. Retail Specification & Procurement - 2021				
	Associate Professional	-	109.80	-
	Staff Professional	-	110.79	-
	Project Manager	-	202.04	-
	Senior Advisor	-	219.77	-
	Senior Professional	-	213.87	-
	Senior Professional	-	200.02	-
	Staff Professional	-	88.89	-
	Associate Professional	-	185.15	-
	Associate Professional	-	169.05	-
	Senior Advisor	-	246.59	-
	Associate Professional	-	144.03	-
	Staff Professional	-	82.28	-
Subtotal				\$ -
LABOR SUBTOTAL (Page):				\$ 131,168

CH2M PRICING PROPOSAL				Page 3 of 5
Contract: G1923.3-16				
Date: February 14, 2019				
Task	Position	Hours	Rate	Total
2. Design & Technical Oversight - 2019				
	Associate Professional	132	103.50	13,662
	Staff Professional	22	104.43	2,297
	Project Manager	550	190.44	104,742
	Senior Advisor	22	207.15	4,557
	Senior Professional	440	201.60	88,704
	Senior Professional	66	188.53	12,443
	Staff Professional	44	83.79	3,687
	Associate Professional	22	174.50	3,839
	Associate Professional	22	159.35	3,506
	Senior Advisor	22	232.44	5,114
	Associate Professional	44	135.77	5,974
	Staff Professional	88	77.55	6,824
Subtotal				\$ 255,349
2. Design & Technical Oversight - 2020				
	Associate Professional	60	106.60	6,396
	Staff Professional	10	107.56	1,076
	Project Manager	250	196.15	49,038
	Senior Advisor	10	213.37	2,134
	Senior Professional	200	207.64	41,528
	Senior Professional	30	194.19	5,826
	Staff Professional	20	86.30	1,726
	Associate Professional	10	179.73	1,797
	Associate Professional	10	164.13	1,641
	Senior Advisor	10	239.41	2,394
	Associate Professional	20	139.84	2,797
	Staff Professional	40	79.88	3,195
Subtotal				\$ 119,547
2. Design & Technical Oversight - 2021				
	Associate Professional	48	109.80	5,270
	Staff Professional	8	110.79	886
	Project Manager	200	202.04	40,408
	Senior Advisor	8	219.77	1,758
	Senior Professional	160	213.87	34,219
	Senior Professional	24	200.02	4,800
	Staff Professional	16	88.89	1,422
	Associate Professional	8	185.15	1,481
	Associate Professional	8	169.05	1,352
	Senior Advisor	8	246.59	1,973
	Associate Professional	16	144.03	2,304
	Staff Professional	32	82.28	2,633
Subtotal				\$ 98,509
LABOR SUBTOTAL (Page):				\$ 473,405

CH2M PRICING PROPOSAL				Page 4 of 5
Contract: G1923.3-16				
Date: February 14, 2019				
Task	Position	Hours	Rate	Total
3. Testing & Installation Support - 2019				
	Associate Professional	18	103.50	1,863
	Staff Professional	48	104.43	5,013
	Project Manager	60	190.44	11,426
	Senior Advisor	-	207.15	-
	Senior Professional	60	201.60	12,096
	Senior Professional	18	188.53	3,394
	Staff Professional	18	83.79	1,508
	Associate Professional	18	174.50	3,141
	Associate Professional	12	159.35	1,912
	Senior Advisor	-	232.44	-
	Associate Professional	12	135.77	1,629
	Staff Professional	36	77.55	2,792
Subtotal				\$ 44,774
3. Testing & Installation Support - 2020				
	Associate Professional	66	106.60	7,036
	Staff Professional	176	107.56	18,931
	Project Manager	220	196.15	43,153
	Senior Advisor	-	213.37	-
	Senior Professional	220	207.64	45,681
	Senior Professional	66	194.19	12,817
	Staff Professional	66	86.30	5,696
	Associate Professional	66	179.73	11,862
	Associate Professional	44	164.13	7,222
	Senior Advisor	-	239.41	-
	Associate Professional	44	139.84	6,153
	Staff Professional	132	79.88	10,544
Subtotal				\$ 169,093
3. Testing & Installation Report - 2021				
	Associate Professional	36	109.80	3,953
	Staff Professional	96	110.79	10,636
	Project Manager	120	202.04	24,245
	Senior Advisor	-	219.77	-
	Senior Professional	120	213.87	25,664
	Senior Professional	36	200.02	7,201
	Staff Professional	36	88.89	3,200
	Associate Professional	36	185.15	6,665
	Associate Professional	24	169.05	4,057
	Senior Advisor	-	246.59	-
	Associate Professional	24	144.03	3,457
	Staff Professional	72	82.28	5,924
Subtotal				\$ 95,002
LABOR SUBTOTAL (Page):				\$ 308,869

CH2M PRICING PROPOSAL				Page 5 of 5
Contract: G1923.3-16				
Date: February 14, 2019				
Task	Position	Hours	Rate	Total
4. Operational Readiness - 2019				
	Associate Professional	20	103.50	2,070
	Staff Professional	-	104.43	-
	Project Manager	48	190.44	9,141
	Senior Advisor	4	207.15	829
	Senior Professional	72	201.60	14,515
	Senior Professional	-	188.53	-
	Staff Professional	-	83.79	-
	Associate Professional	-	174.50	-
	Associate Professional	-	159.35	-
	Senior Advisor	-	232.44	-
	Associate Professional	12	135.77	1,629
	Staff Professional	20	77.55	1,551
Subtotal				\$ 29,735
4. Operational Readiness - 2020				
	Associate Professional	90	106.60	9,594
	Staff Professional	-	107.56	-
	Project Manager	216	196.15	42,368
	Senior Advisor	18	213.37	3,841
	Senior Professional	324	207.64	67,275
	Senior Professional	-	194.19	-
	Staff Professional	-	86.30	-
	Associate Professional	-	179.73	-
	Associate Professional	-	164.13	-
	Senior Advisor	-	239.41	-
	Associate Professional	54	139.84	7,551
	Staff Professional	90	79.88	7,189
Subtotal				\$ 137,819
4. Operational Readiness - 2021				
	Associate Professional	90	109.80	9,882
	Staff Professional	-	110.79	-
	Project Manager	216	202.04	43,641
	Senior Advisor	18	219.77	3,956
	Senior Professional	324	213.87	69,294
	Senior Professional	-	200.02	-
	Staff Professional	-	88.89	-
	Associate Professional	-	185.15	-
	Associate Professional	-	169.05	-
	Senior Advisor	-	246.59	-
	Associate Professional	54	144.03	7,778
	Staff Professional	90	82.28	7,405
Subtotal				\$ 141,955
			LABOR SUBTOTAL (Page):	\$ 309,509
			ALL LABOR SUBTOTAL:	\$ 1,222,952
OTHER DIRECT COSTS				AMOUNT
Travel				62,928
			ODCs SUBTOTAL:	\$ 62,928
GRAND TOTAL				\$ 1,285,880



1255 Imperial Avenue, Suite 1000
San Diego, CA 92101-7490
(619) 231-1466 • FAX (619) 234-3407

Agenda Item No. 16

MEETING OF THE SAN DIEGO METROPOLITAN TRANSIT SYSTEM BOARD OF DIRECTORS

March 21, 2019

SUBJECT:

KEARNY MESA DIVISION BUS WASH BLOWERS CONSTRUCTION – CONTRACT
AWARD

RECOMMENDATION:

That the San Diego Metropolitan Transit System (MTS) Board of Directors authorize the Chief Executive Officer (CEO) to execute MTS Doc. No. PWB267.0-19 (in substantially the same format as Attachment A) with Ahrens Mechanical (Disabled Veteran Business Enterprise (DVBE)) for the Kearny Mesa Division (KMD) Bus Wash Blowers Construction Project.

Budget Impact

The value of this agreement will not exceed \$170,070 and is funded under the San Diego Transit Corporation (SDTC) Capital Improvement Program account 3006102401.

DISCUSSION:

MTS recently received a violation from the City Storm Water Department for having non-storm water entering the storm drain system at the KMD. When buses exit the bus wash they track water onsite and the water then drains into the City storm water conveyance system. Although it is nearly impossible to prevent 100% of water from leaving the bus wash, adding blowers would blow water off the bus rails back into the bus wash mitigating the amount of water leaving the bus wash and lessens the chance for future violations and fines. The install of blowers also keeps more water in the bus wash recycling system, lowering water use and also aids in providing a more spot-free rinse.

The KMD Bus Wash Blowers Project consists of adding eight (8) blowers on a new arch with necessary power and tie-in with the existing control panel. The arch will be added at the end of the wash and designed so it can accommodate a future new wash system should one be installed.



On November 29, 2018 staff issued an Invitation for Bids (IFB). Three (3) responsive bids were received by the due date of January 29, 2019. Two of the bidders were certified as DVBE. One of the bidders was certified as a Disadvantaged Business Enterprise (DBE).

KMD BUS WASH BLOWERS	
COMPANY NAME	BID AMOUNT
** Ahrens (DVBE)	\$170,070
<i>Fedvet (DVBE)</i>	<i>\$174,948</i>
<i>AB Hashmi (DBE)</i>	<i>\$193,011</i>
ICE	\$174,355

Based on the bids received, and in comparison with the independent cost estimate, Ahrens Mechanical's price of \$170,070 was determined to be fair and reasonable. Ahrens Mechanical designated two (2) subcontractors, one (1) of which is certified as a Small Business (SB).

Subcontractor Name	Designation	Estimated Amount
N.S. Corporation	None	\$65,595.00
Koch General Engineering	SB	\$13,820.00

Therefore, staff recommends that the MTS Board of Directors authorize the CEO to execute MTS Doc. No. PWB267.0-19 (in substantially the same format as Attachment A) with Ahrens Mechanical for the KMD Bus Wash Blowers Construction Project.

/s/ Paul C. Jablonski
 Paul C. Jablonski
 Chief Executive Officer

Key Staff Contact: Sharon Cooney, 619.557.4513, Sharon.Cooney@sdmts.com

Attachment: A. Draft MTS Doc. No. PWB267.0-19

**STANDARD CONSTRUCTION AGREEMENT
FOR
KEARNY MESA DIVISION BUS WASH BLOWERS**

PWB267.0-19 CONTRACT NUMBER

THIS AGREEMENT is entered into this _____ day of _____, 2019, in the State of California by and between San Diego Metropolitan Transit System ("MTS"), a California public agency, and the following, hereinafter referred to as "Contractor":

Name: <u>Ahrens Mechanical</u>	Address: <u>5959 Mission Gorge Rd. Ste. 204</u>
Form of Business: <u>S - CORP</u> (Corporation, Partnership, Sole Proprietor, etc.)	<u>San Diego, CA 92120</u>
Telephone: <u>619-487-9036</u>	Email Address: <u>estimating@ahrensmech.com</u>
Authorized person to sign contracts: <u>Gregory S. Ahrens</u>	<u>President</u>
Name	Title

The specified Contract Documents are part of this Agreement. The Contractor agrees to furnish to MTS services and materials, as follows:

Contractor shall furnish all necessary management, supervision, labor, materials, tools, supplies, equipment, plant, services, engineering, testing and/or any other act or thing required to diligently and fully perform and complete the Project as specified in the Scope of Work (Exhibit A), Bid Proposal (Exhibit B), and in accordance with the Standard Construction Agreement and Special Conditions (Exhibit C).

SCOPE OF WORK. Contractor, for and in consideration of the payment to be made to Contractor as hereinafter provided, shall furnish all plant, labor, technical and professional services, supervision, materials and equipment, other than such materials and equipment as may be specified to be furnished by MTS, and perform all operations necessary to complete the Work in strict conformance with the Contract Documents (defined below) for the following public work of improvement:

KEARNY MESA DIVISION BUS WASH BLOWERS

Contractor is an independent contractor and not an agent of MTS. The Contractor and its surety shall be liable to MTS for any damages arising as a result of the Contractor's failure to comply with this obligation.

CONTRACT TIME. Time is of the essence in the performance of the Work. The Work shall be commenced by the date stated in MTS's Notice to Proceed. The Contractor shall complete all Work required by the Contract Documents within **60 Calendar** days from the commencement date stated in the Notice to Proceed. By its signature hereunder, Contractor agrees the Contract Time is adequate and reasonable to complete the Work.

CONTRACT PRICE. MTS shall pay to the Contractor as full compensation for the performance of the Contract, subject to any additions or deductions as provided in the Contract Documents, and including all applicable taxes and costs, the sum of One Hundred Seventy Thousand and seventy Dollars (\$170,070.00). Payment shall be made as set forth in the General Conditions.

LIQUIDATED DAMAGES. It is agreed that the Contractor will pay MTS the sum of **\$500.00** for each and every calendar day of delay beyond the time prescribed in the Contract Documents for finishing the Work, as Liquidated Damages and not as a penalty or forfeiture. In the event this is not paid, the Contractor agrees MTS may deduct that amount from any money due or that may become due the Contractor under the Contract. This Section does not exclude recovery of other damages specified in the Contract Documents.

COMPONENT PARTS OF THE CONTRACT. The "Contract Documents" include the following:

Invitation for Bids (IFB)
Information and Instructions for Bidders
Contractor's Bid Forms
Bid Bond
Designation of Subcontractors
Designation of Other Third Party Contractors
Information Required of Bidders
Non-Collusion Declaration Form
Iran Contracting Act Certification
Public Works Contractor Registration Certification
Performance Bond
Payment (Labor and Materials) Bond
General Conditions
Special Provisions (or Special Conditions)
Technical Specifications prepared by _____, dated ____
Standard Specifications (Excluding sections 1-9 in their entirety)
Addenda
Plans prepared by _____, dated _____
Change Orders as executed by MTS

The Contractor shall complete the Work in strict accordance with all of the Contract Documents.

This Contract shall supersede any prior agreement of the parties.

PROVISIONS REQUIRED BY LAW. Each and every provision of law required to be included in these Contract Documents shall be deemed to be included in these Contract Documents. The Contractor shall comply with all requirements of the California Labor Code applicable to this Project.

INDEMNIFICATION. Contractor shall provide indemnification as set forth in the General Conditions.

PREVAILING WAGES. Contractor shall be required to pay the prevailing rate of wages in accordance with the Labor Code which such rates shall be made available at MTS's Administrative Office or may be obtained online at <http://www.dir.ca.gov> and which must be posted at the job site

SAN DIEGO METROPOLITAN TRANSIT SYSTEM		CONTRACTOR AUTHORIZATION	
By: _____ Chief Executive Officer		Firm: _____	
Approved as to form:		By: _____ Signature	
By: _____ Office of General Counsel		Title: _____	
AMOUNT ENCUMBERED		BUDGET ITEM	FISCAL YEAR
\$170,070.00		3006102401	FY19
By: _____ Chief Financial Officer		Date	
(____ total pages, each bearing contract number)		SA-CONSTRUCTION (REV X-18)	



1255 Imperial Avenue, Suite 1000
San Diego, CA 92101-7490
(619) 231-1466 • FAX (619) 234-3407

Agenda Item No. 17

MEETING OF THE SAN DIEGO METROPOLITAN TRANSIT SYSTEM BOARD OF DIRECTORS

March 21, 2019

SUBJECT:

PURCHASE OF NETWORK COMMUNICATION EQUIPMENT

RECOMMENDATION:

That the San Diego Metropolitan Transit System (MTS) Board of Directors authorize the Chief Executive Officer (CEO) to execute the Purchase Order with Advance Digital Solution International Inc. for the provision of network equipment for the Trolley network communications system.

Budget Impact

The total value of this agreement will not exceed \$173,089.60 (Inclusive of CA 7.75% Sales Tax). The project will be funded through Capital Improvement Project (CIP) 1007106201-571250.

DISCUSSION:

MTS has 80+ physical routers, switches, and 300+ access points throughout the MTS network. These network devices are MTS's core communication components for all different systems and applications such as the fare system, trolley monitoring devices, video servers, Voice over Internet Protocol (VoIP) and user day-to-day data. The average life of a typical network device is five (5) years. Devices that exceed 5 years in the field have proven to be more costly and availability of parts diminish. In order to maintain continuity and optimum uptime it is important to cycle out older network devices as they reach five years.

This project will create a life-cycle of five years to replace network devices prior to failure and maintain optimum performance and uptime.



MTS issued an Invitation for Bid (IFB), and on December 7, 2019, MTS received four (4) bids. The IFB lowest bid came in 175 percent higher than the estimated budget, and staff determined that this was an unreasonable price.

MTS, as a public agency, has the ability to utilize the Federal General Service Administration (GSA) contract schedules to purchase IT services and supplies. The GSA solicits and awards contracts for multiple services at a rate that is significantly lower than national average. The network equipment and materials is one of such items available on the GSA schedule. MTS staff obtained pricing from GSA contractors and received the lowest bid that meets our budget requirement. The bid was 33 percent below the cost estimate. The low bid was received from Advance Digital Solution International Inc. through the GSA contract reference no: GS-35F-0032Y.

The following table details the not-to-exceed cost for this project:

Description	Cost
Network Equipment	\$ 160,640.00
Tax 7.75%	\$ 12,449.60
Grand Total:	\$ 173,089.60

Therefore, staff recommends that the MTS Board of Directors authorize the CEO to execute the Purchase Order with Advance Digital Solution International Inc. for the provision of network equipment for the Trolley network communications system.

/s/ Paul C. Jablonski
Paul C. Jablonski
Chief Executive Officer

Key Staff Contact: Sharon Coney, 619.557.4513, Sharon.Cooney@sdmts.com



1255 Imperial Avenue, Suite 1000
San Diego, CA 92101-7490
(619) 231-1466 • FAX (619) 234-3407

Agenda Item No. 18

MEETING OF THE SAN DIEGO METROPOLITAN TRANSIT SYSTEM BOARD OF DIRECTORS

March 21, 2019

SUBJECT:

REPLACEMENT OF LIGHTING FIXTURES IN THE TROLLEY PITS AT BUILDING C –
AWARD WORK ORDER UNDER A JOB ORDER CONTRACT (JOC)

RECOMMENDATION:

That the San Diego Metropolitan Transit System (MTS) Board of Directors authorize the Chief Executive Officer (CEO) to execute Work Order MTSJOC7503-51 to MTS Doc. No. PWL234.0-17 (in substantially the same format as Attachment A) with ABC Construction Company, Inc. (ABC) for the replacement of lighting fixtures in the trolley pits at Building C.

Budget Impact

The total cost will not exceed \$219,912.76 inclusive of a direct cost of \$213,549.42 and the contractor share of administrative fees totaling \$2,157.06. Total administrative fees are \$6,363.34 (contractor share \$2,157.06 and MTS share \$4,206.28). Funding will be from the Fiscal Year (FY) 2019 San Diego Trolley Incorporated (SDTI) Emergency Flood Recovery Cost Center Number 999016.

DISCUSSION:

Due to heavy rain in late December 2018, the Building C maintenance pits were flooded, resulting in irreparable damage to the lighting fixtures, and other equipment at this location.

This project consists of removing all 178 existing lighting fixtures in the maintenance pits and replacing them with new LED lighting fixtures. This project will result in functional work areas, and improved illumination for trolley maintenance staff.



In September 2016, the San Diego Association of Governments (SANDAG) and MTS issued a joint solicitation for the provision of on-call JOC general building and facilities construction services. This includes general building and facility contracting services such as demolition, maintenance, and modification of existing buildings and facilities, with all required incidental professional and technical services required. JOC is a procurement method under which public agencies may accomplish frequently encountered repairs, maintenance, and construction projects through a single, competitively procured long-term agreement. Three bids were received and the contract was awarded to ABC.

A work order will be issued to ABC for the replacement of lighting fixtures in the trolley pits at Building C. ABC, along with subcontractor Baker Electric, will be providing the materials, labor, equipment, and disposal necessary for replacing the lighting fixtures. Work is expected to be complete by early summer 2019.

Pricing for this repair task order was reviewed and determined to be fair and reasonable.

Therefore, staff recommends that the MTS Board of Directors authorize the CEO to execute Work Order MTSJOC7503-51 to MTS Doc. No. PWL234.0-17 (in substantially the same format as Attachment A) with ABC Construction Company, Inc. for the replacement of lighting fixtures in the trolley pits at Building C.

/s/ Paul C. Jablonski

Paul C. Jablonski
Chief Executive Officer

Key Staff Contact: Sharon Cooney, 619.557.4513, Sharon.Cooney@sdmts.com

Attachment: A. Draft MTS Doc. No. PWL234.0-17, Work Order MTSJOC7503-51

JOB ORDER CONTRACT
WORK ORDER

PWL234.0-17

CONTRACT NUMBER

MTSJOC7503-51

WORK ORDER NUMBER

THIS AGREEMENT is entered into this _____ day of _____ 2019, in the state of California by and between San Diego Metropolitan Transit System ("MTS"), a California public agency, and the following, hereinafter referred to as "Contractor":

Name: ABC Construction Company, Inc.

Address: 3120 National Avenue

Form of Business: Corporation
(Corporation, partnership, sole proprietor, etc.)

San Diego, CA 92113

Telephone: (619) 239-3428

Authorized person to sign contracts: Wayne Czubernat Project Manager
Name Title

Pursuant to the existing Job Order Contract (MTS Doc. No. PWL234.0-17), MTS issues a Work Order to Contractor to complete the detailed Scope of Work (attached as Exhibit A.), the Cost Breakdown for the Scope of Work (attached as Exhibit B.), and the subcontractor listing form applicable to this Work Order (attached as Exhibit C.)

Pursuant to the SANDAG JOC Contract Section 7-1.04A(3), 1% of the work order value has been deducted. MTS will pay both the Contractor (1%) and the MTS/Owner share of the Gordian Group license fee. The total cost for this work order will not exceed \$215,706.48 inclusive of a direct cost of \$213,549.42 and a 1% Gordian Group license fee of \$2,157.06

TOTAL PAYMENTS TO CONTRACTOR SHALL NOT EXCEED \$213,549.42

SAN DIEGO METROPOLITAN TRANSIT SYSTEM	CONTRACTOR AUTHORIZATION
By: _____ Chief Executive Officer	Firm: _____
Approved as to form:	By: _____ Signature
By: _____ Office of General Counsel	Title: _____

AMOUNT ENCUMBERED	BUDGET ITEM	FISCAL YEAR
\$ 213,549.42	999016/571142	2019

By: _____
Chief Financial Officer Date



1255 Imperial Avenue, Suite 1000
San Diego, CA 92101-7490
(619) 231-1466 • FAX (619) 234-3407

Agenda Item No. 19

MEETING OF THE SAN DIEGO METROPOLITAN TRANSIT SYSTEM BOARD OF DIRECTORS

March 21, 2019

SUBJECT:

SAN DIEGO METROPOLITAN TRANSIT SYSTEM (MTS) TASK ORDER CONTRACT
APPROVAL FOR RIO VISTA STATION RETAINING WALL AND STATION REPAIR
DESIGN SERVICES

RECOMMENDATION:

That the MTS Board of Directors authorize the Chief Executive Officer (CEO) to execute Amendment 1 to Work Order WOA1949-AE-06 for MTS Doc. No. G1949.0-17 (in substantially the same format as Attachment A) with Jacobs Engineering Group, Inc. (Jacobs) in the amount of \$123,992.84 to perform additional design-engineering services for the Rio Vista Station Retaining Wall and Station Repairs.

Budget Impact

The value of the Amendment will not exceed \$123,992.84, bringing the new contract total to \$243,897.18 and is allocated under fiscal year (FY) 2020 Capital Improvement Program Number 2005003902.

DISCUSSION:

The Original Mission Valley West LRT Extension was completed in 1999, including the construction of Rio Vista Station. The station was constructed on mechanically stabilized earth (MSE) and cast-in-place (CIP) retaining walls built on a slope. The MSE and CIP walls that support the station have since settled slightly in varying degrees and need reinforcement.

The initial work order issued to Jacobs in the amount of \$119,904.34 was approved by the MTS Board in April 2018. Under this initial work order, Jacobs has completed the preliminary design and recommended installation of wall supports and platform improvements. This amendment will advance the preliminary design to 100% plans and provide detailed specifications for soliciting construction services. The final design is expected to be completed by October 2019.



On January 12, 2016, San Diego Association of Governments (SANDAG) and MTS issued a joint Request for Statement of Qualifications (RFSQ) for On-Call Architectural and Engineering (A&E) Design Consulting services. The RFSQ resulted in the approval of 8 firms qualified to perform A&E services. Tasks are assigned to the firms through a work order process. MTS selects the most qualified firm based on the scope of work to be performed.

Jacobs Engineering was deemed the most qualified for this scope of work.

For this amendment, Jacobs will utilize the following subcontractor to perform additional geotechnical work required for the project, for the estimated amount:

Subcontractor Name	Designation	Estimated Amount
SCST, Inc.	DBE	\$5,467.20

Therefore, staff recommends that the MTS Board of Directors authorize the CEO to execute Amendment 1 to Work Order WOA1949-AE-06 for MTS Doc. No. G1949.0-17 (in substantially the same format as Attachment A) with Jacobs Engineering Group, Inc. (Jacobs) in the amount of \$123,992.84 to perform additional design-engineering services for the Rio Vista Station Retaining Wall and Station Repairs .

/s/ Paul C. Jablonski
Paul C. Jablonski
Chief Executive Officer

Key Staff Contact: Sharon Cooney, 619.557.4513, Sharon.Cooney@sdmts.com

Attachment: A. Draft Work Order WOA1949-AE-06.01, MTS Doc. No. G1949.0-17

March 21, 2019

MTS Doc. No. G1949.0-17
Work Order No. WOA1949-AE-06.01

Jacobs Engineering Group, Inc.
Lewis P. Cornell, Vice President
725 West Town & Country Road, Suite 300
Orange CA, 92868

Dear Mr. Cornell:

Subject: MTS DOC. NO. G1949.0-17, AMENDMENT NO. 1 TO WORK ORDER WOA1949-AE-06,
GENERAL ENGINEERING DESIGN SERVICES FOR RIO VISTA STATION RETAINING
WALL & STATION REPAIRS PROJECT

This letter shall serve as Amendment No. 1 to our agreement for Work Order WOA1949-AE-06 to MTS Doc. No. G1949.0-17, for professional services under the General Engineering Consultant Agreement, as further described below.

SCOPE OF SERVICES

This Work order provides for design services to MTS for Rio Vista Station Retaining Wall and Station Repairs. Work provided under this Work Order will be performed in accordance with the attached Scope of Services (Attachment A and B)

SCHEDULE

This Work Order will not change the original schedule. The Scope of Services, as described above, shall remain in effect through completion of construction from the date of the Notice to Proceed.

PAYMENT

Payment shall be based on actual costs in the amount not to exceed without prior authorization of \$123,992.84.

Please sign below, and return the document to the Contracts Specialist at MTS. All other terms and conditions shall remain the same and in effect.

Sincerely,

Accepted:

Paul C. Jablonski
Chief Executive Officer

Lewis Cornell
Jacobs Engineering Group, Inc.

Date: _____

Attachments: Attachment A, Scope of Services
Attachment B, Negotiated Fee Proposal



1255 Imperial Avenue, Suite 1000
San Diego, CA 92101-7490
(619) 231-1466 • FAX (619) 234-3407

Agenda Item No. 20

MEETING OF THE SAN DIEGO METROPOLITAN TRANSIT SYSTEM BOARD OF DIRECTORS

March 21, 2019

SUBJECT:

THIRD PARTY COMPASS CARD AND TRANSIT PASS SALES – AMENDED
AGREEMENT WITH ALBERTSONS

RECOMMENDATION:

That the San Diego Metropolitan Transit System (MTS) Board of Directors authorize the Chief Executive Officer (CEO) to execute MTS Doc. No. G1598.6-13, (in substantially the same format as Attachment A) with Albertsons for the provision of selling MTS and North County Transit District (NCTD) Compass Card passes at all Albertsons and select Vons grocery stores for two (2) additional years.

Budget Impact

The aggregate expense will increase by \$361,200, from the previous contract total of \$819,000 to \$1,180,200. This project will be funded through the Compass Card Regional Budget (530010-571140).

DISCUSSION:

MTS and NCTD utilize grocery stores and other businesses as its primary third-party outlet for monthly pass sales. Albertsons and select Vons grocery stores have been selling Compass Card products since February 2014. Currently, there are a total of 43 Albertsons and Vons outlets throughout the region serving both the MTS and NCTD service territories. Sales volume has ranged from about \$7.1 million to \$10.5 million per year. This represents about 10% of all MTS fare revenue. The current contract between MTS and Albertsons expires on December 31, 2019.

MTS provides Albertsons with Compass Cards and hardware proprietary to Cubic in order to load and reload cards. Serving MTS and NCTD customers requires Albertsons



personnel considerable time to sell and reload passes and to verify proof of eligibility for discounted passes. These outlets are critical to meet our system's distribution needs. In return for these services, Albertsons receives a stipend of \$325 per store per month, resulting in a total payment of \$167,000 per year.

Additionally, MTS and NCTD are in the process of replacing its entire fare collection system by the end of calendar year 2021. To ensure there is no disruption in the delivery of current fare products to MTS and NCTD customers, MTS entered into negotiations with Albertsons to extend the contract for two years to coincide with the implementation of the new fare system. The contract extension avoids a procurement of a new Compass Card Fare Media provider, which would force riders to new distribution outlets for a very short time.

Under the new proposal, Albertsons would be provided an annual amount equal to \$180,600, or \$350 per store per month. To further enhance the partnership between Albertsons, MTS and NCTD, Albertsons has been offered various advertising assets such as bus shelters, bus benches and vehicles on which Albertsons ads can be placed. These will be provided on an "as available" basis and Albertsons will pay for all productions costs.

Therefore, staff recommends that the MTS Board of Directors authorize the CEO to execute MTS Doc. No. G1598.6-13, (in substantially the same format as Attachment A) with Albertsons for the provision of selling MTS and NCTD Compass Card passes at all Albertsons and select Vons groceries stores for two (2) additional years.

/s/ Paul C. Jablonski

Paul C. Jablonski
Chief Executive Officer

Key Staff Contact: Sharon Cooney, 619.557.4513, Sharon.Cooney@sdmts.com

Attachments: A. Draft MTS Doc. No. G1598.6-13
B. Albertsons / Vons Bonus Ads & Promotions

March 21, 2019

MTS Doc. No. G1598.6-13

Albertsons
Mr. Andy Barker, Senior Vice President of Operations
1421 South Manhattan Avenue
Fullerton, CA 92831

Subject: AMENDMENT NO. 6 TO MTS DOC. NO. G1598.6-13; COMPASS CARD OUTLET –
OPTION YEARS

This shall serve as Amendment No. 6 to our agreement for Compass Card sales as further described below.

SCOPE OF SERVICES

As a result of this amendment, the scope of service for this agreement will be expanded to include optional advertising and promotional opportunities to be utilized as requested (see Exhibit A).

SCHEDULE

Exercise the option to extend the agreement for two (2) years from January 1, 2020 through December 31, 2021.

PAYMENT

As a result of this amendment, the contract amount is increased by \$361,200 (\$350 monthly commission for 43 outlets for 24 months). The new contract total is amended from \$819,000 to \$1,180,200. Payments will be made quarterly.

All other conditions remain unchanged. If you agree with the above, please sign below, and return the document marked "Original" to the Contract Specialist at MTS. The other copy is for your records.

Sincerely,

Agreed:

Paul C. Jablonski
Chief Executive Officer

Andy Barker
Senior Vice President of Operations

Date:

Date:

Cc: R. Schupp, J. Krieg, A. Monreal, Procurement File

EXHIBIT A

Albertsons/Vons Bonus Ads & Promotions

MTS has a number of advertising assets and promotional opportunities that can be dedicated to Albertsons/Vons for general advertising. These assets can be activated annually as part of our on-going partnership. Due to agreements with third-party advertising firms, some ads must include some reference to MTS services or products in order to qualify for free placement as a partnership ad. These references can be secondary to the Albertsons/Vons message.

MTS to Provide to Albertsons/Vons:

1. **Waive run cost for fifteen (15) bus shelter kiosk advertisements for a 12-week run**

Estimated value: \$27,000

- a. Albertsons/Vons pays for production of bus shelters at \$75/poster
- b. Art and primary messages can be determined solely by Vons/Albertsons, but must include a secondary MTS-related message to qualify as a partnership ad for placement
- c. Shelter locations subject to availability



2. **Waive run cost for up to 40 digital shelter kiosk advertisements for 12 consecutive or non-consecutive weeks** (digital ads can be divided into 2-week or 4-week runs, etc., creative switched out more frequently).

Estimated value: \$54,000)

- a. Albertsons/Vons to create art
- b. Art and primary messages can be determined solely by Vons/Albertsons, but must include a secondary MTS-related message to qualify as a partnership ad for placement

c. Digital shelter locations subject to availability

3. Waive advertising cost for twenty (20) bus benches for a 12-week run

Estimated value: \$15,000

- a. Albertsons/Vons pays for production of bench panels at \$80/panel
- b. Art and primary messages can be determined solely by Vons/Albertsons, but must include a secondary MTS-related message to qualify as a partnership ad for placement
- c. Bench location subject to availability



4. Waive advertising cost for one (1) Trolley wrap for 3 months

Estimated value \$36,000

- a. Albertsons/Vons pays for production and installation of trolley wrap
- b. Art to be approved by MTS must include a secondary MTS-related message to qualify as a partnership ad for placement
- c. Timeframe subject to availability
- d. Estimated production cost \$10,000



5. Waive advertising cost for ten (10) bus back wraps 3 months

Estimated value \$22,500

- a. Albertsons/Vons pays for production and installation of bus back at \$325/wrap
- b. Art to be approved by MTS
- c. Art and primary messages can be determined solely by Vons/Albertsons, but must include a secondary MTS-related message to qualify as a partnership ad for placement
- d. Timeframe subject to availability



6. Waive advertising cost for two (2) full bus side wraps 3 months

Estimated value \$15,000)

- a. Albertsons/Vons pays for production and installation of trolley wrap at \$1,250/wrap
- b. Art to be approved by MTS and Clear Channel Outdoor
- c. Art and primary messages can be determined solely by Vons/Albertsons, but must include a secondary MTS-related message to qualify as a partnership ad for placement
- d. Timeframe subject to availability



7. **Full-page color print ad in the San Diego Reader** (estimated value \$5,100)
- a. Albertsons/Vons to design art (option to include coupon)
 - b. Art and primary messages can be determined solely by Vons/Albertsons, but must include a secondary MTS-related message to qualify as a partnership ad for placement



8. **MTS Marketing Ads** (estimated value \$5,000)
- a. **Rapid Pylons** - Ad space at downtown Rapid pylons for two weeks
 - b. **MTS Rider Insider** - Inclusion in one (1) MTS Rider Insider e-newsletter
 - c. **Social Media** - Inclusion in a minimum of five (5) social media posts, including paid advertisements on Facebook Twitter and/or Instagram
 - d. **MTS Text Alerts** - Advertise ten (10) times using MTS text Alerts (60 character message/16,688 unique daily users)

9. **Promotional Opportunities** (below are a few ideas that we can explore and develop together if any or all concepts are of interest):
- a. **Coupons** – Provide special coupons to Compass Card holders to encourage them to shop in-store. Add exclusive specials of the week to MTS website (on Compass Card store locations page).
 - b. **Data Collection** – Ask Compass Card customers to sign up for a rewards card or e-newsletter and gather data for MTS (name/age/email address).
 - c. **Employee Appreciation Event** – Offer a catered employee lunch to thank employees for all their transit pass sales efforts.
 - d. **Games** – Create a game (similar to the Monopoly game) where after people spend x amount, they get a code or a chance to enter for a prize.
 - e. **Gift Cards** – MTS to purchase and give away Albertsons/Vons gift cards as part of ongoing MTS contests (outreach contests or social media).
 - f. **In-Store Display** – Partner with Coca-Cola to create an in-store display (to resemble MTS logo or bus/trolley vehicle). Tie-in a promotion or contest.
 - g. **Product Placement** – Include Vons/Albertsons product placement in MTS videos (such as a customer holding an Albertsons/Vons reusable bag).
 - h. **Rewards Programs** – Develop a special rewards program for Compass Card holders or develop a Rewards Program for “Signature Select” products.
 - i. **Videos** - Include Albertsons/Vons onsite video footage in MTS videos (such as new video teaching people how to reload their Compass Card at a store).



1255 Imperial Avenue, Suite 1000
San Diego, CA 92101-7490
(619) 231-1466 • FAX (619) 234-3407

Agenda Item No. 21

MEETING OF THE SAN DIEGO METROPOLITAN TRANSIT SYSTEM BOARD OF DIRECTORS

March 21, 2019

SUBJECT:

VENDOR MANAGED INVENTORY (VMI) PROGRAM FOR TRANSIT MAINTENANCE
SPARE PARTS – CONTRACT AWARD

RECOMMENDATION:

That the San Diego Metropolitan Transit System (MTS) Board of Directors authorize the Chief Executive Officer (CEO) to execute MTS Document Number B0701.0-19 (in substantially the same format as Attachment A) with The Aftermarket Parts Company, LLC for the supply of certain maintenance spare parts under a vendor managed inventory framework.

Budget Impact

The value of this agreement will not exceed \$8,000,000.00 across a 5 year period. Funding for each respective fiscal year will be included in the MTS Bus Maintenance department budget 311014-545100.

DISCUSSION:

MTS conducts preventative and repair maintenance across its fleet of 270 fixed route buses at both the Imperial Avenue Division (IAD) and Kearny Mesa Division (KMD). The spare parts used to facilitate the maintenance are currently purchased across multiple suppliers. In 2018, MTS participated in a joint solicitation initiative in partnership with Utah Transit Authority (UTA) and TriMet (Portland, Oregon) to source a suitable supplier to provide a VMI program where suppliers are invited to enter into a contract to supply parts under a fixed price and guaranteed lead time requirement.

The goal of this initiative is to develop a partnership with a firm or multiple firms who, based on certain maintenance schedules and historical usage information provided by



the Agencies, will work with original equipment manufacturers (OEM's) and/or aftermarket part manufacturers/distributors to provide parts under the VMI framework.

A list of goals was developed across the Agencies that include:

- Reduction of cumulative part cost
- Improve parts availability
- Meet Procurement guidelines
- Ensure quality and integrity of parts
- Leverage savings through alternative and local sourcing
- Maintain safety standards of Transit operations
- Provide Engineering and Sourcing services
- Drive efficiency through IT compatibility
- Optimize inventory management

The Agencies set forth the basic requirements in the solicitation that are centered on fixed price and guaranteed lead time. The parameters for price was set under a meet or beat criteria based on the last purchase price inclusive of delivery cost with a capped annual increase of the lower of a predetermined Producer Price Index (PPI) or 3%. The guaranteed lead time was set at shipment within the next business day of an order being received. In addition, the contract allows for parts to be added or withdrawn under an agreed framework and is not exclusive to the Contractor where MTS retains the flexibility to purchase contracted parts from alternate suppliers should the Contractor be unable to fulfill any requirements.

The combination of the core benefits under this contract will deliver some significant benefits to MTS:

- Reduce inventory holdings
- Deliver improved service levels and lessen delays to maintenance
- Drive efficiency in the administration of planning and purchasing costs
- Provide savings through the utilization of existing cost or better and thus mitigating the risk of price increases to a capped percent

On April 25, 2018, UTA released a Request for Proposals (RFP) Doc No. 17-2218JH to solicit offers from qualified firms for a Joint VMI program for Transit, Trolley and Maintenance of Wayside (MOW) spare parts covering the MTS, TriMet and UTA. Proposals were received on August 10, 2018 from 5 firms that submitted proposals for Transit parts.

The agencies received proposals for transit parts from the following firms:

Proposer	Price
The Aftermarket Company (New Flyer)	\$ 5,805,877.07
NEOPART Transit, LLC	\$ 5,347,097.24
Genuine Parts Company (NAPA)	Price not evaluated due to non-compliance with Buy America
Gillig, LLC	Price not evaluated due to non-responsiveness
Alstom Transportation, Inc.	\$ 522,712.43

After an initial review of the proposal it was determined the Gillig, LLC was non-responsive due to their submitting a proposal to only supply Gillig parts. The purpose of the solicitation was to select a vendor that had the ability to supply parts across all manufacturers. NAPA was also deemed non-responsive as they did not comply with the federal Buy America requirements.

Based on the panel's evaluation of the technical proposal, negotiations and assessment of price, MTS staff has determined that The Aftermarket Parts Company, LLC (A New Flyer Company) provided the most competitive proposal and meets MTS requirements as outlined under the joint Agency RFP.

The total overall spend for the program is anticipated to be \$8,000,000 with a combined savings of \$275,000 over a 5 year period from the current spend in addition to any cost variance between actual market part cost and the yearly capped price increase cost. In addition and as a result of the guaranteed lead time, MTS is expecting to reduce its stock holdings and reduce the risk of part obsolescence and carrying cost.

Therefore staff recommends that the MTS Board of Directors authorize the CEO to execute MTS Doc. No.Doc Num. B0701.0-19 (in substantially the same format as Attachment A) with The Aftermarket Parts Company, LLC for the provision of supplying certain maintenance spare parts under a vendor managed inventory framework.

/s/ Paul C. Jablonski
Paul C. Jablonski
Chief Executive Officer

Key Staff Contact: Sharon Cooney, 619.557.4513, Sharon.Cooney@sdmts.com

Attachment: A. Draft MTS Doc. B0701.0-19

B0701.0-19
CONTRACT NUMBER

STANDARD SERVICES PROCUREMENT

THIS AGREEMENT is entered into this _____ day of _____, 2019, in the State of California by and between San Diego Metropolitan Transit System ("MTS"), a California public agency, and the following, hereinafter referred to as "Contractor":

Name: The Aftermarket Parts Company.

Address: 630 Kernaghan Ave.
Winnipeg, MB R2C 5G1

Form of Business: Corporation
(Corporation, partnership, sole proprietor, etc.)

Telephone: 204.982.8421

Email Address: dohlee@wjisamerica.com

Authorized person to sign contracts: Nelson Botelho
Name

Vice President and COO
Title

The attached Standard Conditions are part of this Agreement. The Contractor agrees to furnish to MTS services and materials, as follows:

Provide parts delivery as specified in the Scope of Work (attached as Exhibit A), The Aftermarket quote dated (attached as Exhibit B), and in accordance with the Standard Services Procurement, including the Standard Conditions Procurement (attached as Exhibit C), Federal Requirements (attached as Exhibit D) and Signed MTS Forms (attached as Exhibit E).

Shipment shall be no more than 24 hours after issuance of the Purchase Order. The contract shall terminate June 30, 2024.

Payment terms shall be net 30 days from invoice date. The contract total is \$8,000,000.00. This total shall not be exceeded without MTS approval.

SAN DIEGO METROPOLITAN TRANSIT SYSTEM		CONTRACTOR AUTHORIZATION
By: _____ Chief Executive Officer		Firm: _____
Approved as to form:		By: _____ Signature
By: _____ Office of General Counsel		Title: _____
AMOUNT ENCUMBERED	BUDGET ITEM	FISCAL YEAR
\$8,000,000	311014-545100	2019-2023

By: _____
Chief Financial Officer

Date _____

(XX total pages, each bearing contract number)

SA-SERVICES (REV 2/22/2017)
DATE



1255 Imperial Avenue, Suite 1000
San Diego, CA 92101-7490
(619) 231-1466 • FAX (619) 234-3407

Agenda Item No. 22

MEETING OF THE SAN DIEGO METROPOLITAN TRANSIT SYSTEM BOARD OF DIRECTORS

March 21, 2019

SUBJECT:

TROLLEY TRACK IMPROVEMENTS – CHANGE ORDERS 1 - 9

RECOMMENDATION:

That the San Diego Metropolitan Transit System (MTS) Board of Directors:

- 1) Ratify Construction Change Orders 1 through 5 with Veolia Transportation Maintenance & Infrastructure (VTMI) to MTS Doc. No. PWL243.0-17 totaling \$166,541.64, for Trolley Track Improvements on MTS's Orange Line and Green Line Light Rail Vehicle (LRV) service route(s); and
- 2) Authorize the Chief Executive Officer (CEO) to execute MTS Document No. PWL243.0-17 - Change Orders 6 through 9, with VTMI, for \$1,548,856.31.

Budget Impact

The total additional Board Authority in this request, inclusive of Change orders 6-9 is \$1,369,205.25 as follows:

Change Order (CO)	Contract	Contingency	Contract + Contingency
Original Board Approval (including contingency)	\$3,461,927.00	\$346,192.70	\$3,808,119.70
CO1-5 (ratify)	\$166,541.64	(\$166,541.64)	\$0.00
CO6-9 (authorize)	\$1,548,856.31	(\$179,651.06)	\$1,369,205.25
TOTAL NEW CONTRACT VALUE (no remaining contingency)	\$5,177,324.95	\$0.00	\$5,177,324.95



The MTS Board of Directors originally approved a contract amount of \$3,808,119.70 which included an additional \$346,192.70 in contingency for unforeseen conditions. Staff is seeking to ratify changes (Change Orders 1 – 5) totaling \$166,541.64 which is within the approved contract amount. Staff is also requesting additional funding for change orders 6-9 in the amount of \$1,369,205.25, bringing the total new contract value to \$5,177,324.95. Funding is included in fiscal year (FY) 2018, FY 2019 & FY 2020 Capital Improvement Program budgets.

DISCUSSION:

MTS currently has an existing contract with VTMI for construction related improvements on MTS's Green Line and Orange Line Trolley service route. This agreement ensures MTS receives construction related improvements to its existing trolley tracks pursuant to improvements awarded under contracts scope of work. Since the original construction contract was executed after January 1, 2018 and totaled over \$1,000,000, this contract requires compliance with the skilled and trained workforce provisions established under Assembly Bill 805. A summary of all Change Orders are as follows:

Ratification of Change Order No. 1:

This change order is for improvements to the timber crosstie specification to ensure performance and longevity of the ties; this also includes escalation and shall not exceed \$91,441.69.

Ratification of Change Order No. 2:

This change order is for additional flaggers necessary for the Washington St Grade Crossing closure, and an additional 48 square feet of asphalt replacement at the Washington Street Grade Crossing. The total cost of this change order shall not exceed \$25,669.95.

Ratification of Change Order No. 3:

This change order is for additional costs for replacement of 158 spot ties due to site condition changes on the eastbound I-94 bridge. The total cost of this change order shall not exceed \$36,006.82.

Ratification of Change Order No. 4:

This change order is for removing and replacing 83 square feet of existing concrete between the eastbound and westbound track on the eastbound side of the Washington Street Grade Crossing to avoid a tripping hazard. The total cost of this change order shall not exceed of \$10,020.65.

Ratification of Change Order No. 5:

This change order is for replacing two (2) insulated joints with owner furnished 39-foot insulated joint plugs at the Amaya Drive Trolley Station. The total cost of this change order shall not exceed \$3,402.53.

Approve Change Order No. 6:

This change order would authorize the replacement of the 65th Street vehicular crossing located at the intersection of Imperial Avenue and 65th Street in San Diego. This vehicular crossing has some issues with track gauge, which is causing a slow order at this location. The total cost of this change order shall not exceed \$313,179.00.

Approve Change Order No. 7:

This change order would authorize the costs required for VTMI employees and subcontractors to attend the North County Transit District (NCTD) Roadway Worker Protection (RWP) training in order to work near the NCTD right-of-way during the Taylor Street Grade Crossing Replacement. The total cost of this change order shall not exceed \$6,075.71.

Approve Change Order No. 8:

This change order would authorize the replacement of 50 feet of the westbound platform stem wall and ADA detectable warning pavers, and additional surfacing on the westbound track at Grossmont Transit Center, the installation of ADA detectable warning pads on the existing ADA ramps at Grossmont Transit Center and Amaya Trolley Station. The total cost of this change order shall not exceed \$33,902.60

Approve Change Order No. 9:

This change order would authorize the replacement of up to 3,840 timber ties, surfacing, placement of top ballast, and destressing of 11,643 feet of track between Spring Street Station and Baltimore Junction. The total cost of this change order shall not exceed \$1,195,699.00.

Therefore, staff recommends that the MTS Board of Directors:

- 1) Ratify Construction Change Orders 1 through 5 with Veolia Transportation Maintenance & Infrastructure to MTS Doc. No. PWL243.0-17 totaling \$166,541.64, for Trolley Track Improvements on MTS's Orange Line and Green Line Light Rail Vehicle (LRV) service route(s); and
- 2) Authorize the CEO to execute MTS Document No. PWL243.0-17 - Change Orders 6 through 9, with VTMI, for \$1,548,856.31.

/s/ Paul C. Jablonski
Paul C. Jablonski
Chief Executive Officer

Key Staff Contact: Sharon Cooney, 619.557.4513, Sharon.Cooney@sdmts.com



1255 Imperial Avenue, Suite 1000
San Diego, CA 92101-7490
(619) 231-1466 • FAX (619) 234-3407

Agenda Item No. 23

MEETING OF THE SAN DIEGO METROPOLITAN TRANSIT SYSTEM BOARD OF DIRECTORS

March 21, 2019

SUBJECT:

FISCAL YEAR 2019 MIDYEAR ADJUSTMENT (MIKE THOMPSON)

RECOMMENDATION:

That the San Diego Metropolitan Transit System (MTS) Board of Directors enact Resolution No. 19-1 (Attachment B) amending the fiscal year (FY) 2019 operating budget for the San Diego Metropolitan Transit System (MTS), San Diego Transit Corporation (SDTC), San Diego Trolley, Inc. (SDTI), MTS Contract Services, and the Coronado Ferry.

Budget Impact

The action will amend the FY2019 operating budget.

DISCUSSION:

Combined MTS FY2019 Midyear Adjustment

Revenues. Passenger fare revenues are unfavorable year over year by \$240,000 over the first six months of the fiscal year. Passenger revenue is projected to reach the original budget figure of \$92,087,000.

Other revenue is projected to increase \$2,817,000. This is primarily due to higher than expected revenue from state energy credits.

Subsidy revenue, in total, produces a favorable midyear adjustment of \$2,062,000. State revenue is expected to decrease by \$244,000 overall due to a decrease in Medi-Cal revenues offset by an increase in State Transit Assistance (STA) revenue. The original budgetary figure of \$3,400,000 for Medi-Cal revenues is being removed entirely from the budget due to the legislative change that eliminated direct reimbursement for providing transportation to Medi-Cal managed care beneficiaries. MTS is pursuing a legislative change to address the reduction of Medi-Cal funding and will be updating the Board of Directors as progress is made. With the unsuccessful repeal of Senate Bill 1 (SB1) STA



funding, staff recommends the amount of STA revenue allocated to the operating budget to increase by \$3,156,000 to partially cover the loss of Medi-Cal revenue. Transnet revenue is expected to increase by \$1,822,000 due to increasing sales tax receipts and higher than expected reimbursement for TransNet funded operations. Other local subsidies are expected to increase by \$500,000 as a result of an increase in the amount of FasTrak revenue that MTS will receive in the current fiscal year.

Reserve revenue contribution is decreasing by \$136,000 in the midyear adjustment. This is primarily due to a reduction of the forecasted expenses for the sales tax ballot measure initiative. The original budget included \$800,000 in reserves for the ballot measure initiative and that figure is being reduced to \$600,000 based on the projected decrease in expenditures for the current fiscal year. Taxicab Administration and SD&AE expenses are projected to exceed revenues by \$64,000 more than the original budget, resulting in an increase of \$64,000 in reserve funding utilization. Reserves are used to balance the operations of these self-funded activities.

In total, consolidated revenues will yield a \$4,743,000 favorable midyear adjustment.

Expenses. Total consolidated operating expenses will produce a \$4,743,000 unfavorable midyear adjustment.

Personnel-related expenses will yield a \$1,586,000 unfavorable midyear adjustment. These adjustments include an increase in labor expenses of \$1,422,000 and fringe expenses of \$164,000. Labor expenses are primarily unfavorable due to experience in rail operator, maintenance, and flagging wages. Fringe expenses were initially projected to be favorable but MTS included an additional \$850,000 in the healthcare budget to pay for unpaid medical claims related to Riverstone Capital, the previous provider of MTS PPO and EPO health plans.

Total outside services will produce an unfavorable midyear adjustment of \$1,891,000 primarily due to the minimum wage rate adjustment to the Transdev contract and an increase in Information Technology outside services costs.

Staff projects an unfavorable midyear adjustment of \$634,000 for materials and supplies, primarily due to revenue vehicle parts within bus operations and equipment maintenance supplies in rail operations.

The total unfavorable midyear adjustment in energy is \$1,543,000, primarily due to higher electricity commodity rates than anticipated in the first half of the year. Savings are expected in Compressed Natural Gas (CNG) costs as the rate will decrease from \$0.90 in the original budget to \$0.88 in the amended budget. Gasoline prices have been higher than the original budgeted rate but consumption has been favorable due to the early retirement of the hybrid bus fleet, resulting in a net decrease of gasoline costs. Propane prices are projected to remain at the original budget rate of \$1.53 per gallon.

Risk management costs will produce a favorable midyear adjustment of \$944,000, due to favorable experience in liability claim payouts and claim recoveries through the first six months of the fiscal year.

General and administrative costs will produce an unfavorable midyear adjustment of \$1,000.

Debt service requires no midyear adjustment.

Vehicle/facility leases will result in an unfavorable midyear adjustment of \$31,000.

Net income. The increase in revenues and expenses results in a balanced budget.

/s/ Sharon Cooney for _____
Paul C. Jablonski
Chief Executive Officer

Key Staff Contact: Mike Thompson, 619.557.4557, mike.thompson@sdmts.com

Attachments: A. Proposed Fiscal Year 2019 Amended Budget
B. Board Resolution No. 19-1



Fiscal Year 2019 Amended Budget

Metropolitan Transit System



This page intentionally left blank.

SAN DIEGO METROPOLITAN TRANSIT SYSTEM **TABLE OF CONTENTS** **AMENDED BUDGET FISCAL YEAR 2019**

Table of Contents.....	i
Section 2, Amended Budgets	
2.01 MTS Consolidated Budget.....	1
2.02 Consolidated Operations Budget.....	2
2.03 Consolidated Administrative Budget.....	3
2.04 Consolidated Other Activities Budget.....	4
4.02 San Diego Transit Corporation Budget.....	5
4.03 San Diego Trolley Incorporated Budget.....	6
4.04 Contracted Bus Operations - Fixed Route Budget.....	7
4.05 Contracted Bus Operations - Paratransit Budget.....	8
4.06 Coronado Ferry Budget.....	9
4.07 Administrative Pass Through Budget.....	10
Section 3, Amended Revenues	
3.02 Revenue Summary.....	11
9.01 Funding Sources by Activity - Summary.....	12
9.02 Funding Sources by Activity - Detail.....	13
Section 4, Position Information	
10.03 Position Table Summary.....	17
10.04 Position Table Detail.....	18

This page intentionally left blank.

**SAN DIEGO METROPOLITAN TRANSIT SYSTEM
OPERATING BUDGET SUMMARY
FISCAL YEAR 2019
SECTION 2.01**

	ACTUAL FY18	ORIGINAL BUDGET FY19	AMENDED BUDGET FY19	\$ CHANGE BUDGET/ AMENDED	% CHANGE BUDGET/ AMENDED
OPERATING REVENUE					
PASSENGER REVENUE	90,235,808	92,087,214	92,087,214	-	0.0%
OTHER OPERATING REVENUE	19,124,742	16,810,928	19,627,927	2,816,999	16.8%
TOTAL OPERATING REVENUES	109,360,550	108,898,142	111,715,141	2,816,999	2.6%
NON OPERATING REVENUE					
TOTAL SUBSIDY REVENUE	172,674,364	176,740,534	178,802,505	2,061,971	1.2%
OTHER NON OPERATING REVENUE					
RESERVE REVENUE	431,324	1,566,020	1,430,176	(135,844)	-8.7%
OTHER INCOME	-	-	-	-	-
TOTAL OTHER NON OPERATING REVENUE	431,324	1,566,020	1,430,176	(135,844)	-8.7%
TOTAL NON OPERATING REVENUE	173,105,688	178,306,554	180,232,681	1,926,127	1.1%
TOTAL COMBINED REVENUES	282,466,237	287,204,696	291,947,822	4,743,126	1.7%
OPERATING EXPENSES					
LABOR EXPENSES	78,212,938	79,039,052	80,460,934	1,421,882	1.8%
FRINGE EXPENSES	53,215,179	54,976,369	55,140,782	164,413	0.3%
TOTAL PERSONNEL EXPENSES	131,428,117	134,015,421	135,601,716	1,586,295	1.2%
SECURITY EXPENSES	6,926,558	6,937,000	7,073,000	136,000	2.0%
REPAIR/MAINTENANCE SERVICES	5,193,242	5,259,604	5,289,380	29,776	0.6%
ENGINE AND TRANSMISSION REBUILD	1,215,821	1,120,000	1,265,101	145,101	13.0%
OTHER OUTSIDE SERVICES	12,192,967	12,190,720	12,645,275	454,555	3.7%
PURCHASED TRANSPORTATION	69,780,284	75,531,140	76,656,453	1,125,313	1.5%
TOTAL OUTSIDE SERVICES	95,308,872	101,038,464	102,929,209	1,890,745	1.9%
LUBRICANTS	539,398	585,550	553,750	(31,800)	-5.4%
TIRES	1,206,586	1,470,900	1,474,514	3,614	0.2%
OTHER MATERIALS AND SUPPLIES	10,355,858	10,105,777	10,768,147	662,370	6.6%
TOTAL MATERIALS AND SUPPLIES	12,101,842	12,162,227	12,796,411	634,184	5.2%
GAS/DIESEL/PROPANE	4,081,890	3,794,763	3,695,163	(99,600)	-2.6%
CNG	8,451,737	9,600,000	9,430,000	(170,000)	-1.8%
TRACTION POWER	10,947,666	10,900,000	12,100,000	1,200,000	11.0%
UTILITIES	3,935,466	3,881,107	4,493,877	612,770	15.8%
TOTAL ENERGY	27,416,759	28,175,870	29,719,040	1,543,170	5.5%
RISK MANAGEMENT	7,192,890	4,665,700	3,722,130	(943,570)	-20.2%
GENERAL AND ADMINISTRATIVE	4,343,539	4,501,179	4,502,529	1,350	0.0%
DEBT SERVICE	1,595,222	1,480,937	1,480,937	-	0.0%
VEHICLE / FACILITY LEASE	1,027,656	1,164,900	1,195,850	30,950	2.7%
TOTAL OPERATING EXPENSES	280,414,897	287,204,698	291,947,822	4,743,124	1.7%
NET OPERATING SUBSIDY	(171,054,348)	(178,306,556)	(180,232,681)	1,926,125	1.1%
OVERHEAD ALLOCATION	0	1	(0)	-	0.0%
ADJUSTED NET OPERATING SUBSIDY	(171,054,348)	(178,306,555)	(180,232,681)	1,926,126	1.1%
TOTAL REVENUES LESS TOTAL EXPENSES	2,051,340	(1)	(0)	(1)	0.0%

**SAN DIEGO METROPOLITAN TRANSIT SYSTEM
OPERATIONS BUDGET
FISCAL YEAR 2019
SECTION 2.02**

	ACTUAL FY18	ORIGINAL BUDGET FY19	AMENDED BUDGET FY19	\$ CHANGE BUDGET/ AMENDED	% CHANGE BUDGET/ AMENDED
OPERATING REVENUE					
PASSENGER REVENUE	90,235,808	92,087,214	92,087,214	-	0.0%
OTHER OPERATING REVENUE	1,224,287	735,000	840,000	105,000	14.3%
TOTAL OPERATING REVENUES	91,460,095	92,822,214	92,927,214	105,000	0.1%
NON OPERATING REVENUE					
TOTAL SUBSIDY REVENUE	172,158,381	176,600,534	178,682,506	2,081,972	1.2%
OTHER NON OPERATING REVENUE					
RESERVE REVENUE	-	-	-	-	-
OTHER INCOME	-	-	-	-	-
TOTAL OTHER NON OPERATING REVENUE	-	-	-	-	-
TOTAL NON OPERATING REVENUE	172,158,381	176,600,534	178,682,506	2,081,972	1.2%
TOTAL COMBINED REVENUES	263,618,475	269,422,748	271,609,720	2,186,972	0.8%
OPERATING EXPENSES					
LABOR EXPENSES	63,788,877	64,252,516	65,151,380	898,864	1.4%
FRINGE EXPENSES	46,926,042	48,811,515	48,158,240	(653,275)	-1.3%
TOTAL PERSONNEL EXPENSES	110,714,919	113,064,031	113,309,620	245,589	0.2%
SECURITY EXPENSES	515,432	245,000	584,000	339,000	138.4%
REPAIR/MAINTENANCE SERVICES	5,007,132	5,094,104	5,021,880	(72,224)	-1.4%
ENGINE AND TRANSMISSION REBUILD	1,215,821	1,120,000	1,265,101	145,101	13.0%
OTHER OUTSIDE SERVICES	3,445,827	3,204,012	3,347,582	143,570	4.5%
PURCHASED TRANSPORTATION	69,780,284	75,531,140	76,656,453	1,125,313	1.5%
TOTAL OUTSIDE SERVICES	79,964,496	85,194,256	86,875,016	1,680,760	2.0%
LUBRICANTS	539,398	585,550	553,750	(31,800)	-5.4%
TIRES	1,206,586	1,467,400	1,474,514	7,114	0.5%
OTHER MATERIALS AND SUPPLIES	10,313,642	10,095,902	10,751,428	655,526	6.5%
TOTAL MATERIALS AND SUPPLIES	12,059,626	12,148,852	12,779,692	630,840	5.2%
GAS/DIESEL/PROPANE	3,975,226	3,686,013	3,556,736	(129,277)	-3.5%
CNG	8,451,737	9,600,000	9,430,000	(170,000)	-1.8%
TRACTION POWER	10,947,666	10,900,000	12,100,000	1,200,000	11.0%
UTILITIES	3,277,132	3,221,270	3,772,498	551,228	17.1%
TOTAL ENERGY	26,651,761	27,407,283	28,859,234	1,451,951	5.3%
RISK MANAGEMENT	6,750,416	4,102,300	3,223,257	(879,043)	-21.4%
GENERAL AND ADMINISTRATIVE	890,086	755,174	703,600	(51,574)	-6.8%
DEBT SERVICE	851,685	736,882	736,882	-	0.0%
VEHICLE / FACILITY LEASE	863,956	979,900	1,002,650	22,750	2.3%
TOTAL OPERATING EXPENSES	238,746,945	244,388,678	247,489,951	3,101,273	1.3%
NET OPERATING SUBSIDY	(147,286,851)	(151,566,464)	(154,562,737)	2,996,273	2.0%
OVERHEAD ALLOCATION	(24,871,535)	(25,034,073)	(24,119,768)	914,305	-3.7%
ADJUSTED NET OPERATING SUBSIDY	(172,158,386)	(176,600,537)	(178,682,505)	2,081,968	1.2%
TOTAL REVENUES LESS TOTAL EXPENSES	(5)	(3)	(0)	(3)	-92.5%

**SAN DIEGO METROPOLITAN TRANSIT SYSTEM
ADMINISTRATIVE BUDGET
FISCAL YEAR 2019
SECTION 2.03**

	ACTUAL FY18	ORIGINAL BUDGET FY19	AMENDED BUDGET FY19	\$ CHANGE BUDGET/ AMENDED	% CHANGE BUDGET/ AMENDED
OPERATING REVENUE					
PASSENGER REVENUE	-	-	-	-	-
OTHER OPERATING REVENUE	16,800,127	14,765,928	17,694,727	2,928,799	19.8%
TOTAL OPERATING REVENUES	16,800,127	14,765,928	17,694,727	2,928,799	19.8%
NON OPERATING REVENUE					
TOTAL SUBSIDY REVENUE	515,983	140,000	120,000	(20,000)	-14.3%
OTHER NON OPERATING REVENUE					
RESERVE REVENUE	-	1,300,000	1,100,000	(200,000)	-15.4%
OTHER INCOME	-	-	-	-	-
TOTAL OTHER NON OPERATING REVENUE	-	1,300,000	1,100,000	(200,000)	-15.4%
TOTAL NON OPERATING REVENUE	515,983	1,440,000	1,220,000	(220,000)	-15.3%
TOTAL COMBINED REVENUES	17,316,110	16,205,928	18,914,727	2,708,799	16.7%
OPERATING EXPENSES					
LABOR EXPENSES	13,817,418	14,181,536	14,751,554	570,018	4.0%
FRINGE EXPENSES	5,953,899	5,907,385	6,715,942	808,557	13.7%
TOTAL PERSONNEL EXPENSES	19,771,316	20,088,921	21,467,496	1,378,575	6.9%
SECURITY EXPENSES	6,411,126	6,692,000	6,489,000	(203,000)	-3.0%
REPAIR/MAINTENANCE SERVICES	180,519	156,500	263,000	106,500	68.1%
ENGINE AND TRANSMISSION REBUILD	-	-	-	-	-
OTHER OUTSIDE SERVICES	8,514,885	8,681,458	9,066,443	384,985	4.4%
PURCHASED TRANSPORTATION	-	-	-	-	-
TOTAL OUTSIDE SERVICES	15,106,530	15,529,958	15,818,443	288,485	1.9%
LUBRICANTS	-	-	-	-	-
TIRES	-	3,500	-	(3,500)	-100.0%
OTHER MATERIALS AND SUPPLIES	41,176	1,875	15,619	13,744	733.0%
TOTAL MATERIALS AND SUPPLIES	41,176	5,375	15,619	10,244	190.6%
GAS/DIESEL/PROPANE	102,226	102,750	132,397	29,647	28.9%
CNG	-	-	-	-	-
TRACTION POWER	-	-	-	-	-
UTILITIES	645,714	649,172	706,379	57,207	8.8%
TOTAL ENERGY	747,940	751,922	838,776	86,854	11.6%
RISK MANAGEMENT	368,009	435,100	373,573	(61,527)	-14.1%
GENERAL AND ADMINISTRATIVE	3,302,709	3,607,010	3,662,809	55,799	1.5%
DEBT SERVICE	743,537	744,055	744,055	-	0.0%
VEHICLE / FACILITY LEASE	140,565	160,000	170,000	10,000	6.3%
TOTAL OPERATING EXPENSES	40,221,782	41,322,341	43,090,771	1,768,430	4.3%
NET OPERATING SUBSIDY	(23,421,655)	(26,556,413)	(25,396,044)	(1,160,369)	-4.4%
OVERHEAD ALLOCATION	24,957,018	25,116,416	24,176,044	(940,372)	-3.7%
ADJUSTED NET OPERATING SUBSIDY	1,535,363	(1,439,997)	(1,220,000)	(219,997)	-15.3%
TOTAL REVENUES LESS TOTAL EXPENSES	2,051,346	3	0	3	-100.0%

**SAN DIEGO METROPOLITAN TRANSIT SYSTEM
OTHER ACTIVITIES BUDGET
FISCAL YEAR 2019
SECTION 2.04**

	ACTUAL FY18	ORIGINAL BUDGET FY19	AMENDED BUDGET FY19	\$ CHANGE BUDGET/ AMENDED	% CHANGE BUDGET/ AMENDED
OPERATING REVENUE					
PASSENGER REVENUE	-	-	-	-	-
OTHER OPERATING REVENUE	1,100,328	1,310,000	1,093,200	(216,800)	-16.5%
TOTAL OPERATING REVENUES	1,100,328	1,310,000	1,093,200	(216,800)	-16.5%
NON OPERATING REVENUE					
TOTAL SUBSIDY REVENUE	-	-	-	-	-
OTHER NON OPERATING REVENUE					
RESERVE REVENUE	431,324	266,020	330,176	64,156	24.1%
OTHER INCOME	-	-	-	-	-
TOTAL OTHER NON OPERATING REVENUE	431,324	266,020	330,176	64,156	24.1%
TOTAL NON OPERATING REVENUE	431,324	266,020	330,176	64,156	24.1%
TOTAL COMBINED REVENUES	1,531,652	1,576,020	1,423,376	(152,644)	-9.7%
OPERATING EXPENSES					
LABOR EXPENSES	606,643	605,000	558,000	(47,000)	-7.8%
FRINGE EXPENSES	335,238	257,469	266,600	9,131	3.5%
TOTAL PERSONNEL EXPENSES	941,881	862,469	824,600	(37,869)	-4.4%
SECURITY EXPENSES	-	-	-	-	-
REPAIR/MAINTENANCE SERVICES	5,591	9,000	4,500	(4,500)	-50.0%
ENGINE AND TRANSMISSION REBUILD	-	-	-	-	-
OTHER OUTSIDE SERVICES	232,255	305,250	231,250	(74,000)	-24.2%
PURCHASED TRANSPORTATION	-	-	-	-	-
TOTAL OUTSIDE SERVICES	237,846	314,250	235,750	(78,500)	-25.0%
LUBRICANTS	-	-	-	-	-
TIRES	-	-	-	-	-
OTHER MATERIALS AND SUPPLIES	1,040	8,000	1,100	(6,900)	-86.3%
TOTAL MATERIALS AND SUPPLIES	1,040	8,000	1,100	(6,900)	-86.3%
GAS/DIESEL/PROPANE	4,439	6,000	6,030	30	0.5%
CNG	-	-	-	-	-
TRACTION POWER	-	-	-	-	-
UTILITIES	12,620	10,665	15,000	4,335	40.6%
TOTAL ENERGY	17,058	16,665	21,030	4,365	26.2%
RISK MANAGEMENT	74,465	128,300	125,300	(3,000)	-2.3%
GENERAL AND ADMINISTRATIVE	150,744	138,995	136,120	(2,875)	-2.1%
DEBT SERVICE	-	-	-	-	-
VEHICLE / FACILITY LEASE	23,135	25,000	23,200	(1,800)	-7.2%
TOTAL OPERATING EXPENSES	1,446,170	1,493,679	1,367,100	(126,579)	-8.5%
NET OPERATING SUBSIDY	(345,842)	(183,679)	(273,900)	90,221	49.1%
OVERHEAD ALLOCATION	(85,483)	(82,341)	(56,276)		-31.7%
ADJUSTED NET OPERATING SUBSIDY	(431,325)	(266,020)	(330,176)	64,156	24.1%
TOTAL REVENUES LESS TOTAL EXPENSES	(1)	(0)	(0)	(0)	0.0%

**SAN DIEGO METROPOLITAN TRANSIT SYSTEM
BUS OPERATIONS BUDGET SUMMARY
FISCAL YEAR 2019
SECTION 4.02**

	ACTUAL FY18	ORIGINAL BUDGET FY19	AMENDED BUDGET FY19	\$ CHANGE BUDGET/ AMENDED	% CHANGE BUDGET/ AMENDED
OPERATING REVENUE					
PASSENGER REVENUE	23,034,059	21,735,500	22,016,400	280,900	1.3%
OTHER OPERATING REVENUE	277,914	15,000	15,000	-	0.0%
TOTAL OPERATING REVENUES	23,311,973	21,750,500	22,031,400	280,900	1.3%
NON OPERATING REVENUE					
TOTAL SUBSIDY REVENUE	77,156,758	77,628,090	75,591,017	(2,037,073)	-2.6%
OTHER NON OPERATING REVENUE					
RESERVE REVENUE	-	-	-	-	-
OTHER INCOME	-	-	-	-	-
TOTAL OTHER NON OPERATING REVENUE	-	-	-	-	-
TOTAL NON OPERATING REVENUE	77,156,758	77,628,090	75,591,017	(2,037,073)	-2.6%
TOTAL COMBINED REVENUES	100,468,731	99,378,590	97,622,417	(1,756,173)	-1.8%
OPERATING EXPENSES					
LABOR EXPENSES	37,747,342	38,243,937	38,135,792	(108,145)	-0.3%
FRINGE EXPENSES	35,747,329	36,665,535	36,348,534	(317,001)	-0.9%
TOTAL PERSONNEL EXPENSES	73,494,672	74,909,472	74,484,326	(425,146)	-0.6%
SECURITY EXPENSES	-	-	-	-	-
REPAIR/MAINTENANCE SERVICES	908,068	841,660	854,650	12,990	1.5%
ENGINE AND TRANSMISSION REBUILD	608,594	700,000	580,000	(120,000)	-17.1%
OTHER OUTSIDE SERVICES	423,237	476,156	459,295	(16,861)	-3.5%
PURCHASED TRANSPORTATION	-	-	-	-	-
TOTAL OUTSIDE SERVICES	1,939,899	2,017,816	1,893,945	(123,871)	-6.1%
LUBRICANTS	301,026	319,500	325,700	6,200	1.9%
TIRES	1,078,865	1,157,400	1,157,014	(386)	0.0%
OTHER MATERIALS AND SUPPLIES	4,035,614	4,205,150	4,445,600	240,450	5.7%
TOTAL MATERIALS AND SUPPLIES	5,415,506	5,682,050	5,928,314	246,264	4.3%
GAS/DIESEL/PROPANE	280,512	446,000	208,000	(238,000)	-53.4%
CNG	4,357,253	4,650,000	4,691,000	41,000	0.9%
TRACTION POWER	-	-	-	-	-
UTILITIES	605,499	505,150	658,652	153,502	30.4%
TOTAL ENERGY	5,243,263	5,601,150	5,557,652	(43,498)	-0.8%
RISK MANAGEMENT	4,961,588	2,167,000	1,560,637	(606,363)	-28.0%
GENERAL AND ADMINISTRATIVE	477,401	361,275	340,943	(20,332)	-5.6%
DEBT SERVICE	851,685	736,882	736,882	-	0.0%
VEHICLE / FACILITY LEASE	353,187	340,000	350,000	10,000	2.9%
TOTAL OPERATING EXPENSES	92,737,199	91,815,645	90,852,699	(962,946)	-1.0%
NET OPERATING SUBSIDY	(69,425,227)	(70,065,145)	(68,821,299)	(1,243,846)	-1.8%
OVERHEAD ALLOCATION	(7,731,531)	(7,562,945)	(6,769,718)	793,228	-10.5%
ADJUSTED NET OPERATING SUBSIDY	(77,156,758)	(77,628,090)	(75,591,017)	(2,037,074)	-2.6%
TOTAL REVENUES LESS TOTAL EXPENSES	(0)	(0)	0	(1)	0.0%

**SAN DIEGO METROPOLITAN TRANSIT SYSTEM
RAIL OPERATIONS BUDGET SUMMARY
FISCAL YEAR 2019
SECTION 4.03**

	ACTUAL FY18	ORIGINAL BUDGET FY19	AMENDED BUDGET FY19	\$ CHANGE BUDGET/ AMENDED	% CHANGE BUDGET/ AMENDED
OPERATING REVENUE					
PASSENGER REVENUE	39,353,822	40,028,014	40,753,314	725,300	1.8%
OTHER OPERATING REVENUE	944,376	720,000	825,000	105,000	14.6%
TOTAL OPERATING REVENUES	40,298,198	40,748,014	41,578,314	830,300	2.0%
NON OPERATING REVENUE					
TOTAL SUBSIDY REVENUE	38,985,645	39,716,573	40,592,300	875,727	2.2%
OTHER NON OPERATING REVENUE					
RESERVE REVENUE	-	-	-	-	-
OTHER INCOME	-	-	-	-	-
TOTAL OTHER NON OPERATING REVENUE	-	-	-	-	-
TOTAL NON OPERATING REVENUE	38,985,645	39,716,573	40,592,300	875,727	2.2%
TOTAL COMBINED REVENUES	79,283,843	80,464,587	82,170,614	1,706,027	2.1%
OPERATING EXPENSES					
LABOR EXPENSES	25,652,649	25,588,579	26,627,088	1,038,509	4.1%
FRINGE EXPENSES	10,849,491	11,943,789	11,390,415	(553,374)	-4.6%
TOTAL PERSONNEL EXPENSES	36,502,140	37,532,368	38,017,503	485,135	1.3%
SECURITY EXPENSES	300,746	120,000	130,000	10,000	8.3%
REPAIR/MAINTENANCE SERVICES	3,937,738	4,105,844	3,993,744	(112,100)	-2.7%
ENGINE AND TRANSMISSION REBUILD	-	-	-	-	-
OTHER OUTSIDE SERVICES	1,308,323	951,740	1,117,378	165,638	17.4%
PURCHASED TRANSPORTATION	1,406	-	-	-	-
TOTAL OUTSIDE SERVICES	5,548,213	5,177,584	5,241,122	63,538	1.2%
LUBRICANTS	238,371	266,050	228,050	(38,000)	-14.3%
TIRES	127,721	310,000	317,500	7,500	2.4%
OTHER MATERIALS AND SUPPLIES	6,194,530	5,850,652	6,264,802	414,150	7.1%
TOTAL MATERIALS AND SUPPLIES	6,560,623	6,426,702	6,810,352	383,650	6.0%
GAS/DIESEL/PROPANE	214,247	243,000	277,450	34,450	14.2%
CNG	-	-	-	-	-
TRACTION POWER	10,947,666	10,900,000	12,100,000	1,200,000	11.0%
UTILITIES	2,169,435	2,206,900	2,458,400	251,500	11.4%
TOTAL ENERGY	13,331,348	13,349,900	14,835,850	1,485,950	11.1%
RISK MANAGEMENT	1,773,528	1,920,000	1,647,320	(272,680)	-14.2%
GENERAL AND ADMINISTRATIVE	354,194	376,899	347,405	(29,494)	-7.8%
DEBT SERVICE	-	-	-	-	-
VEHICLE / FACILITY LEASE	211,180	339,900	348,650	8,750	2.6%
TOTAL OPERATING EXPENSES	64,281,226	65,123,353	67,248,202	2,124,849	3.3%
NET OPERATING SUBSIDY	(23,983,028)	(24,375,339)	(25,669,888)	1,294,549	5.3%
OVERHEAD ALLOCATION	(15,002,618)	(15,341,235)	(14,922,412)	418,823	-2.7%
ADJUSTED NET OPERATING SUBSIDY	(38,985,645)	(39,716,574)	(40,592,300)	875,726	2.2%
TOTAL REVENUES LESS TOTAL EXPENSES	(0)	(1)	(0)	(1)	0.0%

SAN DIEGO METROPOLITAN TRANSIT SYSTEM
CONTRACTED BUS OPERATIONS - FIXED ROUTE BUDGET SUMMARY
FISCAL YEAR 2019
SECTION 4.04

	ACTUAL FY18	ORIGINAL BUDGET FY19	AMENDED BUDGET FY19	\$ CHANGE BUDGET/ AMENDED	% CHANGE BUDGET/ AMENDED
OPERATING REVENUE					
PASSENGER REVENUE	25,161,047	27,675,400	26,447,100	(1,228,300)	-4.4%
OTHER OPERATING REVENUE	1,997	-	-	-	-
TOTAL OPERATING REVENUES	25,163,044	27,675,400	26,447,100	(1,228,300)	-4.4%
NON OPERATING REVENUE					
TOTAL SUBSIDY REVENUE	37,785,421	41,580,141	45,247,454	3,667,313	8.8%
OTHER NON OPERATING REVENUE					
RESERVE REVENUE	-	-	-	-	-
OTHER INCOME	-	-	-	-	-
TOTAL OTHER NON OPERATING REVENUE	-	-	-	-	-
TOTAL NON OPERATING REVENUE	37,785,421	41,580,141	45,247,454	3,667,313	8.8%
TOTAL COMBINED REVENUES	62,948,465	69,255,541	71,694,554	2,439,013	3.5%
OPERATING EXPENSES					
LABOR EXPENSES	291,907	295,000	279,500	(15,500)	-5.3%
FRINGE EXPENSES	163,605	-	160,500	160,500	-
TOTAL PERSONNEL EXPENSES	455,511	295,000	440,000	145,000	49.2%
SECURITY EXPENSES	214,686	125,000	454,000	329,000	263.2%
REPAIR/MAINTENANCE SERVICES	161,326	146,600	173,486	26,886	18.3%
ENGINE AND TRANSMISSION REBUILD	607,227	420,000	685,101	265,101	63.1%
OTHER OUTSIDE SERVICES	821,073	914,650	914,146	(504)	-0.1%
PURCHASED TRANSPORTATION	53,170,183	59,099,876	60,428,330	1,328,454	2.2%
TOTAL OUTSIDE SERVICES	54,974,495	60,706,126	62,655,063	1,948,937	3.2%
LUBRICANTS	-	-	-	-	-
TIRES	-	-	-	-	-
OTHER MATERIALS AND SUPPLIES	83,163	40,100	41,026	926	2.3%
TOTAL MATERIALS AND SUPPLIES	83,163	40,100	41,026	926	2.3%
GAS/DIESEL/PROPANE	1,171,620	1,081,981	1,189,261	107,280	9.9%
CNG	4,094,484	4,950,000	4,739,000	(211,000)	-4.3%
TRACTION POWER	-	-	-	-	-
UTILITIES	502,199	509,220	655,446	146,226	28.7%
TOTAL ENERGY	5,768,304	6,541,201	6,583,707	42,506	0.6%
RISK MANAGEMENT	-	-	-	-	-
GENERAL AND ADMINISTRATIVE	12,114	6,100	4,347	(1,753)	-28.7%
DEBT SERVICE	-	-	-	-	-
VEHICLE / FACILITY LEASE	19,590	20,000	24,000	4,000	20.0%
TOTAL OPERATING EXPENSES	61,313,176	67,608,527	69,748,143	2,139,616	3.2%
NET OPERATING SUBSIDY	(36,150,133)	(39,933,127)	(43,301,043)	3,367,916	8.4%
OVERHEAD ALLOCATION	(1,635,291)	(1,647,015)	(1,946,411)	(299,397)	18.2%
ADJUSTED NET OPERATING SUBSIDY	(37,785,424)	(41,580,142)	(45,247,454)	3,667,312	8.8%
TOTAL REVENUES LESS TOTAL EXPENSES	(3)	(1)	(0)	(1)	0.0%

SAN DIEGO METROPOLITAN TRANSIT SYSTEM
CONTRACTED BUS OPERATIONS - PARA TRANSIT BUDGET SUMMARY
FISCAL YEAR 2019
SECTION 4.05

	ACTUAL FY18	ORIGINAL BUDGET FY19	AMENDED BUDGET FY19	\$ CHANGE BUDGET/ AMENDED	% CHANGE BUDGET/ AMENDED
OPERATING REVENUE					
PASSENGER REVENUE	2,686,880	2,648,300	2,870,400	222,100	8.4%
OTHER OPERATING REVENUE	-	-	-	-	-
TOTAL OPERATING REVENUES	2,686,880	2,648,300	2,870,400	222,100	8.4%
NON OPERATING REVENUE					
TOTAL SUBSIDY REVENUE	17,742,732	17,090,240	16,666,245	(423,995)	-2.5%
OTHER NON OPERATING REVENUE					
RESERVE REVENUE	-	-	-	-	-
OTHER INCOME	-	-	-	-	-
TOTAL OTHER NON OPERATING REVENUE	-	-	-	-	-
TOTAL NON OPERATING REVENUE	17,742,732	17,090,240	16,666,245	(423,995)	-2.5%
TOTAL COMBINED REVENUES	20,429,612	19,738,540	19,536,645	(201,895)	-1.0%
OPERATING EXPENSES					
LABOR EXPENSES	96,979	125,000	109,000	(16,000)	-12.8%
FRINGE EXPENSES	51,573	-	56,600	56,600	-
TOTAL PERSONNEL EXPENSES	148,552	125,000	165,600	40,600	32.5%
SECURITY EXPENSES	-	-	-	-	-
REPAIR/MAINTENANCE SERVICES	-	-	-	-	-
ENGINE AND TRANSMISSION REBUILD	-	-	-	-	-
OTHER OUTSIDE SERVICES	731,412	694,830	690,127	(4,703)	-0.7%
PURCHASED TRANSPORTATION	16,396,696	16,214,600	16,011,460	(203,140)	-1.3%
TOTAL OUTSIDE SERVICES	17,128,107	16,909,430	16,701,587	(207,843)	-1.2%
LUBRICANTS	-	-	-	-	-
TIRES	-	-	-	-	-
OTHER MATERIALS AND SUPPLIES	335	-	-	-	-
TOTAL MATERIALS AND SUPPLIES	335	-	-	-	-
GAS/DIESEL/PROPANE	2,308,846	1,915,032	1,882,025	(33,007)	-1.7%
CNG	-	-	-	-	-
TRACTION POWER	-	-	-	-	-
UTILITIES	-	-	-	-	-
TOTAL ENERGY	2,308,846	1,915,032	1,882,025	(33,007)	-1.7%
RISK MANAGEMENT	15,300	15,300	15,300	-	0.0%
GENERAL AND ADMINISTRATIVE	46,377	10,900	10,905	5	0.0%
DEBT SERVICE	-	-	-	-	-
VEHICLE / FACILITY LEASE	280,000	280,000	280,000	-	0.0%
TOTAL OPERATING EXPENSES	19,927,518	19,255,662	19,055,417	(200,245)	-1.0%
NET OPERATING SUBSIDY	(17,240,638)	(16,607,362)	(16,185,017)	(422,345)	-2.5%
OVERHEAD ALLOCATION	(502,095)	(482,878)	(481,227)	1,651	-0.3%
ADJUSTED NET OPERATING SUBSIDY	(17,742,733)	(17,090,241)	(16,666,244)	(423,997)	-2.5%
TOTAL REVENUES LESS TOTAL EXPENSES	(1)	(1)	1	(2)	0.0%

**SAN DIEGO METROPOLITAN TRANSIT SYSTEM
CORONADO FERRY BUDGET SUMMARY
FISCAL YEAR 2019
SECTION 4.06**

	ACTUAL FY18	ORIGINAL BUDGET FY19	AMENDED BUDGET FY19	\$ CHANGE BUDGET/ AMENDED	% CHANGE BUDGET/ AMENDED
OPERATING REVENUE					
PASSENGER REVENUE	-	-	-	-	-
OTHER OPERATING REVENUE	-	-	-	-	-
TOTAL OPERATING REVENUES	-	-	-	-	-
NON OPERATING REVENUE					
TOTAL SUBSIDY REVENUE	211,999	216,663	216,663	-	0.0%
OTHER NON OPERATING REVENUE					
RESERVE REVENUE	-	-	-	-	-
OTHER INCOME	-	-	-	-	-
TOTAL OTHER NON OPERATING REVENUE	-	-	-	-	-
TOTAL NON OPERATING REVENUE	211,999	216,663	216,663	-	0.0%
TOTAL COMBINED REVENUES	211,999	216,663	216,663	-	0.0%
OPERATING EXPENSES					
LABOR EXPENSES	-	-	-	-	-
FRINGE EXPENSES	-	-	-	-	-
TOTAL PERSONNEL EXPENSES	-	-	-	-	-
SECURITY EXPENSES	-	-	-	-	-
REPAIR/MAINTENANCE SERVICES	-	-	-	-	-
ENGINE AND TRANSMISSION REBUILD	-	-	-	-	-
OTHER OUTSIDE SERVICES	-	-	-	-	-
PURCHASED TRANSPORTATION	211,999	216,663	216,663	-	0.0%
TOTAL OUTSIDE SERVICES	211,999	216,663	216,663	-	0.0%
LUBRICANTS	-	-	-	-	-
TIRES	-	-	-	-	-
OTHER MATERIALS AND SUPPLIES	-	-	-	-	-
TOTAL MATERIALS AND SUPPLIES	-	-	-	-	-
GAS/DIESEL/PROPANE	-	-	-	-	-
CNG	-	-	-	-	-
TRACTION POWER	-	-	-	-	-
UTILITIES	-	-	-	-	-
TOTAL ENERGY	-	-	-	-	-
RISK MANAGEMENT	-	-	-	-	-
GENERAL AND ADMINISTRATIVE	-	-	-	-	-
DEBT SERVICE	-	-	-	-	-
VEHICLE / FACILITY LEASE	-	-	-	-	-
TOTAL OPERATING EXPENSES	211,999	216,663	216,663	-	0.0%
NET OPERATING SUBSIDY	(211,999)	(216,663)	(216,663)	-	0.0%
OVERHEAD ALLOCATION	-	-	-	-	-
ADJUSTED NET OPERATING SUBSIDY	(211,999)	(216,663)	(216,663)	-	0.0%
TOTAL REVENUES LESS TOTAL EXPENSES	(0)	-	-	-	0.0%

**SAN DIEGO METROPOLITAN TRANSIT SYSTEM
ADMINISTRATIVE PASS THROUGH BUDGET SUMMARY
FISCAL YEAR 2019
SECTION 4.07**

	ACTUAL FY18	ORIGINAL BUDGET FY19	AMENDED BUDGET FY19	\$ CHANGE BUDGET/ AMENDED	% CHANGE BUDGET/ AMENDED
OPERATING REVENUE					
PASSENGER REVENUE	-	-	-	-	-
OTHER OPERATING REVENUE	-	-	-	-	-
TOTAL OPERATING REVENUES	-	-	-	-	-
NON OPERATING REVENUE					
TOTAL SUBSIDY REVENUE	275,826	368,827	368,827	-	0.0%
OTHER NON OPERATING REVENUE					
RESERVE REVENUE	-	-	-	-	-
OTHER INCOME	-	-	-	-	-
TOTAL OTHER NON OPERATING REVENUE	-	-	-	-	-
TOTAL NON OPERATING REVENUE	275,826	368,827	368,827	-	0.0%
TOTAL COMBINED REVENUES	275,826	368,827	368,827	-	0.0%
OPERATING EXPENSES					
LABOR EXPENSES	-	-	-	-	-
FRINGE EXPENSES	114,044	202,191	202,191	-	0.0%
TOTAL PERSONNEL EXPENSES	114,044	202,191	202,191	-	0.0%
SECURITY EXPENSES	-	-	-	-	-
REPAIR/MAINTENANCE SERVICES	-	-	-	-	-
ENGINE AND TRANSMISSION REBUILD	-	-	-	-	-
OTHER OUTSIDE SERVICES	161,782	166,636	166,636	-	0.0%
PURCHASED TRANSPORTATION	-	-	-	-	-
TOTAL OUTSIDE SERVICES	161,782	166,636	166,636	-	0.0%
LUBRICANTS	-	-	-	-	-
TIRES	-	-	-	-	-
OTHER MATERIALS AND SUPPLIES	-	-	-	-	-
TOTAL MATERIALS AND SUPPLIES	-	-	-	-	-
GAS/DIESEL/PROPANE	-	-	-	-	-
CNG	-	-	-	-	-
TRACTION POWER	-	-	-	-	-
UTILITIES	-	-	-	-	-
TOTAL ENERGY	-	-	-	-	-
RISK MANAGEMENT	-	-	-	-	-
GENERAL AND ADMINISTRATIVE	-	-	-	-	-
DEBT SERVICE	-	-	-	-	-
VEHICLE / FACILITY LEASE	-	-	-	-	-
TOTAL OPERATING EXPENSES	275,826	368,827	368,827	-	0.0%
NET OPERATING SUBSIDY	(275,826)	(368,827)	(368,827)	-	0.0%
OVERHEAD ALLOCATION	-	-	-	-	-
ADJUSTED NET OPERATING SUBSIDY	(275,826)	(368,827)	(368,827)	-	0.0%
TOTAL REVENUES LESS TOTAL EXPENSES	(0)	-	-	-	0.0%

**SAN DIEGO METROPOLITAN TRANSIT SYSTEM
REVENUE BUDGET SUMMARY
FISCAL YEAR 2019
SECTION 3.02**

	ACTUAL FY18	ORIGINAL BUDGET FY19	AMENDED BUDGET FY19	\$ CHANGE AMENDED/ ORIGINAL	% CHANGE AMENDED/ ORIGINAL
OPERATING REVENUE					
PASSENGER REVENUE	90,235,808	92,087,214	92,087,214	0	0.0%
OTHER INCOME	19,124,742	16,810,928	19,627,927	2,816,999	16.8%
TOTAL OPERATING REVENUE	109,360,550	108,898,142	111,715,141	2,816,999	2.6%
NON OPERATING REVENUE					
SUBSIDY REVENUE					
FEDERAL REVENUE	59,136,326	61,259,697	61,182,833	(76,865)	-0.1%
TRANSPORTATION DEVELOPMENT ACT (TDA)	64,096,043	63,040,809	63,040,809	0	0.0%
STATE TRANSIT ASSISTANCE (STA)	6,463,830	5,600,000	8,756,340	3,156,340	56.4%
STATE REVENUE - OTHER	1,390,500	3,400,000	0	(3,400,000)	-100.0%
TRANSNET	40,059,149	42,384,211	44,266,706	1,882,495	4.4%
OTHER LOCAL SUBSIDIES	1,392,305	1,055,817	1,555,817	500,000	47.4%
TOTAL SUBSIDY REVENUE	172,538,153	176,740,534	178,802,505	2,061,971	1.2%
OTHER REVENUE					
OTHER FUNDS	-	-	-	0	-
RESERVES REVENUE	431,324	1,566,020	1,430,176	(135,844)	-8.7%
TOTAL OTHER REVENUE	431,324	1,566,020	1,430,176	(135,844)	-8.7%
TOTAL NON OPERATING REVENUE	172,969,477	178,306,554	180,232,681	1,926,127	1.1%
GRAND TOTAL REVENUES	282,330,027	287,204,696	291,947,822	4,743,126	1.7%

SAN DIEGO METROPOLITAN TRANSIT SYSTEM
NON OPERATING FUNDING SOURCES BY ACTIVITY
FISCAL YEAR 2019
SECTION 9.01

	Federal	TDA	STA	State - Other	TransNet	Other Local	Other Non Operating	Reserves/ Carryovers	Total
SDTC	20,500,000	5,932,871	8,756,340	-	40,123,806	278,000	-	-	75,591,017
SDTI	24,900,000	15,692,300	-	-	-	-	-	-	40,592,300
MCS 801 - South Central	10,600,000	16,317,928	-	-	-	-	-	-	26,917,928
MCS 802 - South Bay BRT	-	341,050	-	-	1,889,766	-	-	-	2,230,816
MCS 820 - East County	-	8,433,312	-	-	-	-	-	-	8,433,312
MCS 825 - Rural	378,500	334,797	-	-	-	-	-	-	713,297
MCS 830 - Commuter Express	-	374,271	-	-	-	1,000,000	-	-	1,374,271
MCS 831 - Murphy Canyon	-	-	-	-	-	-	-	-	-
MCS 835 - Central Routes 961-965	-	3,860,787	-	-	-	-	-	-	3,860,787
MCS 840 - Regional Transit Center Maintenance	-	318,908	-	-	-	-	-	-	318,908
MCS 845 - BRT Superloop	-	-	-	-	223,953	-	-	-	223,953
MCS 846 - I15 Transit Center Maintenance	-	-	-	-	848,840	-	-	-	848,840
MCS 847 - Mid City Transit Center Maintenance	-	-	-	-	188,386	-	-	-	188,386
MCS 848 - South Bay BRT Transit Center Maintenance	-	-	-	-	136,956	-	-	-	136,956
MCS 850 - ADA Access	4,684,333	10,169,171	-	-	855,000	167,817	-	-	15,876,320
MCS 856 - ADA Certification	-	556,666	-	-	-	-	-	-	556,666
MCS 875 - Coaster Connection	-	123,258	-	-	-	110,000	-	-	233,258
Coronado Ferry	-	216,663	-	-	-	-	-	-	216,663
Administrative Pass Thru	-	368,827	-	-	-	-	-	-	368,827
Subtotal Operations	61,062,833	63,040,809	8,756,340	-	44,266,706	1,555,817	-	-	178,682,505
Taxicab	-	-	-	-	-	-	-	161,876	161,876
SD&AE	-	-	-	-	-	-	-	168,300	168,300
Subtotal Other Activities	-	-	-	-	-	-	-	330,176	330,176
Administrative	120,000	-	-	-	-	-	-	1,100,000	1,220,000
Grand Total	61,182,833	63,040,809	8,756,340	0	44,266,706	1,555,817	0	1,430,176	180,232,681

Att. A, AI 23, 3/21/19

**SAN DIEGO METROPOLITAN TRANSIT SYSTEM
NON OPERATING FUNDING SOURCES BY ACTIVITY
FISCAL YEAR 2019
SECTION 9.02**

	FTA 5307 Planning	FTA 5307 Preventative Maintenance	Federal Other	FTA 5311/ 5311(f) Rural	TDA Article 4.0	TDA Article 4.5 ADA	TDA Article 8.0	STA Formula
SDTC	-	20,500,000	-	-	5,932,871	-	-	8,756,340
SDTI	-	24,900,000	-	-	15,692,300	-	-	-
MCS 801 - South Central	-	10,600,000	-	-	16,317,928	-	-	-
MCS 802 - South Bay BRT	-	-	-	-	341,050	-	-	-
MCS 820 - East County	-	-	-	-	8,433,312	-	-	-
MCS 825 - Rural	-	-	-	378,500	334,797	-	-	-
MCS 830 - Commuter Express	-	-	-	-	2,788	-	371,483	-
MCS 835 - Central Routes 961-965	-	-	-	-	3,860,787	-	-	-
MCS 840 - Regional Transit Center Maintenance	-	-	-	-	318,908	-	-	-
MCS 845 - BRT Superloop	-	-	-	-	-	-	-	-
MCS 846 - I15 Transit Center Maintenance	-	-	-	-	-	-	-	-
MCS 847 - Mid City Transit Center Maintenance	-	-	-	-	-	-	-	-
MCS 848 - South Bay BRT Transit Center Maintenance	-	-	-	-	-	-	-	-
MCS 850 - ADA Access	-	4,684,333	-	-	5,853,780	4,315,391	-	-
MCS 856 - ADA Certification	-	-	-	-	-	556,666	-	-
MCS 875 - Coaster Connection	-	-	-	-	123,258	-	-	-
Coronado Ferry	-	-	-	-	-	-	216,663	-
Administrative Pass Thru	-	-	-	-	368,827	-	-	-
Subtotal Operations	-	60,684,333	-	378,500	57,580,606	4,872,057	588,146	8,756,340
Taxicab SD&AE	-	-	-	-	-	-	-	-
Subtotal Other Activities	-	-	-	-	-	-	-	-
Administrative	-	-	120,000	-	-	-	-	-
Grand Total	0	60,684,333	120,000	378,500	57,580,606	4,872,057	588,146	8,756,340

Att. A, AI 23, 3/21/19

**SAN DIEGO METROPOLITAN TRANSIT SYSTEM
NON OPERATING FUNDING SOURCES BY ACTIVITY
FISCAL YEAR 2019
SECTION 9.02**

	Medical	TransNet Operating 40%	TransNet Access ADA	TransNet Other	City of San Diego	SANDAG Inland Breeze	Other 4S Ranch
SDTC	-	27,432,000	-	12,691,806	278,000	-	-
SDTI	-	-	-	-	-	-	-
MCS 801 - South Central	-	-	-	-	-	-	-
MCS 802 - South Bay BRT	-	-	-	1,889,766	-	-	-
MCS 820 - East County	-	-	-	-	-	-	-
MCS 825 - Rural	-	-	-	-	-	-	-
MCS 830 - Commuter Express	-	-	-	-	-	1,000,000	-
MCS 835 - Central Routes 961-965	-	-	-	-	-	-	-
MCS 840 - Regional Transit Center Maintenance	-	-	-	-	-	-	-
MCS 845 - BRT Superloop	-	-	-	223,953	-	-	-
MCS 846 - I15 Transit Center Maintenance	-	-	-	848,840	-	-	-
MCS 847 - Mid City Transit Center Maintenance	-	-	-	188,386	-	-	-
MCS 848 - South Bay BRT Transit Center Maintenance	-	-	-	136,956	-	-	-
MCS 850 - ADA Access	-	-	855,000	-	167,817	-	-
MCS 856 - ADA Certification	-	-	-	-	-	-	-
MCS 875 - Coaster Connection	-	-	-	-	-	-	-
Coronado Ferry	-	-	-	-	-	-	-
Administrative Pass Thru	-	-	-	-	-	-	-
Subtotal Operations	-	27,432,000	855,000	15,979,706	445,817	1,000,000	-
Taxicab SD&AE	-	-	-	-	-	-	-
Subtotal Other Activities	-	-	-	-	-	-	-
Administrative	-	-	-	-	-	-	-
Grand Total	0	27,432,000	855,000	15,979,706	445,817	1,000,000	0

**SAN DIEGO METROPOLITAN TRANSIT SYSTEM
NON OPERATING FUNDING SOURCES BY ACTIVITY
FISCAL YEAR 2019
SECTION 9.02**

	Other Local	CNG Credits	Other Non Operating	Reserves/ Carryovers	Total
SDTC	-	-	-	-	75,591,017
SDTI	-	-	-	-	40,592,300
MCS 801 - South Central	-	-	-	-	26,917,928
MCS 802 - South Bay BRT	-	-	-	-	2,230,816
MCS 820 - East County	-	-	-	-	8,433,312
MCS 825 - Rural	-	-	-	-	713,297
MCS 830 - Commuter Express	-	-	-	-	1,374,271
MCS 835 - Central Routes 961-965	-	-	-	-	3,860,787
MCS 840 - Regional Transit Center Maintenance	-	-	-	-	318,908
MCS 845 - BRT Superloop	-	-	-	-	223,953
MCS 846 - I15 Transit Center Maintenance	-	-	-	-	848,840
MCS 847 - Mid City Transit Center Maintenance	-	-	-	-	188,386
MCS 848 - South Bay BRT Transit Center Maintenance	-	-	-	-	136,956
MCS 850 - ADA Access	-	-	-	-	15,876,320
MCS 856 - ADA Certification	-	-	-	-	556,666
MCS 875 - Coaster Connection	110,000	-	-	-	233,258
Coronado Ferry	-	-	-	-	216,663
Administrative Pass Thru	-	-	-	-	368,827
Subtotal Operations	110,000	-	-	-	178,682,505
Taxicab SD&AE	-	-	-	161,876 168,300	161,876 168,300
Subtotal Other Activities	-	-	-	330,176	330,176
Administrative	-	-	-	1,100,000	1,220,000
Grand Total	110,000	0	0	1,430,176	180,232,681

This page intentionally left blank.

**SAN DIEGO METROPOLITAN TRANSIT SYSTEM
POSITION INFORMATION (SUMMARY FORMAT)
FISCAL YEAR 2019 AMENDED BUDGET
SECTION 10.03**

Att. A, AI 23, 3/21/19

	Original Budget	Position	Net Positons Requiring	Amended	Frozen
	FY 2019	Shifts	Funding Adjs	FY 2019	Positions
	FTE's	FTE's	FTE's	FTE's	FTE's
<u>MTS Administration</u>					
BOD ADMINISTRATION	3.0	0.0	0.0	3.0	0.0
CAPITAL PROJECTS	0.0	6.5	0.0	6.5	0.0
COMPASS CARD	12.0	0.0	0.0	12.0	0.0
EXECUTIVE	3.0	0.0	0.0	3.0	0.0
FINANCE	21.0	1.0	0.0	22.0	0.0
HUMAN RESOURCES	17.0	0.0	0.0	17.0	0.0
INFORMATION TECHNOLOGY	27.0	1.0	0.0	28.0	0.0
LEGAL	2.0	0.0	0.0	2.0	0.0
MARKETING	9.5	0.0	0.0	9.5	0.0
PLANNING	8.5	0.0	0.0	8.5	0.0
PROCUREMENT	14.0	0.0	0.0	14.0	0.0
RIGHT OF WAY	3.0	-1.0	0.0	2.0	0.0
RISK	4.0	0.0	0.0	4.0	0.0
SECURITY	73.0	0.0	0.0	73.0	0.0
STORES (ADMIN)	4.0	-1.0	0.0	3.0	0.0
STORES (BUS)	11.0	1.0	0.0	12.0	0.0
STORES (RAIL)	8.0	-1.0	0.0	7.0	0.0
TELEPHONE INFORMATION SERVICES	17.0	0.0	0.0	17.0	0.0
TRANSIT STORES	8.0	0.0	0.0	8.0	0.0
Subtotal MTS Administration	245.0	6.5	0.0	251.5	0.0
<u>Bus Operations</u>					
CONTRACT SERVICES	8.5	0.0	0.0	8.5	0.0
EXECUTIVE (BUS)	5.0	-2.0	0.0	3.0	0.0
MAINTENANCE	186.0	-1.0	0.0	185.0	0.0
MAINTENANCE-FACILITY	5.0	0.0	0.0	5.0	0.0
PASSENGER SERVICES	7.0	0.0	0.0	7.0	0.0
REVENUE (BUS)	12.0	0.0	0.0	12.0	0.0
SAFETY	1.0	0.0	0.0	1.0	0.0
TRAINING	8.0	0.0	0.0	8.0	0.0
TRANSPORTATION (BUS)	594.5	0.0	0.0	594.5	0.0
Subtotal Bus Operations	827.0	-3.0	0.0	824.0	0.0
<u>Rail Operations</u>					
EXECUTIVE (RAIL)	7.5	-3.5	0.0	4.0	0.0
FACILITIES	68.0	0.0	0.0	68.0	-1.0
LIGHT RAIL VEHICLES	86.0	0.0	0.0	86.0	0.0
MAINTENANCE OF WAYSIDE	38.0	0.0	0.0	38.0	0.0
MID-COAST POSITIONS	0.0	0.0	28.0	28.0	0.0
REVENUE (RAIL)	39.7	0.0	0.0	39.7	0.0
TRACK	18.0	0.0	0.0	18.0	-1.0
TRANSPORTATION (RAIL)	212.3	0.0	0.0	212.3	0.0
Subtotal Rail Operations	469.5	-3.5	28.0	494.0	-2.0
<u>Other MTS Operations</u>					
TAXICAB	13.0	0.0	0.0	13.0	0.0
Subtotal Other MTS Operations	13.0	0.0	0.0	13.0	0.0
<u>Grand Total</u>	1,554.5	0.0	28.0	1,582.5	-2.0

SAN DIEGO METROPOLITAN TRANSIT SYSTEM
POSITION INFORMATION (DETAILED POSITION FORMAT)
FISCAL YEAR 2019 AMENDED BUDGET
SECTION 10.04

Att. A, AI 23, 3/21/19

		Original Budget	Position	Net Positons	Amended	Frozen
	Salary	FY 2019	Shifts	Requiring	FY 2019	Positions
	Grade	(FTE's)	(FTE's)	Funding Adjs	(FTE's)	(FTE's)
<u>MTS Administration</u>						
<u>BOD ADMINISTRATION</u>						
Administrative Assistant	03	1.0	0.0	0.0	1.0	0.0
Exec Asst GC/Asst Board Clrk	07	1.0	0.0	0.0	1.0	0.0
Internal Auditor	10	1.0	0.0	0.0	1.0	0.0
BOD ADMINISTRATION TOTAL		3.0	0.0	0.0	3.0	0.0
<u>CAPITAL PROJECTS</u>						
Director of Capital Projects	13	0.0	1.0	0.0	1.0	0.0
Engineering Intern	01	0.0	0.5	0.0	0.5	0.0
Mgr of Capital Projects (Bus)	12	0.0	1.0	0.0	1.0	0.0
Mgr of Capital Projects (Rail)	12	0.0	1.0	0.0	1.0	0.0
Project Engineer (Rail)	10	0.0	1.0	0.0	1.0	0.0
Project Mgr-Capital Projects	10	0.0	1.0	0.0	1.0	0.0
Systems Engineer (Rail)	11	0.0	1.0	0.0	1.0	0.0
CAPITAL PROJECTS TOTAL		0.0	6.5	0.0	6.5	0.0
<u>COMPASS CARD</u>						
Asst Sup Compass Services	04	0.0	1.0	0.0	1.0	0.0
Compass Services Supervisor	07	1.0	0.0	0.0	1.0	0.0
Customer Serv Asst (Part-Time)	02	4.0	0.0	0.0	4.0	0.0
Customer Service Rep	03	2.0	0.0	0.0	2.0	0.0
Fare System Support Analyst	06	1.0	0.0	0.0	1.0	0.0
Fare Systems Administrator	10	1.0	0.0	0.0	1.0	0.0
Lead Customer Service Rep	04	1.0	-1.0	0.0	0.0	0.0
Regional Revenue Administrator	05	1.0	0.0	0.0	1.0	0.0
Systems Administrator	08	1.0	0.0	0.0	1.0	0.0
COMPASS CARD TOTAL		12.0	0.0	0.0	12.0	0.0
<u>EXECUTIVE</u>						
Chief Executive Officer	16	1.0	0.0	0.0	1.0	0.0
Chief of Staff	14	1.0	0.0	0.0	1.0	0.0
Exec Asst CEO / Board Clerk	08	1.0	0.0	0.0	1.0	0.0
EXECUTIVE TOTAL		3.0	0.0	0.0	3.0	0.0
<u>FINANCE</u>						
Chief Financial Officer	15	1.0	0.0	0.0	1.0	0.0
Accounting Assistant	04	3.0	0.0	0.0	3.0	0.0
Accounting Manager	10	0.0	1.0	0.0	1.0	0.0
Capital Grants Supervisor	08	1.0	0.0	0.0	1.0	0.0
Controller	12	1.0	0.0	0.0	1.0	0.0
Dir Fin Planning & Analysis	12	1.0	0.0	0.0	1.0	0.0
Finance Assistant	05	1.0	0.0	0.0	1.0	0.0
Financial Analyst	07	1.0	0.0	0.0	1.0	0.0
Junior Financial Analyst	05	1.0	0.0	0.0	1.0	0.0
Operating Budget Supervisor	08	1.0	0.0	0.0	1.0	0.0
Payroll Coordinator	05	4.0	1.0	0.0	5.0	0.0
Payroll Manager	09	1.0	0.0	0.0	1.0	0.0
Senior Accountant	09	2.0	-1.0	0.0	1.0	0.0
Staff Accountant	06	3.0	0.0	0.0	3.0	0.0
FINANCE TOTAL		21.0	1.0	0.0	22.0	0.0

SAN DIEGO METROPOLITAN TRANSIT SYSTEM
POSITION INFORMATION (DETAILED POSITION FORMAT)
FISCAL YEAR 2019 AMENDED BUDGET
SECTION 10.04

Att. A, AI 23, 3/21/19

		Original Budget	Position	Net Positons Requiring	Amended	Frozen
	Salary	FY 2019	Shifts	Funding Adjs	FY 2019	Positions
	Grade	(FTE's)	(FTE's)	(FTE's)	(FTE's)	(FTE's)
<u>HUMAN RESOURCES</u>						
Dir of HR & Labor Relations	14	1.0	-1.0	0.0	0.0	0.0
Admin Assistant (Copy Center)	03	1.0	0.0	0.0	1.0	0.0
Admin Assistant II - HR	05	1.0	-1.0	0.0	0.0	0.0
Benefits & Comp Analyst	06	2.0	0.0	0.0	2.0	0.0
Chief Human Resources Officer	15	0.0	1.0	0.0	1.0	0.0
Director of Human Resources	12	0.0	1.0	0.0	1.0	0.0
HR Supervisor-Benefits & Comp	08	1.0	-1.0	0.0	0.0	0.0
HR Supervisor-Recruitment	08	1.0	-1.0	0.0	0.0	0.0
Human Resources Analyst	07	1.0	-1.0	0.0	0.0	0.0
Human Resources Assistant	03	1.0	0.0	0.0	1.0	0.0
Human Resources Assistant II	05	1.0	1.0	0.0	2.0	0.0
Manager of Benefits & Comp	09	0.0	1.0	0.0	1.0	0.0
Manager of Human Resources	11	1.0	-1.0	0.0	0.0	0.0
Manager of Talent Acquisition	09	0.0	1.0	0.0	1.0	0.0
Mgr of Organizational Dev.	09	1.0	0.0	0.0	1.0	0.0
Receptionist- MTS	02	1.0	0.0	0.0	1.0	0.0
Senior Human Resources Analyst	07	0.0	1.0	0.0	1.0	0.0
Talent Acquisition Specialist	07	3.0	0.0	0.0	3.0	0.0
Trust Fund Administrator	07	1.0	0.0	0.0	1.0	0.0
HUMAN RESOURCES TOTAL		17.0	0.0	0.0	17.0	0.0
<u>INFORMATION TECHNOLOGY</u>						
Application Dev & Support Mgr	11	1.0	0.0	0.0	1.0	0.0
Business Systems Analyst (ERP)	10	1.0	0.0	0.0	1.0	0.0
Business Systems Analyst (IT)	10	1.0	0.0	0.0	1.0	0.0
Business Systems Analyst (SAP)	10	2.0	0.0	0.0	2.0	0.0
Chief Information Officer	14	1.0	0.0	0.0	1.0	0.0
Computer Support Specialist	05	4.0	0.0	0.0	4.0	0.0
Database Administrator	10	1.0	0.0	0.0	1.0	0.0
Datacenter Operations Manager	11	1.0	0.0	0.0	1.0	0.0
Enterprise Bus Solutions Mgr	12	1.0	0.0	0.0	1.0	0.0
Network Administrator	09	3.0	0.0	0.0	3.0	0.0
Network Operations Manager	11	1.0	0.0	0.0	1.0	0.0
Report Development Analyst	09	2.0	-1.0	0.0	1.0	0.0
SAP System Admin (Basis)	10	1.0	0.0	0.0	1.0	0.0
Security Manager	11	0.0	1.0	0.0	1.0	0.0
Software Developer	09	1.0	0.0	0.0	1.0	0.0
Support Analyst	09	1.0	0.0	0.0	1.0	0.0
Systems Administrator	08	5.0	1.0	0.0	6.0	0.0
INFORMATION TECHNOLOGY TOTAL		27.0	1.0	0.0	28.0	0.0
<u>LEGAL</u>						
General Counsel	15	1.0	0.0	0.0	1.0	0.0
Staff Attorney-Reg Compliance	08	1.0	0.0	0.0	1.0	0.0
LEGAL TOTAL		2.0	0.0	0.0	2.0	0.0
<u>MARKETING</u>						
Dir Marketing & Communications	13	1.0	0.0	0.0	1.0	0.0
Communications Design Manager	09	1.0	-1.0	0.0	0.0	0.0
Creative Design Manager	08	0.0	1.0	0.0	1.0	0.0
Digital Design & Content Spec.	07	1.0	0.0	0.0	1.0	0.0
Graphic Designer III	07	2.0	-1.0	0.0	1.0	0.0
Manager of Public Relations	08	1.0	0.0	0.0	1.0	0.0
Marketing Intern	01	0.5	0.0	0.0	0.5	0.0
Marketing Specialist	06	2.0	0.0	0.0	2.0	0.0
Mgr of Advertising & Contracts	08	1.0	0.0	0.0	1.0	0.0
Public Relations Specialist	07	0.0	1.0	0.0	1.0	0.0
MARKETING TOTAL		9.5	0.0	0.0	9.5	0.0

SAN DIEGO METROPOLITAN TRANSIT SYSTEM
POSITION INFORMATION (DETAILED POSITION FORMAT)
FISCAL YEAR 2019 AMENDED BUDGET
SECTION 10.04

Att. A, AI 23, 3/21/19

		Original Budget	Position	Net Positons	Amended	Frozen
	Salary	FY 2019	Shifts	Requiring	FY 2019	Positions
	Grade	(FTE's)	(FTE's)	Funding Adjs	(FTE's)	(FTE's)
<u>PLANNING</u>						
Director of Planning	12	1.0	0.0	0.0	1.0	0.0
Assoc Transportation Planner	06	1.0	0.0	0.0	1.0	0.0
Associate Scheduler	06	2.0	-2.0	0.0	0.0	0.0
Manager of Scheduling	10	1.0	0.0	0.0	1.0	0.0
Planning Intern	01	0.5	0.0	0.0	0.5	0.0
Senior Scheduler	07	0.0	2.0	0.0	2.0	0.0
Senior Transportation Planner	09	2.0	0.0	0.0	2.0	0.0
Transit Services Data Analyst	07	1.0	0.0	0.0	1.0	0.0
PLANNING TOTAL		8.5	0.0	0.0	8.5	0.0
<u>PROCUREMENT</u>						
Manager of Procurement	11	1.0	0.0	0.0	1.0	0.0
Buyer	07	1.0	0.0	0.0	1.0	0.0
Contract Specialist	06	1.0	0.0	0.0	1.0	0.0
Contracts Administrator	08	1.0	0.0	0.0	1.0	0.0
Director of Supply Chain & Ops	12	1.0	0.0	0.0	1.0	0.0
Procurement Assistant	05	2.0	0.0	0.0	2.0	0.0
Procurement Specialist	08	6.0	0.0	0.0	6.0	0.0
Senior Procurement Specialist	09	1.0	0.0	0.0	1.0	0.0
PROCUREMENT TOTAL		14.0	0.0	0.0	14.0	0.0
<u>RIGHT OF WAY</u>						
Manager of Real Estate Assets	12	1.0	0.0	0.0	1.0	0.0
Right of Way Engineer-Land Mgt	10	1.0	-1.0	0.0	0.0	0.0
Right of Way Engineer-Permits	10	1.0	0.0	0.0	1.0	0.0
RIGHT OF WAY TOTAL		3.0	-1.0	0.0	2.0	0.0
<u>RISK</u>						
Liability Claims Supervisor	08	1.0	0.0	0.0	1.0	0.0
Manager of Risk and Claims	10	1.0	0.0	0.0	1.0	0.0
Risk Management Specialist	05	1.0	0.0	0.0	1.0	0.0
Workers' Compensation Analyst	07	1.0	0.0	0.0	1.0	0.0
RISK TOTAL		4.0	0.0	0.0	4.0	0.0
<u>SECURITY</u>						
Clerk Typist/Data Entry TSS	BU	4.0	0.0	0.0	4.0	0.0
Code Compl Insp-Canine Handler	BU	2.0	1.0	0.0	3.0	0.0
Code Compliance Inspector	BU	51.0	-1.0	0.0	50.0	0.0
Code Compliance Supervisor	06	11.0	0.0	0.0	11.0	0.0
Deputy Dir of Transit Enf	10	1.0	0.0	0.0	1.0	0.0
Director of Transit Sys Sec	12	1.0	0.0	0.0	1.0	0.0
Mgr of Operations-Transit Enf	09	1.0	0.0	0.0	1.0	0.0
Records Manager	08	1.0	0.0	0.0	1.0	0.0
Security Systems Administrator	06	1.0	0.0	0.0	1.0	0.0
SECURITY TOTAL		73.0	0.0	0.0	73.0	0.0
<u>STORES (ADMIN)</u>						
Business Perf & Dev Analyst	06	1.0	0.0	0.0	1.0	0.0
Inventory Planning & Forecasting	08	0.0	1.0	0.0	1.0	0.0
Inventory Planning Analyst	07	1.0	-1.0	0.0	0.0	0.0
Manager of Inventory Ops	10	0.0	1.0	0.0	1.0	0.0
Manager of Inventory Planning and BA	11	1.0	-1.0	0.0	0.0	0.0
Materials Manager	10	1.0	-1.0	0.0	0.0	0.0
STORES (ADMIN) TOTAL		4.0	-1.0	0.0	3.0	0.0

SAN DIEGO METROPOLITAN TRANSIT SYSTEM
POSITION INFORMATION (DETAILED POSITION FORMAT)
FISCAL YEAR 2019 AMENDED BUDGET
SECTION 10.04

Att. A, AI 23, 3/21/19

		Original Budget	Position	Net Positons Requiring	Amended	Frozen
	Salary	FY 2019	Shifts	Funding Adjs	FY 2019	Positions
	Grade	(FTE's)	(FTE's)	(FTE's)	(FTE's)	(FTE's)
<u>STORES (BUS)</u>						
Storeroom Clerks - IAD	BU	5.0	0.0	0.0	5.0	0.0
Storeroom Clerks - KMD	BU	5.0	1.0	0.0	6.0	0.0
Storeroom Supervisor - IAD	07	1.0	-1.0	0.0	0.0	0.0
Supervisor of Warehouse Ops	07	0.0	1.0	0.0	1.0	0.0
STORES (BUS) TOTAL		11.0	1.0	0.0	12.0	0.0
<u>STORES (RAIL)</u>						
Asst Manager of Stores (Rail)	08	1.0	-1.0	0.0	0.0	0.0
Storekeeper	BU	7.0	-1.0	0.0	6.0	0.0
Supervisor of Warehouse Ops	07	0.0	1.0	0.0	1.0	0.0
STORES (RAIL) TOTAL		8.0	-1.0	0.0	7.0	0.0
<u>TELEPHONE INFORMATION SERVICES</u>						
Asst Supvr of Info & Trip Plan	06	1.0	0.0	0.0	1.0	0.0
Info & Trip Planning Supvr	07	1.0	0.0	0.0	1.0	0.0
Info and Trip Planning Clerk	BU	15.0	0.0	0.0	15.0	0.0
TELEPHONE INFORMATION SERVICES TO		17.0	0.0	0.0	17.0	0.0
<u>TRANSIT STORES</u>						
Transit Store Supervisor	07	1.0	0.0	0.0	1.0	0.0
Asst Transit Store Supervisor	06	1.0	0.0	0.0	1.0	0.0
Senior Transit Store Clerk	BU	1.0	0.0	0.0	1.0	0.0
Transit Store Clerk	BU	5.0	0.0	0.0	5.0	0.0
TRANSIT STORES TOTAL		8.0	0.0	0.0	8.0	0.0
Subtotal MTS Administration		245.0	6.5	0.0	251.5	0.0

SAN DIEGO METROPOLITAN TRANSIT SYSTEM
POSITION INFORMATION (DETAILED POSITION FORMAT)
FISCAL YEAR 2019 AMENDED BUDGET
SECTION 10.04

Att. A, AI 23, 3/21/19

		Original Budget	Position	Net Positons	Amended	Frozen
	Salary	FY 2019	Shifts	Requiring	FY 2019	Positions
	Grade	(FTE's)	(FTE's)	Funding Adjs	(FTE's)	(FTE's)
<u>Bus Operations</u>						
<u>CONTRACT SERVICES</u>						
Associate Trans Ops Specialist	06	1.0	0.0	0.0	1.0	0.0
Intern - Transit Services	01	0.5	0.0	0.0	0.5	0.0
Mgr of Contract Ops & Pass Fac	11	1.0	0.0	0.0	1.0	0.0
Mgr of Paratransit & Mini Bus	10	1.0	0.0	0.0	1.0	0.0
Passenger Facilities Coord.	04	0.0	1.0	0.0	1.0	0.0
Passenger Facilities Tech.	04	1.0	-1.0	0.0	0.0	0.0
Supvr of Passenger Facilities	07	1.0	0.0	0.0	1.0	0.0
Transit Operations Specialist	06	2.0	0.0	0.0	2.0	0.0
Transit Ops Specialist - Para	06	1.0	0.0	0.0	1.0	0.0
CONTRACT SERVICES TOTAL		8.5	0.0	0.0	8.5	0.0
<u>EXECUTIVE (BUS)</u>						
Chief Op Officer-Transit Servs	15	1.0	0.0	0.0	1.0	0.0
Enviro Health & Safety Spec II	09	1.0	0.0	0.0	1.0	0.0
Executive Assistant (COO Bus)	06	1.0	0.0	0.0	1.0	0.0
Mgr of Capital Projects (Bus)	12	1.0	-1.0	0.0	0.0	0.0
Project Mgr-Capital Projects	10	1.0	-1.0	0.0	0.0	0.0
EXECUTIVE (BUS) TOTAL		5.0	-2.0	0.0	3.0	0.0
<u>MAINTENANCE</u>						
Admin Asst II - Maintenance	05	1.0	0.0	0.0	1.0	0.0
Asst Mgr of Maintenance	10	0.0	1.0	0.0	1.0	0.0
Asst Mgr of Maintenance - IAD	10	1.0	-1.0	0.0	0.0	0.0
Asst Mgr of Maintenance - KMD	10	0.0	1.0	0.0	1.0	0.0
Body Shop Apprentice II - KMD	BU	1.0	0.0	0.0	1.0	0.0
Communications Tech - IAD	BU	2.0	0.0	0.0	2.0	0.0
Dir of Fleet & Facility Maint	13	1.0	0.0	0.0	1.0	0.0
Electronics Apprentice I - IAD	BU	1.0	-1.0	0.0	0.0	0.0
Foreman - IAD	08	10.0	-2.0	0.0	8.0	0.0
Foreman - KMD	08	9.0	0.0	0.0	9.0	0.0
Maintenance Analyst	06	1.0	0.0	0.0	1.0	0.0
Maintenance Clerk - KMD	02	1.0	0.0	0.0	1.0	0.0
Manager Of Maintenance KMD	11	1.0	-1.0	0.0	0.0	0.0
Mechanic A - IAD	BU	21.0	3.0	0.0	24.0	0.0
Mechanic A - KMD	BU	27.0	1.0	0.0	28.0	0.0
Mechanic Apprentice I - IAD	BU	5.0	2.0	0.0	7.0	0.0
Mechanic Apprentice I - KMD	BU	8.0	1.0	0.0	9.0	0.0
Mechanic Apprentice II - IAD	BU	4.0	-1.0	0.0	3.0	0.0
Mechanic Apprentice II - KMD	BU	4.0	-3.0	0.0	1.0	0.0
Mechanic C - IAD	BU	13.0	4.0	0.0	17.0	0.0
Mechanic C - KMD	BU	15.0	-6.0	0.0	9.0	0.0
Mgr of Fleet & Facility Maint	11	1.0	0.0	0.0	1.0	0.0
Mgr of Maintenance Training	09	1.0	0.0	0.0	1.0	0.0
Quality Assurance Inspector	07	2.0	0.0	0.0	2.0	0.0
Serviceman A - IAD	BU	31.0	0.0	0.0	31.0	0.0
Serviceman A - KMD	BU	24.0	0.0	0.0	24.0	0.0
Sign Truck Operator	BU	1.0	0.0	0.0	1.0	0.0
Zero Emission Bus Perf Anlyst	06	0.0	1.0	0.0	1.0	0.0
MAINTENANCE TOTAL		186.0	-1.0	0.0	185.0	0.0

SAN DIEGO METROPOLITAN TRANSIT SYSTEM
POSITION INFORMATION (DETAILED POSITION FORMAT)
FISCAL YEAR 2019 AMENDED BUDGET
SECTION 10.04

Att. A, AI 23, 3/21/19

		Original Budget	Position	Net Positons	Amended	Frozen
	Salary	FY 2019	Shifts	Requiring	FY 2019	Positions
	Grade	(FTE's)	(FTE's)	Funding Adjs	(FTE's)	(FTE's)
<u>MAINTENANCE-FACILITY</u>						
Bldng Maint Apprentice - IAD	BU	1.0	0.0	0.0	1.0	0.0
Foreman - Facilities	08	0.0	1.0	0.0	1.0	0.0
Foreman - IAD	08	1.0	-1.0	0.0	0.0	0.0
Mechanic A - Facilities - IAD	BU	1.0	0.0	0.0	1.0	0.0
Mechanic A - Facilities - KMD	BU	2.0	0.0	0.0	2.0	0.0
MAINTENANCE-FACILITY TOTAL		5.0	0.0	0.0	5.0	0.0
<u>PASSENGER SERVICES</u>						
Customer Service Supervisor	06	2.0	0.0	0.0	2.0	0.0
Manager of Support Services	10	1.0	0.0	0.0	1.0	0.0
Operations Asst - Ride Checker	01	1.0	0.0	0.0	1.0	0.0
Receptionist	02	1.0	0.0	0.0	1.0	0.0
Support Services Analyst	04	1.0	0.0	0.0	1.0	0.0
Support Services Coordinator	04	1.0	0.0	0.0	1.0	0.0
PASSENGER SERVICES TOTAL		7.0	0.0	0.0	7.0	0.0
<u>REVENUE (BUS)</u>						
Asst Rev Technicians - IAD	BU	2.0	0.0	0.0	2.0	0.0
Asst Rev Technicians - KMD	BU	1.0	0.0	0.0	1.0	0.0
Revenue & Compass Services Mgr	08	1.0	0.0	0.0	1.0	0.0
Revenue Processors - IAD	BU	3.0	0.0	0.0	3.0	0.0
Revenue Processors - KMD	BU	2.0	0.0	0.0	2.0	0.0
Revenue Technicians - IAD	BU	1.0	0.0	0.0	1.0	0.0
Revenue Technicians - KMD	BU	2.0	0.0	0.0	2.0	0.0
REVENUE (BUS) TOTAL		12.0	0.0	0.0	12.0	0.0
<u>SAFETY</u>						
Manager of Safety (Bus)	09	1.0	0.0	0.0	1.0	0.0
SAFETY TOTAL		1.0	0.0	0.0	1.0	0.0
<u>TRAINING</u>						
Asst Manager of Training	06	0.0	1.0	0.0	1.0	0.0
Bus Op Training Admin Asst	03	1.0	0.0	0.0	1.0	0.0
Bus Op Training Instructor	06	6.0	-1.0	0.0	5.0	0.0
Manager of Training (Transp)	09	1.0	0.0	0.0	1.0	0.0
TRAINING TOTAL		8.0	0.0	0.0	8.0	0.0
<u>TRANSPORTATION (BUS)</u>						
Director of Transportation	13	1.0	0.0	0.0	1.0	0.0
Admin Asst II - Operations	05	1.0	0.0	0.0	1.0	0.0
Bus Operators - F/T	BU	550.0	0.0	0.0	550.0	0.0
Bus Operators - P/T	BU	0.5	0.0	0.0	0.5	0.0
Comm/Ops Supv-Dispatch IAD	08	7.0	1.0	0.0	8.0	0.0
Comm/Ops Supv-Dispatch KMD	08	1.0	-1.0	0.0	0.0	0.0
Comm/Ops Supv-Radio	08	7.0	1.0	0.0	8.0	0.0
Comm/Ops Supv-Radio-KMD	08	1.0	-1.0	0.0	0.0	0.0
Dispatch Clerk	BU	6.0	-2.0	0.0	4.0	0.0
Dispatch Clerk - KMD	BU	0.0	2.0	0.0	2.0	0.0
Manager of Service Operations	10	1.0	0.0	0.0	1.0	0.0
Manager of Transp Comm & Tech	10	1.0	0.0	0.0	1.0	0.0
Service Operations Supervisor	08	14.0	0.0	0.0	14.0	0.0
Trans Div Manager - IAD	10	1.0	0.0	0.0	1.0	0.0
Trans Div Manager - KMD	10	1.0	0.0	0.0	1.0	0.0
Transp Comm & Technology Supvr	10	1.0	0.0	0.0	1.0	0.0
Transp Service Quality Spec	06	1.0	0.0	0.0	1.0	0.0
TRANSPORTATION (BUS) TOTAL		594.5	0.0	0.0	594.5	0.0
Subtotal Bus Operations		827.0	-3.0	0.0	824.0	0.0

SAN DIEGO METROPOLITAN TRANSIT SYSTEM
POSITION INFORMATION (DETAILED POSITION FORMAT)
FISCAL YEAR 2019 AMENDED BUDGET
SECTION 10.04

Att. A, AI 23, 3/21/19

		Original Budget	Position	Net Positons	Amended	Frozen
	Salary	FY 2019	Shifts	Requiring	FY 2019	Positions
	Grade	(FTE's)	(FTE's)	Funding Adjs	(FTE's)	(FTE's)
<u>Rail Operations</u>						
<u>EXECUTIVE (RAIL)</u>						
Chief Operating Officer (Rail)	15	1.0	0.0	0.0	1.0	0.0
Engineering Intern	01	0.5	-0.5	0.0	0.0	0.0
Mgr of Capital Projects (Rail)	12	1.0	-1.0	0.0	0.0	0.0
Mgr of Service Quality - Rail	10	1.0	0.0	0.0	1.0	0.0
Project Engineer (Rail)	10	1.0	-1.0	0.0	0.0	0.0
Special Events Coordinator	09	1.0	0.0	0.0	1.0	0.0
System Safety Manager (Rail)	09	1.0	0.0	0.0	1.0	0.0
Systems Engineer (Rail)	11	1.0	-1.0	0.0	0.0	0.0
EXECUTIVE (RAIL) TOTAL		7.5	-3.5	0.0	4.0	0.0
<u>FACILITIES</u>						
Facilities Manager	10	1.0	0.0	0.0	1.0	0.0
Admin Asst II - Facilities	05	1.0	0.0	0.0	1.0	0.0
Asst Manager of Facilities	07	1.0	0.0	0.0	1.0	0.0
Facilities Supervisor	06	5.0	0.0	0.0	5.0	0.0
Serviceperson	BU	60.0	0.0	0.0	60.0	-1.0
FACILITIES TOTAL		68.0	0.0	0.0	68.0	-1.0
<u>LIGHT RAIL VEHICLES</u>						
Superintendent of LRV Maint	12	1.0	0.0	0.0	1.0	0.0
Asst Superintendent LRV	10	1.0	0.0	0.0	1.0	0.0
Clerk Typist/Data Entry LRV	BU	2.0	0.0	0.0	2.0	0.0
LRV Asst Lineman	BU	19.0	-1.0	0.0	18.0	0.0
LRV Electromechanic	BU	50.0	-3.0	0.0	47.0	0.0
LRV Lineman	BU	4.0	4.0	0.0	8.0	0.0
LRV Maint Supervisor	09	6.0	0.0	0.0	6.0	0.0
LRV Project Cordinator/Analyst	09	1.0	0.0	0.0	1.0	0.0
Maintenance Analyst (LRV)	05	1.0	0.0	0.0	1.0	0.0
Training Supervisor - LRV	09	1.0	0.0	0.0	1.0	0.0
LIGHT RAIL VEHICLES TOTAL		86.0	0.0	0.0	86.0	0.0
<u>MAINTENANCE OF WAYSIDE</u>						
Asst Superintendent Wayside	10	1.0	0.0	0.0	1.0	0.0
Maintenance Analyst (Rail)	05	1.0	0.0	0.0	1.0	0.0
Superintendent Wayside Maint	12	1.0	0.0	0.0	1.0	0.0
Training Supervisor - MOW	08	1.0	0.0	0.0	1.0	0.0
Wayside Assistant Lineman	BU	11.0	1.0	0.0	12.0	0.0
Wayside Electromechanic	BU	15.0	0.0	0.0	15.0	0.0
Wayside Lineman	BU	4.0	-1.0	0.0	3.0	0.0
Wayside Maintenance Supervisor	09	4.0	0.0	0.0	4.0	0.0
MAINTENANCE OF WAYSIDE TOTAL		38.0	0.0	0.0	38.0	0.0
<u>MID-COAST POSITIONS</u>						
Asst Training Supervisor - LRV	09	0.0	0.0	1.0	1.0	0.0
Asst Training Supervisor - MOW	09	0.0	0.0	1.0	1.0	0.0
LRV Asst Lineman (MC)	BU	0.0	0.0	16.0	16.0	0.0
LRV Maint Supervisor	09	0.0	0.0	3.0	3.0	0.0
Wayside Assistant Lineman	BU	0.0	0.0	6.0	6.0	0.0
Wayside Maintenance Supervisor	09	0.0	0.0	1.0	1.0	0.0
MID-COAST POSITIONS TOTAL		0.0	0.0	28.0	28.0	0.0

SAN DIEGO METROPOLITAN TRANSIT SYSTEM
POSITION INFORMATION (DETAILED POSITION FORMAT)
FISCAL YEAR 2019 AMENDED BUDGET
SECTION 10.04

Att. A, AI 23, 3/21/19

		Original Budget	Position	Net Positons Requiring	Amended	Frozen
	Salary	FY 2019	Shifts	Funding Adjs	FY 2019	Positions
	Grade	(FTE's)	(FTE's)	(FTE's)	(FTE's)	(FTE's)
<u>REVENUE (RAIL)</u>						
Revenue Manager (Rail)	10	1.0	0.0	0.0	1.0	0.0
Clerk Typist/Data Entry REV	BU	2.0	0.0	0.0	2.0	0.0
Collector / Processor	BU	8.0	0.0	0.0	8.0	0.0
Lead Special Events Assistant	01	0.2	0.0	0.0	0.2	0.0
Revenue Maintainer I	BU	1.0	0.0	0.0	1.0	0.0
Revenue Maintainer II	BU	2.0	-2.0	0.0	0.0	0.0
Revenue Maintainer III	BU	11.0	2.0	0.0	13.0	0.0
Revenue Maintenance Supervisor	09	2.0	0.0	0.0	2.0	0.0
Revenue Supervisor	07	2.0	0.0	0.0	2.0	0.0
Ridership Surveyor	BU	3.0	0.0	0.0	3.0	0.0
Special Events Assistant	01	7.5	0.0	0.0	7.5	0.0
REVENUE (RAIL) TOTAL		39.7	0.0	0.0	39.7	0.0
<u>TRACK</u>						
Manager of Track and Structure	09	1.0	0.0	0.0	1.0	0.0
Track Supervisor	09	1.0	0.0	0.0	1.0	0.0
Trackperson	BU	16.0	0.0	0.0	16.0	-1.0
TRACK TOTAL		18.0	0.0	0.0	18.0	-1.0
<u>TRANSPORTATION (RAIL)</u>						
Asst Superintendent Trans	10	1.0	0.0	0.0	1.0	0.0
Assignments Supervisor	07	5.0	0.0	0.0	5.0	0.0
Central Control Info Rep	05	1.0	0.0	0.0	1.0	0.0
Central Control Supervisor	09	2.0	0.0	0.0	2.0	0.0
Flagpersons	BU	30.0	0.0	0.0	30.0	0.0
Superintendent Transportation	12	1.0	0.0	0.0	1.0	0.0
Train Operator	BU	95.0	0.0	0.0	95.0	0.0
Train Operator - PT	BU	49.3	0.0	0.0	49.3	0.0
Training Supervisor - Trans	08	2.0	0.0	0.0	2.0	0.0
Transportation Controller	08	13.0	0.0	0.0	13.0	0.0
Transportation Supervisor	08	13.0	0.0	0.0	13.0	0.0
TRANSPORTATION (RAIL) TOTAL		212.3	0.0	0.0	212.3	0.0
Subtotal Rail Operations		469.5	-3.5	28.0	494.0	-2.0

**SAN DIEGO METROPOLITAN TRANSIT SYSTEM
POSITION INFORMATION (DETAILED POSITION FORMAT)
FISCAL YEAR 2019 AMENDED BUDGET
SECTION 10.04**

Att. A, AI 23, 3/21/19

		Original Budget	Position	Net Positons Requiring	Amended	Frozen
	Salary	FY 2019	Shifts	Funding Adjs	FY 2019	Positions
	Grade	(FTE's)	(FTE's)	(FTE's)	(FTE's)	(FTE's)
<u>Other MTS Operations</u>						
<u>TAXICAB</u>						
Taxicab Administration Manager	10	1.0	0.0	0.0	1.0	0.0
Admin Asst II - Taxi	05	1.0	1.0	0.0	2.0	0.0
Office Clerk II	03	1.0	-1.0	0.0	0.0	0.0
Regulatory Analyst	06	3.0	0.0	0.0	3.0	0.0
Regulatory Enforcement Supvr	07	1.0	0.0	0.0	1.0	0.0
Regulatory Inspector	05	6.0	0.0	0.0	6.0	0.0
TAXICAB TOTAL		13.0	0.0	0.0	13.0	0.0
Subtotal Other MTS Operations		13.0	0.0	0.0	13.0	0.0
Grand Total		1,554.5	0.0	28.0	1,582.5	-2.0

SAN DIEGO METROPOLITAN TRANSIT SYSTEM

RESOLUTION NO. 19-1

Resolution Approving Amendments to FY 2019 Budget

WHEREAS, the San Diego Metropolitan Transit System (MTS) Board of Directors adopted Resolution No. 18-4 on May 10, 2018, approving the fiscal year (FY) 2019 budgets for MTS, San Diego Transit Corporation, San Diego Trolley, Inc., MTS Contract Services, and Coronado Ferry;

NOW THEREFORE, BE IT RESOLVED, by the MTS Board of Directors, hereinafter "Board," as follows:

1. That the changes to the FY2019 Operating Budget, per the proposed attached Budget Amendments are approved.

PASSED AND ADOPTED, by the MTS Board of Directors this 21st day of March 2019, by the following vote:

AYES:

NAYES:

ABSENT:

ABSTAINING:

Chairperson
San Diego Metropolitan Transit System

Filed by:

Approved as to form:

Clerk of the Board
San Diego Metropolitan Transit System

Office of the General Counsel
San Diego Metropolitan Transit System



1255 Imperial Avenue, Suite 1000
San Diego, CA 92101-7490
(619) 231-1466 • FAX (619) 234-3407

Agenda Item No. 24

MEETING OF THE SAN DIEGO METROPOLITAN TRANSIT SYSTEM BOARD OF DIRECTORS

March 21, 2019

SUBJECT:

FISCAL YEAR 2020 OPERATING BUDGET DISCUSSION (MIKE THOMPSON)

RECOMMENDATION:

That the San Diego Metropolitan Transit System (MTS) Board of Directors receive a report regarding fiscal year (FY) 2020 operating budget development and provide guidance on budgetary issues.

Budget Impact

None at this time.

DISCUSSION:

Staff will review key assumptions and decision points for the development of the FY 2020 operating budget.

Time Line/Calendar of Budgetary Process

Attachment A provides a recommended budgetary process timeline.

/s/ Sharon Cooney for
Paul C. Jablonski
Chief Executive Officer

Key Staff Contact: Mike Thompson, 619.557.4557, mike.thompson@sdmts.com

Attachment: A. Calendar of Budgetary Process



**SAN DIEGO METROPOLITAN TRANSIT SYSTEM
FY 2020 BOARD MEETING CALENDAR**

Date	Meeting	Review Points
2/28/2019	Budget Development Committee	FY19 Midyear Amendment, FY20 CIP
3/21/2019	Finance Workshop	FY19 Midyear Amendment, FY20 CIP
3/28/2019	Budget Development Committee	Initial FY20 Forecast: Revenues, Expenses, Policy Issues, Operational Issues
4/11/2019	Finance Workshop	Initial FY20 Forecast: Revenues, Expenses, Policy Issues, Operational Issues
4/25/2019	Budget Development Committee	FY 2020 Draft Budget: Revenues, Expenses, Five Year Forecast, Budget Closure
5/9/2019	Public Hearing	Public Hearing, Board Adoption



1255 Imperial Avenue, Suite 1000
San Diego, CA 92101-7490
(619) 231-1466 • FAX (619) 234-3407

Agenda Item No. 25

MEETING OF THE SAN DIEGO METROPOLITAN TRANSIT SYSTEM BOARD OF DIRECTORS

March 21, 2019

SUBJECT:

FISCAL YEAR 2020 CAPITAL IMPROVEMENT PROGRAM (MIKE THOMPSON)

RECOMMENDATION:

That the San Diego Metropolitan Transit System (MTS) Board of Directors:

- 1) Approve the fiscal year 2020 Capital Improvement Program (CIP) with the estimated federal and nonfederal funding levels (Attachments A and B). As the federal appropriation figures are finalized and/or other project funding sources become available, allow the Chief Executive Officer (CEO) to identify and adjust projects for the adjusted funding levels;
- 2) Recommend that the San Diego Association of Governments (SANDAG) Board of Directors approve the submittal of Federal Section 5307, 5337 and 5339 applications for the MTS fiscal year 2020 CIP (shown in Attachment A); and
- 3) Recommend that the SANDAG Board of Directors approve amendment number 2 of the 2018 Regional Transportation Improvement Program (RTIP) in accordance with the fiscal year 2020 CIP recommendations.

Budget Impact

The total estimated funding for fiscal year 2020 is \$181.6 million (Attachment A). After the utilization of \$56.0 million in preventative maintenance, \$4.6 million for Americans with Disabilities Act (ADA) Operation (funding the fiscal year 2019 operating budget), and funding for SANDAG planning studies totaling \$215,304, \$120.8 million is available for capital projects.



DISCUSSION:

Federal Funding

On December 4, 2015, President Obama signed the Fixing America's Surface Transportation (FAST) Act, reauthorizing surface transportation programs through Federal fiscal year 2020. FAST establishes the legal authority to commence and continue FTA programs. Each reauthorization amends the Federal Transit Laws codified in 49 USC Chapter 53.

FAST provides for the following funding streams MTS commonly receives:

- 5307 Urban Area Formula Grants for capital improvements and preventative maintenance
- 5311 Formula Grants for Rural Areas for capital improvements and to supplement operating costs
- 5337 State of Good Repair Funding for capital improvements and preventative maintenance
- 5339 Bus and Bus Facilities Funding for capital improvements

The fiscal year 2020 MTS CIP (Attachments A and B) will serve as the basis for the federal formula grant applications. The FTA requires submission of grant applications to obligate annual appropriations under Sections 5307, 5337, and 5339. The funding levels for each section (as indicated in Attachment A) this year are based on the actual apportionments published for the region.

As the region's Metropolitan Planning Organization (MPO), SANDAG apportions the 5307, 5337, and 5339 formula funds between MTS and the North County Transit District (NCTD) based on service area populations. Prior to the apportionments, SANDAG deducts funds from Section 5307 for funding the region's vanpool program. MTS receives approximately 70 percent while NCTD receives approximately 30 percent of these federal formula funds.

Section 5307 Urbanized Area Formula Program is a block grant program in which each urbanized area over 50,000 in population receives financial assistance to provide public transit. The formula for determining each metropolitan area's share of funds is based on an urbanized area's population, population density, levels of existing fixed-guideway service, and levels of existing bus service and ridership. The Section 5307 program is designed to meet routine capital needs and may not be used for operating assistance. However, the Transportation Equity Act for the 21st Century (TEA-21) expanded the definition of capital to include preventative maintenance, thereby, in effect, mitigating the relative lack of federal assistance for operations. In addition to the expanded definition of capital, the Section 5307 Urbanized Area Formula Program also allows for a maximum of 10 percent maximum of the allocation to support operations of ADA complementary paratransit service.

For federal fiscal year 2019, the estimated allocation for the MTS Section 5307 program is \$46.0 million, which would be matched with local funds of \$11.5 million. This program would provide an estimated \$57.5 million to fund MTS's fiscal year 2020 CIP.

Section 5337 is a formula-based State of Good Repair program dedicated to repairing and upgrading the nation's rail transit systems along with high-intensity motor bus systems that use high-occupancy vehicle lanes, including bus rapid transit (BRT). Section 5337 includes funding previously provided through section 5309 Fixed Guideway Rail Modernization Formula Program. Projects are limited to replacement and rehabilitation or capital projects required to maintain public transportation systems in a state of good repair.

Section 5337 SGR funds are allocated on a formula basis to rail systems that have been in operation for at least eight years. For federal fiscal year 2019, the Section 5337 funds MTS allocation estimate is \$33.9 million and will be matched with local funds of \$8.5 million. The program will provide an estimated \$42.4 million to fund MTS's fiscal year 2020 CIP.

Section 5339 funding provides capital funding to replace, rehabilitate and purchase buses and related equipment and to construct bus-related facilities. For federal fiscal year 2019, the Section 5339 funds MTS allocation estimate is \$5.9 million and will be matched with local funds of \$1.5 million. The program will provide an estimated \$7.4 million to fund MTS's fiscal year 2020 CIP.

The FTA funding is structured on a reimbursement basis (after expenses are incurred). Local funding (Transportation Development Act (TDA)/ State Transit Assistance (STA) /TransNet) is scheduled at the beginning of each fiscal year and received on a monthly basis. In many situations, local funds are received before expenses are incurred.

Local Match

The local match for CIP projects will come from the pooled transit finances for the MTS region. While it is likely that the actual funds used would be TDA funds, final decisions on the matching source would be made during the fiscal year 2020 CIP implementation process in order to maximize the availability and flexibility of funding.

State Transit Assistance

MTS receives State Transit Assistance (STA) funding from the Public Transportation Act, which derives its revenue from the state sales tax on diesel fuels. For FY19-20, the estimated STA funding is \$15.4 million, of which \$9.8 million is planned in CIP with the remaining \$5.6 million planned for the operating budget.

The Road Repair and Accountability Act of 2017, Senate Bill 1 (SB1), signed by the Governor on April 28, 2017, created two new revenue streams for MTS.

For fiscal year 2018-19, the new State of Good Repair (SGR) program of SB1, funded from a portion of a new transportation improvement fee on vehicle registration, will provide \$4.5 million to MTS's FY20 CIP.

The new STA Augment program of SB1, funded with a portion of the new sales tax on diesel fuel, will provide \$12.8 million from fiscal year 2018-19 and another \$12.8 from fiscal year 2019-20, with \$5.7 million will be used in Operating budgets and the balance of \$19.9 million will be used in MTS's FY20 CIP.

Other Revenue

The 2014-15 State of California Budget provides \$832 million to the Greenhouse Gas Reduction Fund (GHGRF) from Cap-and-Trade auction proceeds to support existing and pilot programs that will reduce GHG emissions and benefit disadvantaged communities. Transit operators are eligible recipients for several of the programs which will be funded from the GHGRF, most of which are competitive programs.

The Low Carbon Transit Operations Program (LCTOP) has \$147 million in total funding that will be distributed by the same formula as STA funding. MTS will receive \$7.5 million in fiscal year 2020.

The Transit and Intercity Rail Capital Program (TIRCP) awarded MTS a total of \$40.1M in fiscal year 2019 for Blue Line Rail Corridor Transit Enhancements projects, in which \$10.7M is budgeted in MTS's FY20 CIP, the remaining balance will be budgeted in future fiscal years.

In October of 2018, MTS was awarded \$3.9M from the FTA 5339 "Buses and Bus Facilities" discretionary grant to fund the replacement of our Computer Aided Dispatch / Automatic Vehicle Location system onboard our buses.

Development of the MTS Fiscal Year 2020 CIP

The CIP process began in September 2018 with the call for projects. The recommended CIP assumes funding \$56.0 million for preventative maintenance, \$4.6 million for ADA Operations, and \$215,304 in SANDAG planning studies. The remaining submitted projects compete for the balance of available funding. The list of projects is also subject to an analysis based on social equity principles. This process assures that the benefits and burdens of transit investment are shared equitably throughout the MTS service area. A series of maps are used to detail the results of this analysis.

A meeting of the Capital Projects Review Committee (CPRC) was held to review the project list and to develop a CIP recommendation for fiscal year 2020. In accordance with the Capital Projects Selection Process, the CPRC is comprised of representatives from MTS Bus, MTS Rail, MTS Administration, and SANDAG. Each CPRC member was responsible for submitting the capital requests for its division, agency, or city. The CPRC reviewed and approved the prioritization of those capital requests.

The capital project list (Attachment B) represents the five-year, unconstrained need for the MTS operators. Each MTS agency submitted its capital project requests in priority order, and the lists were consolidated for review by the CPRC. The CPRC reviewed the projects in the context of their impact on operations and determined the most critical projects to fund this year. The remaining projects were deferred; however, it is recognized that the continued deferral of some projects could have negative impacts on system infrastructure in future years.

Fiscal Year 2020 CIP Funded Projects

Of the \$120.8 million available after preventative maintenance and SANDAG planning studies, \$22.0 million (or 18 percent) has been dedicated to Rail Revenue Vehicles, \$32.5 million (or 26 percent) has been dedicated to Bus Revenue Vehicles and \$28.8 million (or 23 percent) has been dedicated to Facility & Construction Projects.

The table below is a summary of the CPRC recommendations, the major categories that are proposed to be funded, and the percentage of total available funding.

Capital Project Categories	Funding (\$000s)	% of Total
Bus Revenue Vehicles	29,245,250	24%
Facility & Construction Projects	28,790,420	24%
Rail Revenue Vehicles	22,000,000	18%
Other Equipment & Installations	21,187,852	18%
Rail Infrastructure	19,542,651	16%
Grand Total	120,766,173	100%

A full listing of projects with respective funding levels is available within Attachment B, and brief descriptions are included in Attachment D. A couple projects of note:

- SD100 Replacement – Funding of \$22 million will be added to the \$61 million previously funded for the replacement of the SD100 fleet. There will be 47 light rail vehicles that will need to be replaced by 2025, with a total estimated cost of over \$234 million.
- New Transit Facility – Funding of \$17.4 million will be added to the \$13 million previously funded for the real estate acquisition of a new bus Facility.
- Fare System Upgrade – Funding of \$3.0 million will be added to the \$18.9 million previously funded for the replacement of the existing fare system. This will include the replacement of trolley ticket vending machines.

Five-Year Capital Program Projections

Attachment C summarizes a high-level look at the five-year capital program. The federal 5307 and 5337 funding levels are projected by SANDAG to hold flat through 2024. Cumulative total capital needs for the five-year period exceed the available projected funding levels. Total project needs over the five-year term are projected to be \$685 million. Projected deficits from fiscal year 2020 to fiscal year 2024 total \$190 million. The ratio of total funding to total capital needs over the five-year term is projected at 72.1 percent.

/s/ Sharon Cooney for
Paul C. Jablonski
Chief Executive Officer

Key Staff Contact: Mike Thompson, 619.557.4557, mike.thompson@sdmts.com

Attachments: A. Fiscal Year 2020 Funding Sources
B. Fiscal Year 2020 Capital Improvement Projects List
C. Funding Compared to Capital Needs for Fiscal Years 2020 – 2024
D. Fiscal Year 2020 Project Descriptions

San Diego Metropolitan Transit System FY 2020 Funding Sources (\$000s)

Funding Description	Total
Federal FFY19 - 5307 Funding Estimate	\$ 45,994
Federal FFY19 - 5337 Funding Estimate	33,898
Federal FFY19 - 5339 Funding Estimate	5,900
California Transportation Development Act (TDA)	38,479
California State Transit Assistance (STA/SB1)	29,685
California State of Good Repair (SGR)	4,462
California Cap and Trade (LCTOP)	7,452
California Cap and Trade (TIRCP)	10,660
Other Funds	5,050
Total Available Funding	\$ 181,581
Preventive Maintenance - Federal 5307	\$ (20,343)
Preventive Maintenance - Federal 5337	(35,657)
ADA Operation - Federal 5307	(4,599)
SANDAG Planning Study - FFY19 Local Match	(215)
Total Preventative Maintenance/SANDAG Planning	\$ (60,814)
Available Funding for Capital Program	\$ 120,766

**San Diego Metropolitan Transit System
Capital Improvement Program - B (\$000s)
Fiscal Year 2020**

Att. B, AI 25, 3/21/19

Project Name	Funding Thru FY 2019	FY 2020 Funded	FY 2020 Unfunded	FY 2021	FY 2022	FY 2023	FY 2024	5 Year Total
LRV SD100 Replacement - FY20	61,039,000	22,000,000	-	22,000,000	22,000,000	27,000,000	27,000,000	120,000,000
SDTC Bus Procurement - FY20	-	18,563,027	-	31,477,000	21,506,000	24,539,000	30,293,000	126,378,027
MTS New Transit Facility - FY20	12,980,000	17,388,470	-	5,000,000	20,000,000	20,000,000	20,000,000	82,388,470
SDTC RTMS Hardware Upgrade and Radio Site Refresh	-	10,316,100	-	4,251,000	-	-	-	14,567,100
SDTC ZEB Pilot Program - FY20	1,544,000	7,452,223	-	1,635,000	-	-	-	9,087,223
MOW Middletown Double Crossover - Construction	465,000	6,222,000	-	-	-	-	-	6,222,000
MOW CPC Substations Replacement - FY20	-	4,461,651	-	1,618,000	-	4,000,000	4,000,000	14,079,651
MTS Old Town Transit Center West Improvements - FY20	1,510,000	3,518,000	-	-	-	-	-	3,518,000
SDTC ADA Bus Procurement - FY20	-	3,230,000	-	3,523,000	3,494,000	3,461,000	3,707,000	17,415,000
Track Beyer Blvd Track and Slope	-	3,042,000	-	2,600,000	-	-	-	5,642,000
MTS Fare System Replacement - FY20	18,950,000	3,000,000	-	9,000,000	-	-	-	12,000,000
MTS Southbay Feeder Bus Service - Design - FY20	-	2,500,000	-	20,366,000	-	-	-	22,866,000
IT Trolley Station Network Communications Equipment -	-	1,505,944	-	-	-	-	-	1,505,944
Track Orange/Blue Line Tie Replacement - FY20	-	1,400,000	-	3,000,000	2,000,000	2,000,000	-	8,400,000
FAC New Elevator at Fashion Valley - FY20	1,160,000	1,326,650	-	-	-	-	-	1,326,650
MOW Green Line Catenary Upgrade - FY20	-	1,323,000	-	1,323,000	1,323,000	-	-	3,969,000
MTS Imperial Ave Transit Center Expansion	-	1,000,000	-	5,000,000	5,000,000	-	-	11,000,000
MTS Miscellaneous Capital - FY20	-	1,000,000	-	1,000,000	1,000,000	1,000,000	1,000,000	5,000,000
MTS Systemwide CCTV Maintenance - FY20	-	900,927	-	1,003,497	1,031,405	1,063,297	1,096,785	5,095,911
Track Green Line IMT Double Tracking - Design	-	794,000	-	7,942,000	-	-	-	8,736,000
IT CTC System Technology Refresh - FY20	2,041,000	750,000	-	-	-	-	-	750,000
Track Grade Crossing Replacement - FY20	-	750,000	-	4,805,000	1,840,000	4,618,000	3,005,000	15,018,000
MOW SDSU Variable Frequency Drives	-	700,000	-	-	-	-	-	700,000
IT Data Storage Replacement - FY20	-	625,000	-	100,000	100,000	100,000	100,000	1,025,000
MOW Mission Valley West Signal Upgrades - FY20	-	600,000	-	-	-	-	-	600,000
LRV C Building Fall Protection - FY20 - C1 East	101,000	551,100	-	-	-	-	-	551,100
FAC Pyramid Building Improvements	-	500,000	-	-	-	-	-	500,000
Track Hill Street/Enterprise Wall - FY20	-	500,000	-	-	-	-	-	500,000
MOW Beech Double Crossover - Design	-	450,000	-	4,615,000	-	-	-	5,065,000
MTS America Plaza Pedestrian Enhancements - Design	-	400,000	-	4,294,000	-	-	-	4,694,000
IT Trolley Real Time System - Phase 2 - FY20	-	336,000	-	-	-	-	-	336,000
FAC Building C Door Replacement	-	325,000	-	-	-	-	-	325,000
IT Server Replacement - FY20	-	310,000	-	236,000	421,000	359,000	260,000	1,586,000
IT Network Equipment Replacement - FY20	-	300,000	-	300,000	300,000	300,000	300,000	1,500,000
MTS Mills Building Restaurant Suite Improvements	-	290,500	-	-	-	-	-	290,500
SDTC KMD CNG Dryer Replacement	-	286,700	-	-	-	-	-	286,700
IT Bus Yard Wireless Network Replacement - FY20	-	220,000	-	200,000	200,000	200,000	200,000	1,020,000
SDTC IAD Annex HVAC and Roof Replacement	-	215,000	-	-	-	-	-	215,000
IT IAD-OCC Fiber	-	202,181	-	-	-	-	-	202,181
LRV C Building Aux Power Supplies - FY20	-	200,000	-	-	-	-	-	200,000
SDTC KMD Shop Hoists - Design	-	182,000	-	1,500,000	1,500,000	-	-	3,182,000
FAC Station Parking Lots Resurface - FY20 - Massachusetts	-	175,000	-	430,000	50,000	-	-	655,000
FAC Orange Line Station Bench & Trash Receptacle	-	155,000	-	150,000	150,000	-	200,000	655,000
FAC Rio Vista Platform - FY20 - Design	-	140,000	-	1,500,000	-	-	-	1,640,000
SDTC KMD 2nd Floor Flooring - FY20	130,000	140,000	-	-	-	-	-	140,000
SDTC IAD Lot Lighting Replacement	-	125,000	-	-	-	-	-	125,000
SDTC IAD RAM Fall Protection Safety Upgrade	-	110,000	-	-	-	-	-	110,000
LRV Fall Protection Building A - FY20	780,000	104,000	-	-	-	-	-	104,000
SDTC KMD Tire Storage Shelter - FY20	70,000	75,200	-	-	-	-	-	75,200
Transp Radio Infrastructure - FY20	-	73,000	-	81,000	82,000	-	-	236,000

**San Diego Metropolitan Transit System
Capital Improvement Program - B (\$000s)
Fiscal Year 2020**

Att. B, AI 25, 3/21/19

Project Name	Funding Thru FY 2019	FY 2020 Funded	FY 2020 Unfunded	FY 2021	FY 2022	FY 2023	FY 2024	5 Year Total
LRV Fall Protection Building C - FY20	563,000	31,500	-	-	-	-	-	31,500
Track Special Trackwork - 25th & Commercial Crossover	-	-	2,400,000	-	-	-	-	2,400,000
FAC Building C Roof Replacement	-	-	1,850,000	-	-	-	-	1,850,000
LRV SD7 Coupler Replacement	-	-	1,500,000	-	-	-	-	1,500,000
MOW ABS Signaling between Francis St and 32nd St	-	-	1,000,000	-	-	-	-	1,000,000
Track SDIV Trackway Paving Repairs	-	-	991,000	1,200,000	1,200,000	1,200,000	-	4,591,000
Track Station Trackway Replacement 62nd St.	-	-	790,000	1,065,000	830,000	1,200,000	-	3,885,000
MOW OL Grade Crossing Approach & Signal	-	-	700,000	-	-	-	-	700,000
FAC Platform & Parking-Lot Lighting Upgrade	-	-	638,000	350,000	150,000	175,000	225,000	1,538,000
LRV Building A & C Catenary Disconnect Switch	-	-	540,000	-	-	-	-	540,000
Track A Yard Turnouts, Newton Crossover - Design	-	-	300,000	2,200,000	-	-	-	2,500,000
MOW Grade Crossing Warning System	-	-	300,000	1,750,000	2,450,000	900,000	-	5,400,000
FAC Building A,B and C Office Improvements	-	-	165,000	-	-	-	150,000	315,000
Track Rail Replacement America Plaza - Design	-	-	150,000	1,300,000	-	-	-	1,450,000
MOW Signal System Replacement between Francis - Eu	-	-	150,000	3,000,000	-	-	-	3,150,000
SDTC KMD UST Closure	-	-	131,900	-	-	-	-	131,900
Track Drainage Improvement - Design	-	-	100,000	1,500,000	1,500,000	1,500,000	1,500,000	6,100,000
SDTC KMD Training Classroom	-	-	81,200	-	-	-	-	81,200
SDTC CPD Rehabilitation	-	-	80,000	-	-	-	-	80,000
SDTC KMD Bay Rollup Door Replacement	-	-	60,000	-	-	-	-	60,000
IT Boardroom Audio/Video Refresh	-	-	-	-	170,000	-	-	170,000
IT Cyber Security Assessment & 3 Year Roadmap	-	-	-	-	360,000	-	-	360,000
IT Intranet/Internet Refresh	-	-	-	500,000	-	-	-	500,000
IT Trolley Lidar	-	-	-	-	130,000	-	-	130,000
IT Trolley PA Replacement	-	-	-	-	-	1,400,000	-	1,400,000
MTS Jolly Trolley Building	-	-	-	1,500,000	-	-	-	1,500,000
SDTC ECD Facility Rehab	-	-	-	85,000	-	-	-	85,000
SDTC HASTUS Upgrade	-	-	-	2,000,000	-	-	-	2,000,000
SDTC IAD Facility Rehab	-	-	-	821,000	510,000	-	-	1,331,000
SDTC KMD Facility Rehab	-	-	-	1,635,000	-	100,000	1,885,000	3,620,000
SDTC RTMS Server Backup	-	-	-	-	750,000	-	-	750,000
SDTC SBMF Facility Rehab	-	-	-	285,000	600,000	450,000	-	1,335,000
SDTC Transit Service Truck Replacement	-	-	-	-	100,000	-	345,000	445,000
SDTC ZEB Infrastructures	-	-	-	13,500,000	19,000,000	13,750,000	28,500,000	74,750,000
FAC Building A Exterior Painting	-	-	-	-	-	125,000	-	125,000
FAC Building A Roof Replacement	-	-	-	-	-	800,000	-	800,000
FAC Fencing Replacement	-	-	-	200,000	-	200,000	200,000	600,000
FAC Paint Booth Roof Replacement	-	-	-	-	-	-	350,000	350,000
FAC Paint Station Structures	-	-	-	200,000	200,000	200,000	75,000	675,000
FAC Replacement Elevator - Fashion Valley	-	-	-	1,042,000	-	-	-	1,042,000
FAC SDTI Yard A & C Asphalt Repairs and Slurry	-	-	-	250,000	-	-	-	250,000
FAC SDTI Yard Tower Roof Replacement & Interior Upg	-	-	-	-	-	-	350,000	350,000
FAC Station & Parking Lot Lighting	-	-	-	242,000	-	-	-	242,000
FAC Station Shelter Replacement	-	-	-	-	1,180,000	-	-	1,180,000
FAC Facility HVAC - FY20	-	-	-	-	50,000	-	125,000	175,000
FAC Station Cleaning Equipment - FY20	-	-	-	72,000	84,000	66,000	54,000	276,000
LRV SD7 APS Overhaul	-	-	-	200,000	-	-	-	200,000
LRV SD8 Wheelset Overhaul	-	-	-	1,667,000	1,667,000	3,333,000	3,333,000	10,000,000
LRV Truck Overhaul Shop	-	-	-	1,000,000	-	-	-	1,000,000
Track Beyer Bridge Repair	-	-	-	200,000	-	-	-	200,000
Track On-Track Equipment Replacement	-	-	-	-	-	471,000	870,000	1,341,000

**San Diego Metropolitan Transit System
Capital Improvement Program - B (\$000s)
Fiscal Year 2020**

Att. B, AI 25, 3/21/19

Project Name	Funding Thru FY 2019	FY 2020 Funded	FY 2020 Unfunded	FY 2021	FY 2022	FY 2023	FY 2024	5 Year Total
Track Rail Replacement	-	-	-	-	-	250,000	800,000	1,050,000
Track Special Trackwork Replacement	-	-	-	300,000	1,290,000	-	-	1,590,000
Track Street Trackage and Pavement Replacement	-	-	-	-	-	1,218,000	2,303,000	3,521,000
MOW - Wayside Signaling	-	-	-	-	150,000	2,350,000	400,000	2,900,000
MOW AC Switchgear Replacement (Design)	-	-	-	600,000	700,000	-	-	1,300,000
MOW Downtown Parallel Feeders	-	-	-	3,500,000	-	-	-	3,500,000
MOW Ohio Brass Rectifier Upgrades	-	-	-	400,000	1,600,000	-	-	2,000,000
MOW SDSU UPS and Batteries Upgrades	-	-	-	-	-	200,000	-	200,000
Total Funding Requirement	\$ 101,333,000	\$ 120,766,173	\$ 11,927,100	\$ 181,513,497	\$ 116,668,405	\$ 118,528,297	\$ 132,626,785	\$ 682,030,257

San Diego Metropolitan Transit System
Funding Compared to Capital Needs (\$000s)
Fiscal Years 2020-2024

	Proposed FY20	Projected FY21	Projected FY22	Projected FY23	Projected FY24	Total FY20 to FY24
Total Revenues						
Recurring Dedicated CIP Revenues	\$ 152,639	\$ 147,697	\$ 148,447	\$ 149,197	\$ 149,947	\$ 747,927
Other Non Recurring Revenues	28,942	29,188	-	-	-	58,130
Total Capital Revenues	\$ 181,581	\$ 176,885	\$ 148,447	\$ 149,197	\$ 149,947	\$ 806,058
Less: "Off the Top" Expenses						
SANDAG Planning Studies	\$ (215)	\$ (220)	\$ (220)	\$ (220)	\$ (220)	\$ (1,094)
ADA Operation	(4,684)	(4,642)	(4,642)	(4,642)	(4,642)	(23,252)
Preventative Maintenance	(56,000)	(57,000)	(58,000)	(59,000)	(60,000)	(290,000)
Total "Off The Top" Expenses	(60,900)	(61,862)	(62,862)	(63,862)	(64,862)	(314,346)
Adjusted Available CIP Revenues	\$ 120,681	\$ 115,024	\$ 85,586	\$ 85,336	\$ 85,086	\$ 491,712
Total Project Needs	132,693	181,513	116,668	118,528	132,627	682,030
Total Deficit	\$ (12,012)	\$ (66,490)	\$ (31,083)	\$ (33,193)	\$ (47,541)	\$ (190,318)
% of Funding / Needs	90.9%	63.4%	73.4%	72.0%	64.2%	72.1%
Accumulated Deficit	\$ (12,012)	\$ (78,502)	\$ (109,584)	\$ (142,777)	\$ (190,318)	

SAN DIEGO METROPOLITAN TRANSIT SYSTEM**CAPITAL BUDGET - INDIVIDUAL PROJECT DESCRIPTION FOR FISCAL YEAR 2020 (in 000's)****ATTACHMENT D**

The Capital Improvement Program includes improvements and replacement projects related to MTS, SDTC, and SDTI Capital Assets. The projects below are funded with Federal funds where indicated and are matched with the required amount of local funds. The projects listed are implemented by the project manager of the coinciding agency and monitored by MTS administration.

Form ID	Title	FY20 Budget	Federal	State/Local	Other	Project Manager
503	<u>MTS Fare System Replacement - FY20</u> Next Generation Fare System to replace current outdated system.	3,000	-	3,000	-	Israel Maldonado
634	<u>MTS Imperial Ave Transit Center Expansion</u> Design for the expansion of the Imperial Ave Transit center.	1,000	-	1,000	-	Denis Desmond
626	<u>MTS America Plaza Pedestrian Enhancements - Design</u> Conceptual Plan for Pedestrian Improvements between America and Santa Fe Depot	400	-	400	-	Elias Belknap
538	<u>MTS Mills Building Restaurant Suite Improvements</u> Improvements to the restaurant suite in Mills building.	291	-	291	-	Elias Belknap
599	<u>MTS Miscellaneous Capital - FY20</u> MTS Miscellaneous capital projects.	1,000	-	1,000	-	Eric Cheng
630	<u>MTS New Transit Facility - FY20</u> Construction of a new bus facility.	17,388	-	17,388	-	Paul Jablonski
565	<u>MTS Old Town Transit Center West Improvements - FY20</u> Improvements to Old Town Transit Center West.	3,518	-	3,518	-	Elias Belknap
732	<u>MTS South Bay Feeder Bus Service - Design - FY20</u> Design of a new feeder bus service for the South Bay.	2,500	-	2,500	-	Denis Desmond
557	<u>MTS Systemwide CCTV Maintenance - FY20</u> On-going CCTV maintenance and upgrade.	901	-	901	-	Thang Nguyen
596	<u>IT Bus Yard Wireless Network Replacement - FY20</u> Replacement of wireless network at various bus yards.	220	-	220	-	Ernesto Garcia
606	<u>IT CTC System Technology Refresh - FY20</u> Central Train Control hardware/software refresh.	750	-	750	-	Sandy Bobek
592	<u>IT Data Storage Replacement - FY20</u> Replacement of data storage server.	625	-	625	-	Jon Saul
598	<u>IT IAD-OCC Fiber</u> Fiber connection between Imperial Ave Division and operating control center.	202	-	202	-	Ernesto Garcia
595	<u>IT Network Equipment Replacement - FY20</u> Replacement of IT network equipment.	300	-	300	-	Ernesto Garcia
507	<u>IT Server Replacement - FY20</u> Replacement of IT server equipment.	310	-	310	-	Jon Saul
509	<u>IT Trolley Real Time System - Phase 2 - FY20</u> Upgrade the next train arrival system.	336	-	336	-	Jason McNeil
607	<u>IT Trolley Station Network Communications Equipment - FY20</u> Replacement of network communication equipment at Trolley stations.	1,506	-	1,506	-	Ernesto Garcia
532	<u>FAC Building C Door Replacement</u> Replacement door for Building C.	325	-	325	-	Rolando Montes
625	<u>FAC New Elevator at Fashion Valley - FY20</u> Construction of new elevator at Fashion Valley.	1,327	-	1,327	-	Michael Diana
539	<u>FAC Orange Line Station Bench & Trash Receptacle</u> Replacement of bench and trash receptacle at Trolley Stations.	155	-	155	-	Rolando Montes
562	<u>FAC Pyramid Building Improvements</u> Improvements to the Trolley Pyramid building.	500	-	500	-	Michael Diana
560	<u>FAC Rio Vista Platform - FY20 - Design</u> Design for Rio Vista platform improvement.	140	-	140	-	Michael Diana
534	<u>FAC Station Parking Lots Resurface - FY20 - Massachusetts</u> Resurface of Trolley station parking lots.	175	-	175	-	Rolando Montes
511	<u>LRV C Building Aux Power Supplies - FY20</u> Install auxiliary power systems to allow safety diagnosis.	200	-	200	-	Thang Nguyen
510	<u>LRV C Building Fall Protection - FY20 - C1 East</u> Install Fall Protection mezzanine access on C1 East track in Building C.	551	-	551	-	Michael Diana
724	<u>LRV Fall Protection Building A - FY20</u> Install Fall Protection mezzanine access for Building A.	104	-	104	-	Michael Diana

SAN DIEGO METROPOLITAN TRANSIT SYSTEM

CAPITAL BUDGET - INDIVIDUAL PROJECT DESCRIPTION FOR FISCAL YEAR 2020 (in 000's)

ATTACHMENT D

The Capital Improvement Program includes improvements and replacement projects related to MTS, SDTC, and SDTI Capital Assets. The projects below are funded with Federal funds where indicated and are matched with the required amount of local funds. The projects listed are implemented by the project manager of the coinciding agency and monitored by MTS administration.

Form ID	Title	FY20 Budget	Federal	State/Local	Other	Project Manager
725	<u>LRV Fall Protection Building C - FY20</u> Install Fall Protection mezzanine access for Building C.	32	-	32	-	Michael Diana
629	<u>LRV SD100 Replacement - FY20</u> Replacement of SD100 Light Rail Vehicles.	22,000	21,830	170	-	Andy Goddard
525	<u>MOW Beech Double Crossover - Design</u> Signal and track modifications for Beech Street Double Crossover.	450	-	450	-	Thang Nguyen
492	<u>MOW CPC Substations Replacement - FY20</u> Replace the remaining 30-years old substations on Blue Line.	4,462	-	4,462	-	Thang Nguyen
551	<u>MOW Green Line Catenary Upgrade - FY20</u> Upgrade to the Green Line Catenary system.	1,323	-	1,323	-	Dale Neuzil
524	<u>MOW Middletown Double Crossover - Construction</u> Signal and Track Modifications for Middletown Double Crossover.	6,222	-	6,222	-	Thang Nguyen
547	<u>MOW Mission Valley West Signal Upgrades - FY20</u> Upgrade to the Mission Valley West Signal.	600	-	600	-	Thang Nguyen
548	<u>MOW SDSU Variable Frequency Drives</u> Replacement of SDSU variable frequency drivers.	700	-	700	-	Thang Nguyen
520	<u>Track Beyer Blvd Track and Slope</u> Reconstruction of Beyer Blvd track and slope.	3,042	-	3,042	-	Michael Diana
555	<u>Track Grade Crossing Replacement - FY20</u> Grade crossing replacement at various locations.	750	-	750	-	Gabriel McKee
552	<u>Track Green Line IMT Double Tracking - Design</u> Design for the double tracking of Imperial Avenue Transit Center.	794	-	794	-	Michael Diana
553	<u>Track Hill Street/Enterprise Wall - FY20</u> Drainage improvement near Hill Street.	500	-	500	-	Michael Diana
517	<u>Track Orange/Blue Line Tie Replacement - FY20</u> Tie replacement on Orange and Blue Line.	1,400	-	1,400	-	Gabriel McKee
506	<u>Transp Radio Infrastructure - FY20</u> Replacement of radio infrastructure for Trolley operation.	73	-	73	-	Brain Riley
627	<u>SDTC ADA Bus Procurement - FY20</u> Procurement of ADA buses	3,230	-	3,230	-	Jay Washburn
493	<u>SDTC Bus Procurement - FY20</u> Procurement of 40' & 60' buses	18,563	3,364	15,199	-	Mike Wygant
568	<u>SDTC IAD Annex HVAC and Roof Replacement</u> Replacement of HVAC and roof for Imperial Avenue Division Annex.	215	-	215	-	Elias Belknap
566	<u>SDTC IAD Lot Lighting Replacement</u> Replacement of lot lighting for Imperial Avenue Division.	125	-	125	-	Michael McEachern
513	<u>SDTC IAD RAM Fall Protection Safety Upgrade</u> Install fall protection equipment for Imperial Avenue Division RAM Building.	110	-	110	-	Elias Belknap
624	<u>SDTC KMD 2nd Floor Flooring - FY20</u> Replacement of flooring at Kearny Mesa Division.	140	-	140	-	Michael McEachern
519	<u>SDTC KMD CNG Dryer Replacement</u> Replacement of Compressed Nature Gas dryer.	287	-	287	-	Elias Belknap
572	<u>SDTC KMD Shop Hoists - Design</u> Replacement of Kearny Mesa Division shop hoists.	182	-	182	-	Michael McEachern
570	<u>SDTC KMD Tire Storage Shelter - FY20</u> Replacement of tire storage shelter at Kearny Mesa Division.	75	-	75	-	Michael McEachern
628	<u>SDTC RTMS Hardware Upgrade and Radio Site Refresh - FY20</u> Hardware upgrade to the Regional Transit Management System.	10,316	3,923	6,393	-	Devin Braun
516	<u>SDTC ZEB Pilot Program - FY20</u> Purchase of zero Emission Bus and installation of charging infrastructure.	7,452	-	7,452	-	Kyle Whatley
Totals		\$ 120,767	\$ 29,117	\$ 91,650	\$ -	

SAN DIEGO METROPOLITAN TRANSIT SYSTEM

CAPITAL BUDGET - INDIVIDUAL PROJECT DESCRIPTION FOR FISCAL YEAR 2020 (in 000's)

ATTACHMENT D

The Capital Improvement Program includes improvements and replacement projects related to MTS, SDTC, and SDTI Capital Assets. The projects below are funded with Federal funds where indicated and are matched with the required amount of local funds. The projects listed are implemented by the project manager of the coinciding agency and monitored by MTS administration.

Form ID	Title	FY20 Budget	Federal	State/Local	Other	Project Manager
---------	-------	----------------	---------	-------------	-------	--------------------



1255 Imperial Avenue, Suite 1000
San Diego, CA 92101-7490
(619) 231-1466 • FAX (619) 234-3407

Agenda Item No. 45

MEETING OF THE SAN DIEGO METROPOLITAN TRANSIT SYSTEM BOARD OF DIRECTORS

March 21, 2019

SUBJECT:

MTS MOBILE HUB APPLICATION UPDATE (ROB SCHUPP)

INFORMATIONAL ONLY

Budget Impact

None.

DISCUSSION:

In June of 2018, the San Diego Metropolitan Transit System (MTS) Board of Directors authorized the Chief Executive Officer (CEO) to execute a contract with Datamatics Global Services Inc, to design, develop and implement a new MTS Mobile Hub. The contract also included training and maintenance for one year with two one-year options for maintenance. The total value of the contract, including option years, is not to exceed \$352,758, including tax. The funding was provided through the MTS Capital Improvement Project 1009103601 (FY18 Miscellaneous Capital), which is State and Locally funded.

The app has been in development since that time and is now ready to go live. It is designed as a single source for customers to access various online functionalities in one centralized mobile app.

This single, interactive app will provide access to all facets of the customer's experience including:

- Real time trip planning
- Online updated schedules
- Real time arrivals for bus and trolleys



- Nearest stop feature
- System maps
- Customer alerts
- Rider safety and security
- Access to mobile fare technology
- Access to Compass Cash balances
- Future incorporation into the Next Generation Fare Collection system
- Rideshare integration
- Customer feedback

MTS staff will provide an overview of the app functionality.

/s/ Sharon Cooney for
Paul C. Jablonski
Chief Executive Officer

Key Staff Contact: Sharon Coney, 619.557.4513, Sharon.Cooney@sdmts.com



1255 Imperial Avenue, Suite 1000
San Diego, CA 92101-7490
(619) 231-1466 • FAX (619) 234-3407

Agenda Item No. 46

MEETING OF THE SAN DIEGO METROPOLITAN TRANSIT SYSTEM BOARD OF DIRECTORS

March 21, 2019

SUBJECT:

FISCAL YEAR 2019 SECOND QUARTER PERFORMANCE MONITORING REPORT
(DENIS DESMOND)

INFORMATIONAL ONLY

Budget Impact

None.

DISCUSSION:

MTS Board Policy No. 42, "Transit Service Evaluation and Adjustment", establishes a process for evaluating existing transit services to achieve the objective of developing a customer-focused, competitive, integrated, and sustainable system. Additionally, federal Title VI guidance requires that certain performance measures be evaluated and reported to the Board periodically. Staff will present a summary of system performance through the second quarter of fiscal year 2019, including the metrics outlined in Policy 42 and Title VI-required standards. A review of the implementation of the Transit Optimization Plan will also be included.

/s/ Sharon Cooney for
Paul C. Jablonski
Chief Executive Officer

Key Staff Contact: Sharon Cooney, 619.557.4513, sharon.cooney@sdmts.com

Attachment: A. Performance Monitoring Report



San Diego Metropolitan Transit System
POLICY 42 PERFORMANCE MONITORING REPORT
FY 2019: JULY 2018 - DECEMBER 2018
Page 1 of 4

Att. A, AI 46, 3/21/19
Date: 03/15/19 rev

OBJECTIVE | Develop a Customer-Focused and Competitive System

The following measures of productivity and service quality are used to ensure that services are focused on providing competitive and attractive transportation that meets our customers' needs.

Total Passengers

Route Categories	FY 2017	FY 2018	FY 2019	# Change FY17 - FY18	# Change FY18 - FY19	% Change FY17 - FY18	% Change FY18 - FY19
Urban Frequent	16,297,044	15,489,429	15,494,842	(807,615)	5,413	-5.0%	0.0%
Urban Standard	4,179,405	4,016,456	3,792,986	(162,949)	(223,470)	-3.9%	-5.6%
Rapid	3,058,127	2,892,498	2,954,767	(165,629)	62,269	-5.4%	2.2%
Express	1,087,248	1,031,193	1,007,362	(56,055)	(23,831)	-5.2%	-2.3%
Circulator	497,757	456,527	440,163	(41,230)	(16,364)	-8.3%	-3.6%
Premium/Rapid Express	140,397	142,595	138,940	2,198	(3,655)	1.6%	-2.6%
Rural	36,957	42,388	42,823	5,431	435	14.7%	1.0%
Fixed-Bus Subtotal	25,296,935	24,071,086	23,871,883	(1,225,849)	(199,203)	-4.8%	-0.8%
Light Rail (Blue, Orange, Green)	19,312,077	18,913,254	19,055,766	(398,823)	142,512	-2.1%	0.8%
Light Rail (Silver)	16,322	8,633	10,794	(7,689)	2,161	-47.1%	25.0%
Light Rail Subtotal	19,328,399	18,921,887	19,066,560	(406,512)	144,673	-2.1%	0.8%
ALL Fixed Route	44,625,334	42,992,973	42,938,443	(1,632,361)	(54,530)	-3.7%	-0.1%
Demand-Resp. (MTS Access)	267,949	256,045	250,524	(11,904)	(5,521)	-4.4%	-2.2%
System Total Passengers	44,893,283	43,249,018	43,188,967	(1,644,265)	(60,051)	-3.7%	-0.1%

NOTES: After three years of ridership declines since an FY 2015 peak, overall passenger levels for FY 2019 have leveled off. Trolley services and bus routes that received added resources in the Transit Optimization Plan are seeing positive year-over-year results. We are cautiously optimistic that FY 2019 could be the first year of an overall increase in ridership since FY 2015.

Average Weekday Passengers

Route Categories	FY 2017	FY 2018	FY 2019	# Change FY17 - FY18	# Change FY18 - FY19	% Change FY17 - FY18	% Change FY18 - FY19
Urban Frequent	106,370	101,313	100,606	(5,056)	(707)	-4.8%	-0.7%
Urban Standard	28,725	27,697	25,851	(1,028)	(1,846)	-3.6%	-6.7%
Rapid	20,229	18,976	19,425	(1,253)	449	-6.2%	2.4%
Express	7,809	7,479	7,224	(330)	(255)	-4.2%	-3.4%
Circulator	3,501	3,183	3,064	(318)	(120)	-9.1%	-3.8%
Premium/Rapid Express	1,104	1,128	1,092	24	(36)	2.1%	-3.2%
Rural	290	336	337	46	1	15.7%	0.3%
Fixed-Bus Subtotal	168,029	160,113	157,599	(7,916)	(2,513)	-4.7%	-1.6%
Light Rail (Blue, Orange, Green)	116,924	114,662	116,307	(2,262)	1,645	-1.9%	1.4%
Light Rail (Silver)	218	98	85	(121)	(13)	-55.2%	-13.1%
Light Rail Subtotal	117,142	114,759	116,392	(2,383)	1,632	-2.0%	1.4%
ALL Fixed Route	285,171	274,872	273,991	(10,299)	(881)	-3.6%	-0.3%
Demand-Resp. (MTS Access)	1,916	1,842	1,774	(73)	(68)	-3.8%	-3.7%
System Avg. Weekday Pass.	287,087	276,715	275,765	(10,372)	(949)	-3.6%	-0.3%

NOTES: Similar to the overall passenger figures, average weekday ridership gains on Trolley services mostly offset small losses on the bus side, resulting in a flat change since the same period last year.

San Diego Metropolitan Transit System
POLICY 42 PERFORMANCE MONITORING REPORT
FY 2019: JULY 2018 - DECEMBER 2018
Page 2 of 4

Passengers per Revenue Hour

The 'passengers per revenue hour' metric shows how any added or removed **revenue hours** (in-service hours plus layover hours) relate to ridership increases or decreases. Increasing riders per revenue hour would indicate that the system is more efficient, for example, carrying more passengers with the same number of buses.

Route Categories	FY 2017	FY 2018	FY 2019	% Change FY17 - FY18	% Change FY18 - FY19
Urban Frequent	29.7	28.6	27.1	-3.8%	-5.0%
Urban Standard	21.6	21.1	19.2	-2.5%	-8.9%
Rapid	32.7	31.2	31.4	-4.7%	0.7%
Express	25.4	24.3	25.4	-4.2%	4.3%
Circulator	13.7	15.0	13.7	9.1%	-8.2%
Premium/Rapid Express	24.6	24.7	23.6	0.5%	-4.4%
Rural	13.7	16.2	15.6	18.7%	-3.7%
Fixed-Bus Subtotal	27.4	26.5	25.3	-3.2%	-4.6%
Light Rail (Blue, Orange, Green)	221.2	218.2	219.1	-1.4%	0.4%
Light Rail (Silver)	51.2	25.1	21.9	-51.1%	-12.6%
Light Rail Subtotal	220.6	217.4	218.0	-1.4%	0.3%
ALL Fixed Route	44.2	43.2	41.7	-2.0%	-3.7%
Demand-Resp. (MTS Access)	2.0	2.0	2.1	1.3%	4.8%
System Riders Per Rev. Hour	39.2	38.6	37.6	-1.6%	-2.6%

NOTES: While passenger levels were fairly flat year-over-year and Trolley productivity increased slightly, service added during the Transit Optimization Plan (TOP) reduced the passengers per revenue hour on the bus side and reduced the system productivity by 2.6%. Staff expects this figure to improve as new capacity added during the TOP is absorbed by latent and new demand.

Weekday Passengers per In-Service Hour

The 'passengers per in-service hour' measure is related to the above 'passengers per revenue hour,' but shows how many passengers are carried while the vehicle is in-service picking up passengers, excluding layover time. Analyzing this figure helps MTS to understand how effective it is at providing the right level of service (instead of how efficiently MTS is grouping trips and breaks together for a vehicle to operate [revenue hours]).

Route Categories	FY 2017	FY 2018	FY 2019	% Change FY17 - FY18	% Change FY18 - FY19
Urban Frequent	37.4	35.8	34.1	-4.3%	-4.8%
Urban Standard	29.9	28.8	26.5	-3.6%	-8.0%
Rapid	45.6	42.5	41.2	-6.8%	-3.1%
Express	32.9	31.0	33.3	-5.7%	7.5%
Circulator	18.8	18.9	17.8	0.2%	-5.8%
Premium/Rapid Express	26.7	27.1	26.2	1.7%	-3.4%
Rural	13.6	16.2	15.6	18.8%	-3.6%
Fixed-Bus Subtotal	35.5	34.0	32.5	-4.2%	-4.4%
Light Rail (Blue, Orange, Green)	262.6	260.0	264.0	-1.0%	1.5%
Light Rail (Silver)	89.0	41.4	23.8	-53.5%	-42.6%
Light Rail Subtotal	262.2	259.6	263.6	-1.0%	1.5%
ALL Fixed Route	55.1	53.4	51.8	-3.0%	-3.0%
Demand-Resp. (MTS Access)	2.0	2.1	2.1	N/A	N/A
System Riders/In-Svc. Hour	46.9	45.8	45.0	-2.4%	-1.6%

NOTES: The Weekday Passengers per In-Service Hour metric followed the same trends as Passengers per Revenue Hour.

San Diego Metropolitan Transit System
POLICY 42 PERFORMANCE MONITORING REPORT
FY 2019: JULY 2018 - DECEMBER 2018
Page 3 of 4

Att. A, AI 46, 3/21/19
Date: 03/15/19 rev

On-Time Performance

On-time performance (OTP) is measured at each bus timepoint for every trip; buses departing timepoints within 0-5 minutes of the scheduled time are considered to be "on-time." Trolley trips arriving at their end terminal within 0-5 minutes of the scheduled time are considered to be "on-time." OTP is measured by service change period in order to show the results of scheduling changes. MTS' goal for on-time performance is 85% for Urban Frequent and Rapid bus routes, and 90% for Trolley and all other bus route categories. Each route is continually evaluated to determine if performance below the target is a result of issues that MTS controls, such as driver performance or scheduling, or situations outside MTS' direct control, such as construction, traffic congestion, and passenger issues. **Performance of fixed bus routes is heavily impacted by construction, stop signs and stop lights, and traffic when they travel through high density corridors.**

Route Categories	Service Change Period					GOAL
	June 2017	Sept. 2017	Jan. 2018	June 2018	Sept. 2018	
Urban Frequent	81.9%	81.6%	83.0%	84.1%	82.5%	85.0%
Urban Standard	85.9%	84.3%	86.0%	85.4%	84.8%	90.0%
Rapid	85.9%	84.7%	84.6%	84.9%	83.3%	85.0%
Express	83.9%	82.1%	81.6%	81.2%	78.2%	90.0%
Circulator	79.5%	90.3%	83.4%	84.7%	87.5%	90.0%
Premium/Rapid Express	80.9%	85.4%	87.3%	87.9%	83.9%	90.0%
Rural	N/A	N/A	N/A	N/A	N/A	
Demand-Resp. (MTS Access)	N/A	N/A	N/A	N/A	N/A	
Light Rail (Blue, Orange, Green)	93.0%	94.1%	95.7%	94.5%	95.3%	90.0%
Light Rail (Silver)	93.0%	94.2%	95.3%	98.3%	98.6%	90.0%
System On-Time Performance	83.5%	82.9%	84.1%	84.7%	83.4%	

NOTES: Overall, on-time performance improved slightly from June 2017 to June 2018, and from September 2017 to September 2018. However, all bus modes continue to be challenged to meet their goals, with increased traffic, and a number of significant road and pipeline construction projects causing detours and delays.

OBJECTIVE | Develop a Sustainable System

The following measures are used to ensure that transit resources are deployed efficiently and do not exceed budgetary constraints. These resources may be increased over the budgeted amounts in order to respond to heavy passenger loads, special events, or unplanned detours due to construction or route changes. They may be lower than budgeted if underperforming services are reduced, or if not all of the planned capacity is required to meet the ridership demand.

Scheduled In-Service Hours (Weekly Total)

Operator	Sept 2017	Sept 2018	# Diff	% Diff
MTS Directly-Operated Bus	12,872	12,839	(33)	-0.3%
MTS Contracted Fixed-Route Bus	15,060	15,833	773	5.1%
MTS Rail	3,028	3,036	7	0.2%
System	30,961	31,708	747	2.4%

NOTES: The first six months of FY 2019 saw an increase in hours on the contracted bus side due to Transit Optimization Plan changes. Scheduled in-service hours on the directly-operated bus and rail services were largely flat year-over-year.

Scheduled In-Service Miles (Weekly Total)

Operator	Sept 2017	Sept 2018	# Diff	% Diff
MTS Directly-Operated Bus	187,843	188,955	1,111	0.6%
MTS Contracted Fixed-Route Bus	204,892	213,902	9,010	4.4%
MTS Rail	59,304	60,085	782	1.3%
System	452,039	462,942	10,903	2.4%

NOTES: The first six months of FY 2019 saw an increase in miles on the contracted bus side due to Transit Optimization Plan changes. Scheduled in-service hours on the directly-operated bus and rail services were largely flat year-over-year.

San Diego Metropolitan Transit System
POLICY 42 PERFORMANCE MONITORING REPORT
FY 2019: JULY 2018 - DECEMBER 2018
Page 4 of 4

Scheduled Weekday Peak-Vehicle Requirement

This measure shows the maximum number of vehicles that are on the road at any one time (a weekday peak period) in order to provide the levels of service that have been scheduled.

Operator	Sept 2017	Sept 2018	% Change FY17-FY18
MTS Directly-Operated Bus	232	221	(11)
MTS Contracted Fixed-Route Bus	281	297	16
MTS Rail	97	97	-

NOTES: Trolley's peak car requirement remained consistent. Changes made for the Transit Optimization Plan and the new South Bay Rapid 225 increased contracted bus services. Also, the TOP reduced underperforming peak services and reallocated hours to midday on higher productivity routes, resulting in a decrease in the **peak** bus requirement while the overall hours remained fairly flat.

Scheduled In-Service Speed (MPH) (Weekday)

Operator	Sept 2017	Sept 2018	% Change FY17-FY18
MTS Directly-Operated Bus	14.6	14.7	0.7%
MTS Contracted Fixed-Route Bus	13.6	13.5	-1.3%
MTS Rail	18.1	18.2	0.6%

NOTES: In-service speeds have remained relatively flat year-over-year.

Scheduled In-Service Miles/Total Miles (Weekday)

The 'in-service miles per total miles' ratio is only calculated for MTS in-house operations, as contractors are responsible for bus and driver assignments (runcutting) for MTS Contract Services.

Operator	Sept 2017	Sept 2018	% Change FY17-FY18
MTS Directly-Operated Bus	84.3%	87.1%	3.3%
MTS Contracted Fixed-Route Bus	N/A	N/A	N/A
MTS Rail	99.3%	99.2%	-0.1%

NOTES: MTS Bus improved 3.3%, indicating a more efficient use of buses.

Scheduled In-Service Hours/Total Hours (Weekday)

As with the mileage statistic, 'in-service hours' per total hours are only calculated for MTS in-house operations.

Operator	Sept 2017	Sept 2018	% Change FY17-FY18
MTS Directly-Operated Bus	75.4%	76.1%	0.9%
MTS Contracted Fixed-Route Bus	N/A	N/A	N/A
MTS Rail (Layover Included)	99.1%	98.9%	-0.2%

NOTES: Efficiency of scheduling has kept the ratio generally consistent over time.

FY 2019 (JULY-DECEMBER) ANNUAL ROUTE STATISTICS									
Route	Cat	Jurisdiction	Semi-Annual Passengers	Avg. Weekday Passengers	Passengers/ Revenue Hour	Cost Per Passenger	Average Fare	Subsidy per Passenger	Farebox Recovery
Blue	LRT	SD,NC,CV	9,236,825	57,376	307.5	\$ 1.54	\$ 1.11	\$ 0.43	72.0%
Orange	LRT	SD,LG,LM,EC	4,277,848	26,465	172.4	\$ 2.75	\$ 1.11	\$ 1.64	40.4%
Green	LRT	SD,LM,EC,ST	5,541,093	32,466	172.5	\$ 2.75	\$ 1.11	\$ 1.64	40.4%
Silver	LRT	SD	10,794	85	21.9	\$ 21.64	\$ 1.06	\$ 20.58	4.9%
1	Freq	SD,LM	557,299	3,642	22.4	\$ 2.55	\$ 1.01	\$ 1.54	39.7%
2	Freq	SD	427,093	2,761	24.3	\$ 4.89	\$ 0.97	\$ 3.92	19.8%
3	Freq	SD	801,834	5,326	30.5	\$ 1.65	\$ 1.04	\$ 0.61	63.0%
4	Std	SD	341,246	2,169	29.0	\$ 4.09	\$ 0.95	\$ 3.14	23.2%
5	Freq	SD	375,817	2,556	29.8	\$ 1.69	\$ 1.01	\$ 0.67	60.1%
6	Freq	SD	187,677	1,158	20.4	\$ 5.80	\$ 0.97	\$ 4.84	16.6%
7	Freq	SD	1,095,497	6,647	28.6	\$ 4.14	\$ 0.95	\$ 3.20	22.8%
8	Freq	SD	243,755	1,281	24.1	\$ 4.93	\$ 0.93	\$ 4.00	18.9%
9	Freq	SD	193,175	1,092	22.2	\$ 5.35	\$ 0.93	\$ 4.43	17.3%
10	Freq	SD	601,053	3,906	30.1	\$ 3.94	\$ 0.97	\$ 2.97	24.6%
11	Freq	SD	359,405	2,367	19.0	\$ 6.24	\$ 0.99	\$ 5.25	15.9%
12	Freq	SD	569,227	3,735	26.3	\$ 4.52	\$ 0.95	\$ 3.57	20.9%
13	Freq	SD,NC	910,593	5,936	30.4	\$ 3.90	\$ 0.93	\$ 2.97	23.8%
14	Circ	SD,LM	25,479	199	7.9	\$ 6.48	\$ 1.12	\$ 5.36	17.3%
18	Circ	SD	12,976	107	9.9	\$ 5.20	\$ 0.98	\$ 4.21	18.9%
20	Exp	SD	272,726	1,834	15.7	\$ 7.57	\$ 0.95	\$ 6.62	12.5%
25	Circ	SD	28,982	228	9.3	\$ 5.53	\$ 1.01	\$ 4.52	18.3%
27	Std	SD	105,905	771	13.8	\$ 4.07	\$ 1.06	\$ 3.01	26.0%
28	Std	SD	177,919	1,145	27.2	\$ 1.62	\$ 1.00	\$ 0.63	61.4%
30	Freq	SD	779,545	5,066	22.2	\$ 5.35	\$ 0.96	\$ 4.38	18.0%
31	Std	SD	57,649	450	23.3	\$ 5.08	\$ 0.95	\$ 4.13	18.8%
35	Std	SD	293,504	1,822	25.8	\$ 1.53	\$ 0.97	\$ 0.56	63.7%
41	Freq	SD	534,512	3,582	30.1	\$ 3.94	\$ 0.99	\$ 2.95	25.2%
44	Freq	SD	524,670	3,444	28.2	\$ 4.21	\$ 0.95	\$ 3.26	22.7%
50	Exp	SD	75,042	589	19.7	\$ 6.02	\$ 0.97	\$ 5.05	16.0%
60	Exp	SD	41,622	327	25.5	\$ 4.65	\$ 0.95	\$ 3.70	20.5%
83	Circ	SD	13,724	110	8.5	\$ 6.02	\$ 1.33	\$ 4.69	22.1%
84	Circ	SD	13,122	101	8.7	\$ 5.87	\$ 0.92	\$ 4.95	15.7%
88	Circ	SD	38,967	281	16.6	\$ 3.09	\$ 1.08	\$ 2.01	35.0%
105	Std	SD	131,686	872	18.7	\$ 6.33	\$ 0.96	\$ 5.37	15.1%
110	Exp	SD	18,683	146	20.7	\$ 5.73	\$ 1.00	\$ 4.72	17.5%
115	Std	SD,LM,EC	105,844	735	13.5	\$ 5.64	\$ 1.06	\$ 4.58	18.9%
120	Freq	SD	358,154	2,306	20.9	\$ 5.66	\$ 0.94	\$ 4.72	16.7%
150	Exp	SD	396,425	2,946	32.6	\$ 3.64	\$ 1.01	\$ 2.63	27.8%
201/202^	Rapid	SD	1,025,913	7,016	50.7	\$ 2.34	\$ 1.08	\$ 1.26	46.2%
204^	Rapid	SD	34,428	271	16.6	\$ 7.13	\$ 1.05	\$ 6.08	14.8%
215^	Rapid	SD	977,403	5,912	31.4	\$ 3.77	\$ 0.96	\$ 2.82	25.3%
225^	Rapid	CV	23,587	284	16.0	\$ 10.38	\$ 0.54	\$ 9.85	5.2%
235^	Rapid	SD,Escdo	760,116	4,991	22.8	\$ 5.19	\$ 0.93	\$ 4.26	17.9%
237^	Rapid	SD	133,320	1,049	22.7	\$ 5.21	\$ 1.04	\$ 4.17	20.0%
280	RpEx	SD,Escdo	56,428	443	19.6	\$ 11.98	\$ 4.30	\$ 7.68	35.9%
290	RpEx	SD	82,512	649	27.6	\$ 7.56	\$ 4.26	\$ 3.30	56.3%
701	Freq	CV	284,680	2,044	22.1	\$ 2.90	\$ 0.95	\$ 1.95	32.8%
704	Std	CV	231,646	1,636	22.1	\$ 3.17	\$ 0.95	\$ 2.22	30.0%
705	Std	CV	130,523	950	23.5	\$ 2.46	\$ 0.93	\$ 1.53	37.8%
707	Std	CV	18,945	149	12.3	\$ 5.50	\$ 0.90	\$ 4.60	16.4%
709	Freq	CV	475,122	3,386	33.2	\$ 2.18	\$ 0.92	\$ 1.26	42.1%
712	Freq	CV	364,092	2,590	29.0	\$ 2.27	\$ 0.95	\$ 1.32	41.9%
815	Freq	EC	208,533	1,369	24.0	\$ 1.92	\$ 1.03	\$ 0.89	53.6%
816	Std	EC,Cty	62,740	493	12.8	\$ 4.79	\$ 1.05	\$ 3.73	22.0%
832	Std	ST	17,805	118	11.7	\$ 4.83	\$ 1.06	\$ 3.77	22.0%
833	Std	EC,ST	56,047	373	14.7	\$ 3.48	\$ 0.98	\$ 2.50	28.1%
834	Std	ST	9,286	78	9.8	\$ 7.24	\$ 1.05	\$ 6.18	14.5%
838	Std	Cty	51,905	320	10.1	\$ 5.10	\$ 0.95	\$ 4.15	18.7%
848	Std	EC,Cty	187,594	1,232	23.6	\$ 2.59	\$ 1.03	\$ 1.57	39.6%
851	Circ	LM,Cty	31,118	250	17.8	\$ 2.88	\$ 0.97	\$ 1.91	33.6%
852	Std	SD,LM	150,613	950	15.6	\$ 3.67	\$ 1.06	\$ 2.60	29.0%
854	Std	SD,LM	58,613	461	20.0	\$ 3.45	\$ 1.07	\$ 2.38	31.1%
855	Std	LM,Cty	111,242	763	24.3	\$ 2.45	\$ 1.01	\$ 1.44	41.3%

FY 2019 (JULY-DECEMBER) ANNUAL ROUTE STATISTICS									
Route	Cat	Jurisdiction	Semi-Annual Passengers	Avg. Weekday Passengers	Passengers/ Revenue Hour	Cost Per Passenger	Average Fare	Subsidy per Passenger	Farebox Recovery
856	Std	SD, LG, Cty	271,203	1,900	22.1	\$ 3.06	\$ 1.04	\$ 2.02	34.0%
864	Std	EC, Cty	146,119	918	18.8	\$ 2.88	\$ 1.02	\$ 1.86	35.3%
872	Exp	EC	21,261	171	12.8	\$ 3.39	\$ 1.06	\$ 2.33	31.4%
874/875	Std	EC	188,226	1,260	21.9	\$ 2.78	\$ 1.04	\$ 1.74	37.3%
888	Rural	EC, Cty	1,124	18	3.9	\$ 48.92	\$ 2.05	\$ 46.87	4.2%
891	Rural	EC, Cty	759	27	4.7	\$ 37.37	\$ 2.88	\$ 34.48	7.7%
892	Rural	EC, Cty	402	14	3.0	\$ 61.82	\$ 3.68	\$ 58.15	5.9%
894	Rural	EC, Cty	40,538	319	18.8	\$ 8.34	\$ 2.34	\$ 6.00	28.1%
901	Freq	SD, IB, Cor	402,887	2,567	19.6	\$ 4.46	\$ 0.93	\$ 3.53	20.9%
904*	Circ	Cor	117,878	607	23.4	\$ 1.24	\$ 0.06	\$ 1.18	4.8%
905	Std	SD	236,091	1,640	31.4	\$ 3.02	\$ 0.80	\$ 2.22	26.4%
906/907	Freq	SD	1,031,924	6,584	43.9	\$ 1.00	\$ 0.82	\$ 0.18	82.4%
909	Circ	SD	22,501	175	13.0	\$ 6.22	\$ 0.72	\$ 5.51	11.5%
916/917	Std	SD, LG	80,424	566	13.9	\$ 5.06	\$ 1.04	\$ 4.02	20.5%
921	Std	SD	123,722	821	15.5	\$ 3.73	\$ 1.08	\$ 2.65	28.9%
923	Std	SD	106,699	840	15.9	\$ 3.69	\$ 0.95	\$ 2.74	25.6%
928	Std	SD	143,511	1,036	18.6	\$ 3.58	\$ 1.07	\$ 2.51	29.8%
929	Freq	SD, CV, NC	1,074,389	6,942	34.1	\$ 1.87	\$ 0.97	\$ 0.90	52.1%
932	Freq	SD, CV, NC	574,863	3,868	28.4	\$ 2.19	\$ 0.94	\$ 1.25	43.1%
933/934	Freq	SD, IB	821,406	5,447	28.7	\$ 2.66	\$ 0.95	\$ 1.71	35.8%
936	Std	SD, LG, Cty	239,891	1,411	22.9	\$ 2.42	\$ 1.02	\$ 1.40	42.3%
944	Std	SD, PW	30,949	226	8.0	\$ 6.42	\$ 1.03	\$ 5.39	16.0%
945	Std	SD, PW	62,580	455	10.4	\$ 4.93	\$ 1.01	\$ 3.92	20.4%
945A	Std	PW	6,703	55	13.9	\$ 3.68	\$ 0.99	\$ 2.69	27.0%
950	Exp	SD	202,864	1,383	53.4	\$ 2.17	\$ 0.78	\$ 1.39	35.9%
955	Freq	SD, NC	667,013	4,335	27.4	\$ 2.17	\$ 0.99	\$ 1.19	45.3%
961	Freq	SD, NC	305,065	1,975	26.0	\$ 2.52	\$ 0.97	\$ 1.56	38.3%
962	Freq	SD, NC, Cty	257,724	1,650	19.9	\$ 3.26	\$ 0.98	\$ 2.28	30.0%
963	Std	SD, NC	82,492	543	17.4	\$ 3.00	\$ 0.97	\$ 2.04	32.2%
964	Circ	SD	67,148	520	12.9	\$ 3.96	\$ 0.98	\$ 2.98	24.8%
965	Circ	SD	26,654	196	11.4	\$ 4.52	\$ 1.07	\$ 3.44	23.7%
967	Std	SD, NC	20,408	167	11.4	\$ 4.49	\$ 1.03	\$ 3.46	22.9%
968	Std	NC	25,499	200	12.2	\$ 5.24	\$ 0.96	\$ 4.29	18.2%
972**	Circ	SD	16,274	128	23.9	\$ 2.60	\$ 1.02	\$ 1.58	39.2%
973**	Circ	SD	8,963	71	13.0	\$ 4.78	\$ 0.98	\$ 3.81	20.4%
978**	Circ	SD	8,061	64	12.4	\$ 5.01	\$ 0.98	\$ 4.03	19.5%
979**	Circ	SD	8,316	70	13.2	\$ 4.69	\$ 0.98	\$ 3.71	20.8%
992	Freq	SD	214,334	1,222	19.4	\$ 2.62	\$ 0.84	\$ 1.78	32.2%
Access	D.R.	ALL	250,524	2,106	2.1	\$ 41.27	\$ 5.55	\$ 35.72	13.5%
TOTAL			43,188,967	2,811	37.5	\$ 3.11	\$ 1.07	\$ 2.05	34.2%

Route Category	Annual Passengers	Avg. Weekday Passengers	Passengers/ Revenue Hour	Cost Per Passenger	Average Fare	Subsidy per Passenger	Farebox Recovery
Urban Frequent	15,494,842	100,606	27.1	\$ 3.23	\$ 0.95	\$ 2.27	29.6%
Urban Standard	3,792,986	25,851	19.2	\$ 3.52	\$ 0.99	\$ 2.52	28.3%
Rapid ^	2,954,767	19,425	31.4	\$ 3.80	\$ 0.99	\$ 2.80	26.2%
Express	1,007,362	7,224	25.4	\$ 4.66	\$ 0.94	\$ 3.72	20.2%
Circulator	440,163	3,064	13.7	\$ 3.63	\$ 0.75	\$ 2.88	20.8%
Premium/Rapid Express	138,940	1,092	23.6	\$ 9.36	\$ 4.28	\$ 5.08	45.7%
Rural ^^	42,823	337	15.6	\$ 10.42	\$ 2.36	\$ 8.07	22.6%
Fixed Bus Subtotal	23,871,883	157,599	25.3	\$ 3.46	\$ 0.98	\$ 2.48	28.4%
Light Rail (B,O,G)	19,055,766	116,307	219.1	\$ 2.17	\$ 1.11	\$ 1.05	51.3%
Light Rail (Silver)	10,794	85	21.9	\$ 21.64	\$ 1.06	\$ 20.58	4.9%
Light Rail Subtotal	19,066,560	116,392	218.0	\$ 2.18	\$ 1.11	\$ 1.07	51.0%
ALL Fixed-Route	42,938,443	273,991	41.7	\$ 2.89	\$ 1.04	\$ 1.85	36.0%
Demand Response ^^^	250,524	1,774	2.1	\$ 41.27	\$ 5.55	\$ 35.72	13.5%
System Total	43,188,967	275,765	37.6	\$ 3.11	\$ 1.07	\$ 2.05	34.2%

* City of Coronado subsidized fares for summer service on Route 904.

^ SANDAG reimburses MTS for the net operating cost using TransNet funds for Routes 201-237.

^^ Routes 888, 891, 892, and 894 receive federal rural operating subsidy.

^^^ Demand Response includes MTS Access and ADA Taxi trips.

SD=San Diego, NC=National City, CV=Chula Vista

EC=El Cajon, ST=Santee, PW=Poway

Cor=Coronado, Cty=County, Escdo=Escondido



1255 Imperial Avenue, Suite 1000
San Diego, CA 92101-7490
(619) 231-1466 • FAX (619) 234-3407

Agenda Item No. 47

MEETING OF THE SAN DIEGO METROPOLITAN TRANSIT SYSTEM BOARD OF DIRECTORS

March 21, 2019

SUBJECT:

REPORT ON AD HOC BALLOT MEASURE COMMITTEE ACTIVITIES (PAUL
JABLONSKI, SHARON COONEY, MARK OLSON)

INFORMATIONAL ONLY

Budget Impact

None.

DISCUSSION:

The Board created an Ad Hoc Ballot Measure Committee in March 2018. Since then the Committee has met several times, and a Community Survey has been conducted. Staff will provide a report on the results of the Community Survey.

/s/ Sharon Cooney for _____
Paul C. Jablonski
Chief Executive Officer

Key Staff Contact: Sharon Cooney, 619.557.4513, sharon.cooney@sdmts.com





Elevate SD 2020

Elevate SD

Public Participation Plan

Draft 3/19/19

Overview	2
Introduction	5
MTS' Commitment to Public Participation	6
Public Engagement	8
MTS' Ad-Hoc Ballot Committee	9
Working Groups	10
Community Advisory Committee	11
Community Collaboration	13
Survey Research	14
Underserved Communities	14
Social Media	15
Webpage	16
Direct Mail	17
Paid Advertising	17
Promote Progress to Help Engage the Public	18
Staff and Outside Consultants	18
Public Engagement Tactics	19
Appendices	23
Appendix A: Community Advisory Committee Charter	24
Appendix B: List of Community Advisory Committee Organizations	26
Appendix C: Timeline of Activities	27
Appendix D: Sample Ballot Measure Webpages	28
Appendix E: Sample Advertising Strategy	31
Appendix F: List of Staff and Outside Consultants	32



Overview

Public Participation Plan

Elevate SD: A Public Participation Plan The Opportunity

The San Diego region is at a rare juncture: a time and place where many leaders want to elevate the role of public transit as an integral component of a bold “next-gen” growth strategy.

If there is one thing we can all agree upon, it’s that San Diego is a paradise. But that didn’t happen by chance. Not so long ago, Mission Bay was a swampy lagoon, Balboa Park and the Zoo were just sage brush-covered mesas, downtown was more notorious than famous, our universities were small and without international acclaim, and the great communities that make up our region were unconnected by modern transportation choices. The transformation of San Diego took incredible vision and resolve. Today San Diego is not just a destination for visitors taking advantage of our natural beauty and weather; it is home for some of the world’s greatest minds and the most forward-thinking industries. It is a San Diego in which we all take exceptional pride.

Emerging leaders in our region recognize, however, that our strategies need renewal. Land is no longer abundant for single-family homes. Freeways are as wide as they can get. Housing prices are unattainable for most. And the relatively low investment in public transportation over the years is catching up with us.

Elevate SD is all about building consensus for a new vision to solve our housing and mobility challenges. It’s about embracing new technology, new thinking about density, and new ideas about how all modes of transit can be woven together into a linked experience. Elevate SD will develop solutions to help our region meet goals for air quality, climate action plans, and housing affordability. It will focus on underserved communities. Ultimately, it will produce a blueprint for the next **40 years** that establishes public transit as an essential investment to help preserve our paradise.

This is a big vision and it can only be achieved through consensus. So, more than anything, Elevate SD is about collaboration and recognizing ideas from all of the people and organizations that care deeply about our future. Working together through a deliberative and engaging process, Elevate SD will change the way San Diego moves.

Background

In October 2017, Gov. Jerry Brown signed Assembly Bill 805 (Gonzalez Fletcher), which gave the Metropolitan Transit System (MTS) the authority to propose to voters to raise revenue up to 1/2 –cent sales tax for transit-related projects. This is significant in that it allows MTS to pursue a tax increase only within its service area, which is traditionally more favorable for transit investments than other areas around the county. This increases the chances that the sales tax measure can clear the high hurdle of 66.67% voter approval.

Currently MTS operates almost 100 bus routes and three Trolley lines on 53 miles of double-tracked railway. Every weekday, 300,000 passenger trips are taken on MTS bus and Trolley services in 10 cities and unincorporated areas of the county. In FY 2018, MTS served more than 86 million riders. Year after year, passengers give a 90+% approval rating to the agency’s service. Additionally, when compared against other peer agencies, MTS is one of the most efficient in terms of operation. Over the last decade, MTS has also increased the number and level of services. It has been made possible through the investment of TransNet, State and Federal funding. Projects include:

- The Mid-Coast Trolley extension is under construction (estimated completion 2021)
- Next Generation Fare Collection system (estimated completion 2021)

- Electric bus pilot program (July 2019)
- South Bay Rapid (January 2019)
- New Rapid Centerline Stations on SR-15 (2018)
- Trolley Renewal – total renovation of the UC San Diego Blue Line and most of the Orange Line (2015)
- Modernized fleet of low-floor Trolley cars throughout the trolley system that has improved on-time performance and reliability (2016)
- Smartphone ticketing (2017)
- Eco-friendly propane-powered buses (2016)
- Rapid 215 and Rapid 235 (2014)

Many of these projects are the result of the current half-cent local TransNet sales tax. Most of these funds are now committed to existing projects. If public transit is to continue its growth, a new source of local funds must be identified, which can then be leveraged to receive funding matches from state and federal sources.

MTS (and its previous operating entities) has a long history in San Diego. It was established in 1885, almost 135 years ago. At the turn of the 19th century it operated an extensive system of electric trolleys. Following a national trend, trolleys were abandoned for buses in 1949. But in 1981, MTS led the renaissance of light rail development with the first modern system in the United States. Today, the MTS system works for hundreds of thousands of people every day. Primarily, it serves the transportation needs of residents who need it the most, with more than 70% of its riders saying they have no other choice.

The challenge moving forward is to invest in transit options that allow San Diego to take its next big step in its evolution. Together with land-use changes, the goal is to create a housing and transit linkage that allows people to enjoy San Diego without having to depend on a car. With Elevate SD, all ideas are on the table to create greater frequency, faster trips, better connections to popular destinations and to underserved communities, and new technologies to take advantage of automated vehicles and micro-transit possibilities.

To study how we can respond to the paradigm shift, in 2018 local transit leaders (the MTS Board of Directors) created an Ad-Hoc Ballot Committee to develop a framework to explore with voters in 2020.

One of the nation's leading authorities on transit planning – Transportation Management and Design – led an independent analysis of the MTS system and system improvements that are needed to attract the greatest number of additional riders. A “Transaction and Use Tax Forecast” was prepared by Avenu/Muniservices to predict potential sales tax revenue. And FM Research, a polling firm with extensive experience in the transportation arena, was hired to conduct public opinion surveys and focus groups.

Keeping the public informed of all information and direction is the mission of the MTS public involvement process. It aims to give the public ample opportunities for early and continuing participation in the development of expenditure and financing plans. It is also critical in the effort to build consensus and unified support.

This document gives an in-depth look of how MTS will engage the public in constructive dialogue regarding the development of a ballot measure to fund priority transit projects in the agency's jurisdiction. MTS is committed to an open process, with the intent to secure as much feedback as possible. Early and continuous public participation opportunities, and finding consensus on difficult decisions is paramount. MTS will employ the following strategies to encourage an open process, and will solicit public input at major milestone points including (but not limited to):

1. Initial Polling Results
2. Draft Funding and Expenditure Plans
3. Second Round of Polling Results
4. Final Funding and Expenditure Plans
5. Ballot Language/Messaging

Elevate SD will be a process filled with twists and turns, but its goal is to eliminate road blocks. We hope everyone joins us on the journey with a common mindset to be aspirational in our thinking and inclusive of all ideas. **Let's Elevate SD!**

Introduction

Public Participation Plan

Guiding Principles

Collaboration

Ballot Measure Expenditure Plan

- General Public
- Community Advisory Committee
- Working Groups
- MTS Board Ad Hoc Ballot Committee
- MTS Board of Directors

Considering and acknowledging all feedback received from members of the public, partners, and stakeholders.

Ensuring that outreach is comprehensive and accessible for diverse audiences across all regions, ethnicities, and socioeconomic groups, including the low-income and/or historically underserved communities; events and materials will be easy to read, provided in understandable formats and available in multiple languages.

Socially and Environmentally Responsible

Mindful of the social factors influencing participation (household income, education level, family composition) and conducted in an environmentally sustainable manner (minimizing waste).

Transparent and Accountable

Proactively providing complete information about the process, our commitments to the community, and the ultimate outcomes.

Strategy 1: Find Consensus; Build on What Works

Creating a positive public dialogue fosters consensus among diverse constituencies. MTS' service territory spans from Poway to San Ysidro. The transit needs among these two areas – and the areas between – varies greatly. Finding the common links between all areas in its jurisdiction that improve transit opportunities will act as a springboard for developing a list of projects linked to the ballot measure.

Strategy 2: Access to All

All San Diego residents in the MTS service territory deserve opportunities for meaningful participation regardless of disabilities or language barriers. MTS will make all written and oral communications available in languages other than English. Further, MTS will work with third-party groups – such as social service and health-based organizations – to be conduits of information to ensure public participation opportunities are presented to underserved community members.

Strategy 3: Engage in Dialogue

MTS will foster a two-way dialogue to manifest change and reach consensus by providing opportunities for the public to participate in the process. This includes opportunities to communicate through surveys, meetings, social media, emails, public events, community group presentations, places of worship and more. Additionally, MTS will document, report out and engage in conversations regarding discussion outcomes. Sharing opinions, thoughts, and ideas will help MTS' commitment to transparency and accountability.

Strategy 4: Inform MTS Board Members about Public of Areas of Agreement and Disagreement

For the full circle of communication to truly be effective, MTS Board Members must be informed and engaged about the progress of constructive dialogue. MTS staff will keep the MTS Board informed about the results of its public outreach efforts through written communications, one-on-one briefings, the Ad-Hoc Ballot Committee and Board Meetings. Staff will summarize comments for any needed action so that the Board and the public have a clear understanding of the depth and breadth of opinion on the ballot measure.

Strategy 5: Notify Public of Proposed or Final Actions

MTS will inform interested parties of outcomes, including how public meetings and constructive dialogue have helped shape the ballot measure, and have contributed to MTS' key decisions and actions. When outcomes don't correspond to the views expressed, every effort is made to explain why not. MTS will work with media and the public as conduits of information to broaden the knowledge of the community.

Public Engagement

Public Participation Plan

MTS is committed to an active public engagement process that provides comprehensive information, opportunities for public input, timely public notice and full public access to key decisions through the following methods:

MTS Ad-Hoc Ballot Committee/Board Members

Advise the MTS Board and fulfill a leadership role for Elevate SD 2020

Timeline:
Ongoing meetings/ milestones such as polling results, expenditure and financing plans

The Ad-Hoc Ballot Committee is an essential advising body for the ballot measure and will make final recommendations to the MTS Board. The Ad-Hoc Ballot Committee will be a resource for all information that flows between the general public, working groups, the Community Advisory Committee and the MTS Board. The Ad-Hoc Ballot Committee makes recommendations to the MTS Board, who will give final decisions and direction to staff on moving forward with a ballot measure, the expenditure plan, the financing plan, and the public participation plan.

It is essential for the MTS Ad-Hoc Ballot Committee and Board Members to lead from the front on the ballot measure to maximize public engagement. A recent (2016) successful transit-related ballot measure in Los Angeles (Measure M) was centered on building a bipartisan coalition of leaders from all corners of LA Metro's jurisdiction, many of which sat on the agency's Board of Directors.

MTS Board Members must be a major factor for direct public engagement in the following ways:

- Building consensus with key groups that may not agree on aspects to the ballot measure development process
- Contact individuals directly on a case-by-case basis regarding the ballot measure
- Assisting with public outreach through existing channels such as social media and e-newsletters about upcoming opportunities to participate in the ballot measure's planning.
- Sharing information at community functions (i.e. fairs, parades, town halls, etc.)
- Proactively sharing information with the media (i.e. participate in media interviews)
- Participating on panel discussions
- Providing updates at community meetings

Working Groups

Convene meetings and working groups with key stakeholders to provide input and advise the Ad-Hoc Ballot Committee at milestone points for the ballot measure

Timeline:

Ongoing meetings

March 2019 - March 2020

MTS will convene working groups (both formal and informal) to solicit guidance and drive consensus on a ballot measure. The makeup and meetings of the working groups will vary, but will generally represent macro-level constituencies (i.e. universities, labor, military, developers). These will be fluid groupings and opportunities may exist to develop sub-groupings for better cohesion (i.e. East County City Leaders). General grouping and basic educational tactics include:

Business/Military Working Group

- Work through the San Diego Regional Chamber of Commerce to set up workshops for businesses
- Share ballot measure information at the San Diego Military Advisory Council Board of Directors Meeting and request guidance on project priorities

Construction Trade Working Group

- Brief construction company leaders that may be likely to work on MTS/SANDAG construction projects

Accessibility Working Group

- Work through the MTS Accessibility Services Advisory Committee to set up workshops as part of committee meetings or stand-alone separate meetings

Labor Working Group

- Work through the San Diego & Imperial Counties Labor Council AFL-CIO and others to identify key people/organizations and set up meetings and round-table discussions

Education Working Group

- Identify high-level decision-makers (i.e. Chancellors, Presidents and Superintendents) at major educational institutions in San Diego that should be informed and set up a working group meeting

City Leadership Working Group

- Set up meetings that bring leaders from all cities in MTS' jurisdiction to understand priorities and build consensus on projects

Environmental Working Group

- Identify key stakeholders and hold standing meetings at milestone points

Community Advisory Committee

Convene a Community Advisory Committee with a diverse and representative group of stakeholders from throughout the MTS service area to provide input and advise the Ad-Hoc Ballot Committee at milestone points for the ballot measure (i.e. polling results, draft financing and expenditure plans).

Timeline:

**Ongoing Meetings
March 2019 – April 2020**

Overview

MTS will convene a Community Advisory Committee (CAC) to provide guidance and work toward community consensus on a ballot measure. The committee will generally represent small constituencies that have a grass-roots presence in communities and include representation from the MTS service territory. See page 26 for a list of prospective members.

This committee will work with MTS to:

- Identify transit priorities that will inform the development of proposed expenditure and financing plans
- Provide input on draft expenditure and financing plans
- Assist with public outreach by sharing information with their respective constituencies
- Work cooperatively with other committee members during deliberations to understand transit needs on a regional basis
- Understand alternative points of view
- Develop consensus to deliver a final plan to the voters for consideration

A mission statement and principles of participation charter has been included in Appendix A to help guide the CAC.

Work Plan

The CAC will meet up to five times to review information and provide input to MTS and the Ad-Hoc Ballot Committee on key elements that will lead to the development of a final ballot measure. The meetings will be facilitated by a neutral, third-party facilitator and will include a combination of information sharing, small group activities and discussions, and facilitated conversations of the whole committee. Each meeting will be hosted in a different area of the MTS service area.

- **Meeting #1: Poll Results and Transit Service Priorities**
MTS will share results about the recent poll conducted. Through group activities and discussion, the CAC will be asked to provide input about their vision for transit service in the region and the criteria that will be used to determine priority projects.
- **Meeting #2: Draft Project concepts and financing options**
MTS will present foundational information to the CAC about potential funding sources and priority projects. The CAC will review preliminary project concepts and be asked to work in groups to create their own version of a funding and expenditure plan.

- **Meeting #3: Poll #2 Results and Project Concept Refinements**
MTS will share results of the second public opinion poll. Using this information and the input received during the discussion and activities from Meeting #2, the CAC will be asked to provide input on a refined draft expenditure plan.
- **Meeting #4: Final Expenditure Plan**
MTS will present the final version of the expenditure plan for review and final comments. The CAC will see and understand how their input helped to inform the development of the final plan.
- **Meeting #5: Developing the Ballot Statement**
Once a funding and expenditure plan is developed, MTS will present a draft ballot statement to the CAC. CAC members will work together to provide input on the ballot statement to ensure that it reflects key themes and priorities that have been identified by the committee.



Community Collaboration

Conduct robust public outreach to maximize public participation/feedback on the draft ballot measure expenditure and final expenditure and financing plan, and notify the public about outcomes.

Timeline:

June – August 2019

January – March 2020

Tactics will include:

- 50-100 community events (high-traffic, notable community events)
- 15-30 pop-up events at transit centers
 - Focus on busiest transit centers and disadvantaged communities
- 30 media events to share notable outcomes, such as:
 - Release of draft expenditure plan/encourage public feedback on plan
 - Release final expenditure
 - Ballot measure language finalized
 - Announcing decision to go to the ballot
 - Editorial Roundtable with San Diego Union Tribune
 - KPBS Mid-Day Interview
 - KUSI in-studio interview
 - Voice of San Diego podcast
- Active social media presence
- Rider Insider emails
 - 7,000+ distribution list
- MTS Express notice
 - On-board newsletter is circulated on 800 buses and 128 Trolleys (40,000+ distribution)
- Interactive map on dedicated webpage (see Item H)
- Digital advertising/promotion (see Item J)
- Toolkits for city governments to share information with constituencies (i.e. posting information to websites, sharing Facebook and Twitter posts)

Survey Research

One of the key calls to action for the community outreach will be to ask the public to participate in a survey in order to collect feedback on the draft expenditure and financing plans.

Timeline:

June – August 2019

MTS used a similar strategy for the Transit Optimization Plan (2016-2017) and Comprehensive Operational Analysis (2004-2006). Surveys will help determine broader themes and project priorities for residents

- Survey questions and/or an interactive web tool would be created by MTS and approved by the Ad-Hoc Ballot Committee
- Survey would be based on the projects in the draft expenditure and financing plan
- Project ranking options will be available
- MTS will accept surveys in multiple languages in both paper and electronic form
- MTS will create a dedicated webpage for people fill out the survey, study project information, etc.
 - Anticipated to collect between 2,000 – 5,000 survey responses

Underserved Communities

Ensure disadvantaged communities are given ample opportunity to participate in the MTS ballot measure development process.

Timeline:

Ongoing/milestones such as polling results, expenditure plans

To develop broad consensus and maximize information sharing, MTS must ensure disadvantaged community members are given ample opportunities to participate in the ballot measure development process. Approximately 70% of MTS passengers are transit-dependent and any changes to service will impact this audience more so than other members of the public. Strategies for engaging this audience will include:

- Collaborate with social service agencies and other non-profit organizations that directly serve low-income individuals and families to share ballot measure information
- Enter into paid contracts with non-partisan community-based organizations in low-income and minority communities for targeted outreach to gather feedback
- Produce all materials in English and Spanish, and other languages upon request
- Use visualization techniques such as maps and graphics to illustrate ballot measure information, choices being debated, etc.
- Focus outreach efforts along transit corridors serving low-income and disadvantaged communities
- Supplement other communications with direct mail strategies for 55+ audiences and low-income families negatively impacted by the digital divide

Social Media

Use social media to communicate important information about the ballot measure to stakeholders and the public.

Timeline:

Ongoing/milestones such as polling results, expenditure plans

MTS has a robust Facebook (10,000 + followers) and Twitter (7,000 followers) presence that can be used to engage the public about important ballot measure milestones. It's also a good platform to share real-time information as it becomes available (i.e. press releases, survey results, meeting outcomes). MTS regularly engages with the public on social media and organically generated 7.3 million impressions in FY 2018. MTS manage its own social media accounts and can seamlessly integrate ballot measure information into its portfolio. The social media presence will grow at specific milestones, and some of the early action items will include:

- Develop a social media posting schedule informing the public about expenditure plan concepts (i.e. 24-hour rail service, better bus frequency on popular routes, safety enhancements)
- Share milestone information (i.e. draft expenditure plan survey results)
- Facebook Live during Community Advisory Committee meetings
- Boost social media posts to cast a wider net beyond organic followers
 - Micro-target to specific zip codes and other desired demographic info such as age and education level



Webpage

Centralize all ballot measure information on a dedicated webpage on the MTS website

Timeline:

Ongoing: March 2019 – November 2020

There is a lot of important data that MTS must share with the public. A dedicated webpage will serve as the agency's information hub and contain all of the details that support other outreach channels, such as fact sheets, flyers, newsletters, emails and social media. The ballot measure webpage will allow access any day at any time, from any device.

- Interactive mapping features that allow participants to create their own expenditure and financing plans
- Basic project information
- Financing plans
- Expenditure plans
- Survey results
- Event information
- Downloadable material
- Meeting recaps
- Videos, photos, graphics, artwork, etc.
- Contact information

Other similar ballot measure efforts hosting their own webpages include LA Metro (Measure M), SDSU West (Measure G) and BART (Measure RR). MTS' webpage would mirror what these have done (see Appendix D for sample websites and webpages)

The webpage will be housed on the MTS website so that, if a ballot measure is approved, it can be seamlessly transitioned into a project update clearinghouse to keep the public informed about progress moving forward.

Direct Mail

Use direct mail to reach specific audiences, including the 55+ and disadvantaged communities.

Timeline:

April 2019 and March 2020

While digital public outreach (i.e. social media) is more cost-effective and efficient, direct mail can be an effective way to reach older populations that may not be digitally savvy or don't have the means to afford a computer. MTS can use direct mailers to promote participation in the expenditure plan development process (April 2019) and inform people about the contents of the measure (March 2020). Tactics can include:

- Post cards: Mail approximately 100,000 post cards to residences in the MTS service territory inviting them to join in telephone town hall meetings, take the online survey, and provide comments.
- Thank you notes: Mail thank you notes to those who participate in tele-town hall meetings
- Flyers: Send informational flyers to people about the contents of the measure at both the region and sub-regional levels once the expenditure plan is finalized

Paid Advertising

Develop and implement a strategic paid advertising strategy to support public outreach at critical times including input on the draft expenditure plan and informing the public about final plans.

Timeline:

June – August 2019

January – March 2020

To compliment the organic reach of stakeholders, MTS staff, outreach events and earned media (i.e. press conferences), paid advertising will play a central role to inform the public about milestone efforts with the ballot measure. **MTS has the internal staffing capability to develop and implement a paid advertising strategy during key milestone periods** (such as participation in a draft expenditure plan survey.)

Typical run times are anticipated for 14-30 days. A draft paid advertising strategy is included in Appendix E.

Advertising mediums considered include:

- Billboards
- Social/Digital (streaming, mobile display ads, web display ads, retargeting, geofencing, etc.)
- Radio
- Television
- Banners
- MTS vehicle wraps
- Targeted print

Promote Progress to Help Engage the Public

Capitalize on MTS on-going projects to show progress of local investment in transit.

Timeline:

July – November 2020

In addition to sharing new and highly anticipated projects, **Elevate SD 2020** also provides an opportunity to educate the public on the region's existing transit infrastructure, culture and accomplishments. A steady stream of openings and events should complement the **Elevate SD 2020** public participation program. This could include:

- Arrival of MTS' first electric buses
- Highlight profiles of existing riders (i.e. I Choose Transit)
- Delivery of new 5000-series Trolley cars
- MTS Economic Impact Report
- Honors and awards received from trade associations
- Safety enhancements
- Track repair work milestones
- 2019 Free Ride Day

Staff and Outside Consultants Dedicated to Ballot Measure

Use existing MTS Marketing staff and solicit expert outside assistance for public participation efforts

The breadth and scope of work for an effective public participation plan for the ballot measure will require 100 percent of the marketing staff to dedicate time to this project.

- Oversight
- Project Management
- Outreach
- Advertising
- Graphics
- Planning
- Social Media
- Webpage building and maintenance

Additionally, MTS will hire outside experts to assist with the implementation of the public participation plan. Specific roles are related to facilitating/managing meetings of the Community Advisory Committee, strategic messaging and staffing for general public outreach.

See Appendix F for a full list of names, titles and responsibilities for staff and consultants.

Public Engagement Methods

Public Participation Plan

MTS will use various techniques to develop and execute public outreach to keep the public informed about the ballot measure and its major decisions.

A list of participation tactics follows, and includes some tried-and-true approaches as well as an emphasis on digital engagement, based on previous public outreach conducted by MTS and what MTS staff has learned from other agencies going through similar processes.

Public Engagement Methods

- Conduct meetings, workshops and open houses at varied times of day, including evening meetings, to encourage participation
- Provide remote access to Community Advisory Committee meetings through Facebook Live
- Present to existing groups and organizations; co-host events with community groups, business associations, etc.
- Participate in existing community events
- Host meetings via telephone town halls
- Contract with community-based organizations in disadvantaged communities for targeted outreach
- Use outreach techniques such as “pop-up” events in public locales such as transit centers
- Organize small-group discussions such as focus groups with participants recruited randomly from telephone polls or recruited by stakeholder interest groups

Use of the Internet/Digital Access to Information

- Maintain dedicated webpage with updated content, interactive surveys and opportunities for comment
- Use social media to reach a larger audience
- Post video recordings of past public meetings/workshops on dedicated webpage
- Post Community Advisory Committee meeting written and display materials on dedicated webpage
- Provide access to expenditure and financing plan information (such as maps, charts, background on travel models, forecasts, census data, research reports)
- Post information in advance of public meetings

Visualization Techniques

- Maps to identify project locations
- Videos to summarize issues and meetings, and to interview key people
- Charts, illustrations, photographs
- Table-top displays and models
- Online interactive surveys, polls
- Electronic voting at Community Advisory Committee meetings
- PowerPoint slide shows

Polls/Surveys

- Printed surveys distributed at meetings, transit centers, on-board buses and trains, etc.
- For major milestones (i.e. the draft expenditure plan, ballot language development), conduct statistically valid telephone polls
- Electronic surveys via dedicated webpage
- Intercept interviews where people congregate, such as at transit centers

Online and Printed Materials

- User-friendly documents (i.e. meeting summaries/minutes)
- Outside review of publications to ensure clear, concise language
- Post cards
- Maps, charts, photographs and other visual means of displaying information

Direct Mailings/Flyers

- Work with community-based organizations to distribute flyers
- Email to targeted database lists
- Distribute “Take One” flyers to key community organizations
- Place notices on vehicles and at transit centers

Local media

- News release
- Invite reporters to media events
- Meet with editorial staff
- Opinion pieces/commentaries
- Purchase display ads
- Negotiate inserts into local printed media
- Reach out to minority media outlets to encourage printing of MTS news releases
- Secure time on radio and TV talk shows
- Public Service Announcements on radio and TV
- Develop content for local public access/cable television programming

Notify Public via

- Webpage
- Digital/print advertising
- MTS advertising (i.e. bus benches, shelters kiosks, Rider Alerts)
- Use of Rider Insider blog
- Disseminate information through partnerships with local government (i.e. cities, SANDAG), and community-based and interest organizations
- Electronic newsletters
- Social media outlets
- Local media

Techniques for Involving Low-Literacy Populations

- Emphasize with staff to be alert to and anticipate the needs of low-literacy participants in meetings, workshops, and while developing messaging
- Robust use of “visualization” techniques, including videos, maps and graphics to illustrate options, choices being debated, etc.
- Personal interviews or use of audio recording devices to obtain oral comments

Techniques for Involving Underserved Communities

- Ensure social services organizations have a strong representation on the Community Advisory Committee
- Contract with community-based organizations to share information about ballot measure activities/ milestones, and remove barriers to participation by offering such assistance as translation services, survey participation
- Rider Alert flyers on transit vehicles and at transit hubs
- Outreach in disadvantaged/low-income communities (i.e. pop-up tables at transit centers, libraries, etc.)
- Use of community and minority media outlets to announce participation opportunities (i.e. Voice and View Point, Star News)

Techniques for Involving Limited-English Proficient Populations

- Have translation professional attend Community Advisory Committee meetings to provide content in Spanish
- Train staff to be alert to, and to anticipate the needs of Limited-English-Proficient participants at meetings and workshops
- Personal interviews or use of audio recording devices to obtain oral comments in languages other than English
- Translated documents and web content on key initiatives
- Include information on meeting notices on how to request translation assistance
- On-call translators for meetings on request
- Translated news releases and outreach to alternative language media, such as radio, television, newspapers and social media
- Offer survey information and results in other languages

Techniques for Reporting on Impact of Public Comments

- Summarize key themes of public comments in staff reports to Ad-Hoc Ballot Committee and MTS Board
- Notify participants when comments are heard or survey results are reported to decision makers
- E-Newsletter articles
- Updated and interactive web content



Appendices

Public Participation Plan

Community Advisory Committee Charter

Metropolitan Transit System Ballot Measure Community Advisory Committee

Mission Statement and Principles of Participation 2019-2020

Mission Statement

The mission of the Community Advisory Committee is to advise the Metropolitan Transit System Board and its Ad-Hoc Ballot Committee on priorities for a funding package within a sustainable budget for a transit-specific ballot measure for the 2020 election cycle.

Role of Committee Members

To achieve the goals of the Community Advisory Committee, MTS is asking participants to:

- Become familiar with current and projected levels of transit service and funding in San Diego County.
- Provide feedback on the expenditure and financing plans used to develop the ballot measure.
- Identify community and transit user issues from a regional perspective.
- Assist in the review of criteria for evaluating service recommendations.
- Review proposed measures for redeveloping transit services.

Representation

Participants are being sought based upon several qualities:

- Willingness to work cooperatively with MTS and other Community Advisory Committee members.
- Commitment to regularly attend Community Advisory Committee meetings.
- Demonstrated ability to present the perspective of an organization or community potentially affected by changes to MTS transit operations while still maintaining a regional perspective.

Every Community Advisory Committee member is asked to report back to his or her respective constituency to keep them aware of the Community Advisory Committee's discussions and the issues that have been identified. MTS staff and consultants will be available to assist in this communication process, if desired.

Discussion Process

Committee members agree to abide by the following discussion process:

- All perspectives are valued.
- One person speaks at a time.
- The preferred deliberation process is collaborative problem solving.
- In cases of non-consensus, alternative perspectives will be documented.
- Community Advisory Committee members treat each other with respect.
- A neutral third-party will facilitate the meetings.

Community Advisory Committee Charter

Meeting Attendance

In order for the process to work effectively, full participation of members will be essential. Community Advisory Committee members are asked to commit to attend meetings consistently. If a Community Advisory Committee member becomes unavailable to attend a meeting, he or she may send an alternate to monitor that meeting. The alternate should be briefed by the Committee member regarding the status of prior discussions and decisions. Active participation by the alternate is permissible if the alternate does not impede the progress of the Committee.

Support

A neutral third-party facilitator will conduct all Community Advisory Committee meetings. The role of the facilitator is to ensure all perspectives are heard through a collaborative discussion process. MTS staff and consultants will provide technical and logistical support, including making presentations, answering questions, coordinating meetings and documenting meeting content. Meeting discussions may be video and/or audio taped to aid in the preparation of meeting summaries.

Community Advisory Committee Communication

To make information about the Community Advisory Committee's activities available to all interested parties, a webpage will be developed that will include meeting date information, agendas, meeting summaries and any findings or actions of the group. This webpage will be accessible from the existing MTS website.

Observers

Observers are welcome at Community Advisory Committee meetings. However, meetings are intended for the benefit of the Community Advisory Committee members to promote balanced, constructive interaction. Observers will be asked to refrain from commenting during the proceedings. There will be an opportunity for public comment at the end of each meeting.

Media

Media present, if any, will be identified for the benefit of Community Advisory Committee members. Members will be asked not to make public statements about the group's deliberations to the media that would tend to hamper constructive discussions. MTS staff and consultants will also refrain from such statements about the Committee's deliberations.

Appendix B

List of Community Advisory Committee Organizations

Able Disabled Advocacy	Rancho Penasquitos Town Council
Access to Independence	San Carlos Area Council
ARC of San Diego	San Diego 350
Balboa Park Conservancy (Visitors Center)	San Diego Center for the Blind
Casa Familiar	San Diego Climate Action Campaign
Center on Policy Initiatives	San Diego Community Health Improvement Partners
Chula Vista Community Collaborative	San Diego County Bicycle Coalition
Circulate San Diego	San Diego County Building and Construction Trades Council
City Heights CDC	San Diego Food Bank
Clairemont Town Council	San Diego LGBT Center
Community Housing Works	San Diego State Associated Students
Deaf Community Services	San Diego WIC
ElderHelp San Diego	San Ysidro Health Clinic
Endangered Habitats League	SAY San Diego
Environmental Health Coalition	Scripps Ranch Civic Association
Father Joe's Villages	SD & Imperial Counties Labor Council AFL-CIO
Greater Golden Hill CDC	Second Chance
Highway 52 Coalition	Serra Mesa Town Council
Hillcrest Town Council	Sorrento Valley Town Council
HIV Planning Council of San Diego	South Bay Community Service
La Jolla Town Council	Tierrasanta Community Council
La Mesa Conversations	UC San Diego Associated Students
Linda Vista Town Council	University City Community Association
Logan Heights Community Development Corporation	University Heights Community Development Corporation
Mid-City CAN	Urban Collaborative Project
Mira Mesa Town Council	Urban Land Institute
Oak Park Community Council	YMCA of San Diego County
Ocean Beach Town Council	
Pacific Beach Town Council	
Rancho Bernardo Community Council	

Timeline of Activities

Elevate SD 2020 Timeline

(November 2020)

	2019												2020											
	January	February	March	April	May	June	July	August	September	October	November	December	January	February	March	April	May	June	July	August	September	October	November	
Ad Hoc Ballot Measure Committee Meeting (present branding concept, PPP, Polling, TMD work update)																								
Polling Review																								
MTS Board decision to move forward with Elevate SD 2020																								
Identify Working Groups and Citizens Advisory Committee Members																								
First Citizens Advisory Committee Meeting (Poll Results and Transit Service Priorities)																								
Working Group Outreach (Cities/Business Groups)																								
Draft Expenditure Plan Development																								
Draft Financing/Cost Estimate Development																								
Public Outreach for Draft Expenditure/Financing Plans																								
Working Group Outreach (Cities/Business Groups)																								
Second Citizens Advisory Committee Meeting (Draft Expenditure and Financing Plan)																								
Focus Groups - Refined Plans																								
Second Poll - Refined Plans																								
Third Citizens Advisory Committee Meeting (Poll #2 results and Expenditure Plan refinements)																								
Final Expenditure and Financing Plan Public Outreach																								
Fourth Citizens Advisory Committee Meeting (Notify of Outcomes - Final Expenditure Plan)																								
Campaign (advocacy for measure - Not MTS)																								
Ongoing Public Information Efforts for Measure (MTS)																								
Companion Campaign (similar to Free Ride Day or Choose Transit three-month campaign)																								
Board Hearings																								
Write Ordinance Language/Board Approval																								
Fifth Citizens Advisory Committee Meeting (Developing the Ballot Statement)																								
Focus Groups: Ballot Language																								
Set Ballot Language																								
Board of Supervisors Action to Place on Ballot																								

Appendix D

Sample Ballot Measure Webpages

Bart - Measure RR

www.bart.gov/better-bart/the-plan



THE NEXT ERA ARRIVES

Thank you voters! Because nearly 70% of you voted 'yes' on Measure RR on November 8, 2016, we have \$3.5 billion in bond funding to begin our transition to a modern commuter rail system. We're rebuilding and reinvesting, with projects spanning every part of the region from the rolling hills of North Concord, to the tunnels of downtown San Francisco. We're taking on today's challenges, and moving forward together.



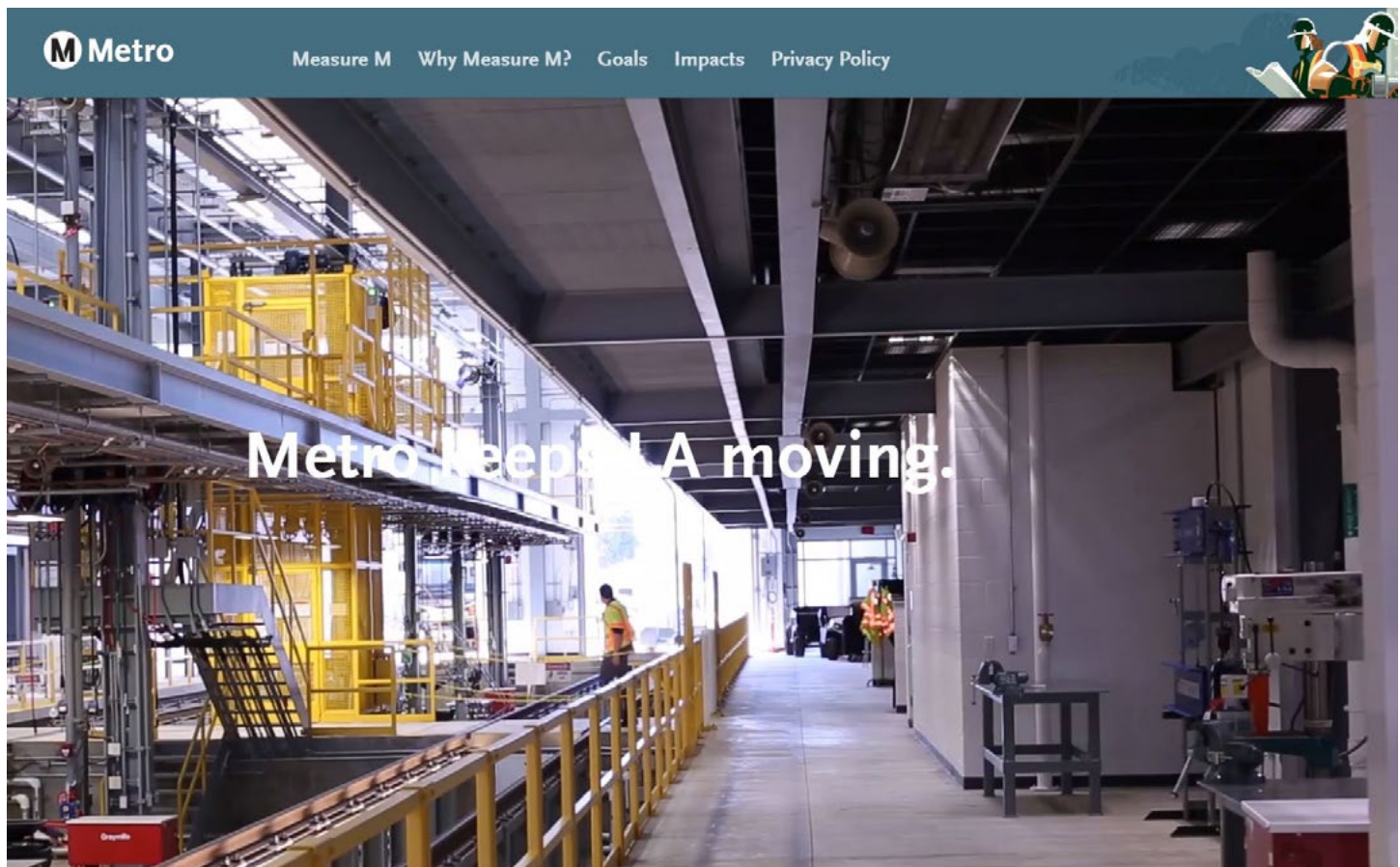
MAKING ROOM FOR MORE

Appendix D

Sample Ballot Measure Webpages

LA Metro - Measure M

<http://theplan.metro.net/>



Appendix D

Sample Ballot Measure Webpages

SDSU West
sdsuwest.org

The screenshot shows the SDSU West website with a dark green header. The header includes the 'YES ON G' logo, the 'SDSU WEST' logo, and navigation links: About, Facts, Visuals, Updates, Support, Contact, and a red 'Contribute' button. Social media icons for Facebook and Twitter are also present.

Thank You!

The SDSU West initiative was passed by a majority of over 54% of San Diego voters! The results make it abundantly clear San Diegans support growing San Diego State University. We could not have made it to this point without the tireless support of so many of you.

[Our Letter to the Voters](#)

90 Acres of Open Space

SDSU's proposal would create a walkable environment that features 90 acres of public open space (52 percent of the entire site) and an expansive river park. SDSU is working with community partners to create a Site Plan that restores and embraces the San Diego River. It's a plan that brings us back in touch with the beauty of this area.

\$5.67 Billion Annual Economic Impact

A 2017 economic report showed that SDSU generates \$5.67 Billion in annual economic activity in the region, supports 42,000 jobs and creates \$2.01 billion in income. Similar to the growth created by City's sale of pueblo lands to UCSD 60 years ago, SDSU West will add new fuel to San Diego's economic engine.

[Get the Facts](#)

SDSU West is Endorsed by:

[Full Endorsement List](#)

Appendix E

Sample Advertising Strategy

Sample Advertising Menu

ADVERTISING	DESCRIPTION	RUN TIME
	BALLOT MEASURE PUBLIC PARTICIPATION PUSH and/or FINAL OUTCOMES PROMOTION	
Billboards - Outfront Media	bulletins (plus 1 bonus) on high profile freeways (163, I-5, 94 and 163). 4 weeks leading up to survey ending	30 days
Citybeat Ads	Full-page color ad	1 week
Reader Ads	Full-page color ad	1 week
Digital Ads - Entercom	Streaming, mobile display ads, web display, Facebook, retargeting, geofencing, video pre-roll, non-MTS social media.	30 days
DMV TV Monitors	DMV ads - 4 HD TV screens at the Chula Vista Location (4 :30 commercials per hour / 44 hours per week. Total of 176 spots per week.	30 days
Entercom Radio (part of digital ad buy)	:15 spots on Entercom radio stations (103.7 KSON/Energy 97.3FM/94.9/KYXY 96.5/Sunny 98.1).	30 days
Street Banners	25 Street banners 30 days in Chula Vista, College, Mira Mesa, Pacific Beach, Imperial Beach, University Heights, Sherman Heights and Oak Park	30 days
TV - ABC Ch. 10	:15 TV spots to air during morning local news. English TV In news weather sponsorship. SD Connect with Bill Griffith, FB Live digital display ads video pre-roll	2 weeks
TV - Televisa Ch. 12	:15 TV spots to air during morning local news. Spanish TV Que Buen Dia! 4 min segment :10 news billboards FB post and banner ad	2 weeks
Vehicle Wraps	1 Trolley Wrap / 10 bus backs / 1 bus side	90 days
Outreach Banners	1 Banner to hang under outreach tent	30 days
Station Banners	25 Banners - 12'x3' - 15 at trolley stations, 10 at bus transit stations	2 weeks

Appendix E

List of Staff and Outside Consultants

Paul Jablonski	Chief Executive Officer	Oversight, primary liaison to MTS Ad-Hoc Ballot Measure Committee, MTS Board
Rob Schupp	Director of Marketing & Communications	Strategic Oversight
Sharon Cooney	Chief of Staff	Strategic Oversight
Denis Desmond	Director of Planning	Expenditure Plan development
Larry Marinisi	Director of Finance	Financing Plan development
Mark Olson	Manager of Public Relations	Project Manager
Jessica Krieg	Manager of Advertising	Advertising strategy, task order development, contract management
Stacie Bishop	Marketing Specialist	Outreach Implementation, social media
Marcial Gutierrez	Marketing Specialist	Outreach Implementation, disadvantaged communities liaison, Spanish-speaking communities
Quincy Marin	Communications Design Manager	Artwork, illustrations, graphic design
Melinda Patterson	Graphic Designer	Maps, signage, graphic design support
Katie McCanna	Digital Content Specialist	Web design and maintenance
Civilian	Contractor	Citizens Advisory Committee liaison/facilitator
Brown Marketing Strategies	Contractor	Outreach implementation



1255 Imperial Avenue, Suite 1000
San Diego, CA 92101-7490
(619) 231-1466 • FAX (619) 234-3407

Agenda Item No. 61

Chief Executive Officer's Report

March 21, 2019

In accordance with Board Policy No. 52, "Procurement of Goods and Services", attached are listings of contracts, purchase orders, and work orders that have been approved within the CEO's authority (up to and including \$100,000) for the period February 5, 2019 through March 12, 2019.

*Please note additional reporting of purchase orders that is now possible with the new SAP Enterprise Resource Planning system.

**Also attached is a report of a non-competitive contract award under "immediate remedial measures" exception.

CEO Travel Report (since last Board meeting)

March 6 – 8: SANDAG Board Retreat

March 15 – 19: APTA Legislative Conference in Washington, DC

Board Member Travel Report (since last Board meeting)

N/A



Purchase Orders							
PO Number	PO Date	Name	Prime Business Certification	Material Group	PO Value	DBE Subcontracted Amount	Non DBE Subcontracted Amount
4400000484	2/7/2019	W.W. Grainger Inc		T150-TRACK, BRIDGES	12.79	-	-
4400000485	2/7/2019	Office Depot		G200-OFFICE SUPPLIES	84.21	-	-
4400000486	2/7/2019	Office Depot		G200-OFFICE SUPPLIES	360.02	-	-
4400000487	2/8/2019	Office Depot		G200-OFFICE SUPPLIES	397.31	-	-
4400000488	2/8/2019	W.W. Grainger Inc		G130-SHOP TOOLS	133.08	-	-
4400000489	2/8/2019	Mcmaster-Carr Supply Co		G130-SHOP TOOLS	1,100.87	-	-
4400000490	2/8/2019	Office Depot		G200-OFFICE SUPPLIES	118.51	-	-
4400000491	2/9/2019	Office Depot		G200-OFFICE SUPPLIES	211.28	-	-
4400000492	2/9/2019	Office Depot		G200-OFFICE SUPPLIES	45.99	-	-
4400000493	2/9/2019	Office Depot		G200-OFFICE SUPPLIES	264.83	-	-
4400000494	2/13/2019	Office Depot		G200-OFFICE SUPPLIES	91.08	-	-
4400000495	2/13/2019	Office Depot		G200-OFFICE SUPPLIES	181.00	-	-
4400000496	2/13/2019	Office Depot		G200-OFFICE SUPPLIES	645.43	-	-
4400000497	2/13/2019	Office Depot		G200-OFFICE SUPPLIES	149.04	-	-
4400000498	2/14/2019	W.W. Grainger Inc		M180-STATION ELECTRICAL	1,826.50	-	-
4400000499	2/14/2019	Office Depot		G200-OFFICE SUPPLIES	6.89	-	-
4400000500	2/14/2019	Office Depot		G200-OFFICE SUPPLIES	18.42	-	-
4400000501	2/14/2019	Office Depot		G200-OFFICE SUPPLIES	169.11	-	-
4400000502	2/14/2019	Office Depot		G200-OFFICE SUPPLIES	403.36	-	-
4400000503	2/14/2019	W.W. Grainger Inc		G140-SHOP SUPPLIES	145.85	-	-
4400000504	2/19/2019	Office Depot		G200-OFFICE SUPPLIES	415.05	-	-
4400000505	2/20/2019	W.W. Grainger Inc		B250-BUS REPAIR PARTS	68.68	-	-
4400000506	2/20/2019	Office Depot		G200-OFFICE SUPPLIES	310.79	-	-
4400000507	2/20/2019	Office Depot		G200-OFFICE SUPPLIES	365.75	-	-
4400000508	2/20/2019	W.W. Grainger Inc		F150-DOORS, OVERHEAD	146.82	-	-
4400000509	2/21/2019	Office Depot		G200-OFFICE SUPPLIES	6.89	-	-
4400000510	2/21/2019	Office Depot		G200-OFFICE SUPPLIES	146.78	-	-
4400000511	2/26/2019	Office Depot		G200-OFFICE SUPPLIES	77.79	-	-
4400000512	2/26/2019	Office Depot		G200-OFFICE SUPPLIES	834.12	-	-
4400000513	2/27/2019	Office Depot		G200-OFFICE SUPPLIES	266.46	-	-
4400000514	3/1/2019	Office Depot		G200-OFFICE SUPPLIES	40.52	-	-
4400000515	3/1/2019	W.W. Grainger Inc		G270-ELECTRICAL/LIGHTING	263.02	-	-
4400000516	3/4/2019	Office Depot		G200-OFFICE SUPPLIES	417.64	-	-
4400000517	3/4/2019	Office Depot		G200-OFFICE SUPPLIES	22.22	-	-
4400000518	3/7/2019	Office Depot		G200-OFFICE SUPPLIES	32.91	-	-
4400000519	3/8/2019	W.W. Grainger Inc		B250-BUS REPAIR PARTS	88.86	-	-
4400000520	3/11/2019	W.W. Grainger Inc		T110-TRACK, RAIL	90.44	-	-
4500023002	2/5/2019	APD Incorporated		B130-BUS BODY	825.65	-	-
4500023004	2/5/2019	Harbor Diesel & Equipment		G170-LUBRICANTS	7,431.52	-	-
4500023005	2/5/2019	Curbell Plastics Inc		B130-BUS BODY	1,354.48	-	-
4500023006	2/5/2019	Northwest Pump & Equipment Co		G130-SHOP TOOLS	303.18	-	-
4500023007	2/5/2019	Wayne Harmeier Inc		B160-BUS ELECTRICAL	727.32	-	-
4500023008	2/5/2019	Transit Holdings Inc		B130-BUS BODY	2,679.58	-	-
4500023009	2/5/2019	Transit Holdings Inc		B160-BUS ELECTRICAL	2,735.06	-	-
4500023010	2/5/2019	Office Depot		G200-OFFICE SUPPLIES	323.24	-	-
4500023011	2/5/2019	Madden Construction Inc		P280-GENERAL SVC AGRMNTS	784.43	-	-
4500023012	2/5/2019	Vern Rose Inc		G160-PAINTS & CHEMICALS	996.07	-	-
4500023013	2/5/2019	R.B. Hornberger Co Inc		T110-TRACK, RAIL	256.66	-	-

Purchase Orders							
PO Number	PO Date	Name	Prime Business Certification	Material Group	PO Value	DBE Subcontracted Amount	Non DBE Subcontracted Amount
4500023014	2/5/2019	Gillig LLC		B160-BUS ELECTRICAL	1,706.04	-	-
4500023015	2/5/2019	IFM Efector, Inc.		R160-RAIL/LRV ELECTRICAL	1,425.54	-	-
4500023016	2/5/2019	Transit Holdings Inc		B140-BUS CHASSIS	485.35	-	-
4500023017	2/5/2019	Muncie Transit Supply		B120-BUS MECHANICAL PARTS	166.42	-	-
4500023018	2/5/2019	Reid and Clark Screen Arts Co		R120-RAIL/LRV CAR BODY	1,198.18	-	-
4500023019	2/5/2019	Rush Truck Centers of California		B200-BUS PWR TRAIN EQUIP	368.08	-	-
4500023020	2/5/2019	R.S. Hughes Co Inc		G140-SHOP SUPPLIES	2,009.32	-	-
4500023021	2/5/2019	HI-TEC Enterprises	Small Business	R160-RAIL/LRV ELECTRICAL	17,874.11	-	-
4500023022	2/5/2019	Sportworks Northwest Inc		B130-BUS BODY	200.42	-	-
4500023023	2/5/2019	Culligan of San Diego		G140-SHOP SUPPLIES	2,033.20	-	-
4500023024	2/5/2019	Ansaldo Sts Usa Inc		M130-CROSSING MECHANISM	453.06	-	-
4500023025	2/5/2019	Varco & Rosenbaum Environmental Law	DBE	P340-LEGAL	69,796.09	-	-
4500023026	2/5/2019	Professional Contractors Supplies		G190-SAFETY/MED SUPPLIES	217.02	-	-
4500023027	2/5/2019	Jeyco Products Inc		G140-SHOP SUPPLIES	197.58	-	-
4500023028	2/5/2019	Mission Janitorial Supplies		G180-JANITORIAL SUPPLIES	242.87	-	-
4500023029	2/5/2019	Siemens Mobility, Inc.		R220-RAIL/LRV TRUCKS	2,968.62	-	-
4500023030	2/5/2019	APD Incorporated		G140-SHOP SUPPLIES	43.96	-	-
4500023031	2/5/2019	Cembre Inc		M120-OVRHEAD CATENARY SYS	3,787.26	-	-
4500023032	2/5/2019	Willy's Electronic Supply Co	Small Business	M180-STATION ELECTRICAL	142.71	-	-
4500023033	2/5/2019	West-Lite Supply Co Inc	Small Business	M180-STATION ELECTRICAL	244.12	-	-
4500023034	2/5/2019	W.W. Grainger Inc		G170-LUBRICANTS	388.58	-	-
4500023035	2/5/2019	Autolift Services Inc	Small Business	P130-EQUIP MAINT REPR SVC	3,450.00	-	-
4500023036	2/5/2019	Allied Refrigeration Inc	Small Business	P140-MAINTENANCE, HVAC	46.65	-	-
4500023037	2/5/2019	Home Depot USA Inc		G180-JANITORIAL SUPPLIES	242.14	-	-
4500023038	2/5/2019	Knorr Brake Company		R220-RAIL/LRV TRUCKS	757.53	-	-
4500023039	2/5/2019	Matthias Moos		M120-OVRHEAD CATENARY SYS	11,308.37	-	-
4500023040	2/5/2019	Steven Timme		G230-PRINTED MATERIALS	68.49	-	-
4500023041	2/5/2019	Thyssenkrupp Elevator Corp		P280-GENERAL SVC AGRMNTS	99,385.00	-	-
4500023042	2/6/2019	San Diego Friction Products, Inc.		B110-BUS HVAC SYSTEMS	1,235.29	-	-
4500023044	2/6/2019	Southern Counties Lubricants LLC		G170-LUBRICANTS	3,297.15	-	-
4500023045	2/6/2019	Cummins Pacific LLC		P190-REV VEHICLE REPAIRS	295.00	-	-
4500023046	2/6/2019	Kiel NA LLC		B130-BUS BODY	849.52	-	-
4500023047	2/6/2019	Charter Industrial Supply Inc	Small Business	B120-BUS MECHANICAL PARTS	898.81	-	-
4500023048	2/6/2019	CDW LLC		I110-INFORMATION TECH	282.26	-	-
4500023049	2/6/2019	UBM LLC		I110-INFORMATION TECH	2,324.25	-	-
4500023050	2/6/2019	Knowledge Key Associates Inc		I110-INFORMATION TECH	3,495.00	-	-
4500023051	2/6/2019	Annex Automotive and		F120-BUS/LRV PAINT BOOTHS	13,911.69	-	-
4500023052	2/6/2019	Kaman Industrial Technologies		F110-SHOP/BLDG MACHINERY	98.29	-	-
4500023053	2/6/2019	Smart Car Care Products Inc		R240-RAIL/LRV REPR PARTS	782.02	-	-
4500023054	2/6/2019	Gillig LLC		B250-BUS REPAIR PARTS	2,819.27	-	-
4500023055	2/6/2019	Transit Holdings Inc		B250-BUS REPAIR PARTS	1,706.55	-	-
4500023056	2/6/2019	Nth Generation Computing Inc	Woman Owned Business	I140-IT CAPITAL SOFTWARE	41,767.00	-	-
4500023057	2/6/2019	Chromate Industrial Corporation		G150-FASTENERS	1,093.63	-	-
4500023058	2/6/2019	Graybar Electric Co Inc		I120-INFO TECH, SVCS	4,353.13	-	-
4500023059	2/6/2019	Agricultural Pest Control Svcs	Small Business	P110-BLDG MAINTENANCE	730.00	-	-
4500023060	2/6/2019	Western-Cullen-Hayes Inc		M130-CROSSING MECHANISM	761.41	-	-
4500023061	2/6/2019	P & R Paper Supply Company Inc		G140-SHOP SUPPLIES	211.78	-	-
4500023062	2/6/2019	B Hepworth & Company Limited		R120-RAIL/LRV CAR BODY	3,152.84	-	-

Purchase Orders							
PO Number	PO Date	Name	Prime Business Certification	Material Group	PO Value	DBE Subcontracted Amount	Non DBE Subcontracted Amount
4500023063	2/6/2019	Schunk Carbon Technology LLC		R190-RAIL/LRV PANTOGRAPH	1,294.02	-	-
4500023064	2/6/2019	America Fujikura LTD		M120-OVRHEAD CATENARY SYS	727.32	-	-
4500023065	2/7/2019	Gillig LLC		B250-BUS REPAIR PARTS	448.83	-	-
4500023066	2/7/2019	Cummins Pacific LLC		B250-BUS REPAIR PARTS	423.25	-	-
4500023067	2/7/2019	San Diego Friction Products, Inc.		B250-BUS REPAIR PARTS	2,026.80	-	-
4500023068	2/7/2019	W.W. Grainger Inc		F110-SHOP/BLDG MACHINERY	229.68	-	-
4500023069	2/7/2019	Shilpark Paint Corp.		G160-PAINTS & CHEMICALS	903.67	-	-
4500023070	2/7/2019	Insultech LLC		B200-BUS PWR TRAIN EQUIP	450.61	-	-
4500023071	2/7/2019	Dimensional Silk Screen Inc		P280-GENERAL SVC AGRMNTS	1,368.43	-	-
4500023072	2/7/2019	Cubic Transportation Systems		B190-BUS FARE EQUIP	808.13	-	-
4500023073	2/7/2019	Cummins Pacific LLC		P190-REV VEHICLE REPAIRS	1,331.91	-	-
4500023074	2/7/2019	Norman Industrial Materials		B250-BUS REPAIR PARTS	109.31	-	-
4500023075	2/7/2019	B&H Photo & Electronics Corp		G200-OFFICE SUPPLIES	824.29	-	-
4500023076	2/7/2019	J. J. Keller & Associates Inc		P540-MAINTENANCE TRAINING	253.74	-	-
4500023077	2/7/2019	Gillig LLC		B250-BUS REPAIR PARTS	598.45	-	-
4500023078	2/7/2019	Cummins Pacific LLC		B250-BUS REPAIR PARTS	1,753.53	-	-
4500023079	2/7/2019	Harbor Diesel & Equipment		G170-LUBRICANTS	2,477.18	-	-
4500023080	2/7/2019	Mohawk Mfg & Supply Co		B140-BUS CHASSIS	865.51	-	-
4500023082	2/7/2019	Mohawk Mfg & Supply Co		B120-BUS MECHANICAL PARTS	667.62	-	-
4500023083	2/7/2019	IPC (USA), Inc.		B180-BUS DIESEL	7,501.73	-	-
4500023084	2/7/2019	Supreme Oil Company		A120-AUTO/TRUCK GASOLINE	1,824.84	-	-
4500023085	2/7/2019	Transit Holdings Inc		B250-BUS REPAIR PARTS	5,688.12	-	-
4500023086	2/7/2019	Gillig LLC		B130-BUS BODY	8,074.00	-	-
4500023087	2/7/2019	Southern Counties Lubricants LLC		G170-LUBRICANTS	3,297.15	-	-
4500023088	2/7/2019	Sid Tool Co		R220-RAIL/LRV TRUCKS	885.28	-	-
4500023089	2/7/2019	Home Depot USA Inc		G130-SHOP TOOLS	1,623.62	-	-
4500023090	2/7/2019	HI-TEC Enterprises	Small Business	R160-RAIL/LRV ELECTRICAL	2,453.15	-	-
4500023091	2/7/2019	Citywide Auto Glass Inc		R120-RAIL/LRV CAR BODY	1,357.65	-	-
4500023092	2/7/2019	OneSource Distributors, LLC		M180-STATION ELECTRICAL	1,201.42	-	-
4500023093	2/7/2019	Simmons Boardman Books Inc		P540-MAINTENANCE TRAINING	183.28	-	-
4500023094	2/7/2019	Super Welding of Southern CA	Small Business	M180-STATION ELECTRICAL	690.50	-	-
4500023095	2/7/2019	Tennant Sales & Serv Co		P130-EQUIP MAINT REPR SVC	1,379.72	-	-
4500023096	2/7/2019	Modular Building Concepts, Inc.		C130-CONSTRUCTION SVCS	2,250.00	-	-
4500023097	2/8/2019	Southern Counties Oil Co, LP		G170-LUBRICANTS	2,611.86	-	-
4500023098	2/8/2019	Battery Systems Inc	Small Business	B160-BUS ELECTRICAL	1,473.40	-	-
4500023099	2/8/2019	Veolia Transportation		T160-TRACK, AGGREGATES	46,411.63	-	-
4500023100	2/8/2019	Transit Holdings Inc		B160-BUS ELECTRICAL	10,667.97	-	-
4500023101	2/8/2019	SC Commercial, LLC		A120-AUTO/TRUCK GASOLINE	22,616.30	-	-
4500023102	2/8/2019	TRC Engineers, Inc.		C140-CONSTRUCTION MGT SRV	66,700.00	-	-
4500023103	2/8/2019	Gillig LLC		B130-BUS BODY	2,954.46	-	-
4500023104	2/8/2019	Reid and Clark Screen Arts Co		P210-NON-REV VEH REPAIRS	105.51	-	-
4500023105	2/8/2019	Cummins Pacific LLC		B120-BUS MECHANICAL PARTS	8,589.63	-	-
4500023106	2/8/2019	Teknoware Inc.		R160-RAIL/LRV ELECTRICAL	567.32	-	-
4500023107	2/8/2019	Knorr Brake Company		R220-RAIL/LRV TRUCKS	1,492.24	-	-
4500023108	2/8/2019	NASG Holding Inc		R120-RAIL/LRV CAR BODY	804.90	-	-
4500023109	2/8/2019	Jeyco Products Inc		G130-SHOP TOOLS	224.57	-	-
4500023110	2/8/2019	DoAll Company		R230-RAIL/LRV MECHANICAL	1,180.83	-	-
4500023111	2/11/2019	W.W. Grainger Inc		F110-SHOP/BLDG MACHINERY	500.25	-	-

Purchase Orders							
PO Number	PO Date	Name	Prime Business Certification	Material Group	PO Value	DBE Subcontracted Amount	Non DBE Subcontracted Amount
4500023112	2/11/2019	Gillig LLC		B250-BUS REPAIR PARTS	951.10	-	-
4500023113	2/11/2019	Cummins Pacific LLC		P190-REV VEHICLE REPAIRS	1,446.03	-	-
4500023114	2/11/2019	Enviromatrix Analytical Services In	Small Business	F110-SHOP/BLDG MACHINERY	1,200.00	-	-
4500023115	2/11/2019	CDW LLC		I110-INFORMATION TECH	701.51	-	-
4500023116	2/11/2019	CDW LLC		I110-INFORMATION TECH	305.86	-	-
4500023117	2/11/2019	David Bueltel		G200-OFFICE SUPPLIES	371.74	-	-
4500023118	2/11/2019	Transit Holdings Inc		B140-BUS CHASSIS	2,086.15	-	-
4500023119	2/11/2019	Citywide Auto Glass Inc		B250-BUS REPAIR PARTS	323.25	-	-
4500023120	2/11/2019	Cummins Pacific LLC		B250-BUS REPAIR PARTS	1,745.43	-	-
4500023121	2/11/2019	Cummins Pacific LLC		B140-BUS CHASSIS	7,903.86	-	-
4500023122	2/11/2019	Mark Carass		P120-BLDG/FACILITY REPRS	120.00	-	-
4500023123	2/11/2019	W.W. Grainger Inc		G160-PAINTS & CHEMICALS	1,100.53	-	-
4500023124	2/11/2019	B & S Graphics Inc		B130-BUS BODY	406.22	-	-
4500023125	2/11/2019	The Gordian Group, Inc.		C130-CONSTRUCTION SVCS	5,155.04	-	-
4500023126	2/11/2019	Waxie's Enterprises Inc.		G140-SHOP SUPPLIES	2,489.85	-	-
4500023127	2/11/2019	Tribologik Corporation		G140-SHOP SUPPLIES	1,868.39	-	-
4500023129	2/11/2019	Willy's Electronic Supply Co	Small Business	M180-STATION ELECTRICAL	323.84	-	-
4500023130	2/11/2019	W.W. Grainger Inc		B250-BUS REPAIR PARTS	120.80	-	-
4500023131	2/11/2019	Transit Holdings Inc		B130-BUS BODY	1,613.16	-	-
4500023132	2/11/2019	Freeby Signs		B250-BUS REPAIR PARTS	135.73	-	-
4500023133	2/11/2019	Siemens Mobility, Inc.		R120-RAIL/LRV CAR BODY	1,934.12	-	-
4500023134	2/11/2019	4One LLC		B250-BUS REPAIR PARTS	247.18	-	-
4500023135	2/11/2019	W.W. Grainger Inc		G270-ELECTRICAL/LIGHTING	557.93	-	-
4500023136	2/11/2019	Home Depot USA Inc		G140-SHOP SUPPLIES	285.83	-	-
4500023137	2/11/2019	Reid and Clark Screen Arts Co		G140-SHOP SUPPLIES	573.23	-	-
4500023138	2/11/2019	Schunk Carbon Technology LLC		R220-RAIL/LRV TRUCKS	9,437.60	-	-
4500023139	2/11/2019	Annex Automotive and		F120-BUS/LRV PAINT BOOTHS	1,304.86	-	-
4500023140	2/11/2019	CDW LLC		R160-RAIL/LRV ELECTRICAL	140.08	-	-
4500023141	2/11/2019	Professional Contractors Supplies		G160-PAINTS & CHEMICALS	233.92	-	-
4500023142	2/11/2019	Charter Industrial Supply Inc	Small Business	R220-RAIL/LRV TRUCKS	58.99	-	-
4500023143	2/11/2019	Knorr Brake Company		R220-RAIL/LRV TRUCKS	5,427.38	-	-
4500023144	2/11/2019	West End Holdings Inc		P260-TESTING & ANALYSIS	615.00	-	-
4500023145	2/11/2019	Team One Repair Inc	Small Business	G290-FARE REVENUE EQUIP	893.80	-	-
4500023146	2/12/2019	Delphin Computer Supply	DBE	G200-OFFICE SUPPLIES	118.53	-	-
4500023147	2/12/2019	Rockwest Technology Group Inc		I110-INFORMATION TECH	617.63	-	-
4500023148	2/12/2019	Staples Contract & Commercial Inc		G200-OFFICE SUPPLIES	499.88	-	-
4500023149	2/12/2019	Cummins Pacific LLC		P190-REV VEHICLE REPAIRS	440.00	-	-
4500023150	2/12/2019	W.W. Grainger Inc		G130-SHOP TOOLS	134.42	-	-
4500023151	2/12/2019	Ferguson Enterprises		F110-SHOP/BLDG MACHINERY	515.26	-	-
4500023152	2/12/2019	Gillig LLC		B250-BUS REPAIR PARTS	1,583.84	-	-
4500023153	2/12/2019	Sid Tool Co		F110-SHOP/BLDG MACHINERY	443.95	-	-
4500023154	2/12/2019	Sportworks Northwest Inc		B130-BUS BODY	77.58	-	-
4500023156	2/12/2019	Prochem Specialty Products Inc	Small Business	G180-JANITORIAL SUPPLIES	1,391.49	-	-
4500023157	2/12/2019	AxleTech International LLC		B140-BUS CHASSIS	889.94	-	-
4500023158	2/12/2019	Clean Harbors Environmental		C120-SPECIALTY CONTRACTOR	6,971.84	-	-
4500023159	2/12/2019	Barry Sandler Enterprises	Small Business	G180-JANITORIAL SUPPLIES	1,886.43	-	-
4500023160	2/12/2019	R.S. Hughes Co Inc		G140-SHOP SUPPLIES	1,926.54	-	-
4500023161	2/12/2019	Brand Makers LLC		G250-NOVELTIES & AWARDS	1,049.40	-	-

Purchase Orders							
PO Number	PO Date	Name	Prime Business Certification	Material Group	PO Value	DBE Subcontracted Amount	Non DBE Subcontracted Amount
4500023162	2/12/2019	Southern Counties Oil Co, LP		G170-LUBRICANTS	1,021.47	-	-
4500023163	2/12/2019	Kaman Industrial Technologies		B120-BUS MECHANICAL PARTS	2,003.36	-	-
4500023164	2/12/2019	Airgas Inc		G140-SHOP SUPPLIES	153.68	-	-
4500023165	2/12/2019	Southern Counties Lubricants LLC		G170-LUBRICANTS	755.46	-	-
4500023166	2/12/2019	W.W. Grainger Inc		F110-SHOP/BLDG MACHINERY	840.54	-	-
4500023167	2/12/2019	Cummins Pacific LLC		B200-BUS PWR TRAIN EQUIP	2,851.84	-	-
4500023168	2/12/2019	Nth Generation Computing Inc	Woman Owned Business	I110-INFORMATION TECH	54,911.21	-	-
4500023169	2/12/2019	City Treasurer		P180-LEASES, OTHER	29,557.51	-	-
4500023170	2/12/2019	Muncie Transit Supply		B200-BUS PWR TRAIN EQUIP	1,931.30	-	-
4500023171	2/12/2019	Cummins Pacific LLC		B250-BUS REPAIR PARTS	190.00	-	-
4500023172	2/12/2019	General Information Systems Ltd		G120-SECURITY	594.00	-	-
4500023173	2/12/2019	Rush Truck Centers of California		B250-BUS REPAIR PARTS	614.18	-	-
4500023174	2/12/2019	Transit Holdings Inc		B140-BUS CHASSIS	432.27	-	-
4500023175	2/12/2019	Chromate Industrial Corporation		G150-FASTENERS	818.54	-	-
4500023176	2/12/2019	Madden Construction Inc		P280-GENERAL SVC AGRMNTS	312.86	-	-
4500023177	2/12/2019	West-Lite Supply Co Inc	Small Business	R160-RAIL/LRV ELECTRICAL	2,194.19	-	-
4500023178	2/12/2019	Neleco Products Inc		G170-LUBRICANTS	23,894.64	-	-
4500023179	2/12/2019	Knorr Brake Co-IFE North America		R120-RAIL/LRV CAR BODY	41,796.23	-	-
4500023180	2/13/2019	Kegel, Tobin & Truce APC		P340-LEGAL	75,000.00	-	-
4500023182	2/13/2019	Staples Contract & Commercial Inc		P540-MAINTENANCE TRAINING	415.38	-	-
4500023183	2/13/2019	Genuine Parts Co		B250-BUS REPAIR PARTS	274.34	-	-
4500023184	2/13/2019	Industrial Maintenance Supply LLC	DBE	G150-FASTENERS	171.94	-	-
4500023185	2/13/2019	Supreme Oil Company		B180-BUS DIESEL	7,531.73	-	-
4500023186	2/13/2019	Home Depot USA Inc		F140-SHELVING AND RACK	354.50	-	-
4500023187	2/13/2019	Transit Holdings Inc		B200-BUS PWR TRAIN EQUIP	15,262.74	-	-
4500023188	2/13/2019	Gillig LLC		B160-BUS ELECTRICAL	5,889.74	-	-
4500023189	2/13/2019	California Sheet Metal Works	Small Business	R240-RAIL/LRV REPR PARTS	65,218.00	-	-
4500023190	2/13/2019	Pressnet Express Inc		G230-PRINTED MATERIALS	102.37	-	-
4500023191	2/13/2019	M Power Truck & Diesel Repair		P130-EQUIP MAINT REPR SVC	2,965.44	-	-
4500023192	2/13/2019	Knorr Brake Company		R220-RAIL/LRV TRUCKS	1,693.04	-	-
4500023193	2/13/2019	JKL Cleaning Systems	Small Business	P130-EQUIP MAINT REPR SVC	386.61	-	-
4500023194	2/13/2019	W.W. Grainger Inc		G130-SHOP TOOLS	168.88	-	-
4500023195	2/13/2019	R.S. Hughes Co Inc		G190-SAFETY/MED SUPPLIES	1,024.85	-	-
4500023196	2/13/2019	Brown & Bigelow Inc	Small Business	G240-UNIFORM PROCUREMENT	3,254.75	-	-
4500023197	2/14/2019	Don Oleson Inc	Small Business	P190-REV VEHICLE REPAIRS	375.00	-	-
4500023198	2/14/2019	W.W. Grainger Inc		G180-JANITORIAL SUPPLIES	255.96	-	-
4500023199	2/14/2019	E&E Industries	Small Business	F110-SHOP/BLDG MACHINERY	39.07	-	-
4500023200	2/14/2019	Airgas Inc		G190-SAFETY/MED SUPPLIES	3,023.19	-	-
4500023201	2/14/2019	Team One Repair Inc	Small Business	G290-FARE REVENUE EQUIP	116.37	-	-
4500023202	2/14/2019	W.W. Grainger Inc		P280-GENERAL SVC AGRMNTS	237.39	-	-
4500023203	2/14/2019	Mcmaster-Carr Supply Co		B250-BUS REPAIR PARTS	185.59	-	-
4500023204	2/14/2019	Jankovich Company		R230-RAIL/LRV MECHANICAL	8,286.83	-	-
4500023205	2/14/2019	California Sheet Metal Works	Small Business	R160-RAIL/LRV ELECTRICAL	1,366.28	-	-
4500023206	2/14/2019	B Hepworth & Company Limited		R160-RAIL/LRV ELECTRICAL	795.90	-	-
4500023207	2/14/2019	Machinex, Inc.		R140-RAIL/LRV DOORS/RAMP	5,543.57	-	-
4500023208	2/14/2019	Charter Industrial Supply Inc	Small Business	R220-RAIL/LRV TRUCKS	1,710.04	-	-
4500023209	2/14/2019	Professional Contractors Supplies		G140-SHOP SUPPLIES	880.74	-	-
4500023210	2/14/2019	Don Oleson Inc	Small Business	B200-BUS PWR TRAIN EQUIP	9,805.38	-	-

Purchase Orders							
PO Number	PO Date	Name	Prime Business Certification	Material Group	PO Value	DBE Subcontracted Amount	Non DBE Subcontracted Amount
4500023211	2/14/2019	Cummins Pacific LLC		B250-BUS REPAIR PARTS	111.95	-	-
4500023212	2/14/2019	Charter Industrial Supply Inc	Small Business	B250-BUS REPAIR PARTS	169.17	-	-
4500023213	2/14/2019	Cummins Pacific LLC		P190-REV VEHICLE REPAIRS	1,853.79	-	-
4500023214	2/14/2019	Harbor Diesel & Equipment		G170-LUBRICANTS	2,477.18	-	-
4500023215	2/14/2019	Muncie Transit Supply		B120-BUS MECHANICAL PARTS	445.14	-	-
4500023216	2/14/2019	Vern Rose Inc		G140-SHOP SUPPLIES	113.78	-	-
4500023217	2/14/2019	Lasercycle USA		G200-OFFICE SUPPLIES	19,261.05	-	-
4500023218	2/14/2019	San Diego Community		G120-SECURITY	46.00	-	-
4500023219	2/14/2019	David J. Lattuca		G120-SECURITY	1,395.52	-	-
4500023220	2/14/2019	Gregory James Olsen		G120-SECURITY	1,046.64	-	-
4500023221	2/14/2019	David Glen Bond		G120-SECURITY	720.00	-	-
4500023222	2/14/2019	Western-Cullen-Hayes Inc		M130-CROSSING MECHANISM	901.87	-	-
4500023223	2/14/2019	Home Depot USA Inc		F180-BUILDING MATERIALS	350.76	-	-
4500023224	2/14/2019	Chromate Industrial Corporation		R220-RAIL/LRV TRUCKS	34.93	-	-
4500023225	2/14/2019	Newark Corporation		G130-SHOP TOOLS	348.70	-	-
4500023226	2/14/2019	Eran Hason		G120-SECURITY	226.28	-	-
4500023227	2/14/2019	Naumann Hobbs Material Handling		F110-SHOP/BLDG MACHINERY	1,562.38	-	-
4500023228	2/14/2019	DIRECTV		P280-GENERAL SVC AGRMNTS	2,125.69	-	-
4500023229	2/15/2019	Transit Holdings Inc		B130-BUS BODY	7,950.98	-	-
4500023230	2/15/2019	Gillig LLC		B160-BUS ELECTRICAL	7,229.31	-	-
4500023231	2/15/2019	Cummins Pacific LLC		B200-BUS PWR TRAIN EQUIP	31,169.99	-	-
4500023232	2/15/2019	Transit Holdings Inc		B140-BUS CHASSIS	2,061.46	-	-
4500023233	2/15/2019	Glass & Screens Etc		F180-BUILDING MATERIALS	1,310.00	-	-
4500023234	2/15/2019	Cummins Pacific LLC		B160-BUS ELECTRICAL	11,347.75	-	-
4500023235	2/15/2019	Gillig LLC		B250-BUS REPAIR PARTS	2,486.88	-	-
4500023236	2/15/2019	Cummins Pacific LLC		B200-BUS PWR TRAIN EQUIP	1,799.17	-	-
4500023237	2/15/2019	Padre Janitorial Supplies Inc	Small Business	G130-SHOP TOOLS	137.54	-	-
4500023238	2/15/2019	OneSource Distributors, LLC		M110-SUB STATION	174.02	-	-
4500023239	2/15/2019	Dellner Inc		R130-RAIL/LRV COUPLER	3,012.69	-	-
4500023240	2/15/2019	Madden Construction Inc		P280-GENERAL SVC AGRMNTS	953.30	-	-
4500023241	2/15/2019	Schunk Carbon Technology LLC		R190-RAIL/LRV PANTOGRAPH	974.92	-	-
4500023242	2/15/2019	Transit Holdings Inc		B200-BUS PWR TRAIN EQUIP	1,878.72	-	-
4500023243	2/15/2019	Chromate Industrial Corporation		G270-ELECTRICAL/LIGHTING	499.71	-	-
4500023244	2/15/2019	Merrimac Petroleum Inc	Woman Owned Business	A120-AUTO/TRUCK GASOLINE	25,139.63	-	-
4500023245	2/15/2019	G & A Auto Air Conditioning		P210-NON-REV VEH REPAIRS	1,153.36	-	-
4500023246	2/19/2019	W.W. Grainger Inc		F110-SHOP/BLDG MACHINERY	314.93	-	-
4500023247	2/19/2019	Mcmaster-Carr Supply Co		F110-SHOP/BLDG MACHINERY	87.51	-	-
4500023248	2/19/2019	Cummins Pacific LLC		P190-REV VEHICLE REPAIRS	300.82	-	-
4500023249	2/19/2019	Freeby Signs		B250-BUS REPAIR PARTS	566.01	-	-
4500023250	2/19/2019	Transit Holdings Inc		B250-BUS REPAIR PARTS	545.88	-	-
4500023251	2/19/2019	Norman Industrial Materials		B250-BUS REPAIR PARTS	67.90	-	-
4500023252	2/19/2019	GCCCD Auxiliary Organization		P540-MAINTENANCE TRAINING	3,150.00	-	-
4500023253	2/19/2019	Kaman Industrial Technologies		F110-SHOP/BLDG MACHINERY	70.27	-	-
4500023254	2/19/2019	Saft America Inc		R160-RAIL/LRV ELECTRICAL	491.34	-	-
4500023255	2/19/2019	Kaman Industrial Technologies		B250-BUS REPAIR PARTS	2,085.90	-	-
4500023256	2/19/2019	Gillig LLC		B250-BUS REPAIR PARTS	330.58	-	-
4500023257	2/19/2019	Wesco Distribution Inc		G270-ELECTRICAL/LIGHTING	90.12	-	-
4500023258	2/19/2019	Home Depot USA Inc		F110-SHOP/BLDG MACHINERY	90.25	-	-

Purchase Orders							
PO Number	PO Date	Name	Prime Business Certification	Material Group	PO Value	DBE Subcontracted Amount	Non DBE Subcontracted Amount
4500023259	2/19/2019	Mohawk Mfg & Supply Co		B140-BUS CHASSIS	178.14	-	-
4500023260	2/19/2019	W.W. Grainger Inc		G140-SHOP SUPPLIES	574.87	-	-
4500023261	2/19/2019	Ultra-Tech Enterprises, Inc.		G130-SHOP TOOLS	363.37	-	-
4500023262	2/19/2019	Kaman Industrial Technologies		G160-PAINTS & CHEMICALS	2,095.95	-	-
4500023263	2/19/2019	Mohawk Mfg & Supply Co		B160-BUS ELECTRICAL	613.78	-	-
4500023264	2/19/2019	Home Depot USA Inc		G210-OFFICE FURNITURE	1,307.00	-	-
4500023265	2/19/2019	M Power Truck & Diesel Repair		P210-NON-REV VEH REPAIRS	923.90	-	-
4500023266	2/19/2019	Anthony J. Basile		G180-JANITORIAL SUPPLIES	1,038.09	-	-
4500023267	2/19/2019	Transit Holdings Inc		B250-BUS REPAIR PARTS	197.83	-	-
4500023268	2/19/2019	Transit Holdings Inc		B250-BUS REPAIR PARTS	905.50	-	-
4500023269	2/19/2019	Waxie's Enterprises Inc.		G140-SHOP SUPPLIES	863.91	-	-
4500023270	2/19/2019	Charter Industrial Supply Inc	Small Business	B200-BUS PWR TRAIN EQUIP	74.19	-	-
4500023271	2/19/2019	Industrial Maintenance Supply LLC	DBE	G150-FASTENERS	79.82	-	-
4500023272	2/19/2019	B & S Graphics Inc		B130-BUS BODY	551.76	-	-
4500023273	2/19/2019	Staples Contract & Commercial Inc		G200-OFFICE SUPPLIES	804.94	-	-
4500023274	2/19/2019	Wesco Distribution Inc		G270-ELECTRICAL/LIGHTING	968.11	-	-
4500023275	2/19/2019	Reid and Clark Screen Arts Co		R120-RAIL/LRV CAR BODY	95.03	-	-
4500023276	2/19/2019	Western-Cullen-Hayes Inc		M130-CROSSING MECHANISM	1,870.54	-	-
4500023277	2/19/2019	Marco's Canopies Inc	Small Business	G140-SHOP SUPPLIES	1,745.44	-	-
4500023278	2/19/2019	Annex Automotive and		F120-BUS/LRV PAINT BOOTHS	1,815.83	-	-
4500023279	2/19/2019	JKL Cleaning Systems	Small Business	P130-EQUIP MAINT REPR SVC	698.36	-	-
4500023280	2/19/2019	Daniels Tire Service	Small Business	P210-NON-REV VEH REPAIRS	116.90	-	-
4500023281	2/20/2019	Louis Sardo Upholstery Inc		B130-BUS BODY	3,737.58	-	-
4500023282	2/20/2019	Siemens Mobility, Inc.		R160-RAIL/LRV ELECTRICAL	17,927.45	-	-
4500023283	2/20/2019	Flyers Energy LLC		G170-LUBRICANTS	3,236.77	-	-
4500023284	2/20/2019	Western-Cullen-Hayes Inc		M130-CROSSING MECHANISM	11,704.89	-	-
4500023285	2/20/2019	Airgas Inc		G190-SAFETY/MED SUPPLIES	1,181.38	-	-
4500023286	2/20/2019	Chromate Industrial Corporation		G130-SHOP TOOLS	970.30	-	-
4500023287	2/20/2019	Daniels Tire Service	Small Business	B210-BUS TIRES & TUBES	22,134.51	-	-
4500023288	2/20/2019	Conveyor and Storage		P110-BLDG MAINTENANCE	11,125.00	-	-
4500023290	2/20/2019	SC Commercial, LLC		A120-AUTO/TRUCK GASOLINE	32,095.68	-	-
4500023291	2/21/2019	W.W. Grainger Inc		G140-SHOP SUPPLIES	345.71	-	-
4500023292	2/21/2019	Transit Holdings Inc		B140-BUS CHASSIS	1,844.51	-	-
4500023293	2/21/2019	Alliant Insurance Services Inc		P370-RISK MANAGEMENT	1,024.00	-	-
4500023294	2/21/2019	Kidde Technologies Inc		B160-BUS ELECTRICAL	33.56	-	-
4500023295	2/21/2019	Cubic Transportation Systems		G290-FARE REVENUE EQUIP	3,282.62	-	-
4500023296	2/21/2019	R.S. Hughes Co Inc		G140-SHOP SUPPLIES	211.41	-	-
4500023297	2/21/2019	VisioLogix Corporation		G120-SECURITY	214.99	-	-
4500023298	2/21/2019	Kurt Morgan		G200-OFFICE SUPPLIES	187.18	-	-
4500023299	2/21/2019	US Mobile Wireless		G120-SECURITY	590.00	-	-
4500023300	2/21/2019	Harbor Diesel & Equipment		B250-BUS REPAIR PARTS	465.05	-	-
4500023301	2/21/2019	Vern Rose Inc		B250-BUS REPAIR PARTS	420.23	-	-
4500023302	2/21/2019	Transit Holdings Inc		B250-BUS REPAIR PARTS	2,320.76	-	-
4500023303	2/21/2019	W.W. Grainger Inc		F110-SHOP/BLDG MACHINERY	476.89	-	-
4500023304	2/21/2019	Home Depot USA Inc		F110-SHOP/BLDG MACHINERY	343.01	-	-
4500023305	2/21/2019	Mcmaster-Carr Supply Co		B250-BUS REPAIR PARTS	65.67	-	-
4500023306	2/21/2019	Cummins Pacific LLC		P190-REV VEHICLE REPAIRS	220.00	-	-
4500023307	2/21/2019	S&A Systems Inc		P130-EQUIP MAINT REPR SVC	2,304.05	-	-

Purchase Orders							
PO Number	PO Date	Name	Prime Business Certification	Material Group	PO Value	DBE Subcontracted Amount	Non DBE Subcontracted Amount
4500023308	2/21/2019	South Bay Fence Inc	Small Business	F110-SHOP/BLDG MACHINERY	376.67	-	-
4500023309	2/21/2019	Cummins-Allison		G290-FARE REVENUE EQUIP	1,336.00	-	-
4500023310	2/21/2019	Shilpark Paint Corp.		G160-PAINTS & CHEMICALS	1,516.70	-	-
4500023311	2/21/2019	Gillig LLC		B250-BUS REPAIR PARTS	316.45	-	-
4500023312	2/21/2019	OneSource Distributors, LLC		G130-SHOP TOOLS	339.42	-	-
4500023313	2/21/2019	Johnson Controls Fire Protection LP		P280-GENERAL SVC AGRMNTS	3,957.47	-	-
4500023314	2/21/2019	Kaman Industrial Technologies		B250-BUS REPAIR PARTS	104.24	-	-
4500023315	2/21/2019	Kenneth Place		G130-SHOP TOOLS	377.07	-	-
4500023316	2/21/2019	Ansaldo Sts Usa Inc		M130-CROSSING MECHANISM	520.65	-	-
4500023317	2/21/2019	Culligan of San Diego		G140-SHOP SUPPLIES	1,645.60	-	-
4500023318	2/21/2019	Matthias Moos		M120-OVRHEAD CATENARY SYS	6,896.00	-	-
4500023319	2/21/2019	West-Lite Supply Co Inc	Small Business	R180-RAIL/LRV LIGHTING	683.36	-	-
4500023320	2/21/2019	Harbor Diesel & Equipment		P190-REV VEHICLE REPAIRS	9,980.00	-	-
4500023321	2/21/2019	W.W. Grainger Inc		G140-SHOP SUPPLIES	329.72	-	-
4500023322	2/21/2019	Siemens Mobility, Inc.		R160-RAIL/LRV ELECTRICAL	12,589.51	-	-
4500023323	2/21/2019	Reefco LLC		B110-BUS HVAC SYSTEMS	995.18	-	-
4500023324	2/21/2019	M Power Truck & Diesel Repair		P210-NON-REV VEH REPAIRS	465.00	-	-
4500023325	2/21/2019	Willy's Electronic Supply Co	Small Business	B160-BUS ELECTRICAL	496.51	-	-
4500023326	2/21/2019	Home Depot USA Inc		G210-OFFICE FURNITURE	362.04	-	-
4500023327	2/21/2019	W.W. Grainger Inc		R190-RAIL/LRV PANTOGRAPH	675.54	-	-
4500023328	2/21/2019	JKL Cleaning Systems	Small Business	F110-SHOP/BLDG MACHINERY	231.67	-	-
4500023329	2/21/2019	Siemens Mobility, Inc.		R160-RAIL/LRV ELECTRICAL	14,167.13	-	-
4500023330	2/21/2019	Reid and Clark Screen Arts Co		R120-RAIL/LRV CAR BODY	88.25	-	-
4500023331	2/21/2019	West End Holdings Inc		P260-TESTING & ANALYSIS	375.00	-	-
4500023333	2/21/2019	Elkhart Brass Manufacturing Co.		B130-BUS BODY	159.78	-	-
4500023334	2/22/2019	Downstream Services, Inc.	Small Business	P280-GENERAL SVC AGRMNTS	2,810.00	-	-
4500023335	2/22/2019	Transit Holdings Inc		B200-BUS PWR TRAIN EQUIP	26,977.97	-	-
4500023336	2/22/2019	Gillig LLC		B160-BUS ELECTRICAL	5,096.32	-	-
4500023337	2/22/2019	ABC Construction Co., Inc.		C110-GENERAL CONTRACTORS	4,917.01	-	2,227.41
4500023338	2/22/2019	Cummins Pacific LLC		B200-BUS PWR TRAIN EQUIP	17,344.10	-	-
4500023339	2/22/2019	The Gordian Group, Inc.		C130-CONSTRUCTION SVCS	146.52	-	-
4500023340	2/22/2019	4One LLC		B250-BUS REPAIR PARTS	320.40	-	-
4500023341	2/22/2019	Robcar Corporation	Small Business	G140-SHOP SUPPLIES	323.26	-	-
4500023342	2/22/2019	Home Depot USA Inc		G140-SHOP SUPPLIES	431.62	-	-
4500023343	2/22/2019	Cummins Pacific LLC		B200-BUS PWR TRAIN EQUIP	4,382.06	-	-
4500023344	2/22/2019	Waxie's Enterprises Inc.		G180-JANITORIAL SUPPLIES	5,995.54	-	-
4500023345	2/22/2019	Applied Industrial Technologies-CA		G170-LUBRICANTS	1,012.42	-	-
4500023346	2/25/2019	Wesco Distribution Inc		F110-SHOP/BLDG MACHINERY	201.91	-	-
4500023347	2/25/2019	Southern Counties Oil Co, LP		G170-LUBRICANTS	708.78	-	-
4500023348	2/25/2019	Professional Contractors Supplies		G190-SAFETY/MED SUPPLIES	132.58	-	-
4500023349	2/25/2019	Arizona Machinery LLC		A110-AUTO/TRUCK TIRES	165.83	-	-
4500023350	2/25/2019	Ace Uniforms & Accessories	Small Business	G240-UNIFORM PROCUREMENT	391.05	-	-
4500023351	2/25/2019	California Stamp Company	Small Business	G200-OFFICE SUPPLIES	78.11	-	-
4500023352	2/25/2019	General Information Systems Ltd		G120-SECURITY	375.00	-	-
4500023353	2/25/2019	W.W. Grainger Inc		G140-SHOP SUPPLIES	256.26	-	-
4500023354	2/25/2019	Mcmaster-Carr Supply Co		G140-SHOP SUPPLIES	182.31	-	-
4500023355	2/25/2019	Vericom LLC		G140-SHOP SUPPLIES	145.47	-	-
4500023356	2/25/2019	Cummins Pacific LLC		B200-BUS PWR TRAIN EQUIP	7,626.01	-	-

Purchase Orders							
PO Number	PO Date	Name	Prime Business Certification	Material Group	PO Value	DBE Subcontracted Amount	Non DBE Subcontracted Amount
4500023357	2/25/2019	Mohawk Mfg & Supply Co		B140-BUS CHASSIS	5,436.86	-	-
4500023358	2/25/2019	Transit Holdings Inc		B250-BUS REPAIR PARTS	159.48	-	-
4500023359	2/25/2019	Taymark		G200-OFFICE SUPPLIES	262.72	-	-
4500023360	2/25/2019	Staples Contract & Commercial Inc		G210-OFFICE FURNITURE	505.95	-	-
4500023361	2/25/2019	Kaman Industrial Technologies		B120-BUS MECHANICAL PARTS	2,414.07	-	-
4500023362	2/25/2019	SC Commercial, LLC		A120-AUTO/TRUCK GASOLINE	12,843.85	-	-
4500023363	2/25/2019	Cummins Pacific LLC		B200-BUS PWR TRAIN EQUIP	214.50	-	-
4500023364	2/25/2019	Industrial Maintenance Supply LLC	DBE	G150-FASTENERS	145.04	-	-
4500023365	2/25/2019	Norcon Communications Inc.		G200-OFFICE SUPPLIES	1,363.26	-	-
4500023366	2/25/2019	Home Depot USA Inc		F180-BUILDING MATERIALS	1,334.36	-	-
4500023367	2/25/2019	Chromate Industrial Corporation		G150-FASTENERS	265.66	-	-
4500023368	2/25/2019	Applied Industrial Technologies-CA		G170-LUBRICANTS	462.86	-	-
4500023369	2/25/2019	BCP Systems Inc	Small Business	G290-FARE REVENUE EQUIP	655.74	-	-
4500023370	2/25/2019	All The King's Flags		M200-YARD FACILITIES	655.55	-	-
4500023371	2/25/2019	Robcar Corporation	Small Business	G140-SHOP SUPPLIES	323.25	-	-
4500023372	2/26/2019	Charter Industrial Supply Inc	Small Business	B250-BUS REPAIR PARTS	129.09	-	-
4500023373	2/26/2019	CDW LLC		I110-INFORMATION TECH	1,442.24	-	-
4500023374	2/26/2019	Transit Holdings Inc		B110-BUS HVAC SYSTEMS	5,684.38	-	-
4500023375	2/26/2019	Hitech Software Inc		P280-GENERAL SVC AGRMNTS	85,437.65	-	-
4500023376	2/26/2019	Ask-Inttag LLC		G280-FARE MATERIALS	98,397.30	-	-
4500023377	2/26/2019	Dell Marketing L.P.		I110-INFORMATION TECH	3,335.48	-	-
4500023378	2/26/2019	CDW LLC		I110-INFORMATION TECH	817.48	-	-
4500023379	2/26/2019	Wesco Distribution Inc		F110-SHOP/BLDG MACHINERY	51.92	-	-
4500023380	2/26/2019	Sherwin Williams Company		F120-BUS/LRV PAINT BOOTHS	4,595.45	-	-
4500023381	2/26/2019	Gillig LLC		B110-BUS HVAC SYSTEMS	2,064.84	-	-
4500023382	2/26/2019	Penn Machine Company LLC		G170-LUBRICANTS	263.99	-	-
4500023383	2/26/2019	Ismael Frausto		R120-RAIL/LRV CAR BODY	481.15	-	-
4500023384	2/26/2019	General Signals Inc		M130-CROSSING MECHANISM	4,050.33	-	-
4500023385	2/26/2019	Knorr Brake Co-IFE North America		R140-RAIL/LRV DOORS/RAMP	16,105.19	-	-
4500023386	2/26/2019	San Diego Seal Inc	Small Business	R230-RAIL/LRV MECHANICAL	624.04	-	-
4500023387	2/27/2019	General Information Systems Ltd		G120-SECURITY	528.00	-	-
4500023388	2/27/2019	IPC (USA), Inc.		A120-AUTO/TRUCK GASOLINE	23,331.44	-	-
4500023389	2/27/2019	Rush Truck Centers of California		B200-BUS PWR TRAIN EQUIP	3,862.03	-	-
4500023390	2/27/2019	W.W. Grainger Inc		F110-SHOP/BLDG MACHINERY	137.21	-	-
4500023391	2/27/2019	Transit Holdings Inc		B250-BUS REPAIR PARTS	981.32	-	-
4500023392	2/27/2019	Mohawk Mfg & Supply Co		B160-BUS ELECTRICAL	486.05	-	-
4500023393	2/27/2019	Jeyco Products Inc		G130-SHOP TOOLS	471.03	-	-
4500023394	2/27/2019	The Truck Lighthouse		B160-BUS ELECTRICAL	42.56	-	-
4500023395	2/27/2019	M Power Truck & Diesel Repair		P130-EQUIP MAINT REPR SVC	2,267.02	-	-
4500023396	2/27/2019	Myers & Sons Hi-Way Safety Inc		M140-WAYSIDE SIGNALS	1,325.33	-	-
4500023397	2/27/2019	Knorr Brake Company		R220-RAIL/LRV TRUCKS	7,477.85	-	-
4500023398	2/27/2019	JKL Cleaning Systems	Small Business	P130-EQUIP MAINT REPR SVC	764.97	-	-
4500023399	2/27/2019	Transit Holdings Inc		B250-BUS REPAIR PARTS	3,619.72	-	-
4500023400	2/27/2019	Kaman Industrial Technologies		B200-BUS PWR TRAIN EQUIP	377.90	-	-
4500023401	2/27/2019	Cummins Pacific LLC		B130-BUS BODY	12,320.36	-	-
4500023402	2/27/2019	Cummins Pacific LLC		P190-REV VEHICLE REPAIRS	1,086.91	-	-
4500023403	2/27/2019	Tribologik Corporation		G140-SHOP SUPPLIES	2,317.16	-	-
4500023404	2/27/2019	Charter Industrial Supply Inc	Small Business	B250-BUS REPAIR PARTS	52.50	-	-

Purchase Orders							
PO Number	PO Date	Name	Prime Business Certification	Material Group	PO Value	DBE Subcontracted Amount	Non DBE Subcontracted Amount
4500023405	2/27/2019	Transit Holdings Inc		B130-BUS BODY	3,408.75	-	-
4500023406	2/27/2019	Cummins Pacific LLC		B200-BUS PWR TRAIN EQUIP	2,271.52	-	-
4500023407	2/27/2019	Professional Contractors Supplies		G130-SHOP TOOLS	540.11	-	-
4500023408	2/27/2019	OneSource Distributors, LLC		M110-SUB STATION	2,004.85	-	-
4500023409	2/27/2019	Geiger Bros		G250-NOVELTIES & AWARDS	3,279.76	-	-
4500023410	2/27/2019	Waxie's Enterprises Inc.		G180-JANITORIAL SUPPLIES	780.33	-	-
4500023411	2/27/2019	Eran Hason		P120-BLDG/FACILITY REPRS	511.82	-	-
4500023412	2/27/2019	West End Holdings Inc		P260-TESTING & ANALYSIS	75.00	-	-
4500023413	2/27/2019	Penn Machine Company LLC		G170-LUBRICANTS	263.99	-	-
4500023414	2/27/2019	Siemens Mobility, Inc.		R160-RAIL/LRV ELECTRICAL	15,736.89	-	-
4500023415	2/27/2019	ABC Construction Co., Inc.		P120-BLDG/FACILITY REPRS	72,734.32	-	49,444.79
4500023416	2/27/2019	The Gordian Group, Inc.		P120-BLDG/FACILITY REPRS	2,167.34	-	-
4500023417	2/28/2019	San Diego Community		G120-SECURITY	46.00	-	-
4500023418	2/28/2019	Uline		F170-MATL HANDLING EQUIP	817.83	-	-
4500023419	2/28/2019	Carlos Guzman Inc		R110-RAIL/LRV PROCRMNT	2,925.00	-	-
4500023420	2/28/2019	Robcar Corporation	Small Business	G110-BUS/TROLLEY SIGNAGE	193.95	-	-
4500023421	2/28/2019	Muncie Transit Supply		B120-BUS MECHANICAL PARTS	551.85	-	-
4500023422	2/28/2019	R.S. Hughes Co Inc		F110-SHOP/BLDG MACHINERY	981.13	-	-
4500023423	2/28/2019	Siemens Mobility, Inc.		R160-RAIL/LRV ELECTRICAL	1,959.98	-	-
4500023424	2/28/2019	Freeby Signs		B250-BUS REPAIR PARTS	269.38	-	-
4500023425	2/28/2019	Willy's Electronic Supply Co	Small Business	M180-STATION ELECTRICAL	74.31	-	-
4500023426	2/28/2019	Ace Uniforms & Accessories	Small Business	G240-UNIFORM PROCUREMENT	2,999.00	-	-
4500023427	2/28/2019	San Diego Friction Products, Inc.		B140-BUS CHASSIS	1,373.82	-	-
4500023428	2/28/2019	Smart Car Care Products Inc		R240-RAIL/LRV REPR PARTS	504.14	-	-
4500023429	2/28/2019	Genuine Parts Co		A140-AUTO/TRUCK REPAIR	811.14	-	-
4500023430	2/28/2019	West-Lite Supply Co Inc	Small Business	M200-YARD FACILITIES	104.21	-	-
4500023431	2/28/2019	HI-TEC Enterprises	Small Business	R220-RAIL/LRV TRUCKS	2,478.25	-	-
4500023432	2/28/2019	Harbor Diesel & Equipment		B200-BUS PWR TRAIN EQUIP	2,546.10	-	-
4500023433	2/28/2019	Home Depot USA Inc		G130-SHOP TOOLS	1,780.60	-	-
4500023434	2/28/2019	Home Depot USA Inc		G140-SHOP SUPPLIES	118.10	-	-
4500023435	2/28/2019	Waytek Inc		G140-SHOP SUPPLIES	135.40	-	-
4500023436	2/28/2019	Waxie's Enterprises Inc.		G180-JANITORIAL SUPPLIES	721.16	-	-
4500023437	2/28/2019	Prochem Specialty Products Inc	Small Business	G180-JANITORIAL SUPPLIES	2,782.98	-	-
4500023438	2/28/2019	W.W. Grainger Inc		R120-RAIL/LRV CAR BODY	1,063.32	-	-
4500023439	2/28/2019	Golden State Supply LLC		G140-SHOP SUPPLIES	150.75	-	-
4500023440	2/28/2019	Lucerix International Corporation		B130-BUS BODY	86.26	-	-
4500023441	3/1/2019	Airgas Inc		G190-SAFETY/MED SUPPLIES	2,718.11	-	-
4500023442	3/1/2019	Don Oleson Inc	Small Business	B200-BUS PWR TRAIN EQUIP	7,354.03	-	-
4500023443	3/1/2019	Charter Industrial Supply Inc	Small Business	B120-BUS MECHANICAL PARTS	315.98	-	-
4500023444	3/1/2019	JKL Cleaning Systems	Small Business	F110-SHOP/BLDG MACHINERY	1,532.67	-	-
4500023445	3/1/2019	Miller Public Affairs, LLC		P410-CONSULTING	72,000.00	-	-
4500023446	3/1/2019	Uline		G140-SHOP SUPPLIES	394.37	-	-
4500023447	3/1/2019	Carlos Guzman Inc		R120-RAIL/LRV CAR BODY	2,950.02	-	-
4500023448	3/1/2019	Annex Automotive and		F120-BUS/LRV PAINT BOOTHS	4,703.49	-	-
4500023449	3/1/2019	Chromate Industrial Corporation		G150-FASTENERS	1,323.52	-	-
4500023450	3/1/2019	Home Depot USA Inc		F180-BUILDING MATERIALS	182.38	-	-
4500023451	3/1/2019	Knorr Brake Company		R220-RAIL/LRV TRUCKS	5,077.18	-	-
4500023452	3/1/2019	Team One Repair Inc	Small Business	G290-FARE REVENUE EQUIP	554.69	-	-

Purchase Orders							
PO Number	PO Date	Name	Prime Business Certification	Material Group	PO Value	DBE Subcontracted Amount	Non DBE Subcontracted Amount
4500023453	3/1/2019	Kenneth Place		F190-LANDSCAPING MAT'LS	413.71	-	-
4500023454	3/1/2019	Educational Services Inc		P310-ADVERTISING SERVICES	2,975.00	-	-
4500023455	3/1/2019	National Conflict Resolution Center		P310-ADVERTISING SERVICES	3,052.55	-	-
4500023456	3/1/2019	CDW LLC		I110-INFORMATION TECH	88.52	-	-
4500023457	3/1/2019	Newegg Business, Inc.		I110-INFORMATION TECH	805.26	-	-
4500023458	3/1/2019	Wave Technology Solutions Group Inc	Small Business	I120-INFO TECH, SVCS	32,198.22	-	-
4500023463	3/4/2019	Cummins Pacific LLC		P190-REV VEHICLE REPAIRS	220.00	-	-
4500023464	3/4/2019	MCAS Miramar Vet		G120-SECURITY	1,938.35	-	-
4500023465	3/4/2019	Rush Truck Centers of California		B200-BUS PWR TRAIN EQUIP	4,046.02	-	-
4500023466	3/4/2019	Kurt Morgan		G200-OFFICE SUPPLIES	74.03	-	-
4500023467	3/4/2019	Airgas Inc		G140-SHOP SUPPLIES	685.55	-	-
4500023468	3/4/2019	Supreme Oil Company		B180-BUS DIESEL	7,790.33	-	-
4500023469	3/4/2019	SANDAG		C120-SPECIALTY CONTRACTOR	2,499.98	-	-
4500023470	3/4/2019	Home Depot USA Inc		G140-SHOP SUPPLIES	245.35	-	-
4500023471	3/4/2019	Dimensional Silk Screen Inc		G110-BUS/TROLLEY SIGNAGE	8,640.00	-	-
4500023472	3/4/2019	Transit Holdings Inc		B130-BUS BODY	37,130.38	-	-
4500023474	3/4/2019	Gillig LLC		B140-BUS CHASSIS	19,529.78	-	-
4500023475	3/4/2019	Magnetic Ticket & Label Corp		G280-FARE MATERIALS	22,616.73	-	-
4500023476	3/4/2019	Phil's BBQ		P480-EE MAINTENANCE	5,492.81	-	-
4500023477	3/4/2019	Cummins Pacific LLC		B200-BUS PWR TRAIN EQUIP	48,063.14	-	-
4500023479	3/5/2019	Transit Holdings Inc		B250-BUS REPAIR PARTS	409.62	-	-
4500023480	3/5/2019	W.W. Grainger Inc		F110-SHOP/BLDG MACHINERY	552.55	-	-
4500023481	3/5/2019	Kaman Industrial Technologies		F110-SHOP/BLDG MACHINERY	63.97	-	-
4500023482	3/5/2019	Norman Industrial Materials		F110-SHOP/BLDG MACHINERY	47.97	-	-
4500023483	3/5/2019	Staples Contract & Commercial Inc		P280-GENERAL SVC AGRMNTS	160.20	-	-
4500023484	3/5/2019	R.B. Hornberger Co Inc		G140-SHOP SUPPLIES	161.63	-	-
4500023485	3/5/2019	Cummins Pacific LLC		P190-REV VEHICLE REPAIRS	295.00	-	-
4500023486	3/5/2019	Powell Electrical Systems Inc		M110-SUB STATION	1,347.10	-	-
4500023487	3/5/2019	Drain Medic Inc	Small Business	P280-GENERAL SVC AGRMNTS	2,909.28	-	-
4500023488	3/5/2019	Industrial Maintenance Supply LLC	DBE	G150-FASTENERS	131.96	-	-
4500023489	3/5/2019	Harbor Diesel & Equipment		B250-BUS REPAIR PARTS	474.75	-	-
4500023490	3/5/2019	Transit Holdings Inc		B250-BUS REPAIR PARTS	33,542.55	-	-
4500023491	3/5/2019	Gillig LLC		B250-BUS REPAIR PARTS	9,564.73	-	-
4500023492	3/5/2019	Home Depot USA Inc		F110-SHOP/BLDG MACHINERY	800.86	-	-
4500023493	3/5/2019	Sid Tool Co		P540-MAINTENANCE TRAINING	771.67	-	-
4500023494	3/5/2019	Cummins Pacific LLC		B200-BUS PWR TRAIN EQUIP	313.16	-	-
4500023495	3/5/2019	Shilpark Paint Corp.		F150-DOORS, OVERHEAD	1,049.08	-	-
4500023496	3/5/2019	California Sheet Metal Works	Small Business	R240-RAIL/LRV REPR PARTS	26,371.00	-	-
4500023497	3/5/2019	Material Sales Inc	Small Business	M200-YARD FACILITIES	732.07	-	-
4500023498	3/5/2019	Eran Hason		P120-BLDG/FACILITY REPRS	65.00	-	-
4500023499	3/5/2019	Tennant Sales & Serv Co		P130-EQUIP MAINT REPR SVC	220.95	-	-
4500023500	3/6/2019	Steven Timme		G110-BUS/TROLLEY SIGNAGE	205.16	-	-
4500023501	3/6/2019	Shilpark Paint Corp.		G160-PAINTS & CHEMICALS	438.01	-	-
4500023502	3/6/2019	Supreme Oil Company		A120-AUTO/TRUCK GASOLINE	1,824.84	-	-
4500023503	3/6/2019	Steven Timme		G110-BUS/TROLLEY SIGNAGE	630.16	-	-
4500023504	3/7/2019	Sherwin Williams Company		F120-BUS/LRV PAINT BOOTHS	243.47	-	-
4500023505	3/7/2019	DESIGN ENGINEERING INC	Woman Owned Business	R160-RAIL/LRV ELECTRICAL	816.28	-	-
4500023507	3/7/2019	Supreme Oil Company		A120-AUTO/TRUCK GASOLINE	5,733.45	-	-

Purchase Orders							
PO Number	PO Date	Name	Prime Business Certification	Material Group	PO Value	DBE Subcontracted Amount	Non DBE Subcontracted Amount
4500023508	3/7/2019	W.W. Grainger Inc		G140-SHOP SUPPLIES	123.74	-	-
4500023509	3/7/2019	TK Services Inc	Small Business	B200-BUS PWR TRAIN EQUIP	850.35	-	-
4500023510	3/7/2019	VisioLogix Corporation		G120-SECURITY	505.34	-	-
4500023511	3/7/2019	Merrimac Petroleum Inc	Woman Owned Business	A120-AUTO/TRUCK GASOLINE	25,428.59	-	-
4500023512	3/7/2019	Staples Contract & Commercial Inc		G200-OFFICE SUPPLIES	406.60	-	-
4500023513	3/7/2019	BCP Systems Inc	Small Business	G290-FARE REVENUE EQUIP	556.85	-	-
4500023514	3/7/2019	Reid and Clark Screen Arts Co		G120-SECURITY	47.62	-	-
4500023515	3/7/2019	Air & Lube Systems Inc	Small Business	F110-SHOP/BLDG MACHINERY	117.67	-	-
4500023516	3/7/2019	Rush Truck Centers of California		B120-BUS MECHANICAL PARTS	400.83	-	-
4500023517	3/7/2019	RegACar Inc		P190-REV VEHICLE REPAIRS	946.00	-	-
4500023518	3/7/2019	R.S. Hughes Co Inc		G140-SHOP SUPPLIES	319.91	-	-
4500023519	3/7/2019	Clear Sign & Design Inc		P280-GENERAL SVC AGRMNTS	921.57	-	-
4500023520	3/7/2019	Cummins Pacific LLC		B250-BUS REPAIR PARTS	622.83	-	-
4500023521	3/7/2019	GCCCD Auxiliary Organization		P540-MAINTENANCE TRAINING	522.61	-	-
4500023522	3/7/2019	Transit Holdings Inc		B250-BUS REPAIR PARTS	334.89	-	-
4500023523	3/7/2019	Cummins Pacific LLC		B200-BUS PWR TRAIN EQUIP	38,613.31	-	-
4500023524	3/7/2019	SC Commercial, LLC		A120-AUTO/TRUCK GASOLINE	1,960.47	-	-
4500023525	3/7/2019	Cummins Pacific LLC		B200-BUS PWR TRAIN EQUIP	2,505.06	-	-
4500023526	3/7/2019	Kaman Industrial Technologies		G140-SHOP SUPPLIES	72.21	-	-
4500023527	3/7/2019	Kaman Industrial Technologies		B250-BUS REPAIR PARTS	147.88	-	-
4500023529	3/7/2019	Jankovich Company		G170-LUBRICANTS	3,120.18	-	-
4500023530	3/7/2019	Willy's Electronic Supply Co	Small Business	B250-BUS REPAIR PARTS	613.65	-	-
4500023531	3/7/2019	Total Filtration Services Inc		R230-RAIL/LRV MECHANICAL	1,776.33	-	-
4500023532	3/7/2019	Golden State Supply LLC		G180-JANITORIAL SUPPLIES	54.77	-	-
4500023533	3/7/2019	Siemens Mobility, Inc.		R240-RAIL/LRV REPR PARTS	5,870.00	-	-
4500023534	3/7/2019	OneSource Distributors, LLC		M110-SUB STATION	2,583.59	-	-
4500023535	3/7/2019	Transtechnik Corp USA		R160-RAIL/LRV ELECTRICAL	5,622.87	-	-
4500023536	3/7/2019	Annex Automotive and		F120-BUS/LRV PAINT BOOTHS	2,356.30	-	-
4500023537	3/7/2019	Reid and Clark Screen Arts Co		R120-RAIL/LRV CAR BODY	2,381.28	-	-
4500023538	3/7/2019	Knorr Brake Company		R160-RAIL/LRV ELECTRICAL	31,707.41	-	-
4500023539	3/7/2019	Siemens Mobility, Inc.		R160-RAIL/LRV ELECTRICAL	45,784.18	-	-
4500023540	3/7/2019	Robcar Corporation	Small Business	P110-BLDG MAINTENANCE	689.60	-	-
4500023541	3/7/2019	West End Holdings Inc		P260-TESTING & ANALYSIS	450.00	-	-
4500023542	3/7/2019	Shilpark Paint Corp.		G160-PAINTS & CHEMICALS	422.89	-	-
4500023543	3/7/2019	Daniels Tire Service	Small Business	A110-AUTO/TRUCK TIRES	3,393.49	-	-
4500023544	3/7/2019	General Signals Inc		M130-CROSSING MECHANISM	2,241.20	-	-
4500023545	3/7/2019	W.W. Grainger Inc		G120-SECURITY	757.26	-	-
4500023546	3/7/2019	Home Depot USA Inc		G140-SHOP SUPPLIES	410.85	-	-
4500023547	3/7/2019	Office Depot		G210-OFFICE FURNITURE	3,387.02	-	-
4500023548	3/7/2019	James M. McFarland	Small Business	G230-PRINTED MATERIALS	271.53	-	-
4500023549	3/7/2019	Brand Makers LLC		G240-UNIFORM PROCUREMENT	3,028.88	-	-
4500023550	3/7/2019	Terraboost Media, LLC		P310-ADVERTISING SERVICES	3,498.92	-	-
4500023551	3/7/2019	CDW LLC		I110-INFORMATION TECH	1,220.75	-	-
4500023552	3/7/2019	Cynthia Corbin		P440-CATERING SERVICES	2,586.00	-	-
4500023553	3/7/2019	CDW LLC		I110-INFORMATION TECH	1,749.84	-	-
4500023554	3/8/2019	Transit Holdings Inc		B160-BUS ELECTRICAL	3,262.08	-	-
4500023555	3/8/2019	Mohawk Mfg & Supply Co		B140-BUS CHASSIS	333.60	-	-
4500023556	3/8/2019	Transit Holdings Inc		P540-MAINTENANCE TRAINING	842.14	-	-

Purchase Orders							
PO Number	PO Date	Name	Prime Business Certification	Material Group	PO Value	DBE Subcontracted Amount	Non DBE Subcontracted Amount
4500023557	3/8/2019	Steven Timme		G230-PRINTED MATERIALS	362.45	-	-
4500023558	3/8/2019	ABC Construction Co., Inc.		F110-SHOP/BLDG MACHINERY	18,715.81	-	15,215.95
4500023559	3/8/2019	TK Services Inc	Small Business	B110-BUS HVAC SYSTEMS	802.76	-	-
4500023560	3/8/2019	Gillig LLC		B250-BUS REPAIR PARTS	276.48	-	-
4500023561	3/8/2019	W.W. Grainger Inc		G140-SHOP SUPPLIES	1,529.77	-	-
4500023562	3/8/2019	Jeyco Products Inc		G130-SHOP TOOLS	809.27	-	-
4500023563	3/8/2019	Muncie Transit Supply		B160-BUS ELECTRICAL	1,428.52	-	-
4500023564	3/8/2019	Mohawk Mfg & Supply Co		B160-BUS ELECTRICAL	1,618.68	-	-
4500023565	3/8/2019	Don Oleson Inc	Small Business	B200-BUS PWR TRAIN EQUIP	9,805.38	-	-
4500023566	3/8/2019	Kiel NA LLC		B250-BUS REPAIR PARTS	2,911.51	-	-
4500023567	3/8/2019	Wesco Distribution Inc		F110-SHOP/BLDG MACHINERY	111.37	-	-
4500023568	3/8/2019	Buswest LLC		B110-BUS HVAC SYSTEMS	78.44	-	-
4500023569	3/8/2019	The Gordian Group, Inc.		F110-SHOP/BLDG MACHINERY	557.69	-	-
4500023570	3/8/2019	The Gordian Group, Inc.		F120-BUS/LRV PAINT BOOTHS	3,055.35	-	-
4500023571	3/8/2019	Brault Inc	Small Business	I130-IT CAPITAL HARDWARE	2,794.10	-	-
4500023572	3/11/2019	Reid and Clark Screen Arts Co		G120-SECURITY	81.89	-	-
4500023573	3/11/2019	711 Print Enterprises Inc	DBE	G120-SECURITY	1,927.65	-	-
4500023574	3/11/2019	Luminator Mass Transit, LLC		G110-BUS/TROLLEY SIGNAGE	154.09	-	-
4500023575	3/11/2019	Southern Counties Lubricants LLC		G170-LUBRICANTS	7,315.80	-	-
4500023576	3/11/2019	Transit Holdings Inc		B200-BUS PWR TRAIN EQUIP	36,290.60	-	-
4500023577	3/11/2019	Gillig LLC		B160-BUS ELECTRICAL	12,158.67	-	-
4500023578	3/11/2019	Cummins Pacific LLC		B140-BUS CHASSIS	8,037.10	-	-
4500023580	3/11/2019	W.W. Grainger Inc		B250-BUS REPAIR PARTS	729.24	-	-
4500023581	3/11/2019	Wesco Distribution Inc		F180-BUILDING MATERIALS	169.81	-	-
4500023582	3/11/2019	Willy's Electronic Supply Co	Small Business	G130-SHOP TOOLS	99.91	-	-
4500023583	3/11/2019	Business Office Outfitters	Woman Owned Business	G210-OFFICE FURNITURE	1,768.19	-	-
4500023584	3/11/2019	El Dorado Coatings Inc	Small Business	R120-RAIL/LRV CAR BODY	185.00	-	-
4500023585	3/11/2019	Freeby Signs		B250-BUS REPAIR PARTS	502.59	-	-
4500023586	3/11/2019	Kiel NA LLC		B250-BUS REPAIR PARTS	323.25	-	-
4500023587	3/11/2019	American Seating Company	Small Business	B250-BUS REPAIR PARTS	452.55	-	-
4500023588	3/11/2019	Allied Refrigeration Inc	Small Business	B110-BUS HVAC SYSTEMS	338.12	-	-
4500023589	3/11/2019	Valley Power Systems Inc	Small Business	B250-BUS REPAIR PARTS	1,277.10	-	-
4500023590	3/11/2019	Cummins Pacific LLC		P190-REV VEHICLE REPAIRS	220.00	-	-
4500023591	3/11/2019	Transit Holdings Inc		B250-BUS REPAIR PARTS	1,245.06	-	-
4500023592	3/11/2019	Transit Holdings Inc		B250-BUS REPAIR PARTS	9,632.45	-	-
4500023593	3/11/2019	Vinyard Doors	Woman Owned Business	P120-BLDG/FACILITY REPRS	876.00	-	-
4500023594	3/11/2019	R.B. Hornberger Co Inc		M130-CROSSING MECHANISM	1,913.64	-	-
4500023595	3/11/2019	Professional Contractors Supplies		G160-PAINTS & CHEMICALS	993.29	-	-
4500023596	3/11/2019	W.W. Grainger Inc		F110-SHOP/BLDG MACHINERY	394.79	-	-
4500023597	3/11/2019	Kyle Bonamo		R180-RAIL/LRV LIGHTING	937.39	-	-
4500023598	3/11/2019	Airgas Inc		G140-SHOP SUPPLIES	2,959.15	-	-
4500023599	3/11/2019	Maintex Inc		G170-LUBRICANTS	1,100.45	-	-
4500023600	3/11/2019	Allied Refrigeration Inc	Small Business	R170-RAIL/LRV HVAC	1,395.75	-	-
4500023601	3/11/2019	Schunk Carbon Technology LLC		R190-RAIL/LRV PANTOGRAPH	30,704.44	-	-
4500023602	3/11/2019	Verdugo Testing Co Inc	Small Business	F200-TANK EQUIPMENT	500.00	-	-
4500023603	3/11/2019	Cable, Pipe & Leak Detection, Inc.		P280-GENERAL SVC AGRMNTS	2,200.00	-	-
4500023604	3/11/2019	Home Depot USA Inc		F180-BUILDING MATERIALS	593.56	-	-
4500023605	3/11/2019	Graybar Electric Co Inc		M110-SUB STATION	1,347.67	-	-

Purchase Orders							
PO Number	PO Date	Name	Prime Business Certification	Material Group	PO Value	DBE Subcontracted Amount	Non DBE Subcontracted Amount
4500023606	3/12/2019	Sportworks Northwest Inc		B130-BUS BODY	413.76	-	-
4500023607	3/12/2019	Shilpark Paint Corp.		F180-BUILDING MATERIALS	438.01	-	-
4500023608	3/12/2019	Vern Rose Inc		G140-SHOP SUPPLIES	1,493.01	-	-
4500023609	3/12/2019	W.W. Grainger Inc		F110-SHOP/BLDG MACHINERY	273.71	-	-
4500023610	3/12/2019	Charter Industrial Supply Inc	Small Business	F110-SHOP/BLDG MACHINERY	294.66	-	-
4500023611	3/12/2019	TAKKT America Holding Inc		G210-OFFICE FURNITURE	7,276.50	-	-
4500023612	3/12/2019	Culligan of San Diego		M140-WAYSIDE SIGNALS	2,273.77	-	-
4500023613	3/12/2019	Gillig LLC		G140-SHOP SUPPLIES	336.69	-	-
4500023614	3/12/2019	Willy's Electronic Supply Co	Small Business	G270-ELECTRICAL/LIGHTING	2,114.86	-	-
4500023615	3/12/2019	Kaman Industrial Technologies		G140-SHOP SUPPLIES	8,185.62	-	-
4500023616	3/12/2019	Home Depot USA Inc		G210-OFFICE FURNITURE	868.03	-	-
4500023617	3/12/2019	Mohawk Mfg & Supply Co		B140-BUS CHASSIS	389.04	-	-
4500023618	3/12/2019	Reid and Clark Screen Arts Co		R120-RAIL/LRV CAR BODY	820.79	-	-
4500023619	3/12/2019	State of California		F130-VEH HOISTS, JACKS	195.00	-	-
4500023620	3/12/2019	Merrimac Petroleum Inc	Woman Owned Business	A120-AUTO/TRUCK GASOLINE	22,973.87	-	-
4500023621	3/12/2019	Industrial Maintenance Supply LLC	DBE	G150-FASTENERS	216.16	-	-
4500023622	3/12/2019	Annex Automotive and		F120-BUS/LRV PAINT BOOTHS	4,776.99	-	-
4500023623	3/12/2019	Robcar Corporation	Small Business	G190-SAFETY/MED SUPPLIES	452.55	-	-
4500023624	3/12/2019	Professional Contractors Supplies		G130-SHOP TOOLS	192.29	-	-
4500023625	3/12/2019	Chromate Industrial Corporation		G150-FASTENERS	27.25	-	-

EXPENSE CONTRACTS				
Doc #	Organization	Subject	Amount	Day
G2212.0-19	ENVIRONMENTAL LAW GROUP LLP	LEGAL SERVICES - ENVIRONMENTAL LEGAL SERVICES	\$69,796.09	2/6/2019
B0655.1-16	TERMINIX	EXERCISE OPTION YEARS 1&2	\$18,256.00	2/6/2019
PWL204.4-16	ABC CONSTRUCTION, INC	REVISE CONTRACT EXPIRATION DATE	\$0.00	2/7/2019
G1953.0-17-AE-11.01	PACIFIC RAILWAY ENTERPRISES	NO TIME COST EXTENSION	\$0.00	2/7/2019
G2016.0-17.16.03	TRC ENGINEERS	WOA EXECUTION FOR CM SERVICES	\$66,693.12	2/8/2019
PWL182.0-16-27.02	HERZOG CONSTRUCTION	EXTRA WORK FOR TURNOUT S37 REPLACEMENT	\$27,536.32	2/12/2019
PWL204.0-16-15.04	ABC CONSTRUCTION	NCTD PERMIT FEES	\$1,508.28	2/12/2019
G1949.2-17	JACOBS ENGINEERING GROUP	ADD PARAGRAPH H TO SCOPE OF WORK	\$0.00	2/13/2019
G2245.0-19	KEGEL TOBIN & TRUCE APC	LEGAL SERVICES - WORKERS COMPENSATION	\$75,000.00	2/13/2019
G1953.2-17	PACIFIC RAILWAY ENTERPRISES	ADD PARAGRAPH H TO SCOPE OF WORK	\$0.00	2/13/2019
PWL204.0-16JOC-24	ABC CONSTRUCTION	FASHION VALLEY STAIRWELLS REPAIR	\$72,734.32	2/13/2019
G1947.2-17	HDR ENGINEERING	ADD PARAGRAPH H TO SCOPE OF WORK	\$0.00	2/14/2019
PWG253.1-18	ACM LIGHTING SERVICES	ADD FUNDS FOR LAND MANAGEMENT PORTION	\$10,000.00	2/14/2019
G1946.3-17	GLOBAL SIGNALS GROUP	ADD PARAGRAPH H TO SCOPE OF WORK	\$0.00	2/15/2019
G1946.0-17AE-28.01	GLOBAL SIGNALS GROUP	NO COST TIME EXTENSION	\$0.00	2/15/2019
G1947.0-17AE-10.02	HDR ENGINEERING	NO COST TIME EXTENSION	\$0.00	2/20/2019
PWL204.0-16JOC-52	ABC CONSTRUCTION	IAD MOP SINK	\$4,917.01	2/20/2019
G2232.0-19	CITY OF CHULA VISTA	CITY OF CHULA VISTA MARKETING PARTNERSHIP	\$0.00	2/20/2019
PWG225.2-17	COMFORT MECHANICAL	INCREASE UNSCHEDULED REPAIR ALLOWANCE	\$50,000.00	2/20/2019
G1947.0-17AE-16.01	HRD ENGINEERING	INCREASES HOURLY RATES 2.5%	\$0.00	2/20/2019
G1983.1-17	RED TRUCK FIRE & SAFETY	CORRECTS EXPIRATION DATE ON AGREEMENT	\$0.00	2/20/2019
G1928.3-16	T&T JANITORIAL	RESUME JANITORIAL SERVICES TO 1ST FLOOR OF TAXI	\$0.00	2/21/2019
L1485.4-16	SIEMENS MOBILITY	LRV TIRE KITS	\$0.00	2/21/2019
G2238.0-19	SANDAG	MOU - MTS, SANDAG & CITY OF CHULA VISTA	\$0.00	2/25/2019
PWL204.0-167504-15.5	ABC CONSTRUCTION	ROOF DESIGN CHANGES	\$44,480.37	3/4/2019
PWL234.0-177503-50	ABC CONSTRUCTION	BLDG C LOADING DOCK SUMP PUMPS	\$18,715.81	3/5/2019
PWL204.0-167504-48.1	ABC CONSTRUCTION	EUCLID AVE PAVING	\$2,136.13	3/11/2019
PWL204.0-167504-41.1	ABC CONSTRUCTION	LA MESA BOLLAR REPAIR	\$1,047.28	3/11/2019

REVENUE CONTRACTS & MOUs				
Doc #	Organization	Subject	Amount	Day
G2101.1-18	NATIONAL CITY CHAMBER OF COMMERCE	OPTION YEARS FOR EL MARIACHI FESTIVAL	\$0.00	2/5/2019
L1472.0-19	PINNACLE INTERNATIONAL DEVELOPMENT	ROE - CONSTRUCT TWO 32 STORY HEIGHT RISE	\$4,950.00	2/6/2019
L0901.0-10.81	BRICEHOUSE STATION	HARD ROCK HOTEL - ANNUAL CONF. LUNCHEON	\$3,500.00	2/6/2019
L0901.0-10.83	BRICEHOUSE STATION	MARITZ TRAVEL - KIA RIDE & DRIVE	\$21,000.00	2/6/2019
L6777.1-18	JAMES W. FOWLER CO	JROE - UPDATE PERMITTED TO ADD ADDITIONAL SCOPE	\$750.00	2/9/2019
L1494.0-19	HELIX ENVIRONMENTAL PLANNING, INC.	ROE - GRANTVILLE STATION	\$0.00	2/12/2019
L1493.0-19	ROLCOM CORPORATION	ROE - MASSACHUSETTS TROLLEY STATION	\$2,025.00	2/12/2019
L1496.0-19	DAVIES ELECTRIC CO	ROE - MILEPOST EL 16.10	\$1,575.00	2/14/2019
L68778.0-19	T.Y. LIN INTERNATIONAL	JROE - OVERSIGHT NAVY FUEL PIPELINE	\$0.00	2/15/2019
L1486.0-19	SAN DIEGO HALF MARATHON	ROE - SD HALF MARATHON	\$750.00	2/21/2019
L5799.1-17	NPL CONSTRUCTION	JROE - EXTEND PERMIT EXPIRATION DATE	\$750.00	2/21/2019
G2238.0-19	SANDAG	MOU - MTS, SANDAG & CITY OF CHULA VISTA	\$0.00	2/25/2019
L1415.1-18	KTA CONSTRUCTION	ROE - EXTEND EXPIRATION DATE	\$750.00	2/25/2019
G2239.0-19	CITY OF CHULA VISTA	MOU - MTS & CITY OF CHULA VISTA	\$0.00	2/25/2019
G2198.0-19	SANDAG	SOUTH BAY RAPID PROJECT – AGRMT. SANDAG, MTS & CHULA VISTA	\$0.00	2/25/2019
G2224.0-19	TELECARE CORPORATION	MTS COMPASS CARD EMPLOYER PROGRAM	\$0.00	2/26/2019
S200-19-693	NASNI MWR DEPARTMENT	ROE - HARBOR DRIVE AND CESAR CHAVEZ	\$0.00	3/1/2019
L1489.0-19	SOUTHERN CONTRACTING COMPANY	ROE - SAN DIEGO DOWNTOWN	\$750.00	3/1/2019
G2248.0-19	MEDIA ARTS CENTER	TRADE AGREEMENT TO PROMOTE LATINO FILM FESTIVAL	\$0.00	3/4/2019
G2235.0-19	HAZARD CENTER	PARTNERSHIP BETWEEN MTS AND HAZARD CENTER	\$0.00	3/5/2019
L1491.0-19	UNDERGROUND SOLUTIONS	ROE - 14TH AND COMMERCIAL	\$1,200.00	3/11/2019
L1313.1-16	DIVERSIFIED UTILITY SERVICES	JROE - TIME EXTENSION	\$750.00	3/11/2019
B0697.0-19	SELECT ELECTRIC	ROE - INSTALL NEW FIBER OPTIC CABLE	\$0.00	3/11/2019
L1498.0-19	NATIONAL CITY CHAMBER OF COMMERCE	ROE - H STREET TROLLEY STATION	\$0.00	3/11/2019
L1497.0-19	PAUL HANSEN EQUIP CO	ROE- UNION STREET AND C STREET	\$1,725.00	3/11/2019
L1332.1-17	ABC CONSTRUCTION	ROE- EXTEND PERMIT EXP. DATE	\$750.00	3/11/2019
G0930.17-04.9.5	SANDAG	BLUE LINE STATION REHAB	\$61,300.00	3/12/2019