



1255 Imperial Avenue, Suite 1000
San Diego, CA 92101-7490
(619) 231-1466 • FAX (619) 234-3407

Agenda

MEETING OF THE SAN DIEGO METROPOLITAN TRANSIT SYSTEM PUBLIC SECURITY COMMITTEE

March 29, 2019

9:00 am

James R. Mills Building
Executive Conference Room, 10th Floor
1255 Imperial Avenue, San Diego

To request an agenda in an alternative format or to request accommodations to facilitate meeting participation, please call the Clerk of the Committee at least two working days prior to the meeting. Assistive Listening Devices (ALDs) are available from the Clerk of the Committee prior to the meeting and are to be returned at the end of the meeting.

ACTION RECOMMENDED

1. ROLL CALL
2. [APPROVAL OF MINUTES – October 17, 2018](#) Approve
3. [Public Comments](#) – Limited to five speakers with three minutes per speaker
4. [Appointment of Committee Chairperson and Vice Chairperson](#) Elect
Action would take nominations from the floor and elect the Public Security Committee Chairperson and Vice Chairperson for the 2019 calendar year.
5. [Annual Security Report \(January 1, 2018 through December 31, 2018\) \(Manny Guaderrama\)](#) Information
6. Committee Member Comments
7. Next Meeting Date – To Be Determined
8. Adjournment

Please SILENCE electronics
during the meeting

1255 Imperial Avenue, Suite 1000, San Diego, CA 92101-7490 • (619) 231-1466 • www.sdmts.com

Metropolitan Transit System (MTS) is a California public agency comprised of San Diego Transit Corp., San Diego Trolley, Inc. and San Diego and Arizona Eastern Railway Company (nonprofit public benefit corporations). MTS is the taxicab administrator for seven cities.

MTS member agencies include the cities of Chula Vista, Coronado, El Cajon, Imperial Beach, La Mesa, Lemon Grove, National City, Poway, San Diego, Santee, and the County of San Diego.



MEETING OF THE SAN DIEGO METROPOLITAN TRANSIT SYSTEM
PUBLIC SECURITY COMMITTEE
1255 Imperial Avenue, Suite 1000
San Diego, CA 92101

(DRAFT)

October 17, 2018

1. ROLL CALL

Mr. McWhirter called the meeting to order at 1:32 p.m. A roll call sheet listing Public Security Committee members' attendance is attached.

2. APPROVAL OF MINUTES

Before proceeding to the approval of the minutes, a correction needed to be made, per Chief Guaderrama in item number 4 - Election of Vice-Chairman where it says "Mr. Ruiz" seconded the motion; it should read "Mr. Diaz" instead. The Committee members agreed with the amendment.

Mr. McWhirter then moved to approve the minutes of the April 19, 2018 Public Security Meeting. Mr. Sandke seconded the motion and the vote was 4 in favor with Mr. Hall absent.

3. PUBLIC COMMENTS

There were no public comments.

4. MTS SEMI-ANNUAL SECURITY REPORT

Chief Guaderrama welcomed the committee members and proceeded with a PowerPoint presentation reflecting the Semi-Annual Security Report from January 1, 2018 through June 30, 2018.

The introduction of the presentation (first slide) revealed the Transit Enforcement Components:

- 1) Code Compliance Inspectors (Public Officers with Powers of Arrest)
- 2) Contract Security Officers (Transit Systems Security)
- 3) Joint Agency Task Force (JATF)

The rest of the slides (2 through 27) included the MTS Sector/Beat Map, Part I and Part II Crime statistics (Trolley and Bus), enforcement statistics, including the Joint Agency Taskforce statistics, Copper Wire Thefts, etc. Operation East Village, a collaborative effort with the San Diego Police Department to reduce crime in the metro area, was also highlighted.

Early in the meeting, Mr. Sandke asked how many of the assaults on the system involved employees. Slide 17 listed the total of number of assaults (simple and aggravated) and showed that 52 out of a total number of 86 assaults involved employees as victims.

Chief Guaderrama responded to various questions inquired by the committee members (e.g., regarding fare details/fines, copper wire incidents and legal prosecution of suspects if they get arrested). Discussions about the security contract and future challenges were also discussed.

The Semi-Annual security report was very well received by the committee members; it will be presented to the Board Meeting in November 2018.

5. COMMITTEE MEMBER COMMENTS

Committee members commented about the after school loitering issues that have occurred in different trolley/bus stations in the metro area. Chief Guaderrama mentioned that high uniform presence is essential (MTS officers are assigned daily) but more school personnel will be implemented in the City College/downtown stations in order to help deter the loitering issues and help the school kids get to the trolley and bus stations safely.

In general, station video surveillance and officers' personal body cameras have been essential tools for MTS; especially when dealing with lawsuits that, in many cases, after a thorough investigation the claim happens to be false.

6. NEXT MEETING DATE

Next meeting is to be determined based on the members' availability.

7. ADJOURNMENT

At 2:30 p.m. the meeting was adjourned.

Chairperson

Attachment: A. Roll Call Sheet

PUBLIC SECURITY COMMITTEE
SAN DIEGO METROPOLITAN TRANSIT SYSTEM
ROLL CALL

MEETING OF: October 17, 2018

CALL TO ORDER: 1:32 p.m.

ADJOURN: 2:30 p.m.

COMMITTEE MEMBER	PRESENT (TIME ARRIVED)	ABSENT (TIME LEFT)
MCWHIRTER <input checked="" type="checkbox"/>	1:25 p.m.	2:30 p.m.
SANDKE <input checked="" type="checkbox"/>	1:10 p.m.	2:30 p.m.
COLE <input checked="" type="checkbox"/>	1:30 p.m.	2:30 p.m.
DIAZ <input checked="" type="checkbox"/>	1:20 p.m.	2:30 p.m.
HALL <input type="checkbox"/>	ABSENT	2:30 p.m.

SIGNED BY ROXANA F. BAEZA:

Roxana F. Baeza

CONFIRMED BY MANNY GUADERRAMA:

M. E. Guaderrama

c: Clerk of the Committee
Accounts Payable
Attachment to Original and Draft Minutes



1255 Imperial Avenue, Suite 1000
San Diego, CA 92101-7490
(619) 231-1466 • FAX (619) 234-3407

Agenda Item No. 4

MEETING OF THE SAN DIEGO METROPOLITAN TRANSIT SYSTEM PUBLIC SECURITY COMMITTEE

March 29, 2019

SUBJECT:

APPOINTMENT OF COMMITTEE CHAIRPERSON AND VICE CHAIRPERSON

RECOMMENDATION:

That the San Diego Metropolitan Transit System (MTS) Public Security Committee take nominations from the floor and elect the Public Security Committee Chairperson and Vice Chairperson for the 2019 calendar year.

Budget Impact

None.

DISCUSSION:

The Chairperson and Vice Chairperson of the Public Security Committee nomination procedures pursuant to Robert's Rules of Order are as follows:

1. The past Vice-Chairperson opens the agenda item.
2. The past Vice-Chairperson requests nominations from the floor. Nominations do not require a second.
3. The past Vice-Chairperson closes the nominations.
4. The past Vice-Chairperson invites the candidate(s) to address the Committee for 3 minutes.
5. The past Vice-Chairperson asks for any Committee discussion.
6. The past Vice-Chairperson calls for the vote on each motion for each candidate.
7. The vote is taken on the motion(s) for each candidate based upon the order in which they were nominated. The vote continues until a candidate is elected.





1255 Imperial Avenue, Suite 1000
San Diego, CA 92101-7490
(619) 231-1466 • FAX (619) 234-3407

Agenda Item No. 5

MEETING OF THE SAN DIEGO METROPOLITAN TRANSIT SYSTEM PUBLIC SECURITY COMMITTEE MEETING

March 29, 2019

SUBJECT:

ANNUAL SECURITY REPORT (JANUARY 1, 2018 THROUGH DECEMBER 31, 2018)
(MANNY GUADERRAMA)

INFORMATIONAL ONLY

Budget Impact

None with this action.

DISCUSSION:

This annual security report covers the period from January 1, 2018 through December 31, 2018. Topics to be discussed will be the crime statistics for the calendar year and information regarding security and enforcement.

Transit Enforcement staff utilized the Automated Regional Justice Information System (ARJIS) database to obtain/identify Part I crimes that were possibly transit related. All law enforcement agencies in the San Diego region report their crime information to ARJIS and this is the most reliable data. Crime statistics where MTS staff was notified/involved are tracked and maintained in the MTS database (eForce). Once a crime was identified as possibly transit related, crime reports were obtained/reviewed to determine if there was a nexus to MTS.



TRANSIT ENFORCEMENT 2018 ANNUAL SECURITY REPORT

January 1, 2018 through December 31, 2018

Manny Guaderrama
Chief of Police

March 29, 2019



INTRODUCTION

Transit Enforcement Components

Code Compliance Inspectors

- Public Officers with Powers of Arrest
- Highly visible uniform presence
- 64 Personnel
- **Contract Security Officers - Transit Systems Security**
- Private Person's arrest – 837 PC
- Highly visible uniform presence
- 160 Personnel (**Actual Staffing – 134**)
 - Includes eight officers added/assigned to South Bay Rapid
- **Joint Agency Task Force (JATF)**
- A six person team consisting of four police officers (one SDPD sergeant, two SDPD officers, one SDSO deputy), one CCI and one security officer



Transit Enforcement Department Mission

- To maintain a safe, clean and efficient public transportation system; preserve MTS revenue to support operations
 - Routine fare inspections
 - Onboard vehicles, Fare Paid Zones
 - Provide Security
 - Enforce code violations, protect property (violations of MTS Ordinance 13)



New Employee Training

CCI

- 2 weeks Classroom Training
- 4 weeks Field Training with FTO
- 832 PC Laws of Arrest – Within First Year

TSS

- Must Have Guard Card Prior to Hire
- 160 Hours Job Site Training
- Optional 8-Hour Courses (Pepper Spray, Baton)
- 832 PC Laws of Arrest – Within First Year



Continuing Training

All Code Compliance Inspectors and Code Compliance Supervisors attended the following training in 2018:

- De-escalation Training – Taught by a licensed psychologist who is a former La Mesa police captain
- CPR Training
- Defensive Tactics – POST certified instructors
- Veterans with PTSD (Attendance was limited)

Training for 2019 includes:

- Courtroom Testimony - **Completed**
- People with Disabilities
- Defensive Tactics - **Completed**
- Tactical Communications/De-escalation Training - **Completed**
- Biased Based Policing/Cultural Diversity
- Homeless Outreach



Transit Enforcement Oversight

- Body Cameras on All Uniform Personnel
- Station and LRV Video
- All Security Related Complaints are Investigated
- Proactive Review of all Use of Force Incidents
 - All use of force documented
 - All use of force incidents reviewed by management
 - Potential misconduct is formally investigated
 - When warranted, appropriate action taken
 - Retraining and/or disciplinary action



Part I Reported Crimes: Trolley

ARJIS Data vs. MTS Response

January through December

ARJIS Data

Part I Crimes	2017	2018
Homicide	0	0
Rape	1	1*
Robbery	33	42
Aggravated Assault	40	64
Burglary	0	1
Larceny/Theft	93	102
Motor Vehicle Theft	81	66
Arson	3	3
Total:	251	279

MTS Response Data

Part I Crimes	2017	2018
Homicide	0	0
Rape	0	0
Robbery	9	21
Aggravated Assault	16	24
Burglary	1	3
Larceny/Theft	40	44
Motor Vehicle Theft	19	11
Arson	6	5
Total:	91	108

While there was an 11% increase in Part I crimes (ARJIS data) for the year, there was a 13% decrease in the second half of 2018 (149 in first half of year vs. 130 during last six months).

* SDPD Case – Determined to be unfounded



Part I Crimes Onboard/Arrests

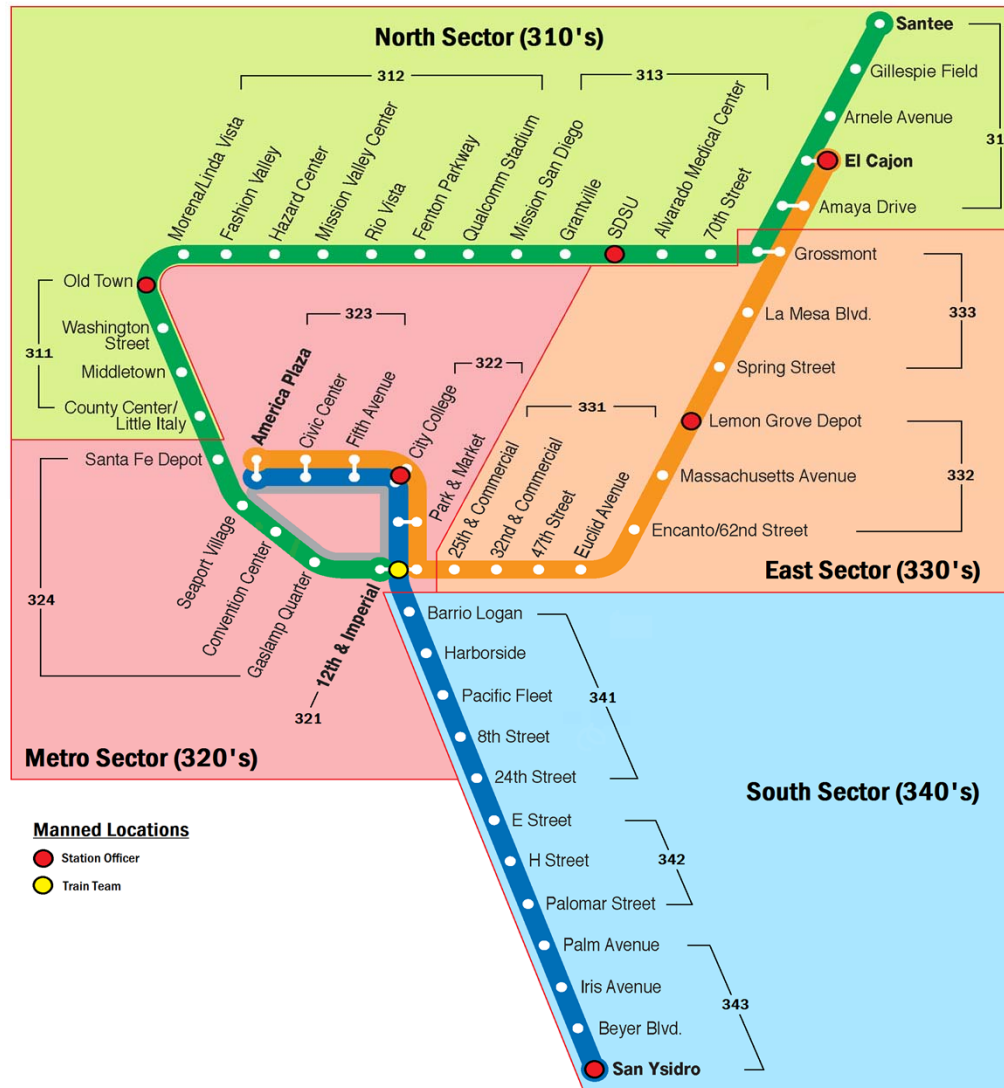
January through December

MTS Data

Part I Crimes	2017 Total Crimes	2018 Total Crimes	2017 Onboard	2018 Onboard	2017 Arrests	2018 Arrests
Homicide	0	0	0	0	0	0
Rape	0	0	0	0	0	0
Robbery	9	21	1	8	4	5
Aggravated Assault	16	24	2	4	11	13
Burglary	1	3	0	0	0	1
Larceny/Theft	40	44	2	4	1	1
Motor Vehicle Theft	19	11	0	0	0	0
Arson	6	5	0	0	2	0
Total:	91	108	5	16	18	20



MTS Sector/Beat Map

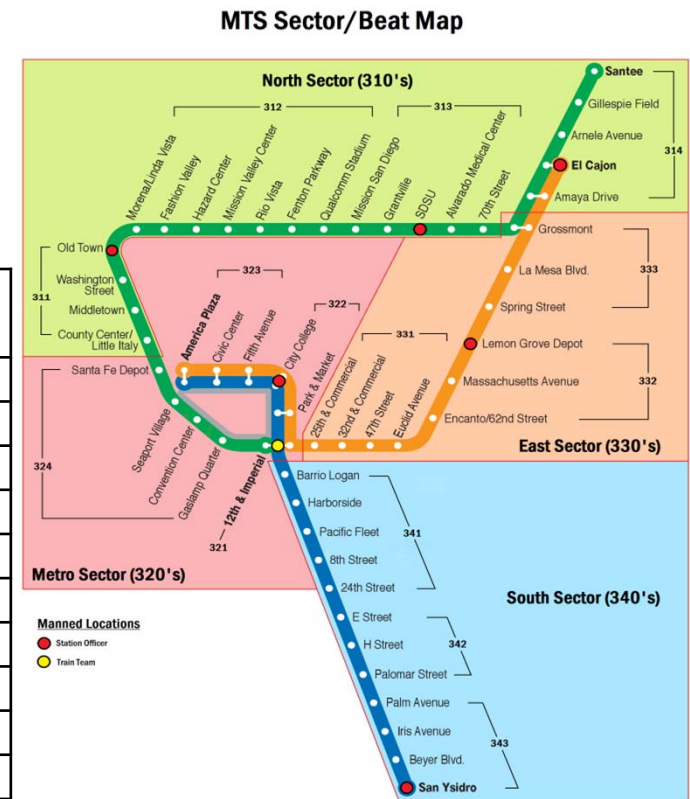


PART I CRIMES BY SECTOR

January through December 2018

ARJIS Data

	Metro	East Sector	North Sector	South Sector
Homicide	0	0	0	0
Rape	1	0	0	0
Robbery	9	19	5	9
Agg Assault	26	13	8	17
Burglary	0	0	0	1
Larceny/Theft	16	13	43	30
Motor Vehicle Theft	0	3	13	50
Arson	1	0	1	1
Total:	53	48	70	108



MTS Reporting of Part II Crimes: Trolley

January through December

Part II Incidents	2017 Total Crimes	2018 Total Crimes	2017 Onboard	2018 Onboard	2017 Arrests	2018 Arrests
Drunkenness	29	27	7	5	29	27
Drug Abuse Violations	29	40	4	2	29	40
Other Assaults	120	111	31	30	85	80
Vandalism	318	314	122	112	26	50
Sex Offenses	8	4	4	1	4	3
Total:	504	496	168	150	173	200



Copper Wire Thefts

January through December

There were five incidents of copper wire thefts

Date	Location	Trolley Line
1/13//2018	Camino de la Reina	Green line
1/17/2018	Campanile Drive	Green line
1/17/2018	Baltimore Drive	Green line
5/9/2018 *	Palm Ave.	Blue line

*Date and Time of incident not confirmed







BUS

Calls for Service:

January through December

Division	Calls for Service	
	<u>2017</u>	<u>2018</u>
• MTS Bus	166	165
• TransDev E. County Division	37	39
• TransDev S. Bay Division	127	153
	<u>Total: 329</u>	<u>357</u>

Top Three Call Types:

• Disturbance Calls	229	265
• Assaults	51	57
• Vandalism	49	35



MTS Response to Part I Crimes:

Bus

January through June

Part I Crimes	2017 Total Crimes	2018 Total Crimes	2017 Onboard	2018 Onboard	2017 Arrests	2018 Arrests
Homicide	0	0	0	0	0	0
Rape	0	0	0	0	0	0
Robbery	3	1	1	1	1	0
Aggravated Assault	3	6	2	1	2	3
Burglary	0	1	0	0	0	0
Larceny/Theft	4	5	1	1	0	0
Motor Vehicle Theft	0	0	0	0	0	0
Arson	1	1	0	0	0	0
Total:	11	14	4	3	3	3



MTS Response to Part II Crimes: Bus

January through December

Part II Incidents	2017 Total Crimes	2018 Total Crimes	2017 Onboard	2018 Onboard	2017 Arrests	2018 Arrests
Drunkenness	5	9	0	1	5	9
Drug Abuse Violations	3	5	0	0	3	5
Other Assaults	33	28	9	12	7	11
Vandalism	48	35	25	18	3	6
Sex Offenses	1	4	1	2	0	3
Total:	90	81	35	33	18	34



SECURITY & ENFORCEMENT



Crime Increase – Imperial Ave

12TH AND IMPERIAL - 500 FT

PART I CRIMES	2017	2018	
JAN - JUN	32	37	15.63%
PART II CRIMES	2017	2018	
	77	105	36.36%
ARRESTS	2017	2018	
	187	213	13.90%

13TH AND IMPERIAL - 1000 FT

PART I CRIMES	2017	2018	
JAN - JUN	82	110	34.15%
PART II CRIMES	2017	2018	
	168	211	25.60%
ARRESTS	2017	2018	
	346	490	41.62%



Law Enforcement Assistance

- July 24, 2018 - Meeting with Mayor Faulconer and SDPD Police Chief Dave Nisleit
- Mayor/Chief agree to increase enforcement in the Metro area – Operation East Village
- Detail began July 30, 2018
- JATF assigned to 12th and Imperial



Operation East Village

A 29 day comparison before the detail and during the detail:

12TH AND IMPERIAL - 500 FT

PART I CRIMES	July 1 - July 29, 2018	July 30 - Aug 27, 2018	
	9	9	0.00%
PART II CRIMES	July 1 - July 29, 2018	July 30 - Aug 27, 2018	
	28	29	3.57%
ARRESTS	July 1 - July 29, 2018	July 30 - Aug 27, 2018	
	46	115	150.00%

13TH AND IMPERIAL - 1000 FT

PART I CRIMES	July 1 - July 29, 2018	July 30 - Aug 27, 2018	
	23	24	4.35%
PART II CRIMES	July 1 - July 29, 2018	July 30 - Aug 27, 2018	
	43	43	0.00%
ARRESTS	July 1 - July 29, 2018	July 30 - Aug 27, 2018	
	85	181	112.94%



Operation East Village

- During Operation East Village, JATF was assigned to remain at the Imperial Station. During a 13 day period, they made the following contacts:
 - 70 Arrests (25 felonies, 45 Misdemeanors)
 - Contacted 19 parolees, 28 subjects on AB-109 probation, 40 subjects on formal probation, 19 registered sex offenders and 43 documented gang members



Assaults

January through December

- MTS responded to 166 assaults (160 in 2017; 275 in 2016), both Part I and Part II, on both trolley and bus
 - 80 of those assaults were on MTS employees (Security Officers, Code Compliance Inspectors, and Bus and Trolley Personnel)



Joint Agency Task Force – JATF

January through December

- Felony Arrests: 304
- Misdemeanor Arrests: 642
- Infraction Cites: 6872
- Special Detail (including
SED's) with MTS Personnel 65
- Gang Members Contacted 420
- Probation/Parolees Contacted 627
- AB-109 Contacts 229



Fare Inspections and Citations

January through December

There was a 17% decrease in fare inspections and a 23.4% increase in citations issued in 2018

Fare Inspections	2017	2018
	7,641,711	6,340,058
Citations	61,286	75,609

The top three citation violation charges are for Fare Evasion, Smoking and Failure to Comply.

	2017	2018	Percentage Change
Fare Evasion	45,722	61,560	+ 35%
Smoking	6,165	3,484	- 43%
Failure to Comply	1,310	1,694	+ 29%



Special Enforcement Details

Fare Evasion Rate: Trolley

The Code Compliance Department conducted 63 controlled SED's and 18 Non-controlled SED's in 2018. The purpose of these details is to conduct fare inspections of all patrons onboard the trolley, enforce fare evasion and to determine the fare evasion rate.

	# of SED's	Total contacts	Total Fare Violations	Evasion Rate
Controlled SED's	63	149,485	4,236	2.83%

	# of SED's	Total Contacts	Total Fare Violations
Non-Controlled SED's	18	13,928	573



SDM Inspections

	Total Riders Inspected	Total SDMs Inspected	Citations	Warnings	Violation Rate
Trolley	6,340,058	956,062	1,442	71	0.16%
Bus	33,387	12,425	56	0	0.45%



Quality of Life – Transient Encampment Details

112 organized Transient Encampment Details and 119 patrol details were conducted to address illegal lodging and other nuisance/quality-of-life concerns on MTS properties and right of ways. These details resulted in the following contacts:

- Trespassing – 518
- Loitering – 135
- Other 6



Transient Encampment Details

SD River

98 of the details were conducted along the San Diego River in Mission and Fashion Valley. These details resulted in the following contacts:

- Trespassing 191
- Loitering 38
- Other 6

In addition, Transit Enforcement provided security for 17 clean-ups and worked with City personnel to address homeless activity on an island in the river (March 27-29, 2018). **36 tons of trash removed by MTS in 2018.**



Non-Compliant Arrests

January through June

There was a 3.5% decrease in non-compliant arrests in 2018 when compared to 2017 and a 30% decrease in non-compliant arrests when comparing the second half of 2018 (331) with the first six months of the year.

	CCI	TSS	Both CCI and TSS	Total
2017	77	165	531	773
2018	56	40	650	746




Ride Assured

“See Something, Say Something”

Month	Number of Texts	Security Related	Percentage < 1 Minute
July 2018	330	188	89.4%
August 2018	330	218	95.5%
September 2018	348	222	94.5%
October 2018	414	260	96.6%
November 2018	431	219	96.5%
December 2018	370	215	95.9%
TOTAL	2223	1352	94.9%



Trolley Safety & Security Survey

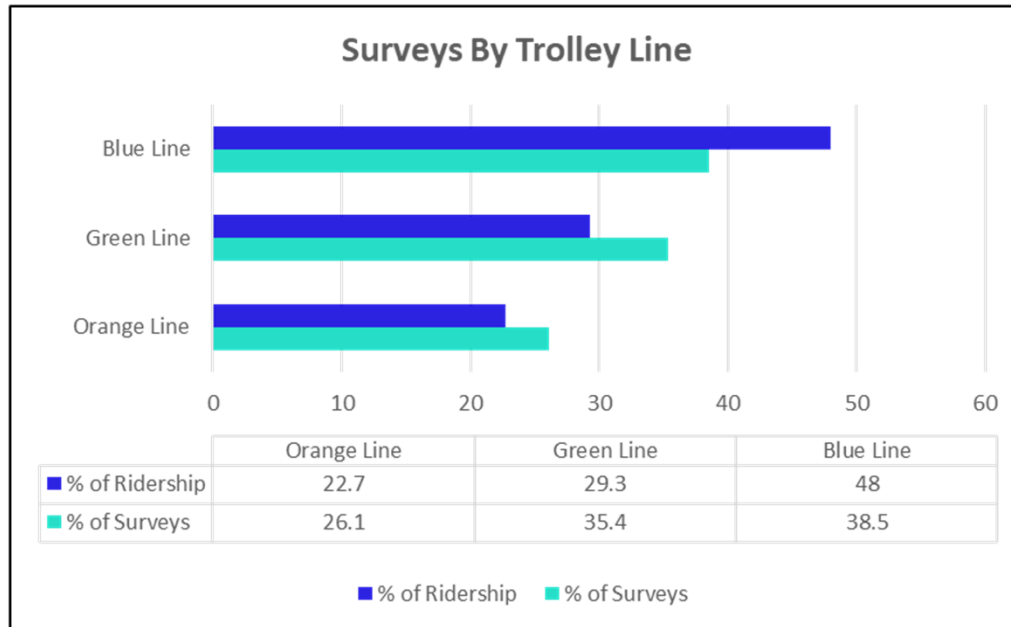


Methodology

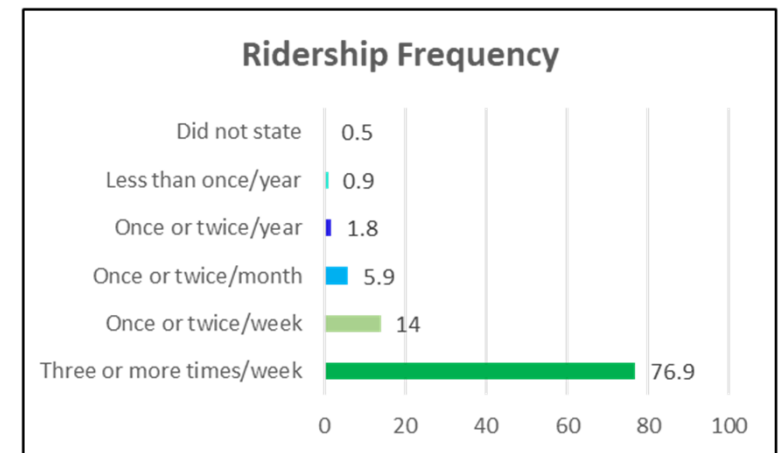
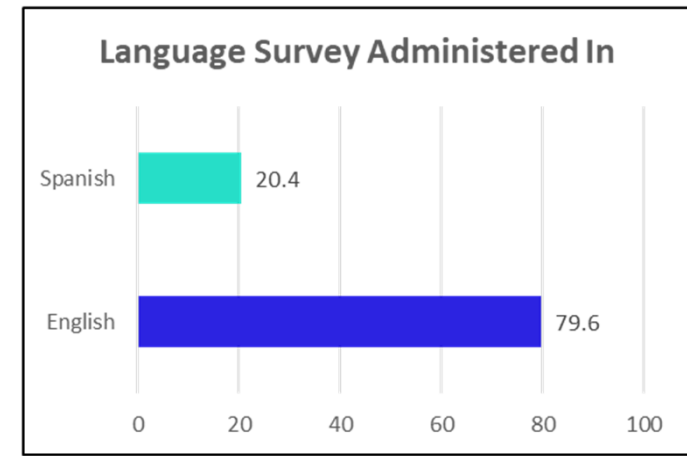
- MTS Ambassadors administered surveys in English and Spanish over a two-week period (February 22 - March 8)
- Sent online survey to Rider Insider database (approx. 7,000 subscribers) March 21
- 1,155 total surveys: 1,023 onboard surveys; 132 online surveys
- Onboard surveys administered weekdays, primarily between 7 a.m. and 3 p.m.



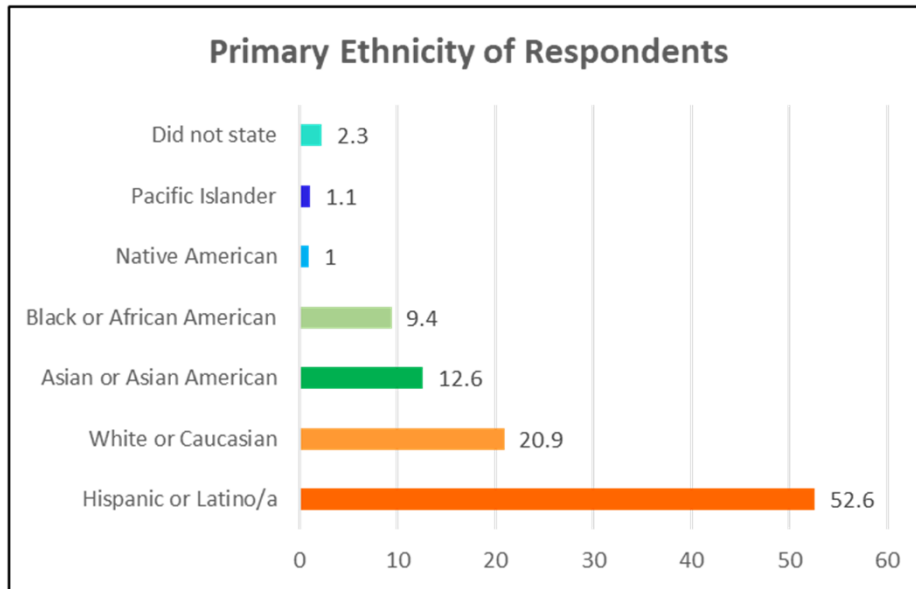
Demographics



Per FY18 ridership, survey overrepresentation on Orange and Green Lines.



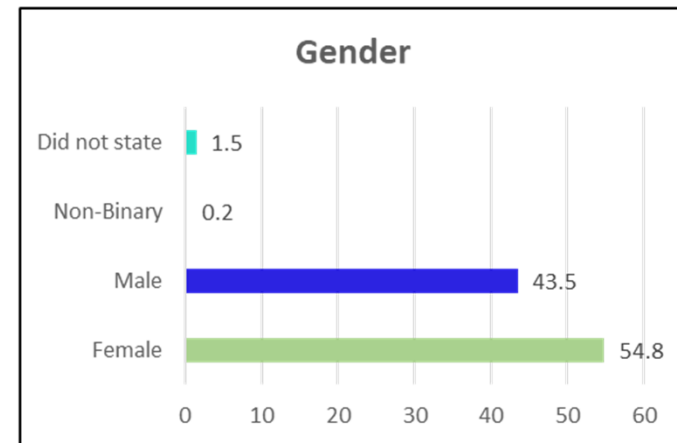
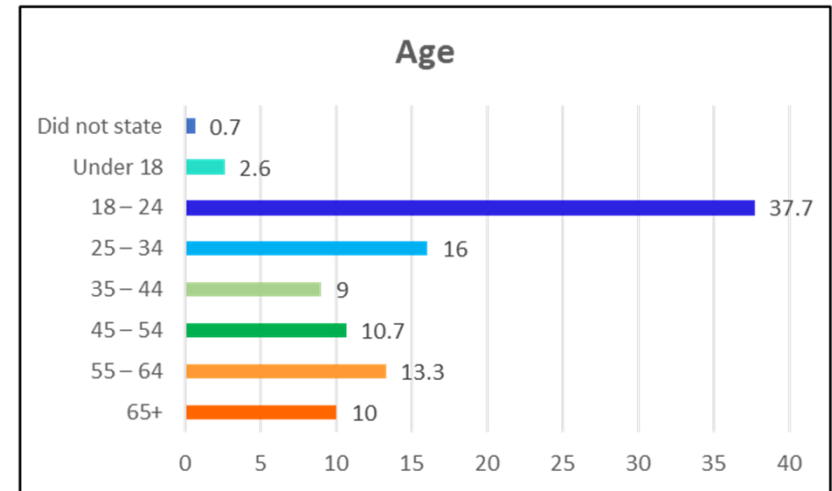
Demographics Cont.



Per 2017 Customer Satisfaction Survey:

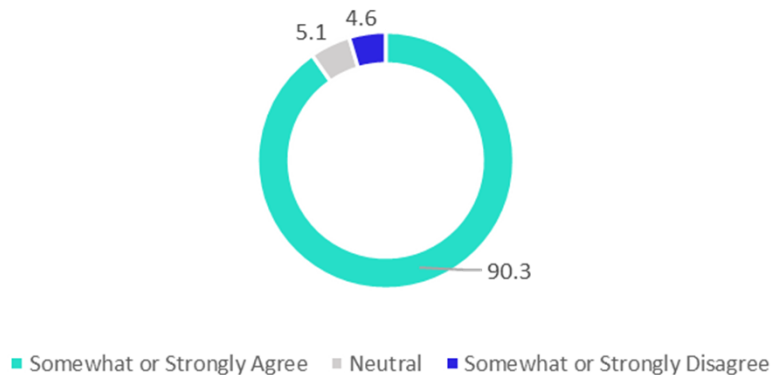
Overrepresentation of Asian American riders (12.6% vs 7%) and Hispanic/Latino/a riders (52.6% vs 47%)

Under representation of Black/African American riders (9.4% vs 13%)



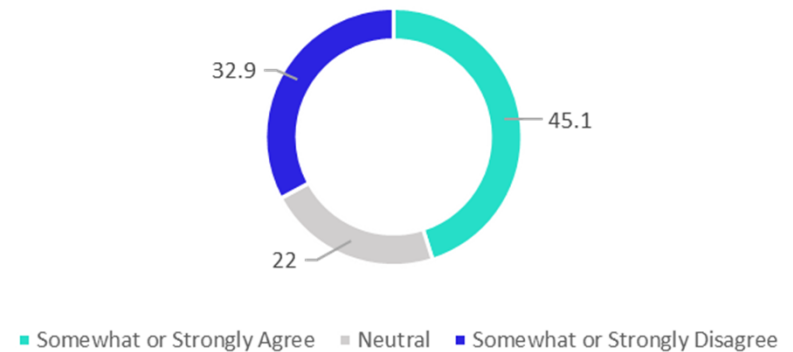
“I feel safe while using public transit during the day/after dark.”

Feel Safe Riding MTS During the Day



More than 90% of Trolley riders indicate they feel safe when riding during the day.

Feel Safe Riding MTS After Dark

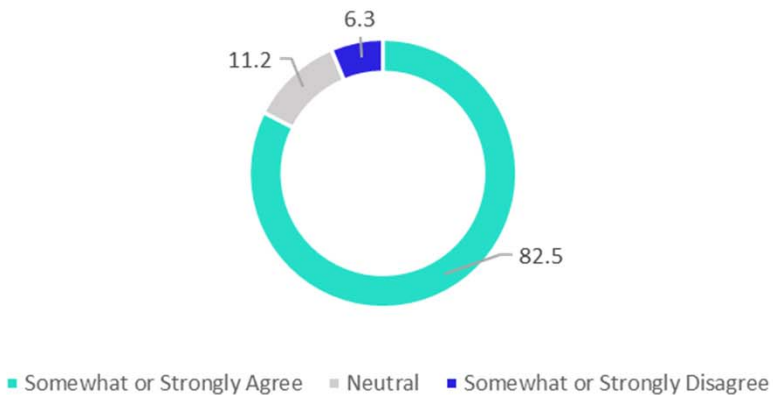


However, that number cuts in half to 45% when asked about feeling safe riding after dark.



Presence of security on transit.

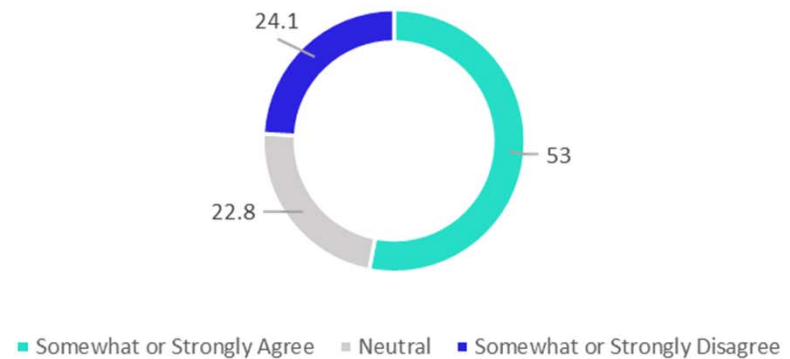
"The presence of security makes me feel more safe."



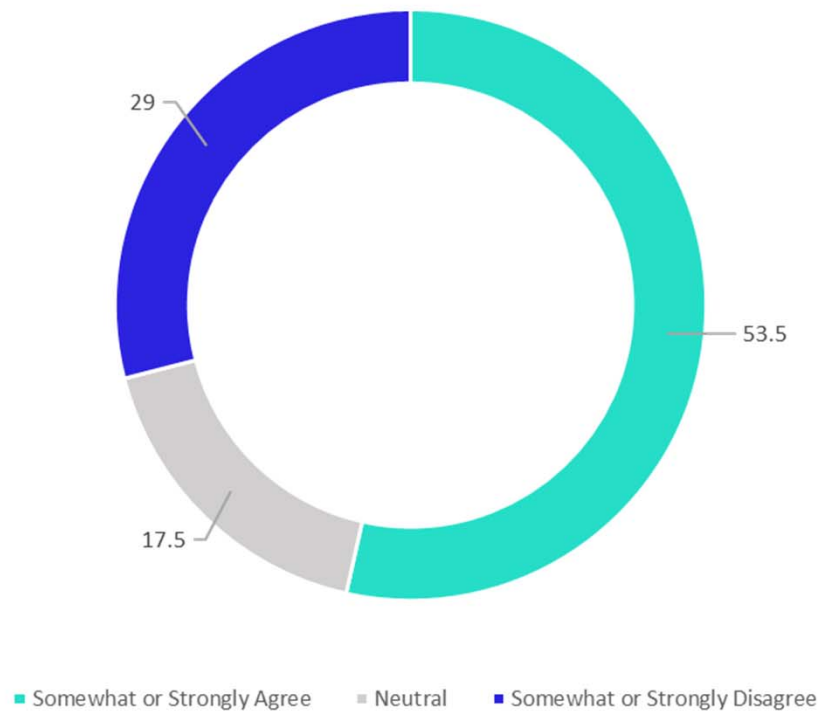
80% of riders say that the presence of security makes them feel more safe.

Nearly 1-in-4 riders want to see more transit security on the system.

"There is enough security on public transit."

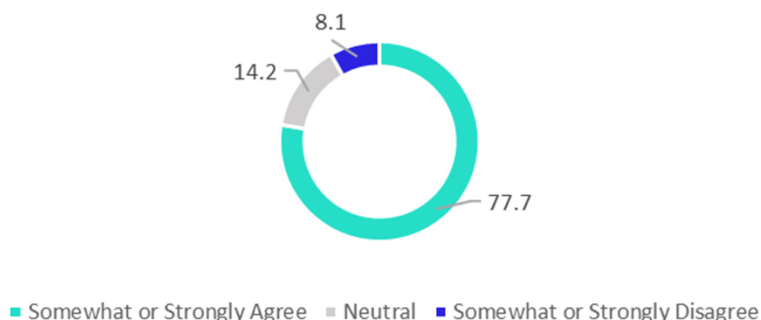


“I know how to contact security if needed.”

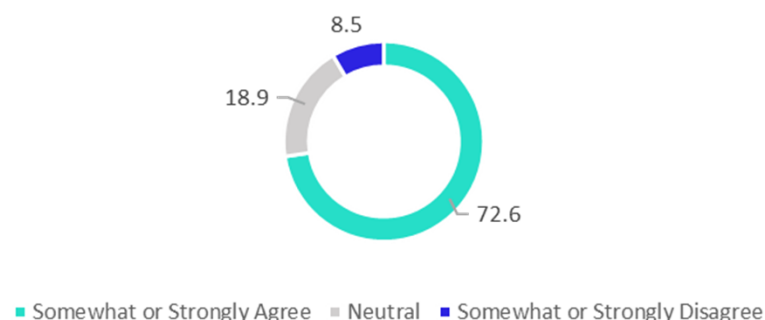


Security interactions with riders.

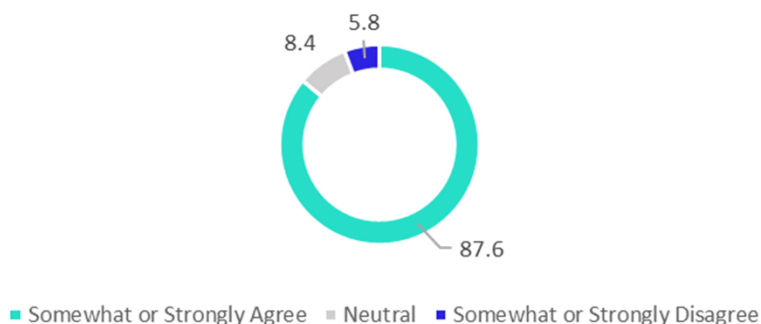
"Transit security is courteous and professional."



"Transit security responds and acts appropriately to incidents."



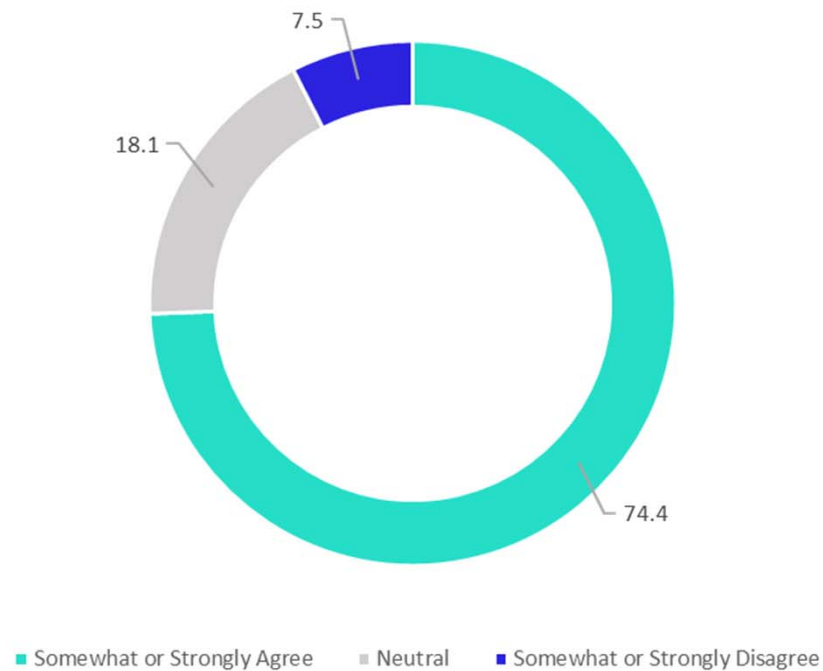
"I feel comfortable when transit security does fare checks."



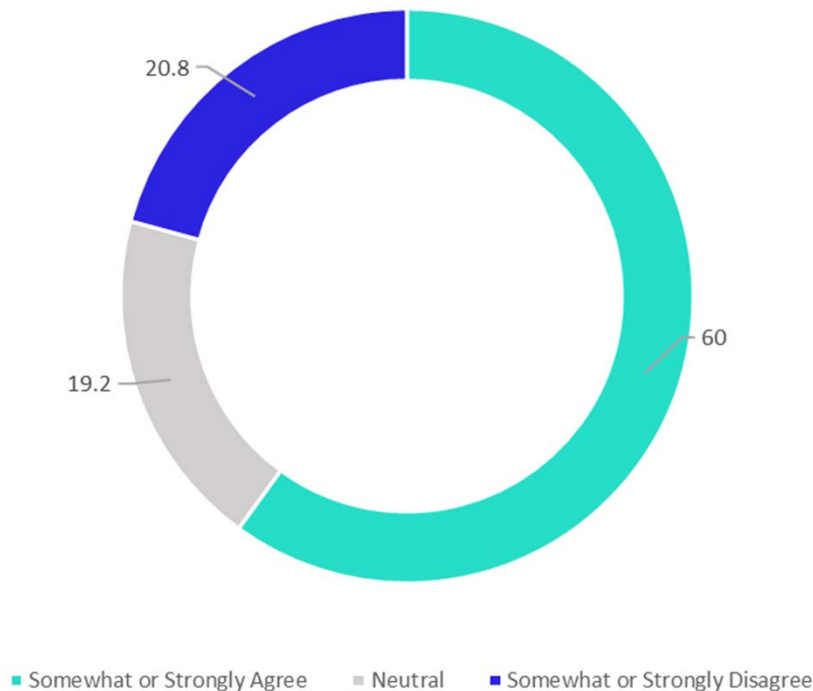
Overall, MTS Trolley passengers indicate they experience MTS security personnel as professional.



“I feel MTS is working to improve safety and security for passengers.”

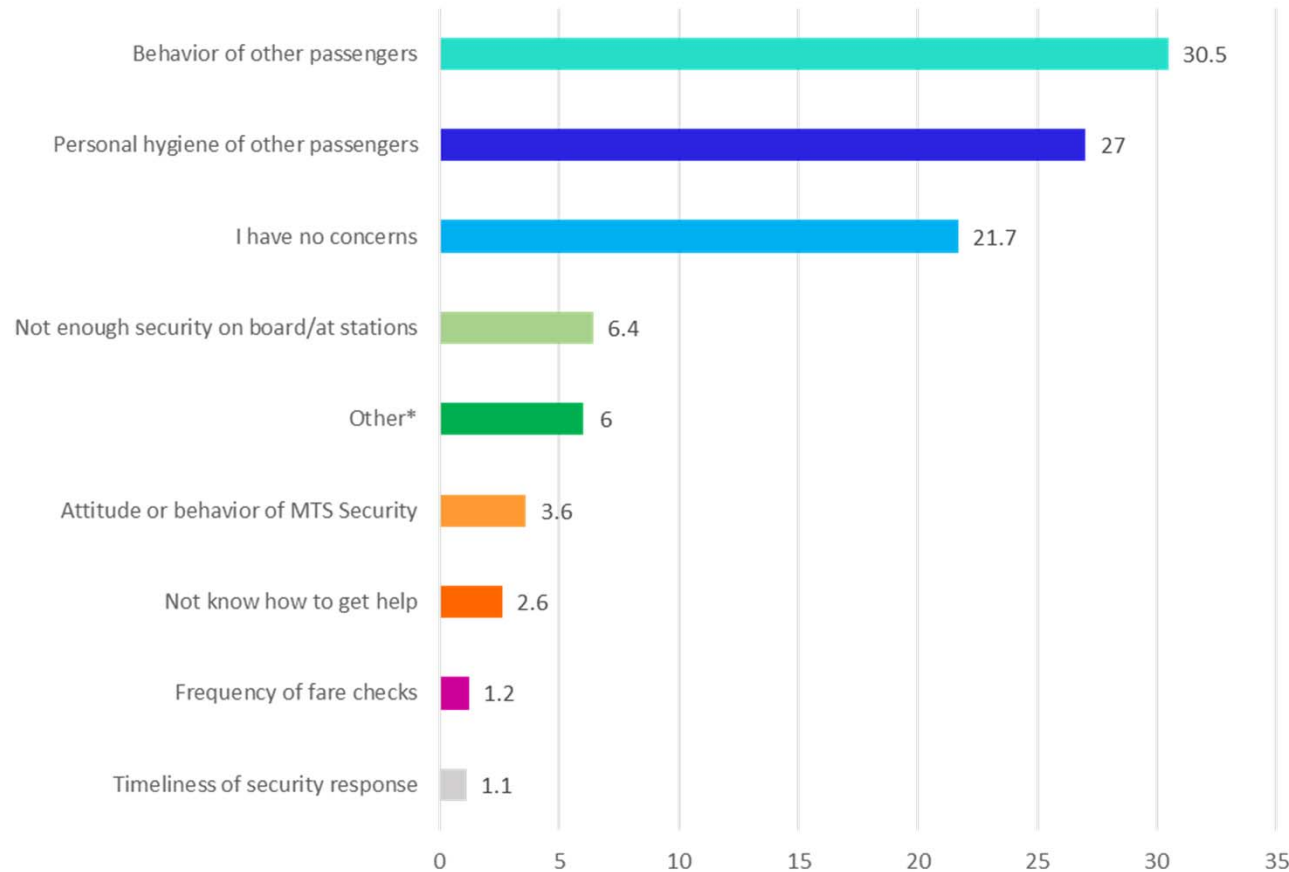


“Overall safety and security while riding MTS is a concern for me.”



60% of MTS riders indicate that safety and security is a concern for them.

“My primary concern when riding MTS is...”



Security Contract Challenges

- Allied Universal continues to be unable to meet contracted officer requirements.
 - Currently 26 armed officers below contracted level – 32 total.
- Allied Universal believed they would be able to meet the required staffing levels by increasing the hourly pay rate for armed guards. MTS agreed to the raise along with the following annual increases:
 - 2019 - \$15.00/hour
 - 2020 - \$16.00/hour
 - 2021 - \$17.00/hour

Each pay increase corresponds with the increase in minimum wage and maintains a \$3.00 buffer over minimum wage.

The fiscal impact of the raises is \$1.2M over the life of the contract.



Current Challenges

- Issues Involving Homeless
 - San Diego River
 - Loitering, abuse of system
- AB109/Prop 47 Related Issues
- Lack of Respect Towards CCIs/Security Officers
 - Recognized as having limited authority



End of Presentation

Questions?

