



1255 Imperial Avenue, Suite 1000  
San Diego, CA 92101-7490  
(619) 231-1466 • FAX (619) 234-3407

## Agenda

SAN DIEGO METROPOLITAN TRANSIT SYSTEM

### \*BOARD OF DIRECTORS MEETING & FINANCE WORKSHOP\*

April 11, 2019

9:00 a.m.

James R. Mills Building  
Board Meeting Room, 10th Floor  
1255 Imperial Avenue, San Diego

To request an agenda in an alternative format or to request accommodations to facilitate meeting participation, please call the Clerk of the Board at least two working days prior to the meeting. Assistive Listening Devices (ALDs) are available from the Clerk of the Board/Assistant Clerk of the Board prior to the meeting and are to be returned at the end of the meeting.

#### ACTION RECOMMENDED

1. Roll Call
2. Approval of Minutes – March 21, 2019 Approve
3. Public Comments - Limited to five speakers with three minutes per speaker. Others will be heard after Board Discussion items. If you have a report to present, please give your copies to the Clerk of the Board.

Please SILENCE electronics  
during the meeting

1255 Imperial Avenue, Suite 1000, San Diego, CA 92101-7490 • (619) 231-1466 • [www.sdmets.com](http://www.sdmets.com)

Metropolitan Transit System (MTS) is a California public agency comprised of San Diego Transit Corp., San Diego Trolley, Inc. and San Diego and Arizona Eastern Railway Company (nonprofit public benefit corporations). MTS is the taxicab administrator for seven cities.

MTS member agencies include the cities of Chula Vista, Coronado, El Cajon, Imperial Beach, La Mesa, Lemon Grove, National City, Poway, San Diego, Santee, and the County of San Diego.



## CONSENT ITEMS

6. [Amendment to Chief Executive Officer Employment Agreement](#) Approve  
Action would approve an amendment to the Executive Employment Agreement between MTS and Paul C. Jablonski to provide additional compensation and fringe benefits.
7. [Financial Advisory Services – Contract Award](#) Approve  
Action would authorize the Chief Executive Officer (CEO) to award MTS Doc. No. G2230.0-19 to PFM Financial Advisors LLC for financial advisory services for up to three years effective April 22, 2019.
8. [Railroad Bridge Inspection Services – Contract Award](#) Approve  
Action would authorize the Chief Executive Officer (CEO) to execute Work Order WOA2017-CM001 for MTS Doc. No. G2017.0-17 with CH2M Hill, Inc. in the amount of \$1,050,412.57 for Railroad Bridge Inspection Services for a period of five (5) years.
9. [Task Order Contract Approval for Conceptual Cost Estimating and Scheduling Services for Proposed Transportation Infrastructure Projects in San Diego County](#) Approve  
Action would authorize the Chief Executive Officer (CEO) to execute Work Order WOA2075-AE-37 for MTS Doc. No. G2075.0-18 with Dokken Engineering (Dokken) in the amount of \$347,842.32 to perform conceptual cost estimating and scheduling services for proposed transportation infrastructure projects in San Diego County.
10. [Light Rail Vehicle \(LRV\) Friction Brake Materials – Contract Award](#) Approve  
Action would authorize the Chief Executive Officer (CEO) to execute MTS Doc. No. L1490.0-19 with Siemens Mobility, Inc. (Siemens), for LRV friction brake materials.
11. [Light Rail Vehicle \(LRV\) Lifting Jacks Replacement – Sole Source Contract Award](#) Approve  
Action would authorize the Chief Executive Officer (CEO) to execute MTS Doc. No. PWL266.0-19 with BBM Railway Equipment for the purchase and installation of in-floor lifting hoists to replace existing hoists damaged by flash flood conditions in the LRV Maintenance Facility Building C on December 6, 2018.
12. [Light Rail Vehicle \(LRV\) Upper Level Work Platforms – Contract Award](#) Approve  
Action would authorize the Chief Executive Officer (CEO) to execute MTS Doc. No. PWL273.0-19, with Jennette Company, Inc., for the construction of LRV Upper Level Work Platforms.
13. [Light Rail Vehicle \(LRV\) Wheel Truing Machine Replacement – Flood Damaged – Sole Source Contract Award](#) Approve  
Action would authorize the Chief Executive Officer (CEO) to execute MTS Doc. No. PWL278.0-19 with Simmons Machine Tool Corporation (Simmons) for the purchase and installation of a replacement Wheel Truing Machine.
14. [Trolley Track Improvements – Change Orders Amendments 10 – 12](#) Approve  
Action would authorize the Chief Executive Officer (CEO) to execute MTS Doc. No. PWL243.0-17 - Change Order Amendment 10 - 12, with Veolia Transportation Maintenance & Infrastructure (VTMI) totaling \$488,853.02.

## FINANCE WORKSHOP

- |     |  |         |
|-----|--|---------|
| 23. | <a href="#"><u>Fiscal Year 2020 Operating Budget Discussion (Mike Thompson)</u></a>  | Approve |
|     | Action would approve the following policy decisions: (1) Continue to use 7.0% as the San Diego Transit Corporation (SDTC) Employee Retirement Plan actuarial investment return assumption; and (2) Exclude all operating expenses associated with fully subsidized services when calculating the target for the MTS contingency reserve. |         |

## CLOSED SESSION

- |     |   |                 |
|-----|---|-----------------|
| 24. | a. CLOSED SESSION – CONFERENCE WITH REAL PROPERTY NEGOTIATORS Pursuant to California Government Code Section 54956.8<br><u>Property</u> : 450 Euclid Avenue, San Diego CA (Assessor Parcel No. (APN) 548-020-19, 20)<br><u>Agency Negotiators</u> : Paul C. Jablonski, Chief Executive Officer; Karen Landers, General Counsel; and Tim Allison, Manager of Real Estate Assets<br><u>Negotiating Parties</u> : City of San Diego<br><u>Under Negotiation</u> : Price and Terms of Payment | Possible Action |
|-----|---|-----------------|

## NOTICED PUBLIC HEARINGS

25. None.

## DISCUSSION ITEMS

30. None.

## REPORT ITEMS

- |     |   |               |
|-----|---|---------------|
| 45. | <a href="#"><u>Annual Security Report (January 1, 2018 through December 31, 2018) (Manny Guaderrama)</u></a>  | Informational |
| 46. | <a href="#"><u>Fiscal Year 2019 Second Quarter Performance Monitoring Report (Denis Desmond)</u></a>  | Informational |
| 59. | <u>Ad Hoc Ballot Measure Committee Report</u>   | Informational |
| 60. | <u>Chair Report</u>   | Informational |
| 61. | <a href="#"><u>Chief Executive Officer's Report</u></a>   | Informational |
| 62. | <u>Board Member Communications</u>  | Informational |
| 63. | <u>Additional Public Comments Not on the Agenda</u><br>If the limit of 5 speakers is exceeded under No. 3 (Public Comments) on this agenda, additional speakers will be taken at this time. If you have a report to present, please furnish a copy to the Clerk of the Board. Subjects of previous hearings or agenda items may not again be addressed under Public Comments. |               |
| 64. | <u>Next Meeting Date</u> : May 9, 2019  |               |
| 65. | <u>Adjournment</u>  |               |

MEETING OF THE SAN DIEGO METROPOLITAN TRANSIT SYSTEM  
BOARD OF DIRECTORS  
1255 Imperial Avenue, Suite 1000  
San Diego, CA 92101

DRAFT MINUTES

March 21, 2019

[Clerk's note: Except where noted, public, staff and board member comments are paraphrased].

1. Roll Call

Chair Gomez called the Board meeting to order at 9:02 a.m. A roll call sheet listing Board member attendance is attached.

2. Approval of Minutes

Mr. Arambula moved to approve the minutes of the February 14, 2019 MTS Board of Directors meeting. Mr. Hall seconded the motion, and the vote was 11 to 0 in favor with Mr. Arapostathis, Mr. Cox, Ms. Frank, and Ms. Salas absent.

3. Public Comments

*John Pangilinan* – Mr. Pangilinan stated that he was a student at C3 Civic High School. He discussed the details of his senior project which included the deployment of sanitation stations on transit vehicles. Mr. Pangilinan provided an example of his proposal and asked for the Board's consideration.

*David Rodger* – Mr. Rodger commented on the need for additional security officers, especially at the 5<sup>th</sup> Avenue Trolley Station. He stated that there should be additional security officers deployed at that station in the late hours.

*Roger Lars Andersen* – Mr. Lars Anderson commented that there is a lack of schedule signage at 5<sup>th</sup> and C Street. He also commented that there are issues with the coordination of the Orange and Green Lines at Grossmont Transit Center. Mr. Lars Anderson stated that riders will often miss the connection when the Trolley operators leave too soon from the station.

*Alan Ridley* – Mr. Ridley commented about different ideas to increase ridership. He recommended for the Board to consider implementing a pilot program that allows free rides to active duty military personnel in uniform.

*Thomas Brill* – Mr. Brill recommended MTS to collaborate with the San Diego Unified School District to work with primary and secondary students. He also recommended for MTS to partner with the City of San Diego and utilize the parking at the old main public library building to address some of the parking issues previously raised.

*Clive Richard* – Mr. Richard commented that he will address other items later in the meeting.

## CONSENT ITEMS

6. Property Insurance Renewal

Action would authorize the Chief Executive Officer (CEO) to renew the property insurance coverage for the San Diego Metropolitan Transit System (MTS), San Diego Transit Corporation (SDTC), and San Diego Trolley, Inc. (SDTI) with the California State Association of Counties – Excess Insurance Authority (CSAC-EIA) Property Insurance Program, effective March 31, 2019, through March 31, 2020, with various coverage deductibles of \$25,000 (real estate and personal contents property), \$100,000 (bus fleet), \$250,000 (light rail fleet) and \$1,500,000 (roads, bridges and tunnels).

7. Blue Line Right of Way Fence Improvements – Award Work Order Under a Job Order Contract (JOC)

Action would authorize the Chief Executive Officer (CEO) to execute Work Order MTSJOC7503-52 to MTS Doc. No. PWL234.0-17 with ABC Construction Company, Inc. (ABC) for the replacement of a portion of the chain link fence along the Blue Line right-of-way.

8. Blue Line Traction Power Substations Installation – Contract Award

Action would authorize the Chief Executive Officer (CEO) to execute MTS Doc. No. PWL262.0-19 with Mid-Coast Transit Constructors (MCTC) for the installation of three (3) Traction Power Substations on the Blue Line.

9. Light Rail Vehicle (LRV) Braking Resistor Segments – Contract Award

Action would authorize the Chief Executive Officer (CEO) to execute MTS Doc. No. L1481.0-19 with HI-TEC Enterprises, for LRV Braking Resistor Segments.

10. Fiscal Year 2018-2019 Low Carbon Transit Operations Program (LCTOP) Funding

Action would adopt Resolution No. 19-2 in order to: (1) agree to comply with all conditions and requirements set forth in the Certification and Assurances Document, and applicable statutes, regulations, and guidelines for all LCTOP funded transit projects; (2) authorize the Chief Executive Officer (CEO), or designated representative, to execute all required documents of the LCTOP and any amendments thereto with the California Department of Transportation; (3) authorize the use of, and application for, \$6,248,084 in Fiscal Year 2018-2019 LCTOP funding for capital projects which reduce greenhouse gas emissions and approve mobility with a priority on serving disadvantaged communities; (4) authorize the use of \$1,204,139 in Fiscal Year 2017-2018 LCTOP funding for capital projects which reduce greenhouse gas emissions and approve mobility with a priority on serving disadvantaged communities; and (5) certify that at least 50% of the total LCTOP funds received will be spent on projects or services that will benefit Disadvantaged Communities (DAC) identified in Section 39711 of the Health and Safety Code.

11. RuBAN™ Software and Support Sole Source Contract Amendment

Action would authorize the Chief Executive Officer (CEO) to: (1) Execute Amendment No.1 to MTS Doc. No. G2071.0-18 with Davra Networks (Davra), increasing the contract value of and extending the term of the RuBAN™ Software and Support agreement; and (2) Exercise all option years, at the CEO's discretion.

12. San Diego Metropolitan Transit System (MTS) El Cajon Blvd. Retaining Wall Retrofit Construction Services – Contract Award  
Action would authorize the Chief Executive Officer (CEO) to execute MTS Doc. No. PWL264.0-19 with Western Rim Constructors, Inc. for the El Cajon Blvd. retaining wall retrofit.
13. Imperial Avenue Division (IAD) Zero Emission Bus (ZEB) Charger Project Phase I Construction – Contract Award  
Action would authorize the Chief Executive Officer (CEO) to execute MTS Doc. No. PWB268.0-19 with Alvarez & Shaw, Inc. (a Disadvantage Business Enterprise (DBE)) for the IAD ZEB Charger Project Phase I Construction.
14. Replacement of Existing Lighting Fixtures with New LED Lighting in the Lot at the Imperial Avenue Division (IAD) – Award Work Order Under a Job Order Contract (JOC)  
Action would authorize the Chief Executive Officer (CEO) to execute Work Order MTSJOC7502-03 to MTS Doc. No. PWG238.0-17 with Select Electric, Inc. (Minority Owned Business Enterprise (MBE)) for the replacement of existing lighting fixtures with new LED lighting in the lot at IAD.
15. Support for Account Based Fare Collection System Phase IV: Implementation Process – Contract Amendment  
Action would authorize the Chief Executive Officer (CEO) to execute MTS Doc. No. G1923.7-16, a Sole Source extension with CH2M, to provide support services for the Account Based Fare Collection System Implementation phase.
16. Kearny Mesa Division Bus Wash Blowers Construction – Contract Award  
Action would authorize the Chief Executive Officer (CEO) to execute MTS Doc. No. PWB267.0-19 with Ahrens Mechanical (Disabled Veteran Business Enterprise (DVBE)) for the Kearny Mesa Division (KMD) Bus Wash Blowers Construction Project.
17. Purchase of Network Communication Equipment  
Action would authorize the Chief Executive Officer (CEO) to execute the Purchase Order with Advance Digital Solution International Inc. for the provision of network equipment for the Trolley network communications system.
18. Replacement of Lighting Fixtures in the Trolley Pits at Building C – Award Work Order Under a Job Order Contract (JOC)  
Action would authorize the Chief Executive Officer (CEO) to execute Work Order MTSJOC7503-51 to MTS Doc. No. PWL234.0-17, with ABC Construction Company, Inc. (ABC), for the replacement of lighting fixtures in the trolley pits at Building C.
19. San Diego Metropolitan Transit System (MTS) Task Order Contract Approval for Rio Vista Station Retaining Wall and Station Repair Design Services  
Action would authorize the Chief Executive Officer (CEO) to execute Amendment 1 to Work Order WOA1949-AE-06 for MTS Doc. No. G1949.0-17 with Jacobs Engineering Group, Inc. (Jacobs) in the amount of \$123,992.84 to perform additional design-engineering services for the Rio Vista Station Retaining Wall and Station Repairs.
20. Third Party Compass Card and Transit Pass Sales – Amended Agreement with Albertsons  
Action would authorize the Chief Executive Officer (CEO) to execute MTS Doc. No. G1598.6-13, with Albertsons for the provision of selling MTS and North County Transit District (NCTD) Compass Card passes at all Albertsons and select Vons groceries stores for two (2) additional years.

21. Vendor Managed Inventory (VMI) Program for Transit Maintenance Spare Parts – Contract Award  
Action would authorize the Chief Executive Officer (CEO) to execute MTS Document Number B0701.0-19 with The Aftermarket Parts Company, LLC for the supply of certain maintenance spare parts under a vendor managed inventory framework.
22. Trolley Track Improvements – Change Orders 1-9  
Action would: (1) Ratify Construction Change Orders 1 through 5 with Veolia Transportation Maintenance & Infrastructure (VTMI) to MTS Doc. No. PWL243.0-17 totaling \$166,541.64, for Trolley Track Improvements on MTS's Orange Line and Green Line Light Rail Vehicle (LRV) service route(s); and  
(2) Authorize the Chief Executive Officer (CEO) to execute MTS Document No. PWL243.0-17 - Change Orders 6 through 9, with VTMI, for \$1,548,856.31.

#### BOARD COMMENTS – CONSENT ITEMS

Ms. Moreno stated that she would like to pull consent item numbers 7 and 8 for further discussion.

Mr. Ward commented on consent item number 13 and thanked the MTS staff for working towards a Zero Emission fleet. He stated that he appreciates that work that is being done to train other staff on properly maintaining and deploying this fleet.

Ms. Rios stated that she would like to pull consent item number 6 for further discussion. She also commented on item 13. She thanked staff for the work towards a Zero Emission fleet. Ms. Rios commented on the importance of having a skilled and trained workforce for the deployment and maintenance of the new Zero Emission fleet.

Ms. Galvez stated that she would like to pull consent item number 20 for further discussion.

Chair Gomez commented on consent item number 13. She stated that she is excited this pilot program will be taking our fleet to the next level and help to reduce pollution emissions. Chair Gomez commented that as we continue to expand the pilot program, she wants to make sure that we are tying the electrician-training program to the criteria for future contractors.

#### Action on Recommended Consent Items, excluding items 6, 7, 8 and 20

Ms. Moreno moved to approve all Consent Agenda Items, excluding numbers 6, 7, 8 and 20. Mr. Ward seconded the motion, and the vote was 15 to 0 in favor.

#### DISCUSSION ON CONSENT ITEM 6

Ms. Rios asked for a further explanation as to why MTS does not have earthquake insurance.

Karen Landers, General Counsel, provided history and background as to why MTS does not purchase earthquake insurance. She stated that the insurance is cost prohibitive and that we are fairly low risk. Ms. Landers provided details on recent evaluations for purchasing earthquake insurance and explained why it has not been viable to purchase for MTS assets.

Action on Consent Item Number 6

Ms. Rios moved to approve Consent Agenda Item Number 6. Ms. Salas seconded the motion, and the vote was 15 to 0 in favor.

DISCUSSION ON CONSENT ITEM 7

Ms. Moreno asked about the lack of fencing at a property in Barrio Logan parallel to the Blue Line Trolley. She asked if this contract would include fencing on the eastern side of the Blue Line Trolley tracks at this specific location. Staff replied that this item only replaces existing fencing – it does not add new sections of fencing.

Wayne Terry, Chief Operating Officer – Rail, stated that he is aware of the issue raised by Ms. Moreno (graffiti abatement) and said he will reach out to the property owner to work out a solution to the problem.

Action on Consent Item Number 7

Ms. Moreno moved to approve Consent Agenda Item Number 7. Mr. Hall seconded the motion, and the vote was 15 to 0 in favor.

DISCUSSION ON CONSENT ITEM 8

This item was mistakenly pulled from the agenda. There was no further discussion on this item.

Action on Consent Item Number 8

Mr. Ward moved to approve Consent Agenda Item Number 8. Ms. Montgomery seconded the motion, and the vote was 15 to 0 in favor.

DISCUSSION ON CONSENT ITEM 20

Ms. Moreno commented that youth passes should be available online to purchase. She stated that she is concerned that a youth has to be present to purchase a youth pass at the outlet stores where compass cards are sold. She noted that this could cause inconveniences for families trying to purchase the pass for their children. Ms. Moreno asked staff to look into the following changes: offering youth passes to be sold online; including a wider variety of stores and outlets to sell compass cards; and eliminating the requirement that a youth must be present to purchase a youth pass.

Rob Schupp, Director of Marketing and Communications, stated that MTS is looking at alternative partnerships for ease of access of distributing youth passes. He stated that we are looking to work with the schools to distribute the passes. He noted that with the new fare collection system, there will be more opportunities to expand with other stores and outlets. Mr. Jablonski commented that there are issues with identifying youth to ensure that the passes are being used appropriately. He noted that they have these requirements when purchasing the pass to ensure that other riders do not fraudulently use the discounted pass.

Ms. Galvez asked why the contract price increased with Albertsons and Vons. Mr. Schupp replied that the increase is due to the extension of the contract.



Ms. Montgomery asked about the process of selecting the vendors to distribute passes. Sam Elmer, Manager of Procurement, replied that they issued a competitive procurement for this initial contract. Ms. Montgomery stated that she would like high ridership areas to be considered when selecting stores in the future. She stated that there are no Albertsons or Vons in District 4, yet there are many riders in that area. Mr. Schupp stated that the new fare collection system should be online by 2021 and they will be able to expand the network substantially to include all communities. Ms. Landers commented that there are other third party outlets besides Albertsons and Vons. She stated that those other outlets are utilized in neighborhoods that do not have access to Albertsons or Vons. Mr. Jablonski commented that once the new fare collection system is deployed, the passes will be able to be sold at all stores that sell gift cards. Ms. Montgomery stated that she would like to talk offline for new places in District 4 to add to the network now before the new fare collection system is implemented.

Mr. Hall asked if MTS has had conversations with Grossmont High School about distributing passes. Mr. Schupp replied that they will contact Grossmont.

Ms. Salas stated that the youth pass is highly subsidized and she understands there is an extra step to show ID to purchase the pass. She stated that there should be checks and balances during the purchasing process to deter fraudulent use.

Ms. Rios commented that National City relies on the small Mom-and-Pop stores. She stated that she would like to see the expansion to alternative stores in these areas in order for better access to other communities and riders.

Chair Gomez stated that she believes there are some gaps with the vendors and appreciates staff looking into creating a plan to fill those gaps. She asked about the status of the new fare collection system. Mr. Jablonski replied that we are about a third of the way through the design of the system and we hope to be fully designed by the end of the year. He stated that once that is completed we will start on implementation.

#### Action on Consent Item Number 20

Ms. Moreno moved to approve Consent Item Number 20. Ms. Galvez seconded the motion, and the vote was 15 to 0 in favor.

#### 47. Report on Ad Hoc Ballot Measure Committee Activities (Paul Jablonski, Sharon Cooney, Mark Olson) (TAKEN OUT OF ORDER)

Sharon Cooney, Chief of Staff, provided a presentation on the recent community polling results. She reviewed the methodology of the polling as well as the results of the polling. Ms. Cooney concluded by noting that the survey showed that MTS is well-known and highly-regarded by voters in its service area. The survey data showed broad voter support for a sales tax to fund MTS operations, and suggested that a two-thirds vote is within reach. Ms. Cooney stated that the consultant's recommendation is to continue planning and research before making a final decision. Lastly, she reviewed the next steps of this process including implementing the Public Participation Plan; convening a Community Advisory Committee to gain feedback on a plan for an expanded transit network; and to begin focus groups.

Ms. Salas asked if staff knew how much it would cost to push this message to the voters. Ms. Cooney replied that we currently have a budget for this portion of the process. Mr. Jablonski stated that the current budget includes polling, plan development, financial work, financial consulting, and marketing consulting. Ms. Salas asked about the outside campaign work. Chair Gomez stated that those numbers would not be determined until after the Board decides whether or not to move forward with the ballot measure.

Mr. Hall asked if he could be provided the polling results per city. Ms. Cooney replied that she could supply those numbers.

Mark Olson, Public Relations Manager, continued the presentation and discussed the proposed Public Participation Plan. He reviewed the image of the proposed ballot measure and discussed the high-level strategies, public engagement and the role of MTS Board Members. He discussed the public engagement with working groups and public engagement with the Community Advisory Committee. Lastly, he discussed the tentative timeline of activities and next steps. The next steps include inviting Community Advisory Committee members to the first meeting; creating and populating a dedicated Elevate SD webpage; developing and implementing an outreach strategy for working groups; and begin implementing a media outreach strategy.

## PUBLIC COMMENTS

*Jack Shu* – Mr. Shu commented on the polling questions. He provided recommendations on other questions that should be asked of the community. Mr. Shu stated that there are many ways to fund transit other than taxing low-income and disadvantaged communities.

*Micah Mitrosky* – Ms. Mitrosky commented on behalf of IBEW 569. She stated that they are glad to see this dialogue and they look forward to participating in the public process.

*Clive Richard* – Mr. Richard commented that he didn't see the Rolando College area included on the list and said he hopes that is an oversight. Mr. Richard stated that he hopes his community is included in the decision making process.

*Rosa Olascoaga* – Ms. Olascoaga commented on behalf of Mid-City CAN. She stated that they appreciate the community involvement process going forward. Ms. Olascoaga reminded the Board that they are proposing a regressive tax that will affect low-income communities. She asked for the Board to consider to give back to these communities and provide youth opportunity passes, which would provide free transit for youth.

## BOARD COMMENTS

Ms. Montgomery stated that she would like to keep this process equitable. She said that she does not want burdens on low-income communities. Ms. Montgomery recommended including the Community Planning Groups throughout the City of San Diego to be on the Community Advisory Committee.

Ms. Rios stated that she is excited to see a robust Public Participation Plan.

Mr. Arapostathis stated that he hopes if the public requests to be included in the process that MTS ensures they are included in the process.

Action Taken

No action taken. Informational item only.

FINANCE WORKSHOP

23. Fiscal Year 2019 Midyear Adjustment (Mike Thompson)

Mike Thompson, Director of Financial Planning and Analysis, provided a report on the Fiscal Year (FY) 2019 midyear adjustment. Mr. Thompson reviewed the revenue assumptions, revenue programming, subsidy revenue assumptions, revenue assumptions for passenger levels, and the total revenue summary. He reviewed the expense assumptions for personnel costs, fringe benefits, outside services, materials and supplies, energy costs, and the expense summary. Mr. Thompson reviewed the revenues less expenses and discussed the one-time revenues for FY 2019.

Mr. Arambula inquired about the Medi-Cal subsidy revenues. Mr. Jablonski stated that MTS is working with the Medi-Cal providers to obtain agreements and noted that staff is also working legislatively to try to fix this issue.

Ms. Aguirre commented that she believes the increase in energy credits is very positive.

Action Taken

Ms. Salas moved to enact Resolution No. 19-1 amending the fiscal year (FY) 2019 operating budget for the San Diego Metropolitan Transit System (MTS), San Diego Transit Corporation (SDTC), San Diego Trolley, Inc. (SDTI), MTS Contract Services, and the Coronado Ferry. Ms. Aguirre seconded the motion, and the vote was 14 to 0 in favor with Mr. Arapostathis absent.

24. Fiscal Year 2020 Operating Budget Discussion (Mike Thompson)

Mr. Thompson provided a report on the proposed FY 2020 operating budget. He reviewed the FY 2020 revenue assumptions including passenger revenue, other operating revenues, and subsidy revenues. He discussed the FY 2020 expense assumptions including service level assumptions, personnel costs, fringe benefits, purchased transportation, outside services, energy and risk. Lastly, Mr. Thompson reviewed the overall FY 2020 preliminary projection and the Budget Development calendar.

Action Taken

No action taken.

25. Fiscal Year 2020 Capital Improvement Program (Mike Thompson)

Mr. Thompson provided a presentation on the FY 2020 Capital Improvement Program (CIP). He reviewed the capital budget funding trend; capital budget projection; capital funding levels proposed for FY 2020; development of the FY 2020 CIP; and FY 2020 CIP project highlights.

Mr. Hall inquired about the Green House Gas Reduction Fund and asked if we could use those funds for extending lanes on the freeway. Mr. Thompson replied that staff will research that question and respond back to him.

Ms. Montgomery asked about the social equity principles during this process. Denis Desmond, Director of Planning, replied that a Title VI analysis is completed for the CIP process and the FTA prescribes the methodology. He stated that all locations of the projects are mapped and the demographics are evaluated and compared to the entire service area. Ms. Montgomery asked if in the future staff could find and use other benchmarks to evaluate this information, outside of what the FTA prescribes.

#### Action Taken

Ms. Montgomery moved to: (1) Approve the fiscal year 2020 Capital Improvement Program (CIP) with the estimated federal and nonfederal funding levels. As the federal appropriation figures are finalized and/or other project funding sources become available, allow the Chief Executive Officer (CEO) to identify and adjust projects for the adjusted funding levels; (2) Recommend that the San Diego Association of Governments (SANDAG) Board of Directors approve the submittal of Federal Section 5307, 5337 and 5339 applications for the MTS fiscal year 2020 CIP; and (3) Recommend that the SANDAG Board of Directors approve amendment number 2 of the 2018 Regional Transportation Improvement Program (RTIP) in accordance with the fiscal year 2020 CIP recommendations. Ms. Aguirre seconded the motion, and the vote was 13 to 0 in favor with Mr. Arapostathis and Ms. Salas absent.

#### CLOSED SESSION

##### 26. Closed Session Items

The Board convened to Closed Session at 10:57 a.m.

a. CLOSED SESSION – CONFERENCE WITH LEGAL COUNSEL – EXISTING LITIGATION  
Pursuant to California Government Code Section 54956.9(d)(1) Miguel Lopez v. San Diego Trolley, Inc., Metropolitan Transit System et al. San Diego Superior Court Case No. 37-2018-00011347-CU-PA-CTL

b. CLOSED SESSION - CONFERENCE WITH LABOR NEGOTIATORS PURSUANT TO CALIFORNIA GOVERNMENT CODE SECTION 54957.6

Agency: San Diego Trolley, Inc. (SDTI)

Employee Organization: International Association of Sheet Metal, Air, Rail and Transportation Workers (Representing SDTI Train Operators, Electromechanics, Servicepersons and Clerical Staff)

Agency-Designated Representative: Jeff Stumbo

c. CLOSED SESSION – CONFERENCE WITH LEGAL COUNSEL – ANTICIPATED LITIGATION  
Pursuant to California Government Code Section 54956.9(d)(4) (One potential case: Riverstone Capital, LLC)

d. CLOSED SESSION - PUBLIC EMPLOYEE PERFORMANCE EVALUATION/ CONFERENCE WITH LABOR NEGOTIATORS – CHIEF EXECUTIVE OFFICER Pursuant to California Government Code Sections 54957 and 54957.6;  
Agency-Designated Representative: Georgette Gomez, Chairperson  
Employee: Paul C. Jablonski

The Board reconvened to Open Session at 11:45 a.m.

Oral Report of Final Actions Taken in Closed Session

Karen Landers, General Counsel, reported the following:

- a. The Board received a report and gave instructions to counsel.
- b. The Board authorized approval of a Tentative Agreement with a vote of 11 in favor and the following Councilmembers absent: Arapostathis, Moreno, Cox and Salas.
- c. The Board waived this item.
- d. The Board conducted a performance evaluation and gave instructions to negotiators.

NOTICED PUBLIC HEARINGS

27. None.

DISCUSSION ITEMS:

30. None.

REPORT ITEMS

45. MTS Mobile Hub Application Update (Rob Schupp)

This item was deferred to the next meeting.

Action Taken

No action taken. Informational item only.

46. Fiscal Year 2019 Second Quarter Performance Monitoring Report (Denis Desmond)

This item was deferred to the next meeting.

Action Taken

No action taken. Informational item only.

60. Chair Report

There was no Chair report.

61. Chief Executive Officer's Report

There was no Chief Executive Officer's report.

62. Board Member Communications

There were no Board Member communications.

63. Additional Public Comments on Items Not on the Agenda

There were no additional public comments.

64. Next Meeting Date

The next regularly scheduled Board meeting is April 11, 2019.

65. Adjournment

Chair Gomez adjourned the meeting at 11:49 a.m.

---

Chairperson  
San Diego Metropolitan Transit System

Filed by:

Approved as to form:

---

Clerk of the Board  
San Diego Metropolitan Transit System

---

General Counsel  
San Diego Metropolitan Transit System

Attachment: Roll Call Sheet

SAN DIEGO METROPOLITAN TRANSIT SYSTEM  
BOARD OF DIRECTORS  
ROLL CALL

MEETING OF (DATE): March 21, 2019

CALL TO ORDER (TIME): 9:02 a.m.

RECESS: \_\_\_\_\_

RECONVENE: \_\_\_\_\_

CLOSED SESSION: 10:57 a.m.

RECONVENE: 11:45 a.m.

PUBLIC HEARING: \_\_\_\_\_

RECONVENE: \_\_\_\_\_

ORDINANCES ADOPTED: \_\_\_\_\_

ADJOURN: 11:49 a.m.

BOARD MEMBER	(Alternate)	PRESENT (TIME ARRIVED)	ABSENT (TIME LEFT)
AGUIRRE	<input checked="" type="checkbox"/> (Spriggs) <input type="checkbox"/>	9:00 a.m.	11:49 a.m.
ARAMBULA	<input checked="" type="checkbox"/> (Mendoza) <input type="checkbox"/>	9:00 a.m.	11:49 a.m.
ARAPOSTATHIS	<input checked="" type="checkbox"/> (TBD) <input type="checkbox"/>	9:08 a.m.	10:33 a.m.
FAULCONER	<input type="checkbox"/> (Moreno) <input checked="" type="checkbox"/>	9:00 a.m.	11:49 a.m.
FLETCHER	<input type="checkbox"/> (Cox) <input checked="" type="checkbox"/>	9:11 a.m.	11:49 a.m.
FRANK	<input checked="" type="checkbox"/> (Mullin) <input type="checkbox"/>	9:04 a.m.	11:49 a.m.
GALVEZ	<input checked="" type="checkbox"/> (Diaz) <input type="checkbox"/>	9:00 a.m.	11:49 a.m.
GOMEZ	<input checked="" type="checkbox"/> (Campbell) <input type="checkbox"/>	9:00 a.m.	11:49 a.m.
HALL	<input checked="" type="checkbox"/> (McNelis) <input type="checkbox"/>	9:00 a.m.	11:49 a.m.
MCCLELLAN	<input checked="" type="checkbox"/> (Goble) <input type="checkbox"/>	9:00 a.m.	11:49 a.m.
MONTGOMERY	<input checked="" type="checkbox"/> (Bry) <input type="checkbox"/>	9:00 a.m.	11:49 a.m.
RIOS	<input checked="" type="checkbox"/> (Sotelo-Solis) <input type="checkbox"/>	9:00 a.m.	11:49 a.m.
SALAS	<input checked="" type="checkbox"/> (Diaz) <input type="checkbox"/>	9:07 a.m.	10:45 a.m.
SANDKE	<input type="checkbox"/> (Donovan) <input checked="" type="checkbox"/>	9:00 a.m.	11:49 a.m.
WARD	<input checked="" type="checkbox"/> (Kersey) <input type="checkbox"/>	9:00 a.m.	11:10 a.m.

SIGNED BY THE CLERK OF THE BOARD:

*Julia Tuer*

CONFIRMED BY THE GENERAL COUNSEL:

*Falmer*



1255 Imperial Avenue, Suite 1000  
San Diego, CA 92101-7490  
(619) 231-1466 • FAX (619) 234-3407

## Agenda Item No. 6

### MEETING OF THE SAN DIEGO METROPOLITAN TRANSIT SYSTEM BOARD OF DIRECTORS

April 11, 2019

#### SUBJECT:

AMENDMENT TO CHIEF EXECUTIVE OFFICER EMPLOYMENT AGREEMENT

#### RECOMMENDATION:

That the Board of Directors approve an amendment to the Executive Employment Agreement between MTS and Paul C. Jablonski to provide additional compensation and fringe benefits (Attachment A).

#### Budget Impact

The proposed 2.5% merit increase (\$9,515 salary adjustment from \$380,599 to \$390,114) and the \$24,000 deferred compensation contribution total \$33,515. The proposed merit increase and deferred compensation contribution recommended above increases the total compensation of the CEO (including all contractual deferred compensation) by \$9,848 as compared to calendar year 2018.

#### DISCUSSION:

At the Board's regular meeting on March 21, 2019, the Board conducted a closed session performance evaluation of Chief Executive Officer Paul Jablonski. The Board also conducted a closed session conference with Board Chair Georgette Gomez, who acts as the Board's chief negotiator regarding the CEO contract, to discuss a potential merit increase for the CEO.

Section 4.b of Mr. Jablonski's Executive Employment Agreement states:

*Performance and Salary Review: Each year, beginning in January 2014, the Board of Directors shall review the performance of Mr. Jablonski and determine a salary adjustment, bonus or fringe benefit adjustment, if any. An award of a salary adjustment, bonus and/or fringe benefit adjustment,*





*if any, will be made by the Board of Directors in its sole and absolute discretion.*

Some highlights of Mr. Jablonski's 2018 performance achievements include:

- Opened new Orange Line Courthouse Station in April 2018
- Zero Emission Bus (ZEB) pilot: developed pilot project and procured ZEB buses (set for delivery and pilot implementation in Summer 2019)
- Partnered with UC San Diego student body to continue Universal Pass Program funded by student-approved fee
- Conducted series of public meetings, workshops and hearings leading to MTS Board recommendations regarding regional fare changes
- Launched real time trolley info on One Bus Away mobile application
- Achieved clean audit and Government Finance Officers Association (GFOA) Award
- Fourth successful Federal Transit Administration (FTA) Triennial Review with no findings
- In fiscal year 2018, MTS improved various key performance indicators regarding service quality and safety, including:
  - On-time performance (bus) improved by 2.5% over FY 17
  - On-time performance (rail) improved by 3.2% over FY 17
  - Vehicle breakdowns improved by 18% (bus) and 33.8% (rail)
- Ridership Initiatives: implemented a series of efforts, known as the Transit Optimization Plan (TOP), to respond to and counteract the local and national trend of ridership losses, with the following year-over-year results (calendar year 2017 to calendar year 2018):
  - Added frequency to 11 of MTS' core network and highest bus ridership routes in January 2018, resulting in combined annual increase of 5.5% for these routes.
  - South Bay-Otay Mesa Corridor Service (Routes 905, 909, 950): 5.5% corridor increase, with a 35.1% increase in ridership on Route 950
  - Airport Service (Route 992): 8.9% increase
  - Beach Area Service (Routes 8, 9, 30, 35): 1.7% area increase, with a 7.3% increase in ridership on Route 35
  - As of February 2019, achieved 5 months of consecutive ridership gains on trolley
- Continued MTS emphasis on safety by earning the 2018 APTA Gold Safety Award for rail operations and passing the California Public Utilities Commission 2018 Triennial System Safety Audit with no findings.
- Improved passenger experience by:
  - Installing new shelters at the Old Town, Amaya, El Cajon, Arnele and Gillespie trolley stations

- Changing out trolley seats from cloth to vinyl material (improving cleanliness)
  - Installing 176 new solar-equipped bus shelters
  - Extended the Compass Cloud app to discounted passes
- Successfully obtained award of a \$40.1 million discretionary grant from the State TIRCP program, receiving funding for Blue Line Improvement Projects and feeder bus rapid transit.
- As compared to MTS's peer agencies, under Mr. Jablonski's leadership, MTS carries more passengers for less money, by a substantial margin. (See Attachment B.)

In recognition of his exceptional performance, an amendment to Mr. Jablonski's Executive Employment Agreement is proposed to provide a merit increase to his salary of 2.5%, consistent with the merit pool provided for Management employees in the FY 19 budget, and also to provide Mr. Jablonski with a discretionary, one-time \$24,000 contribution to a deferred compensation account designated by Mr. Jablonski.

Mr. Jablonski's pension is capped by state law, so the raise does not increase his "pensionable compensation".

/s/ Karen Landers  
 Karen Landers  
 General Counsel

Key Staff Contact: Karen Landers 619.557.4512, [Karen.Landers@sdmts.com](mailto:Karen.Landers@sdmts.com)

Attachments: A. MTS Doc. No. G0912.12-04 – Proposed Amendment No. 12 to CEO Executive Employment Agreement  
 B. Peer Agency Analysis (based on most current data available – FY 17)

April 11, 2019

MTS Doc. No. G0912.12-04

Mr. Paul Jablonski  
Chief Executive Officer  
San Diego Metropolitan Transit System  
1255 Imperial Avenue, Suite 1000  
San Diego, California 92101

Dear Mr. Jablonski:

Subject: AMENDMENT 12 TO MTS DOC. NO. G0912.0-04  
EXECUTIVE EMPLOYMENT AGREEMENT (CHIEF EXECUTIVE OFFICER)

This letter shall serve to modify our agreement for professional services pursuant to the Executive Employment Agreement dated July 1, 2008 and modified by amendments dated March 5, 2009, March 24, 2011, December 13, 2012, March 21, 2013, February 20, 2014, March 12, 2015, February 11, 2016, March 9, 2017, and February 15, 2018 ("Agreement"), as set forth below:

A. Changes Affecting Current Term (through December 31, 2019):

1. Modify base salary pursuant to Section 4(a) to increase compensation by 2.5% retroactive to January 1, 2019 (increasing base pay from \$380,599 to \$390,114).
2. Modify Exhibit A "Fringe Benefits for Chief Executive Officer" to include the following additional fringe benefit, for calendar year 2019 only:
  - 2019 Additional Deferred Compensation: One-time contribution of \$24,000.00 to a deferred compensation account as directed by Mr. Jablonski.

B. Extension of Term:

1. The current term of the Executive Employment Agreement expires on December 31, 2019. By this Amendment No. 12, the agreement shall be extended by an additional year, to December 31, 2020 ("2020 Term").
2. During the 2020 Term, and any holdover period thereafter, Agreement Paragraph 7(c) "Termination without Cause by MTS/Severance", sections (ii) and (iii) are replaced with the following:
  - (i) A "Severance Payment" equivalent to his then-in-effect Base Salary plus benefit accruals for 90 days, payable in a lump sum;

(ii) A Supplemental Retirement Payment for 90 days at the maximum IRS rate in effect on the date of termination, payable in a lump sum into his 401(a). If the amount owed exceeds the 401(a) limit, it shall be paid in cash; and

If you agree with the above, please sign in the space provided below and return one document marked "Original" to MTS. All other terms and conditions shall remain in effect.

Sincerely,

Accepted:

Georgette Gomez  
Chair

\_\_\_\_\_  
Paul C. Jablonski

Approved as to Form:

By: \_\_\_\_\_  
Karen Landers, General Counsel

**PEER ANALYSIS**  
Comparable Agencies to MTS

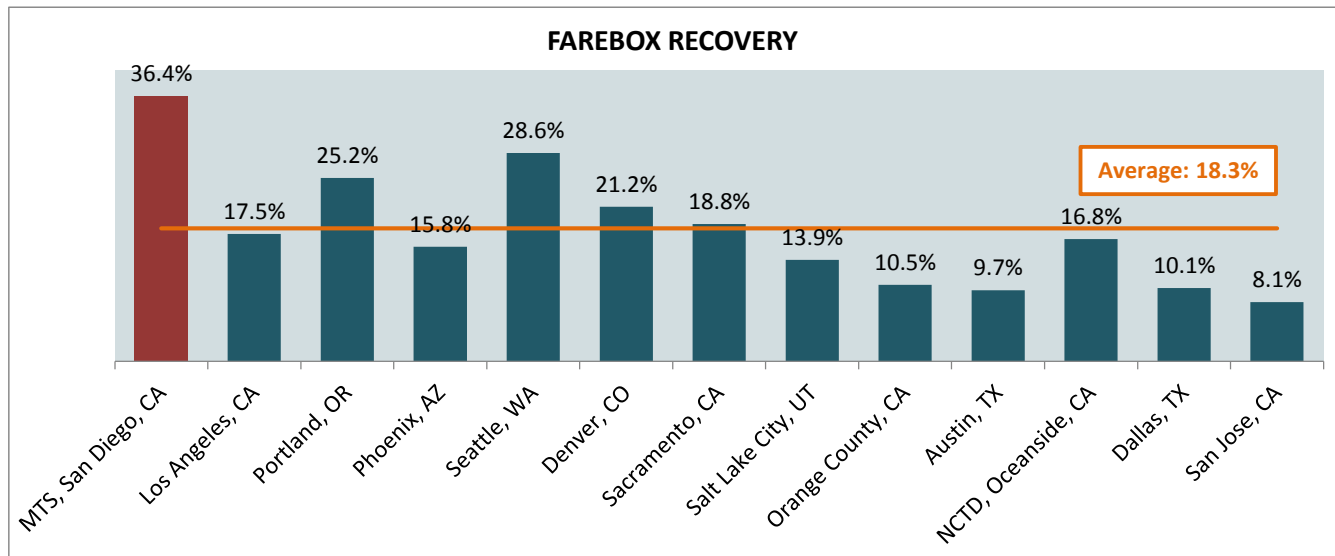
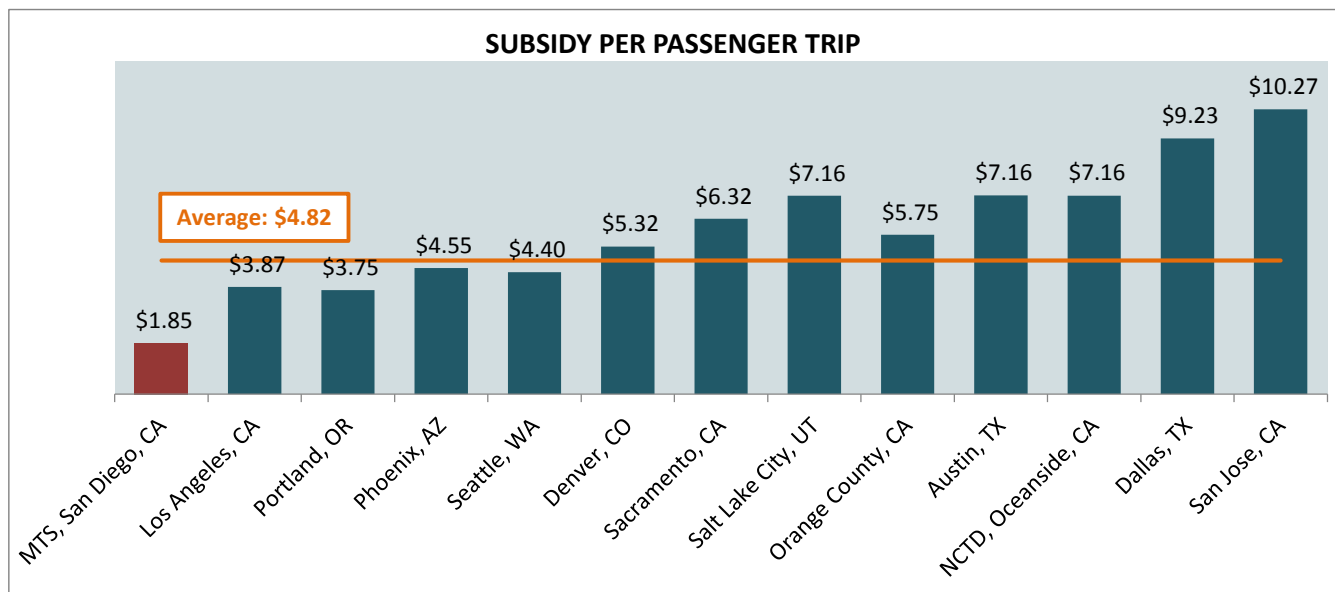
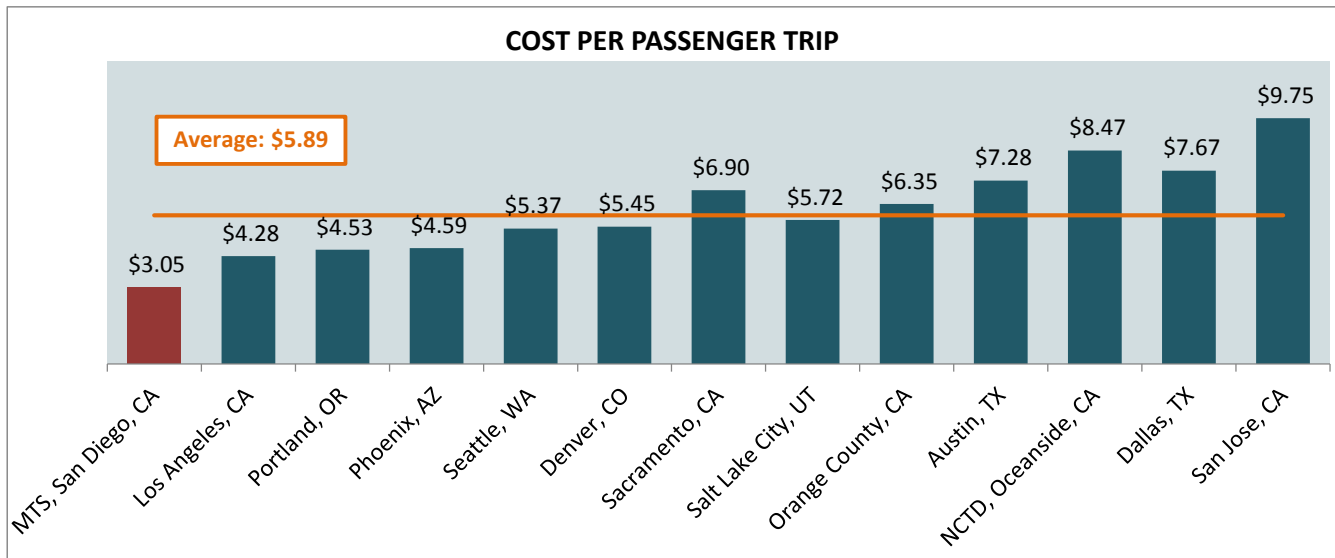
Att. B, AI 6, 4/11/19

AGENCY NAME	ANNUAL RIDERSHIP	ANNUAL OPERATING COST	COST PER PASSENGER TRIP	FAREBOX RECOVERY
<b>MTS</b> Metropolitan Transit System (San Diego, CA)	<b>88,194,806</b>	<b>\$256,387,847</b>	<b>\$3.05</b>	<b>36.4%</b>
<b>LA METRO</b> Los Angeles County Metropolitan Transportation Authority (Los Angeles, CA)	407,153,682	\$1,908,479,770	\$4.28	17.5%
<b>TRIMET</b> Tri-County Metropolitan Transportation District of Oregon (Portland, OR)	99,045,313	\$496,648,276	\$4.53	25.2%
<b>VALLEY METRO</b> City of Phoenix/RPTA/Valley Metro Rail/vRide (Phoenix, AZ)	72,371,207	\$391,107,646	\$4.59	15.8%
<b>KING COUNTY METRO</b> King County Department of Transportation (Seattle, WA)	127,954,193	\$789,772,139	\$5.37	28.6%
<b>RTD</b> Denver Regional Transportation District (Denver, CO)	98,077,504	\$662,857,674	\$5.45	21.2%
<b>RT</b> Sacramento Regional Transit District (Sacramento, CA)	21,669,954	\$168,870,592	\$6.90	18.8%
<b>UTA</b> Utah Transit Authority (Salt Lake City, UT)	45,078,919	\$374,734,617	\$5.72	13.9%
<b>OCTA</b> Orange County Transportation Authority (Orange County, CA)	42,863,498	\$275,420,196	\$6.35	10.5%
<b>CAPMETRO</b> Capital Metropolitan Transportation Authority (Austin, TX)	29,779,395	\$236,384,295	\$7.28	9.7%
<b>NCTD</b> North County Transit District (Oceanside, CA)	10,958,725	\$94,295,435	\$8.47	16.8%
<b>DART</b> Dallas Area Rapid Transit (Dallas, TX)	65,583,009	\$672,924,170	\$7.67	10.1%
<b>VTA</b> Santa Clara Valley Transportation Authority (San Jose, CA)	39,137,607	\$437,569,618	\$9.38	8.1%
<b>AVERAGES</b>	<b>88,297,524</b>	<b>\$520,419,406</b>	<b>\$5.89</b>	<b>18.3%</b>

## PEER ANALYSIS

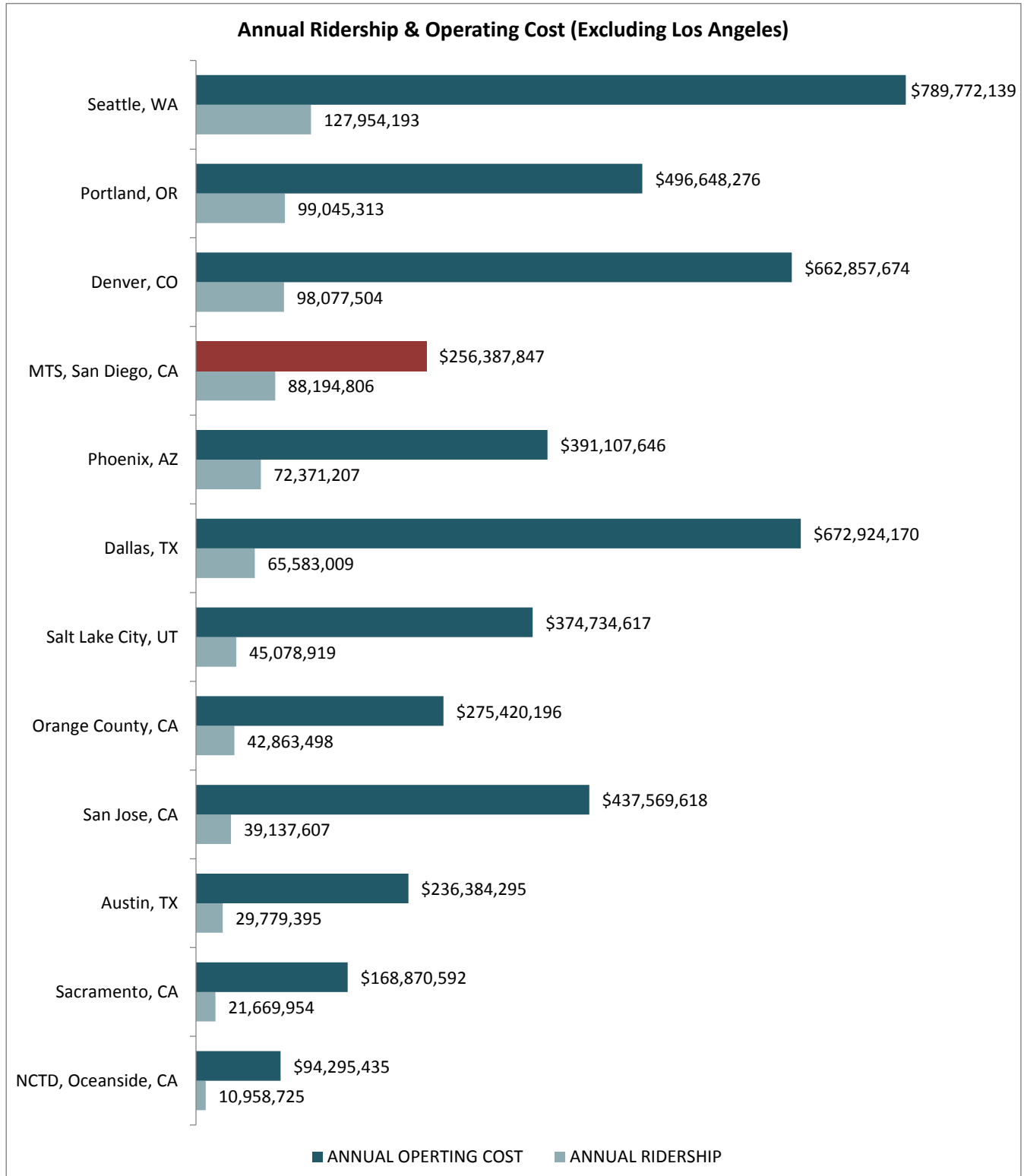
Att. B, AI 6, 4/11/19

### Comparable Agencies to MTS



**PEER ANALYSIS**  
Comparable Agencies to MTS

Att. B, AI 6, 4/11/19





1255 Imperial Avenue, Suite 1000  
San Diego, CA 92101-7490  
(619) 231-1466 • FAX (619) 234-3407

## Agenda Item No. 7

### MEETING OF THE SAN DIEGO METROPOLITAN TRANSIT SYSTEM BOARD OF DIRECTORS

April 11, 2019

#### SUBJECT:

FINANCIAL ADVISORY SERVICES - CONTRACT AWARD

#### RECOMMENDATION:

That the MTS Board of Directors authorize the Chief Executive Officer (CEO) to award MTS Doc. No. G2230.0-19 (Attachment A) to PFM Financial Advisors LLC for financial advisory services for up to three years effective April 22, 2019.

#### Budget Impact

The total estimated cost of this agreement would not exceed \$149,600.

#### DISCUSSION:

On October 11, 2017, the Governor of California signed AB 805 (Gonzalez-Fletcher) into law, granting MTS the authority to levy a sales tax for transit projects in the MTS jurisdiction.

The MTS Ad Hoc Ballot Measure Committee is studying this potential sales tax ballot measure and has directed staff to commence efforts seeking a consultant to assist in the development of a finance plan for these transit projects. These services would include the development of a MTS-specific finance model, incorporate the approved list of transit projects and projected revenue sources generated from a sales tax, and determine the best financing strategies given the timeline for project completion.

A Request for Proposals (RFP) to provide Financial Advisory Services was issued on December 21, 2018. On February 8, 2019, MTS received a total of three (3) proposals from the following:

1. Fieldman, Rolapp & Associates, Irvine, CA 92612
2. PFM Financial Advisors, LLC, San Francisco, CA 94111
3. KNN Public Finance, LLC, Oakland, CA 94612





A selection committee consisting of representatives from the MTS Finance department met and rated the proposals. The ratings were based on the following criteria:

- |    |   |            |
|----|---|------------|
| 1. | Qualifications and Experience of Firm               | 15%        |
| 2. | Proposed Staffing, Organization and Management Plan | 25%        |
| 3. | Proposed Work Plan                                  | 30%        |
| 4. | Cost/Price  | 30%        |
|    |   | Total 100% |

After evaluating the three proposals and interviewing the top two proposers, the committee requested a Best and Final Offer (BAFO) from the top two proposers. The committee then proposed that PFM Financial Advisors, LLC be awarded the contract to provide the Financial Advisory Services as outlined in the RFP Scope of Work. PFM's proposal illustrated a broad and clear understanding of the scope of work and offered a highly knowledgeable and expert management team.

Based on the committee's evaluation of the technical proposal, discussions, and analysis of the price offered, it was determined that PFM's proposal is fair and reasonable and represents the best overall value for the scope of services.

The following table represents the final scores and rankings for all proposers:

PROPOSER NAME	TOTAL AVG. TECH. SCORE	COST SCORE	TOTAL SCORE (Tech + Cost)	RANKING
Fieldman, Rolapp & Associates	44.67	9.91	143.91	3
KNN Public Finance, LLC	48.00	30	174.00	2
PFM Financial Advisors, LLC	61.83	7.02	192.52	1

Therefore, staff recommends that the MTS Board of Directors authorize the CEO to award MTS Doc. No. G2230.0-19 (Attachment A) to PFM Financial Advisors LLC for financial advisory services for up to three years effective April 22, 2019.

/s/ Paul C. Jablonski

Paul C. Jablonski  
Chief Executive Officer

Key Staff Contact: Sharon Cooney, 619.557.4513, [Sharon.Cooney@sdmts.com](mailto:Sharon.Cooney@sdmts.com)

Attachments: A. Draft Standard Services Agreement; Contract G2230.0-19  
B. Cost Breakdown

## STANDARD SERVICES AGREEMENT

G2230.0-19  
CONTRACT NUMBER

DRAFT

FILE NUMBER(S)

THIS AGREEMENT is entered into this \_\_\_\_\_ day of \_\_\_\_\_ 2019, in the state of California by and between San Diego Metropolitan Transit System ("MTS"), a California public agency, and the following contractor, hereinafter referred to as "Contractor":

Name: PFM Financial Advisors LLC Address: 50 California Street, Suite 2300

Form of Business: Consulting Firm San Francisco, CA 94111  
(Corporation, partnership, sole proprietor, etc.)

Telephone: 415.982.5544

Authorized person to sign contracts: Peter Shellenberger Managing Director  
Name Title

The attached Standard Conditions are part of this agreement. The Contractor agrees to furnish to MTS services, as follows:

Provide Financial Advisory Services as specified in the Scope of Work (attached as Exhibit A), in accordance with the Standard Services Agreement, including Standard Conditions Services (attached as Exhibit B, PFM's Proposal (attached as Exhibit C) and signed MTS forms – PFM's (attached as Exhibit D).

The contract term of up to three years will be effective April 22, 2019. Payment terms shall be net 30 days from invoice date.

The total contract cost shall not exceed \$149,600.00 without the express written consent of MTS.

SAN DIEGO METROPOLITAN TRANSIT SYSTEM	CONTRACTOR AUTHORIZATION
By: _____ Chief Executive Officer	Firm: _____
Approved as to form:	By: _____
By: _____ Office of General Counsel	Signature
	Title: _____

AMOUNT ENCUMBERED	BUDGET ITEM	FISCAL YEAR
\$149,600.00	571140 / 906010	19-20

By: \_\_\_\_\_ Date  
Chief Financial Officer

<b>BAFO COST/PRICING FORM</b>
-------------------------------

Proposer shall submit pricing to provide the services for all the work described in Section B.1, Scope of Service. In preparing a cost proposal, Proposers are requested to provide a total all-inclusive cost for each year of service and provide a breakdown of fees, overhead, labor hours, travel, and miscellaneous expenses.

**Financial Advisory Services – MTS DOC. NO. G2230.0-19**

**BAFO DUE DATE/TIME: Tuesday, March 5, 2019 by 4:00pm, PST.**

Item	Description of Services	QTY	UOM	Extended Price
1	Phase I – Ballot Initiative	1	Lump Sum	\$139,600
<b>Phase 1 Total Amount</b>				<b>\$139,600</b>

Staff Name & Title	Hourly Rate	Estimated # of Hours for Phase 1	Total Labor <i>Hours x Hourly Rate</i>
Darren Hodge, Director	\$302	105	\$31,710
Peter Shellenberger, Managing Director	\$312	80	\$24,960
Jill Jaworski, Managing Director	\$312	5	\$1,560
Daniel Berger, Director	\$302	20	\$6,040
Patrick Malloy, Senior Analyst	\$270	50	\$13,500
Mudra Patel, Senior Analyst	\$270	205	\$55,350
Kristen Stone, Senior Analyst	\$270	24	\$6,480
<b>Total Hours &amp; Cost</b>			<b>*\$139,600</b>
<b>*Total Labor Hours x Hourly Rate should equal Item 1 above: Phase 1 – Ballot Initiative</b>			

Item	Description of Services	QTY	UOM	Extended Price
2	Phase II – Future Transaction	1	Per Transaction	See Table for Fees
3	Travel	1	Estimated Travel Allowance	\$10,000

<b>BAFO COST/PRICING FORM CONTINUED</b>
---

Phase 2 - Transaction Amount	Fee
\$0 - \$25,000,000	\$55,000
\$25,000,001 - \$50,000,000	\$65,000
\$50,000,001 - \$75,000,000	\$75,000
\$75,000,000+	\$85,000

PROPOSER ACCEPTS RESPONSIBILITY FOR ACCURACY AND PRESENTATION OF THE ABOVE NUMBERS.

*\*Estimated quantities are for proposal purposes only. The quantities do not reflect guaranteed usage by MTS.*

**NOTE:** ALL PROPOSERS MUST COMPLETE PROPOSAL FORMS AS PROVIDED, FAILURE TO DO SO WILL DEEM THE PROPOSAL NON-RESPONSIVE.



1255 Imperial Avenue, Suite 1000  
San Diego, CA 92101-7490  
(619) 231-1466 • FAX (619) 234-3407

## Agenda Item No. 8

### MEETING OF THE SAN DIEGO METROPOLITAN TRANSIT SYSTEM BOARD OF DIRECTORS

April 11, 2019

#### SUBJECT:

RAILROAD BRIDGE INSPECTION SERVICES - CONTRACT AWARD

#### RECOMMENDATION:

That the San Diego Metropolitan Transit System (MTS) Board of Directors authorize the Chief Executive Officer (CEO) to execute Work Order WOA2017-CM001 for MTS Doc. No. G2017.0-17 (in substantially the same format as Attachment A) with CH2M Hill, Inc. in the amount of \$1,050,412.57 for Railroad Bridge Inspection Services for a period of five (5) years.

#### Budget Impact

The value of this agreement will not exceed \$1,050,412.57 and is allocated under Track Operational Cost Center (370016).

#### DISCUSSION:

In March 2010, the Federal Railroad Administration (FRA), in 49 Code of Federal Regulations (CFR) Part 237, mandated all rail operators to conduct bridge inspections. In response, MTS now performs in-depth bridge inspections and evaluations every twelve (12) months on a total of 73 significant bridge structures on its Blue, Orange, and Green Lines. A licensed bridge inspector is required for this service and on January 31, 2019, the current contract expired.

In order to secure a new contract, MTS staff solicited proposals from pre-qualified Construction Management (CM) firms. In early 2016, SANDAG completed a procurement process and entered into agreements with seven (7) CM firms to provide on-call CM services.



On June 7, 2017, SANDAG assigned \$3,000,000 in collective capacity for its on-call CM services contracts to MTS. Tasks are assigned to the firms through a work order process. MTS selects the most qualified firm based on the scope of work to be performed.

On December 10, 2018, staff issued a Request for Proposals (RFP) to approved CM firms. On January 24, 2019 MTS received three (3) proposals from the following firms:

1. DHS
2. TRC
3. CH2M Hill, Inc.

An evaluation panel was formed and the proposals were evaluated based on the following factors:

1. Project Team
2. Project Team's Capabilities
3. Project Understanding and Approach
4. Schedule

Based on the panel's evaluation of the proposal, MTS staff has determined that CH2M Hill, Inc. provided a proposal that best met all of the requirements outlined in the RFP. CH2M Hill, Inc. proposed amount of \$1,050,412.57 is within 10% of MTS's Independent Cost Estimate (ICE) of \$957,599.18 and is determined to be fair and reasonable. The following table represents the proposers' final scores and rankings following the evaluation:

Ranking	Proposer Name	Total Score
1	CH2M Hill	96.33
2	DHS	92.33
3	TRC	88.67

For this project, CH2M Hill will utilize Zephyr as a Disadvantaged Business Enterprise (DBE) subcontractor to supply additional specialized bridge inspectors to meet the inspection requirements and schedule. The following is the estimated amount for Zephyr:

Subcontractor Name	Designation	Estimated Amount
Zephyr	DBE	\$132,790.00

Therefore, staff recommends that the MTS Board of Directors authorize the CEO to execute WOA2017-CM001 for MTS Doc. No. G2017.0-17 (in substantially the same format as Attachment A) with CH2M Hill, Inc. in the amount of \$1,050,412.57 to perform Bridge Inspection Services.

/s/ Paul C. Jablonski  
Paul C. Jablonski  
Chief Executive Officer

Key Staff Contact: Sharon Cooney, 619.557.4513, [Sharon.Cooney@sdmts.com](mailto:Sharon.Cooney@sdmts.com)

Attachment: A. Draft Work Order Work Order WOA2017-CM001 for MTS Doc. No. G2017.0-17

April 12, 2019

MTS Doc. No. G2017.0 -17  
Work Order No. WOA2017-CM001

Jay D. McRae  
Vice President  
CH2M Hill, Inc.  
402 West Broadway Ste. 1450  
San Diego, Ca 92101  
Office: 619-687-0110

Dear Mr. McRae:

Subject: MTS DOC. NO. G2017.0-17, WOA2017-CM001, BRIDGE INSECTION SERVICES – WORK ORDER AGREEMENT.

This letter shall serve as our agreement, MTS Doc. No. G2017.0-17, WOA2017-CM001, for Construction Management services under the Construction Management Consultant Agreement, as further described below.

#### SCOPE OF SERVICES

Provide Bridge Inspection Services in accordance with MTS and SANDAG policies and procedures. Please see Attachment A, Scope of Services, for a detailed summary of the services to be provided.

#### SCHEDULE

Five (5) years from Notice to Proceed.

#### PAYMENT

Payment shall be based on actual costs in the amount not to exceed without prior authorization of \$1,050,412.57.

Sincerely,

Accepted:

Paul C. Jablonski  
Chief Executive Officer

\_\_\_\_\_  
Jay McRae  
CH2M Hill, Inc.

Date: \_\_\_\_\_

Attachments: A - Scope of Services  
B - Negotiated Fee Proposal





1255 Imperial Avenue, Suite 1000  
San Diego, CA 92101-7490  
(619) 231-1466 • FAX (619) 234-3407

## Agenda Item No. 9

### MEETING OF THE SAN DIEGO METROPOLITAN TRANSIT SYSTEM BOARD OF DIRECTORS

April 11, 2019

#### SUBJECT:

TASK ORDER CONTRACT APPROVAL FOR CONCEPTUAL COST ESTIMATING  
AND SCHEDULING SERVICES FOR PROPOSED TRANSPORTATION  
INFRASTRUCTURE PROJECTS IN SAN DIEGO COUNTY

#### RECOMMENDATION:

That the San Diego Metropolitan Transit System (MTS) Board of Directors authorize the Chief Executive Officer (CEO) to execute Work Order WOA2075-AE-37 for MTS Doc. No. G2075.0-18 (in substantially the same format as Attachment A) with Dokken Engineering (Dokken) in the amount of \$347,842.32 to perform conceptual cost estimating and scheduling services for proposed transportation infrastructure projects in San Diego County.

#### Budget Impact

The value of the Engineering Design Work Order will not exceed \$347,842.32 and is allocated under operating budget cost center 906010.

#### DISCUSSION:

The MTS Board Ad Hoc Committee is currently studying the feasibility of a potential sales tax ballot measure and directed staff to commence planning efforts for an expanded transit network in the MTS jurisdiction. MTS staff is developing a list of projects which could be funded by a potential sales tax as part of that expanded transit network. Staff is in need of assistance in estimating capital cost and implementation duration in an effort to present a realistic transit improvement plan to the public.

On January 12, 2016, San Diego Association of Governments (SANDAG) and MTS issued a joint Request for Statement of Qualifications (RFSQ) for On-Call Architectural and Engineering (A&E) Design Consulting services. The RFSQ resulted in the approval of 8 firms qualified to perform A&E services. Tasks are assigned to the firms through a



work order process. MTS selects the most qualified firm based on the scope of work to be performed. Dokken was deemed the most qualified for this scope of work.

For this project, Dokken will utilize the following subcontractors to provide estimating and scheduling services for the estimated amounts:

<b>Firm Name</b>	<b>Designation</b>	<b>Estimated Amount</b>
WSP	None	\$287,576.84
PME	None	\$42,727.30

Therefore, staff recommends that the MTS Board of Directors authorize the CEO to execute Work Order WOA2075-AE-37 for MTS Doc. No. G2075.0-18 (in substantially the same format as Attachment A) with Dokken in the amount of \$347,842.32 to perform conceptual cost estimating and scheduling services for proposed transportation infrastructure projects in San Diego County.

/s/ Paul C. Jablonski  
Paul C. Jablonski  
Chief Executive Officer

Key Staff Contact: Sharon Cooney, 619.557.4513, [Sharon.Cooney@sdmts.com](mailto:Sharon.Cooney@sdmts.com)

Attachment: A. Draft Work Order WOA2075-AE-37, MTS Doc. No. G2075.0-18

April 11, 2019

MTS Doc. No. G2075.0-18  
WOA2075-AE-37

Mr. John Klemunes, PE  
Regional Manager  
Dokken Engineering  
1450 Frazee Road, Suite 100  
San Diego, CA 92108

Dear Mr. Klemunes:

Subject: MTS DOC. NO. G2075.0-18, WORK ORDER WOA2075-AE-37, CONCEPTUAL COST ESTIMATING AND SCHEDULING SERVICES FOR PROPOSED TRANSPORTATION INFRASTRUCTURE PROJECTS IN SAN DIEGO COUNTY

This letter shall serve as our agreement for professional services, Work Order WOA2075-AE-37, under the General Engineering Consultant Agreement, MTS Doc. No. G2075.0-18, as further described below.

#### SCOPE OF SERVICES

Provide conceptual cost estimating and scheduling services for proposed transportation infrastructure projects in San Diego County. Work provided under this Work Order will be performed in accordance with the attached Scope of Services and Negotiated Fee Proposal (Attachment A and B).

#### SCHEDULE

This Work Order will not change the original schedule. The Scope of Services, as described above, shall be for a period of 120 days from the date of the Notice to Proceed.

#### PAYMENT

Payment shall be based on actual costs in the amount not to exceed without prior authorization of \$347,842.32.

Please sign below, and return the document to the Contracts Specialist at MTS. All other terms and conditions shall remain the same and in effect.

Sincerely,

Accepted:

Paul C. Jablonski  
Chief Executive Officer

\_\_\_\_\_  
John Klemunes, PE  
Regional Manager  
Dokken Engineering

Date: \_\_\_\_\_

Attachments: Attachment A, Scope of services  
Attachment B, Negotiated Fee Proposal



1255 Imperial Avenue, Suite 1000  
San Diego, CA 92101-7490  
(619) 231-1466 • FAX (619) 234-3407

## Agenda Item No. 10

### MEETING OF THE SAN DIEGO METROPOLITAN TRANSIT SYSTEM BOARD OF DIRECTORS

April 11, 2019

#### SUBJECT:

LIGHT RAIL VEHICLE (LRV) FRICTION BRAKE MATERIALS – CONTRACT AWARD

#### RECOMMENDATION:

That the San Diego Metropolitan System (MTS) Board of Directors authorize the Chief Executive Officer (CEO) to execute MTS Doc. No. L1490.0-19 (in substantially the same format as Attachment A) with Siemens Mobility, Inc. (Siemens), for LRV friction brake materials.

#### Budget Impact

The total budget for this project shall not exceed \$3,133,723.97 plus tax in the amount of \$242,863.61 for a total of \$3,376,587.58 for five (5) years and is funded in the LRV Maintenance account 350016-545100.

#### DISCUSSION:

San Diego Trolley, Inc. (SDTI) is currently operating a fleet of fifty-two (52) SD100, eleven (11) S70, and sixty-five (65) SD8 LRVs. These rail cars were manufactured by Siemens from 1992 through 1995 (SD100), 2005 (S70), and 2012 through 2015 (SD8). These cars all have friction braking systems supplied by Knorr Brake.

The LRV Maintenance department inspects the brake equipment including all friction materials (consisting of brake pads and disks) during every preventative maintenance inspection and these materials are replaced as needed in accordance with Original Equipment Manufacturer (OEM) recommendations. The contractor will supply LRV friction brake materials (brake pads and disks) to MTS for a period of five (5) years.

On January 9, 2019, staff issued an Invitation for Bids (IFB) for LRV friction brake materials.



On the bid due date of February 21, 2019, two responsive bids were received from Siemens and CBM USA, Inc. Siemens was deemed the lowest responsive and responsible bidder.

	<b>CBM USA</b>	<b>Siemens</b>	<b>ICE</b>
YEAR 1	\$ 658,748.78	\$ 590,252.52	\$ 437,781.08
YEAR 2	\$ 678,504.47	\$ 607,959.24	\$ 459,670.13
YEAR 3	\$ 698,799.22	\$ 626,197.88	\$ 482,653.64
YEAR 4	\$ 719,833.84	\$ 644,980.35	\$ 506,786.32
YEAR 5	\$ 741,437.21	\$ 664,333.98	\$ 532,125.64
<b>GRAND TOTAL BASIS OF AWARD</b>	<b>\$ 3,497,323.52</b>	<b>\$ 3,133,723.97</b>	<b>\$ 2,419,016.82</b>

The submitted pricing exceeded the independent cost estimate (ICE) by 23% due largely to the increase in the cost of metals in the market. The price analysis indicates that the Siemens bid was fair and reasonable.

Therefore, staff recommends that the MTS Board of Directors authorize the CEO to execute MTS Doc. No. L1490.0-19, (in substantially the same format as Attachment A) with Siemens Mobility, Inc. for LRV friction brake materials.

/s/ Paul C. Jablonski  
Paul C. Jablonski  
Chief Executive Officer

Key Staff Contact: Sharon Cooney, 619.557.4513, [Sharon.Cooney@sdmts.com](mailto:Sharon.Cooney@sdmts.com)

Attachment: A. Draft MTS Doc. No. L1490.0-19  
B. Siemens Mobility, Inc. Bid

## STANDARD PROCUREMENT AGREEMENT

L1490.0-19  
CONTRACT NUMBER

THIS AGREEMENT is entered into this \_\_\_\_\_ day of \_\_\_\_\_ 2019, in the State of California by and between San Diego Metropolitan Transit System ("MTS"), a California public agency, and the following, hereinafter referred to as "Contractor."

Name: Siemens Mobility, Inc.Address: 5301 Price AvenueForm of Business: Corporation  
(Corporation, partnership, sole proprietor, etc.)McClellan, CA 95652Telephone: 916-621-2700  
[barry.sidler@siemens.com](mailto:barry.sidler@siemens.com)

Email Address:

Authorized person to sign contracts: Barry Sidler Aftermarket Manager  
Name Title

**The attached Standard Conditions are part of this Agreement. The Contractor agrees to furnish to MTS services and materials, as follows:**

Light Rail Vehicle (LRV) Friction Brake Materials as specified in the MTS Minimum Technical Specifications/Scope of Work (Exhibit A), in accordance with the Standard Conditions Procurement, including (Exhibit B), Federal Requirements (Exhibit C) Siemens Mobility, Inc.'s Bid dated 2/25/19 (Exhibit D), and Signed MTS Forms – Siemens Mobility, Inc. (Exhibit E).

The contract term is for five (5) years in the amount of \$3,376,587.58 . The period shall be effective from May 1, 2019 through April 30, 2024. Payment terms shall be net 30 days from invoice date.

SAN DIEGO METROPOLITAN TRANSIT SYSTEM	CONTRACTOR AUTHORIZATION
By: _____ Chief Executive Officer	Firm: _____
Approved as to form:	By: _____ Signature
By: _____ Office of General Counsel	Title: _____ SA-PROCUREMENT (REV 2/22/2017) DATE

Siemens Bid																				
YEAR 1						Year 2			Year 3			Year 4			Year 5					
Material	Material Number	MPN	Qty.	Unit Price	Extended Price	Qty.	Unit Price	Extended Price	Qty.	Unit Price	Extended Price	Qty.	Unit Price	Extended Price	Qty.	Unit Price	Extended Price			
70156679	PAD BRAKE,CENTER TRUCK,SD7/SD8	C92303/20C7	351	\$ 261.18	\$ 91,674.18	351	\$ 269.01	\$ 94,422.51	351	\$ 277.08	\$ 97,255.08	351	\$ 285.39	\$ 100,171.89	351	\$ 293.96	\$ 103,179.96			
70156711	ROTOR IDLER,CTR TRUCK,SD7,SD8 DISC BRAKE	II/19631/2C/U	124	\$ 1,718.54	\$ 213,098.96	124	\$ 1,770.10	\$ 219,492.40	124	\$ 1,823.20	\$ 226,076.80	124	\$ 1,877.90	\$ 232,859.60	124	\$ 1,934.23	\$ 239,844.52			
70157347	PAD BRAKE,POWER,RIGHT,SD7/SD8	C78598/17C7	412	\$ 254.65	\$ 104,915.80	412	\$ 262.29	\$ 108,063.48	412	\$ 270.16	\$ 111,305.92	412	\$ 278.26	\$ 114,643.12	412	\$ 286.61	\$ 118,083.32			
70157354	PAD BRAKE,POWER,LEFT,SD7/SD8	C78597/17C7	390	\$ 254.65	\$ 99,313.50	390	\$ 262.29	\$ 102,293.10	390	\$ 270.16	\$ 105,362.40	390	\$ 278.26	\$ 108,521.40	390	\$ 286.61	\$ 111,777.90			
70159145	ROTOR POWER,BRAKE,S70	II/43214/1/U	11	\$ 1,440.39	\$ 15,844.29	11	\$ 1,483.60	\$ 16,319.60	11	\$ 1,528.11	\$ 16,809.21	11	\$ 1,573.95	\$ 17,313.45	11	\$ 1,621.17	\$ 17,832.87			
70200419	BRAKE PAD CT - SD9	C208097/20A8	207	\$ 315.97	\$ 65,405.79	207	\$ 325.45	\$ 67,368.15	207	\$ 335.21	\$ 69,388.47	207	\$ 345.27	\$ 71,470.89	207	\$ 355.63	\$ 73,615.41			
Total Year One					\$ 590,252.52	Total Year Two			\$ 607,959.24	Total Year Three			\$ 626,197.88	Total Year Four			\$ 644,980.35	Total Year Five		\$ 664,333.98

LRV FRICTION BRAKE MATERIALS	
Contract Term	Siemens Mobility Inc.
YEAR 1	\$ 590,252.52
YEAR 2	\$ 607,959.24
YEAR 3	\$ 626,197.88
YEAR 4	\$ 644,980.35
YEAR 5	\$ 664,333.98
GRAND TOTAL BASIS OF AWARD	\$ 3,133,723.97



1255 Imperial Avenue, Suite 1000  
San Diego, CA 92101-7490  
(619) 231-1466 • FAX (619) 234-3407

## Agenda Item No. 11

### MEETING OF THE SAN DIEGO METROPOLITAN TRANSIT SYSTEM BOARD OF DIRECTORS

April 11, 2019

#### SUBJECT:

LIGHT RAIL VEHICLE (LRV) LIFTING JACKS REPLACEMENT – SOLE SOURCE  
CONTRACT AWARD

#### RECOMMENDATION:

That the San Diego Metropolitan Transit System (MTS) Board of Directors authorize the Chief Executive Officer (CEO) to execute MTS Doc. No. PWL266.0-19 (in substantially the same format as Attachment A) with BBM Railway Equipment for the purchase and installation of in-floor lifting hoists to replace existing hoists damaged by flash flood conditions in the LRV Maintenance Facility Building C on December 6, 2018.

#### Budget Impact

The value of this agreement will not exceed \$1,037,406.38 and is funded under the MTS Insurance Recovery cost center 999016. MTS will be reimbursed for this cost through MTS's flood insurance provider, Lexington Insurance, through MTS's relationship with the California State Association of Counties Excess Insurance Authority (CSAC-EIA).

#### DISCUSSION:

The MTS LRV maintenance facility was subjected to flash flood conditions on the evening of December 6, 2018. During this weather event, the C-building maintenance pits filled with flood waters and the entire building was overcome by 3-4 inches of water. In addition, the in-floor lifts were inundated with water and severely damaged.

The in-floor hoists were disassembled and inspected jointly by members of the MTS LRV Maintenance team, BBM Railway Equipment (the supplier of the in-floor hoist systems) and the 3<sup>rd</sup> party claims administrator, McLaren's. The results of the inspection indicated that much of the in-floor equipment had suffered damages due to being completely submerged and would need to be replaced. Equipment that could be reused was identified and a cost proposal to replace the damaged systems' components was





provided by BBM Railway Equipment. The existing systems were provided by MACTON Corporation and installed in 1995.

The LRV Maintenance Department depends on these in-floor hoists daily to service the MTS Light Rail Fleet lifting the LRVs to provide undercar access for maintenance and repairs. Without the hoists in service, maintenance efficiencies are negatively impacted as personnel have to set up portable hoists and jacks to service the vehicles resulting in longer out of service time for the LRV fleet. This project completely replaces all components damaged by the flood that were deemed unsuitable for reuse and will return the hoists to serviceable condition.

The new system must work with the remaining existing infrastructure in order to avoid unnecessary and costly complete replacement. MTS staff has determined that a sole-source procurement is necessary to avoid these costs and to ensure compatibility with the remaining existing components.

New in-floor lift equipment is solely distributed and maintained by BBM Railway Equipment. All drawings and intellectual property of the existing system are owned by BBM Railway Equipment, and no other vendor is able to supply the Original Equipment Manufacturer (OEM) materials or provide warranty service on the lifts. BBM would also be the sole source provider for replacement parts and installation of the new equipment ensuring minimal loss of work-time and that the equipment is compatible with the existing infrastructure configuration.

The pricing provided by BBM Railway Equipment in comparison with the independent cost estimate (ICE) and an MTS price analysis was determined to be fair and reasonable.

COMPANY NAME	BID AMOUNT
BBM	\$1,037,406.38
ICE	\$990,337.72

Therefore, staff recommends that the MTS Board of Directors authorize the CEO to execute MTS Doc. No. PWL266.0-19 (in substantially the same format as Attachment A), with BBM Railway Equipment for the purchase and installation of replacement in-floor lifting hoists.

/s/ Paul C. Jablonski  
Paul C. Jablonski  
Chief Executive Officer

Key Staff Contact: Sharon Cooney, 619.557.4513, [Sharon.Cooney@sdmts.com](mailto:Sharon.Cooney@sdmts.com)

Attachment: A. Draft MTS Doc. No. PWL266.0-19

PW266.0-19 CONTRACT NUMBER
FILE/PO NUMBER(S)

**STANDARD SERVICES AGREEMENT  
FOR  
LIGHT RAIL VEHICLE LIFTING JACK REPLACEMENT**

THIS AGREEMENT is entered into this \_\_\_\_\_ day of \_\_\_\_\_ 2019, in the State of California by and between San Diego Metropolitan Transit System ("MTS"), a California public agency, and the following, hereinafter referred to as "Contractor":

Name: BBM Railway Equipment Address: \_\_\_\_\_

Form of Business: Corporation  
(Corporation, partnership, sole proprietor, etc.)

Telephone: \_\_\_\_\_ Email Address: \_\_\_\_\_

Authorized person to sign contracts: \_\_\_\_\_  
Name Title

**The attached Standard Conditions are part of this Agreement. The Contractor agrees to furnish to MTS services and materials, as follows:** Remove and Replace in-floor lifting jacks as specified in the Scope of Work (attached as Exhibit A), Bid Form (attached as Exhibit B), and in accordance with the Standard Conditions (attached as Exhibit C).

The contract term is for **LIGHT RAIL VEHICLE LIFTING JACK REPLACEMENT**. Payment terms shall be net 30 days from invoice date. The total cost of this contract shall not exceed \$1,037,406.38 without the express written consent of MTS.

SAN DIEGO METROPOLITAN TRANSIT SYSTEM	CONTRACTOR AUTHORIZATION
By: _____ Chief Executive Officer	Firm: _____
Approved as to form:	By: _____ Signature
By: _____ Office of General Counsel	Title: _____

( \_\_\_\_ total pages, each bearing contract number)

SA-SERVICES (REV 2/22/2017)  
DATE



1255 Imperial Avenue, Suite 1000  
San Diego, CA 92101-7490  
(619) 231-1466 • FAX (619) 234-3407

## Agenda Item No. 12

### MEETING OF THE SAN DIEGO METROPOLITAN TRANSIT SYSTEM BOARD OF DIRECTORS

April 11, 2019

#### SUBJECT:

LIGHT RAIL VEHICLE (LRV) UPPER LEVEL WORK PLATFORMS - CONTRACT  
AWARD

#### RECOMMENDATION:

That the San Diego Metropolitan Transit System (MTS) Board of Directors authorize the Chief Executive Officer (CEO) to execute MTS Doc. No. PWL273.0-19 (in substantially the same format as Attachment A), with Jennette Company, Inc., for the construction of LRV Upper Level Work Platforms.

#### Budget Impact

The total cost of this contract will not exceed \$1,314,500.00 over the duration of the construction services. This includes the \$1,195,000.00 bid amount by Jennette Company, Inc, and an additional 10% for Construction Contingency in the amount of \$119,500.00.

Funding will be through multiple MTS Capital Improvement Project (CIP) accounts as follows:

CIP	LRV Fall Protection Building A	2006003302	\$745,996.47
CIP	LRV Fall Protection Building C	2006005402	\$568,503.53

#### DISCUSSION:

The addition of LRV Upper Level Work Platforms in Building A and C is necessary to enhance a safe working environment for LRV maintenance workers. This project will provide additional elevated platform areas for the maintenance staff to access the roof mounted equipment and will reduce the down time for LRV repairs.



The need for additional platforms is due to the new style of LRV's. The majority of the fleet is now S70 and S70US low-floor vehicles with braking and propulsion equipment mounted on the roof. Additional LRVs for the Mid-Coast extension will increase the low-floor fleet size by approximately 60% requiring additional maintenance areas. As a result of the newer fleet, additional upper level work platforms in Building A and C have become increasingly necessary.

On April 12, 2018, the MTS Board of Directors approved a contract for construction of LRV Upper Level Work Platforms with MTM Builders. Unforeseen site conditions led to a need for a change order that could not be negotiated and staff determined that the best course of action to ensure a successful project completion would be to terminate the contract with MTM Builders. The contract was terminated on March 7, 2019 and since then MTS has engaged with the second lowest bidder, Jennette Company to complete the project.

The pricing provided by Jennette Company, in comparison with the independent cost estimate (ICE) and an MTS price analysis, was determined to be fair and reasonable.

LRV Upper Level Work Platforms	
COMPANY NAME	BID AMOUNT
<i>Jennette Company, Inc.</i>	\$1,195,000.00
<i>ICE</i>	\$1,264,922.00

Therefore, staff recommends that the MTS Board of Directors authorize the CEO to execute MTS Document No. PWL273.0-19 with Jennette Company, Inc. for the LRV Upper Level Work Platforms construction.

/s/ Paul C. Jablonski  
Paul C. Jablonski  
Chief Executive Officer

Key Staff Contact: Sharon Cooney, 619.557.4513, [Sharon.Cooney@sdmts.com](mailto:Sharon.Cooney@sdmts.com)

Attachment: A. Draft MTS Doc. No. PWL273.0-19 Janette Company.

PWL273.0-19 CONTRACT NUMBER
--------------------------------

**STANDARD CONSTRUCTION AGREEMENT  
FOR  
LIGHT RAIL VEHICLE (LRV) UPPER LEVEL WORK PLATFORMS - CONTRACT AWARD**

THIS AGREEMENT is entered into this \_\_\_\_\_ day of \_\_\_\_\_ 2019, in the State of California by and between San Diego Metropolitan Transit System ("MTS"), a California public agency, and the following, hereinafter referred to as "Contractor":

Name: Jannette Company Inc. Address: \_\_\_\_\_

Form of Business: Corporation  
(Corporation, Partnership, Sole Proprietor, etc.) \_\_\_\_\_

Telephone: \_\_\_\_\_ Email Address: \_\_\_\_\_

Authorized person to sign contracts: \_\_\_\_\_  
Name Title

**The specified Contract Documents are part of this Agreement. The Contractor agrees to furnish to MTS services and materials, as follows:**

Contractor shall furnish all necessary management, supervision, labor, materials, tools, supplies, equipment, plant, services, engineering, testing and/or any other act or thing required to diligently and fully perform and complete the Project as specified in the Scope of Work (Exhibit A), Bid Proposal (Exhibit B), and in accordance with the Standard Construction Agreement and Special Conditions (Exhibit C).

**SCOPE OF WORK**

Contractor, for and in consideration of the payment to be made to Contractor as hereinafter provided, shall furnish all plant, labor, technical and professional services, supervision, materials and equipment, other than such materials and equipment as may be specified to be furnished by MTS, and perform all operations necessary to complete the work in strict conformance with the Contract Documents (defined below) for the following public work of improvement:

**LIGHT RAIL VEHICLE (LRV) UPPER LEVEL WORK PLATFORMS – CONTRACT**

**AWARD**

Contractor is an independent contractor and not an agent of MTS. The Contractor and its surety shall be liable to MTS for any damages arising as a result of the Contractor's failure to comply with this obligation.

**CONTRACT TIME**

Time is of the essence in the performance of the work. The work shall be commenced by the date stated in MTS's Notice to Proceed. The Contractor shall complete all work required by the Contract Documents within 150 calendar days from the commencement date stated in the Notice to Proceed. By its signature hereunder, Contractor agrees the Contract Time is adequate and reasonable to complete the work.

**CONTRACT PRICE**

MTS shall pay to the Contractor as full compensation for the performance of the Contract, subject to any additions or deductions as provided in the Contract Documents, and including all applicable taxes and

costs, the sum of One Million One Hundred Ninety Five Thousand Dollars (\$1,195,000.00). Payment shall be made as set forth in the General Conditions.

### **LIQUIDATED DAMAGES**

It is agreed that the Contractor will pay MTS the sum of \$XX for each and every calendar day of delay beyond the time prescribed in the Contract Documents for finishing the work, as Liquidated Damages and not as a penalty or forfeiture. In the event this is not paid, the Contractor agrees MTS may deduct that amount from any money due or that may become due the Contractor under the Contract. This Section does not exclude recovery of other damages specified in the Contract Documents.

### **COMPONENT PARTS OF THE CONTRACT**

The "Contract Documents" include the following:

Invitation for Bids (IFB)  
Information and Instructions for Bidders  
Contractor's Bid Forms  
Bid Bond  
Designation of Subcontractors  
Designation of Other Third Party Contractors  
Information Required of Bidders  
Non-Collusion Declaration Form  
Iran Contracting Act Certification  
Public Works Contractor Registration Certification  
Performance Bond  
Payment (Labor and Materials) Bond  
General Conditions  
Special Provisions (or Special Conditions)  
Technical Specifications prepared by \_\_\_\_\_, dated \_\_\_\_  
Standard Specifications (Excluding sections 1-9 in their entirety)  
Addenda  
Plans prepared by \_\_\_\_\_, dated \_\_\_\_\_  
Change Orders as executed by MTS

The Contractor shall complete the work in strict accordance with all of the Contract Documents.

This Contract shall supersede any prior agreement of the parties.

### **PROVISIONS REQUIRED BY LAW**

Each and every provision of law required to be included in these Contract Documents shall be deemed to be included in these Contract Documents. The Contractor shall comply with all requirements of the California Labor Code applicable to this Project.

### **INDEMNIFICATION**

Contractor shall provide indemnification as set forth in the General Conditions.

### **PREVAILING WAGES**

Contractor shall be required to pay the prevailing rate of wages in accordance with the Labor Code which such rates shall be made available at MTS's Administrative Office or may be obtained online at <http://www.dir.ca.gov> and which must be posted at the job site

SAN DIEGO METROPOLITAN TRANSIT SYSTEM	CONTRACTOR AUTHORIZATION
By: _____ Chief Executive Officer	Firm: _____
Approved as to form:	By: _____ Signature
By: _____ Office of General Counsel	Title: _____
(____ total pages, each bearing contract number)	SA-CONSTRUCTION (REV X-17)

DRAFT



1255 Imperial Avenue, Suite 1000  
San Diego, CA 92101-7490  
(619) 231-1466 • FAX (619) 234-3407

## Agenda Item No. 13

### MEETING OF THE SAN DIEGO METROPOLITAN TRANSIT SYSTEM BOARD OF DIRECTORS

April 11, 2019

#### SUBJECT:

LIGHT RAIL VEHICLE (LRV) WHEEL TRUING MACHINE REPLACEMENT – FLOOD  
DAMAGED - SOLE SOURCE CONTRACT AWARD

#### RECOMMENDATION:

That the San Diego Metropolitan Transit System (MTS) Board of Directors authorize the Chief Executive Officer (CEO) to execute MTS Doc. No. PWL278.0-19 (in substantially the same format as Attachment A) with Simmons Machine Tool Corporation (Simmons) for the purchase and installation of a replacement Wheel Truing Machine.

#### Budget Impact

The value of this agreement will not exceed \$1,868,961.00 and is funded under the MTS Insurance Recovery cost center 999016. Cost of the replacement machine will be reimbursed through MTS's flood insurance provider, Lexington Insurance, through MTS's relationship with the California State Association of Counties Excess Insurance Authority (CSAC-EIA).

#### DISCUSSION:

The MTS LRV maintenance facility was subjected to flash flood conditions on the evening of December 6, 2018. During this weather event, the C-building maintenance pits filled with flood waters including the pit that contained the wheel truing machine. In addition to the flooding in the maintenance pits, the entire building was overcome by 3-4 inches of water. Approximately 300,000 gallons of flood water was pumped out of the building to recover the facility.

Following the removal of the water, all LRV maintenance support equipment was inspected for damages and suitability for use. The LRV wheel truing machine was disassembled and inspected jointly by members of the MTS LRV Maintenance team, Simmons (the Supplier of the wheel truing machine) and the 3<sup>rd</sup> party claims





administrator, McLaren's. The results of the inspection indicated that the machine and auxiliary equipment had suffered catastrophic damage and was a total loss.

The LRV Maintenance Department depends on this truing machine daily to maintain the wheel profile of the MTS LRV fleet to ensure safety and comfort for our passengers. Without this machine in service, maintenance efficiencies have been negatively impacted as MTS is relying on our older machine that was installed over 25 years ago. The older wheel truing machine is far less efficient and must be run almost around the clock to maintain the service levels needed.

Prior to the flood, the wheel truing machine had been in service for only 14 months. When originally installed, the maintenance pit was reconfigured to accommodate the Model U-2000 machine. The replacement machine must be the same footprint and have the same infrastructure requirements to avoid a duplication of infrastructure and design costs. Simmons is the sole U.S. distributor of the Hagenschiedt U2000 wheel truing machine in North America and the only firm able to install the machine in the current configuration.

The pricing provided by the Simmons, in comparison with the independent cost estimate (ICE) and an MTS price analysis determined Simmons to be fair and reasonable.

COMPANY NAME	BID AMOUNT
<b>Simmons</b>	<b>\$1,868,961.00</b>
ICE	\$1,839,523.21

Therefore, staff recommends that the MTS Board of Directors authorize the CEO to execute MTS Doc. No. PWL278.0-19 (in substantially the same format as Attachment A), with Simmons Machine Tool Corporation for the purchase and installation of a replacement Wheel Truing machine.

/s/ Paul C. Jablonski

Paul C. Jablonski  
Chief Executive Officer

Key Staff Contact: Sharon Cooney, 619.557.4513, [Sharon.Cooney@sdmts.com](mailto:Sharon.Cooney@sdmts.com)

Attachment: A. Draft MTS Doc. No. PWL278.0-19

PWL278.0-19 CONTRACT NUMBER
FILE/PO NUMBER(S)

## STANDARD CONSTRUCTION AGREEMENT FOR

### Light Rail Vehicle Wheel Truing Machine Replacement – Flood Damaged

THIS AGREEMENT is entered into this \_\_\_\_\_ day of \_\_\_\_\_ 2019, in the State of California by and between San Diego Metropolitan Transit System ("MTS"), a California public agency, and the following, hereinafter referred to as "Contractor":

Name: Simmons Machine Tool Corporation Address: 1700 North Broadway

Form of Business: Corporation Albany, New York 12201  
(Corporation, Partnership, Sole Proprietor, etc.)

Telephone: \_\_\_\_\_ Email Address: \_\_\_\_\_

Authorized person to sign contracts: \_\_\_\_\_  
Name Title

**The specified Contract Documents are part of this Agreement. The Contractor agrees to furnish to MTS services and materials, as follows:**

Contractor shall furnish all necessary management, supervision, labor, materials, tools, supplies, equipment, plant, services, engineering, testing and/or any other act or thing required to diligently and fully perform and complete the Project as specified in the Scope of Work (Exhibit A), Bid Proposal (Exhibit B), and in accordance with the Standard Construction Agreement and Special Conditions (Exhibit C), and Federal Requirements (Exhibit D).

### SCOPE OF WORK

Contractor, for and in consideration of the payment to be made to Contractor as hereinafter provided, shall furnish all plant, labor, technical and professional services, supervision, materials and equipment, other than such materials and equipment as may be specified to be furnished by MTS, and perform all operations necessary to complete the Work in strict conformance with the Contract Documents (defined below) for the following public work of improvement:

#### LIGHT RAIL VEHICLE WHEEL TRUING MACHINE REPLACEMENT – FLOOD DAMAGED

Contractor is an independent contractor and not an agent of MTS. The Contractor and its surety shall be liable to MTS for any damages arising as a result of the Contractor's failure to comply with this obligation.

### CONTRACT TIME

Time is of the essence in the performance of the Work. The Work shall be commenced by the date stated in MTS's Notice to Proceed. The Contractor shall complete all Work required by the Contract Documents within **[\*\*INSERT CALENDAR DAYS\*\*]** days from the commencement date stated in the Notice to Proceed. By its signature hereunder, Contractor agrees the Contract Time is adequate and reasonable to complete the Work.

### CONTRACT PRICE

MTS shall pay to the Contractor as full compensation for the performance of the Contract, subject to any additions or deductions as provided in the Contract Documents, and including all applicable taxes and costs, the sum of One million, eight hundred sixty-eight thousand, nine hundred sixty one dollars (\$1,868,961.00). Payment shall be made as set forth in the General Conditions.

## **COMPONENT PARTS OF THE CONTRACT**

The "Contract Documents" include the following:

Designation of Subcontractors  
Designation of Other Third Party Contractors  
Information Required of Bidders  
Non-Collusion Declaration Form  
Iran Contracting Act Certification  
Public Works Contractor Registration Certification  
Performance Bond  
Payment (Labor and Materials) Bond  
General Conditions  
Special Provisions (or Special Conditions)  
Federal Requirements (Federal Transit Administration)  
Technical Specifications prepared by \_\_\_\_\_, dated \_\_\_\_  
Standard Specifications (Excluding sections 1-9 in their entirety)  
Addenda  
Change Orders as executed by MTS

The Contractor shall complete the Work in strict accordance with all of the Contract Documents.

This Contract shall supersede any prior agreement of the parties.

## **PROVISIONS REQUIRED BY LAW**

Each and every provision of law required to be included in these Contract Documents shall be deemed to be included in these Contract Documents. The Contractor shall comply with all requirements of the California Labor Code applicable to this Project.

## **INDEMNIFICATION**

Contractor shall provide indemnification as set forth in the General Conditions.

## **PREVAILING WAGES**

Contractor shall be required to pay the prevailing rate of wages in accordance with the Labor Code which such rates shall be made available at MTS's Administrative Office or may be obtained online at <http://www.dir.ca.gov> and which must be posted at the job site

SAN DIEGO METROPOLITAN TRANSIT SYSTEM		CONTRACTOR AUTHORIZATION	
By: _____ Chief Executive Officer		Firm: _____	
Approved as to form:		By: _____ Signature	
By: _____ Office of General Counsel		Title: _____	
AMOUNT ENCUMBERED	BUDGET ITEM	FISCAL YEAR	
\$1,868,961.00	999016		
By: _____ Chief Financial Officer (___ total pages, each bearing contract number)	Date _____	SA-CONSTRUCTION (REV X-17)	



1255 Imperial Avenue, Suite 1000  
San Diego, CA 92101-7490  
(619) 231-1466 • FAX (619) 234-3407

## Agenda Item No. 14

### MEETING OF THE SAN DIEGO METROPOLITAN TRANSIT SYSTEM BOARD OF DIRECTORS

April 11, 2019

#### SUBJECT:

TROLLEY TRACK IMPROVEMENTS – CHANGE ORDERS AMENDMENTS 10 - 12

#### RECOMMENDATION:

That the San Diego Metropolitan Transit System (MTS) Board of Directors authorize the Chief Executive Officer (CEO) to execute MTS Doc. No. PWL243.0-17 - Change Order Amendment 10 - 12, with Veolia Transportation Maintenance & Infrastructure (VTMI) totaling \$488,853.02.

#### Budget Impact

The total additional Board authority for Change Orders 10-12 is \$488,853.02. The value of the contract will increase from the current \$5,177,324.95 to a revised \$5,666,177.97. Funding is included in the Fiscal Year (FY) 2018 & FY 2019 & FY 2020 Capital Improvement Program (CIP) budgets.

#### DISCUSSION:

MTS currently has an existing contract with VTMI for construction related improvements on MTS's Green Line and Orange Line. This agreement ensures MTS receives construction related improvements to its existing trolley tracks pursuant to improvements awarded under contracts' scope of work. A summary of the requested Change Orders are as follows:

#### Change Order No. 10:

This Change Order would authorize the removal and disposal of an additional eight (8) inches of 2,449 Square Feet (SF) of excessively thick asphalt, placement of additional



ballast, and the removal and replacement of 120 SF of existing sidewalk at the Taylor Street Grade Crossing. The total cost of this amendment shall not exceed \$52,899.00

Change Order No. 11:

This Change Order would authorize the replacement of up to five-hundred (500) additional timber ties between the 69th Street Grade Crossing and Massachusetts Trolley Station. The total cost of this amendment shall not exceed \$99,281.74.

Change Order No. 12:

This Change Order would authorize the replacement of the 8<sup>th</sup> Avenue and C Street vehicular crossing. This vehicular crossing has some issues with track gauge, which causes a slow order at this location. The total cost of this amendment shall not exceed \$336,672.28.

Therefore, staff recommends that the MTS Board of Directors authorize the CEO to execute MTS Doc. No. PWL243.0-17 – Change Order Amendment 10 - 12, with Veolia Transportation Maintenance & Infrastructure totaling \$488,853.02.

/s/ Paul C. Jablonski  
Paul C. Jablonski  
Chief Executive Officer

Key Staff Contact: Sharon Cooney, 619.557.4513, [Sharon.Cooney@sdmts.com](mailto:Sharon.Cooney@sdmts.com)

Attachments: A. Change Order No. 10  
B. Change Order No. 11  
C. Change Order No. 12

# CONSTRUCTION CHANGE ORDER

Project Name: **Trolley Track Improvements**

Date: **3/26/19**

To: **MTS**

Contract Number: **PWL243.0-17**

From (Contractor): **VTMI**

CCO Number: **10**

## Description of Work

This CCO is prepared in accordance with and incorporates Section 4.32 of the Contract Documents and consists of Removal of asphalt. See attached price detail.

## A. Contractor Cost of the Work

**Payroll Costs** (See attached supporting documentation.)

**Materials** (See attached supporting documentation.)

**Equipment** (See attached supporting documentation.)

**Consultant Costs** (See attached supporting documentation.)

**Supplemental Costs** (See attached supporting documentation.)

**Other - Tie spec change**
**Other -escalation costs**

\$	-
\$	-
\$	-
\$	-

**Subtotal A: \$ -**

## B. Subcontractor Cost of the Work

**Payroll Costs** (See attached supporting documentation.)

**Equipment** (See attached supporting documentation.)

**Materials** (See attached supporting documentation.)

**Consultant Costs** (See attached supporting documentation.)

**Supplemental Costs** (See attached supporting documentation.)

\$	-
\$	-
\$	-
\$	-
\$	-

**Subtotal B: \$ -**

## C. Contractor Fee: (As per the Contract Documents)

**Overhead and Profit**
**Overhead and Profit on Subcontractors**
**Bonds and Insurance**

\$	-
\$	-
\$	-

**Subtotal C: \$ -**
**Total = (A + B + C)**
**Total: \$ 52,899.00**

Original Contract value:

Adjustment by Change Order No.

Adjustment by this Change Order

New Contract Amount

Total:

**\$ 52,899.00**

The Contract Time due to this Change Order will be: ☐ Increased ☐ Decreased ☒ Unchanged by **XX** days

Original Completion Date:

Adjustment by Change Order No. **1**

Adjustment by this Change Order

Current Completion Date

**\$ 52,899.00**

Milestones Affected:

*Add Descriptions of any milestones affected as a result of a change in services, term, and/or price*

Contractor

Date:

MTS Chief Executive Officer

Date:

Follow all applicable procedures and provide all appropriate documentation as required by the Contract Documents.



## CONSTRUCTION CHANGE ORDER

Project Name: **Trolley Track Improvements**

Date: **3/26/19**

To: **MTS**

Contract Number: **PWL243.0-17**

From (Contractor): **VTMI**

CCO Number: **11**

### Description of Work

This CCO is prepared in accordance with and incorporates Section 4.32 of the Contract Documents and consists of Replacement of timber ties. See attached price detail.

### A. Contractor Cost of the Work

**Payroll Costs** (See attached supporting documentation.)

**Materials** (See attached supporting documentation.)

**Equipment** (See attached supporting documentation.)

**Consultant Costs** (See attached supporting documentation.)

**Supplemental Costs** (See attached supporting documentation.)

**Other - Tie spec change**

**Other -escalation costs**

\$	-
\$	-
\$	-
\$	-

**Subtotal A: \$ -**

### B. Subcontractor Cost of the Work

**Payroll Costs** (See attached supporting documentation.)

**Equipment** (See attached supporting documentation.)

**Materials** (See attached supporting documentation.)

**Consultant Costs** (See attached supporting documentation.)

**Supplemental Costs** (See attached supporting documentation.)

\$	-
\$	-
\$	-
\$	-
\$	-

**Subtotal B: \$ -**

### C. Contractor Fee: (As per the Contract Documents)

**Overhead and Profit**

**Overhead and Profit on Subcontractors**

**Bonds and Insurance**

\$	-
\$	-
\$	-

**Subtotal C: \$ -**

**Total = (A + B + C)**

**Total: \$ 99,281.74**

Original Contract value:

Adjustment by Change Order No. | | |

Adjustment by this Change Order

New Contract Amount

Total:

**\$ 99,281.74**

The Contract Time due to this Change Order will be: ☐ Increased ☐ Decreased ☒ Unchanged by **XX** days

Original Completion Date:

Adjustment by Change Order No. **1**

Adjustment by this Change Order

Current Completion Date

Milestones Affected:

*Add Descriptions of any milestones affected as a result of a change in services, term, and/or price*

Contractor

Date:

MTS Chief Executive Officer

Date:

Follow all applicable procedures and provide all appropriate documentation as required by the Contract Documents.





## CONSTRUCTION CHANGE ORDER

Project Name: **Trolley Track Improvements**

Date: **3/26/19**

To: **MTS**

Contract Number: **PWL243.0-17**

From (Contractor): **VTMI**

CCO Number: **12**

### Description of Work

This CCO is prepared in accordance with and incorporates Section 4.32 of the Contract Documents and consists of Replacement of track at 8th st. vehicular crossing. See attached price detail.

### A. Contractor Cost of the Work

**Payroll Costs** (See attached supporting documentation.)

**Materials** (See attached supporting documentation.)

**Equipment** (See attached supporting documentation.)

**Consultant Costs** (See attached supporting documentation.)

**Supplemental Costs** (See attached supporting documentation.)

**Other - Tie spec change**

**Other -escalation costs**

\$	-
\$	-
\$	-
\$	-

**Subtotal A: \$ -**

### B. Subcontractor Cost of the Work

**Payroll Costs** (See attached supporting documentation.)

**Equipment** (See attached supporting documentation.)

**Materials** (See attached supporting documentation.)

**Consultant Costs** (See attached supporting documentation.)

**Supplemental Costs** (See attached supporting documentation.)

\$	-
\$	-
\$	-
\$	-
\$	-

**Subtotal B: \$ -**

### C. Contractor Fee: (As per the Contract Documents)

**Overhead and Profit**

**Overhead and Profit on Subcontractors**

**Bonds and Insurance**

\$	-
\$	-
\$	-

**Subtotal C: \$ -**

**Total = (A + B + C)**

**Total: \$ 336,672.28**

Original Contract value:

Adjustment by Change Order No. | | | |

Adjustment by this Change Order

New Contract Amount

Total:

**\$ 336,672.28**

The Contract Time due to this Change Order will be: ☐ Increased ☐ Decreased ☒ Unchanged by **XX** days

Original Completion Date:

Adjustment by Change Order No. **1**

Adjustment by this Change Order

Current Completion Date

Milestones Affected:

*Add Descriptions of any milestones affected as a result of a change in services, term, and/or price*

Contractor

Date:

MTS Chief Executive Officer

Date:

Follow all applicable procedures and provide all appropriate documentation as required by the Contract Documents.



1255 Imperial Avenue, Suite 1000  
San Diego, CA 92101-7490  
(619) 231-1466 • FAX (619) 234-3407

## Agenda Item No. 23

### MEETING OF THE SAN DIEGO METROPOLITAN TRANSIT SYSTEM BOARD OF DIRECTORS

April 11, 2019

#### SUBJECT:

FISCAL YEAR 2020 OPERATING BUDGET DISCUSSION (MIKE THOMPSON)

#### RECOMMENDATION:

That the San Diego Metropolitan Transit System (MTS) Board of Directors approve the following policy decisions:

- 1) Continue to use 7.0% as the San Diego Transit Corporation (SDTC) Employee Retirement Plan actuarial investment return assumption; and
- 2) Exclude all operating expenses associated with fully subsidized services when calculating the target for the MTS contingency reserve.

#### Budget Impact

None at this time.

#### DISCUSSION:

MTS staff has completed the zero-based budgeting process used to build the operating budget for fiscal year 2020. In MTS's process, every line item budget is approved each year. Department managers complete budget templates in which they propose amounts for each line item, submitted with the appropriate supporting details for each assumption. (In contrast, with a traditional historic budgeting process, managers only justify variances versus prior year budget; the assumption is that the baseline is automatically approved.)

Meetings are held with each department to validate their assumptions, review proposals versus existing spending trends, and review any new initiatives. This collaborative process results in the assumptions that are then presented to and reviewed by senior management at MTS.



In this meeting, staff will review the major revenue and expense assumptions in the current draft of the operating budget, including subsidy revenue, passenger levels, other operating revenue, personnel assumptions, energy rates and other expense assumptions. Overall MTS consolidated revenues and expenses are presented in attachment A.

This latest projection shows overall expense growth of \$12.8 million (4.4%), which includes approximately \$2.7 million in additional service for the first full year of the South Bay Bus Rapid Transit. This is partially offset by revenue growth of \$12.5 million (4.3%), resulting in a deficit of \$296,000.

Staff will also review two policy decisions before the board regarding the SDTC Employee Retirement Plan actuarial investment return assumption and the MTS contingency reserve target.

#### Reserve Policy

Board Policy No. 36, "MTS Reserve Funds" designates a minimum percentage of approximately 12.5 percent of the total combined MTS operating budgeted expenses should be maintained in a contingency reserve. The MTS operating budget includes a number of fully subsidized services, such as the TransNet funded SuperLoop and Bus Rapid Transit (BRT) routes. In these situations, the net operating subsidy, calculated as the operating expenses less attributable fare revenues, is covered by a third party. Since these services are already fully subsidized, staff recommends excluding these operating expenses from the MTS contingency reserve calculation. The Budget Development Committee approved this recommendation at their March 28th meeting.

#### SDTC Employee Retirement Plan Investment Return Assumption

At the January Board meeting, staff presented the SDTC Employee Retirement Plan's (Plan) actuarial valuation as of July 1, 2018. The Board directed staff to review the 7.0% investment return assumption used for the actuarial calculations. Staff will present options to the Board showing the impact of using lower investment return assumptions. Staff recommends keeping this assumption at 7.0%. The Budget Development Committee approved this recommendation at their March 28th meeting.

/s/ Paul C. Jablonski

Paul C. Jablonski  
Chief Executive Officer

Key Staff Contact: Mike Thompson, 619.557.4557, [mike.thompson@sdmts.com](mailto:mike.thompson@sdmts.com)

Attachments: A. FY20 Operating Budget – Consolidated MTS  
B. FY20 Operating Budget – Consolidated Operations  
C. FY20 Operating Budget – Consolidated Administration  
D. FY20 Operating Budget – Consolidated Other Activities  
E. FY20 Operating Budget – Consolidated Revenue Summary

**SAN DIEGO METROPOLITAN TRANSIT SYSTEM  
OPERATING BUDGET SUMMARY  
FISCAL YEAR 2020  
SECTION 2.01**

	ACTUAL FY18	AMENDED BUDGET FY19	PROPOSED BUDGET FY20	\$ CHANGE BUDGET/ AMENDED	% CHANGE BUDGET/ AMENDED
<b>OPERATING REVENUE</b>					
PASSENGER REVENUE	90,235,808	92,087,214	97,087,214	5,000,000	5.4%
OTHER OPERATING REVENUE	19,124,742	19,627,927	18,338,928	(1,288,999)	-6.6%
<b>TOTAL OPERATING REVENUES</b>	<b>109,360,550</b>	<b>111,715,141</b>	<b>115,426,142</b>	<b>3,711,001</b>	<b>3.3%</b>
<b>NON OPERATING REVENUE</b>					
TOTAL SUBSIDY REVENUE	172,674,364	178,802,506	187,817,450	9,014,944	5.0%
OTHER NON OPERATING REVENUE					
RESERVE REVENUE	431,324	1,430,176	1,253,885	(176,291)	-12.3%
OTHER INCOME	-	-	-	-	-
TOTAL OTHER NON OPERATING REVENUE	431,324	1,430,176	1,253,885	(176,291)	-12.3%
<b>TOTAL NON OPERATING REVENUE</b>	<b>173,105,688</b>	<b>180,232,682</b>	<b>189,071,335</b>	<b>8,838,653</b>	<b>4.9%</b>
<b>TOTAL COMBINED REVENUES</b>	<b>282,466,237</b>	<b>291,947,823</b>	<b>304,497,477</b>	<b>12,549,654</b>	<b>4.3%</b>
<b>OPERATING EXPENSES</b>					
LABOR EXPENSES	78,212,938	80,460,934	82,961,225	2,500,291	3.1%
FRINGE EXPENSES	53,215,179	55,140,782	57,732,059	2,591,277	4.7%
<b>TOTAL PERSONNEL EXPENSES</b>	<b>131,428,117</b>	<b>135,601,716</b>	<b>140,693,284</b>	<b>5,091,568</b>	<b>3.8%</b>
SECURITY EXPENSES	6,926,558	7,073,000	7,936,000	863,000	12.2%
REPAIR/MAINTENANCE SERVICES	5,193,242	5,289,380	5,326,694	37,314	0.7%
ENGINE AND TRANSMISSION REBUILD	1,215,821	1,265,101	1,296,000	30,899	2.4%
OTHER OUTSIDE SERVICES	12,192,967	12,645,275	13,164,068	518,793	4.1%
PURCHASED TRANSPORTATION	69,780,284	76,656,453	81,216,221	4,559,768	5.9%
<b>TOTAL OUTSIDE SERVICES</b>	<b>95,308,872</b>	<b>102,929,209</b>	<b>108,938,983</b>	<b>6,009,774</b>	<b>5.8%</b>
LUBRICANTS	539,398	553,750	504,000	(49,750)	-9.0%
TIRES	1,206,586	1,474,514	1,525,000	50,486	3.4%
OTHER MATERIALS AND SUPPLIES	10,355,858	10,768,147	10,829,752	61,605	0.6%
<b>TOTAL MATERIALS AND SUPPLIES</b>	<b>12,101,842</b>	<b>12,796,411</b>	<b>12,858,752</b>	<b>62,341</b>	<b>0.5%</b>
GAS/DIESEL/PROPANE	4,081,890	3,695,163	3,633,501	(61,662)	-1.7%
CNG	8,451,737	9,430,000	9,794,000	364,000	3.9%
TRACTION POWER	10,947,666	12,100,000	12,100,000	-	0.0%
UTILITIES	3,935,466	4,493,877	4,487,397	(6,480)	-0.1%
<b>TOTAL ENERGY</b>	<b>27,416,759</b>	<b>29,719,040</b>	<b>30,014,898</b>	<b>295,858</b>	<b>1.0%</b>
<b>RISK MANAGEMENT</b>	<b>7,192,890</b>	<b>3,722,130</b>	<b>4,772,562</b>	<b>1,050,432</b>	<b>28.2%</b>
<b>GENERAL AND ADMINISTRATIVE</b>	<b>4,343,539</b>	<b>4,502,529</b>	<b>5,255,234</b>	<b>752,705</b>	<b>16.7%</b>
<b>DEBT SERVICE</b>	<b>1,595,222</b>	<b>1,480,937</b>	<b>985,064</b>	<b>(495,873)</b>	<b>-33.5%</b>
<b>VEHICLE / FACILITY LEASE</b>	<b>1,027,656</b>	<b>1,195,850</b>	<b>1,274,900</b>	<b>79,050</b>	<b>6.6%</b>
<b>TOTAL OPERATING EXPENSES</b>	<b>280,414,897</b>	<b>291,947,822</b>	<b>304,793,677</b>	<b>12,845,855</b>	<b>4.4%</b>
<b>NET OPERATING SUBSIDY</b>	<b>(171,054,348)</b>	<b>(180,232,681)</b>	<b>(189,367,535)</b>	<b>9,134,854</b>	<b>5.1%</b>
OVERHEAD ALLOCATION	0	-	0	-	0.0%
<b>ADJUSTED NET OPERATING SUBSIDY</b>	<b>(171,054,348)</b>	<b>(180,232,681)</b>	<b>(189,367,535)</b>	<b>9,134,854</b>	<b>5.1%</b>
<b>TOTAL REVENUES LESS TOTAL EXPENSES</b>	<b>2,051,340</b>	<b>1</b>	<b>(296,200)</b>	<b>296,201</b>	<b>0.0%</b>

**SAN DIEGO METROPOLITAN TRANSIT SYSTEM  
OPERATIONS BUDGET  
FISCAL YEAR 2020  
SECTION 2.02**

	<b>ACTUAL FY18</b>	<b>AMENDED BUDGET FY19</b>	<b>PROPOSED BUDGET FY20</b>	<b>\$ CHANGE BUDGET/ AMENDED</b>	<b>% CHANGE BUDGET/ AMENDED</b>
<b>OPERATING REVENUE</b>					
PASSENGER REVENUE	90,235,808	92,087,214	97,087,214	5,000,000	5.4%
OTHER OPERATING REVENUE	1,224,287	840,000	795,000	(45,000)	-5.4%
<b>TOTAL OPERATING REVENUES</b>	<b>91,460,095</b>	<b>92,927,214</b>	<b>97,882,214</b>	<b>4,955,000</b>	<b>5.3%</b>
<b>NON OPERATING REVENUE</b>					
TOTAL SUBSIDY REVENUE	172,158,381	178,682,506	187,475,351	8,792,845	4.9%
OTHER NON OPERATING REVENUE					
RESERVE REVENUE	-	-	-	-	-
OTHER INCOME	-	-	-	-	-
TOTAL OTHER NON OPERATING REVENUE	-	-	-	-	-
<b>TOTAL NON OPERATING REVENUE</b>	<b>172,158,381</b>	<b>178,682,506</b>	<b>187,475,351</b>	<b>8,792,845</b>	<b>4.9%</b>
<b>TOTAL COMBINED REVENUES</b>	<b>263,618,475</b>	<b>271,609,720</b>	<b>285,357,565</b>	<b>13,747,845</b>	<b>5.1%</b>
<b>OPERATING EXPENSES</b>					
LABOR EXPENSES	63,788,877	65,151,380	66,868,195	1,716,815	2.6%
FRINGE EXPENSES	46,926,042	48,158,240	50,561,988	2,403,748	5.0%
<b>TOTAL PERSONNEL EXPENSES</b>	<b>110,714,919</b>	<b>113,309,620</b>	<b>117,430,183</b>	<b>4,120,563</b>	<b>3.6%</b>
SECURITY EXPENSES	515,432	584,000	986,000	402,000	68.8%
REPAIR/MAINTENANCE SERVICES	5,007,132	5,021,880	5,119,694	97,814	1.9%
ENGINE AND TRANSMISSION REBUILD	1,215,821	1,265,101	1,296,000	30,899	2.4%
OTHER OUTSIDE SERVICES	3,445,827	3,347,582	3,440,111	92,529	2.8%
PURCHASED TRANSPORTATION	69,780,284	76,656,453	81,216,221	4,559,768	5.9%
<b>TOTAL OUTSIDE SERVICES</b>	<b>79,964,496</b>	<b>86,875,016</b>	<b>92,058,026</b>	<b>5,183,010</b>	<b>6.0%</b>
LUBRICANTS	539,398	553,750	504,000	(49,750)	-9.0%
TIRES	1,206,586	1,474,514	1,525,000	50,486	3.4%
OTHER MATERIALS AND SUPPLIES	10,313,642	10,751,428	10,822,352	70,924	0.7%
<b>TOTAL MATERIALS AND SUPPLIES</b>	<b>12,059,626</b>	<b>12,779,692</b>	<b>12,851,352</b>	<b>71,660</b>	<b>0.6%</b>
GAS/DIESEL/PROPANE	3,975,226	3,556,736	3,497,751	(58,985)	-1.7%
CNG	8,451,737	9,430,000	9,794,000	364,000	3.9%
TRACTION POWER	10,947,666	12,100,000	12,100,000	-	0.0%
UTILITIES	3,277,132	3,772,498	3,765,020	(7,478)	-0.2%
<b>TOTAL ENERGY</b>	<b>26,651,761</b>	<b>28,859,234</b>	<b>29,156,771</b>	<b>297,537</b>	<b>1.0%</b>
<b>RISK MANAGEMENT</b>	<b>6,750,416</b>	<b>3,223,257</b>	<b>4,112,418</b>	<b>889,161</b>	<b>27.6%</b>
<b>GENERAL AND ADMINISTRATIVE</b>	<b>890,086</b>	<b>703,600</b>	<b>746,274</b>	<b>42,674</b>	<b>6.1%</b>
<b>DEBT SERVICE</b>	<b>851,685</b>	<b>736,882</b>	<b>612,915</b>	<b>(123,967)</b>	<b>-16.8%</b>
<b>VEHICLE / FACILITY LEASE</b>	<b>863,956</b>	<b>1,002,650</b>	<b>1,069,900</b>	<b>67,250</b>	<b>6.7%</b>
<b>TOTAL OPERATING EXPENSES</b>	<b>238,746,945</b>	<b>247,489,951</b>	<b>258,037,839</b>	<b>10,547,888</b>	<b>4.3%</b>
<b>NET OPERATING SUBSIDY</b>	<b>(147,286,851)</b>	<b>(154,562,737)</b>	<b>(160,155,625)</b>	<b>5,592,888</b>	<b>3.6%</b>
OVERHEAD ALLOCATION	(24,871,535)	(24,119,768)	(27,615,925)	(3,496,157)	14.5%
<b>ADJUSTED NET OPERATING SUBSIDY</b>	<b>(172,158,386)</b>	<b>(178,682,505)</b>	<b>(187,771,550)</b>	<b>9,089,045</b>	<b>5.1%</b>
<b>TOTAL REVENUES LESS TOTAL EXPENSES</b>	<b>(5)</b>	<b>1</b>	<b>(296,200)</b>	<b>296,201</b>	<b>-29620077.1%</b>

**SAN DIEGO METROPOLITAN TRANSIT SYSTEM  
ADMINISTRATIVE BUDGET  
FISCAL YEAR 2020  
SECTION 2.03**

	ACTUAL FY18	AMENDED BUDGET FY19	PROPOSED BUDGET FY20	\$ CHANGE BUDGET/ AMENDED	% CHANGE BUDGET/ AMENDED
<b>OPERATING REVENUE</b>					
PASSENGER REVENUE	-	-	-	-	-
OTHER OPERATING REVENUE	16,800,127	17,694,727	16,454,928	(1,239,799)	-7.0%
<b>TOTAL OPERATING REVENUES</b>	<b>16,800,127</b>	<b>17,694,727</b>	<b>16,454,928</b>	<b>(1,239,799)</b>	<b>-7.0%</b>
<b>NON OPERATING REVENUE</b>					
TOTAL SUBSIDY REVENUE	515,983	120,000	342,100	222,100	185.1%
OTHER NON OPERATING REVENUE					
RESERVE REVENUE	-	1,100,000	800,000	(300,000)	-27.3%
OTHER INCOME	-	-	-	-	-
TOTAL OTHER NON OPERATING REVENUE	-	1,100,000	800,000	(300,000)	-27.3%
<b>TOTAL NON OPERATING REVENUE</b>	<b>515,983</b>	<b>1,220,000</b>	<b>1,142,100</b>	<b>(77,900)</b>	<b>-6.4%</b>
<b>TOTAL COMBINED REVENUES</b>	<b>17,316,110</b>	<b>18,914,727</b>	<b>17,597,028</b>	<b>(1,317,699)</b>	<b>-7.0%</b>
<b>OPERATING EXPENSES</b>					
LABOR EXPENSES	13,817,418	14,751,554	15,498,541	746,987	5.1%
FRINGE EXPENSES	5,953,899	6,715,942	6,906,911	190,969	2.8%
<b>TOTAL PERSONNEL EXPENSES</b>	<b>19,771,316</b>	<b>21,467,496</b>	<b>22,405,452</b>	<b>937,956</b>	<b>4.4%</b>
SECURITY EXPENSES	6,411,126	6,489,000	6,950,000	461,000	7.1%
REPAIR/MAINTENANCE SERVICES	180,519	263,000	200,000	(63,000)	-24.0%
ENGINE AND TRANSMISSION REBUILD	-	-	-	-	-
OTHER OUTSIDE SERVICES	8,514,885	9,066,443	9,439,707	373,264	4.1%
PURCHASED TRANSPORTATION	-	-	-	-	-
<b>TOTAL OUTSIDE SERVICES</b>	<b>15,106,530</b>	<b>15,818,443</b>	<b>16,589,707</b>	<b>771,264</b>	<b>4.9%</b>
LUBRICANTS	-	-	-	-	-
TIRES	-	-	-	-	-
OTHER MATERIALS AND SUPPLIES	41,176	15,619	5,400	(10,219)	-65.4%
<b>TOTAL MATERIALS AND SUPPLIES</b>	<b>41,176</b>	<b>15,619</b>	<b>5,400</b>	<b>(10,219)</b>	<b>-65.4%</b>
GAS/DIESEL/PROPANE	102,226	132,397	129,750	(2,647)	-2.0%
CNG	-	-	-	-	-
TRACTION POWER	-	-	-	-	-
UTILITIES	645,714	706,379	709,877	3,498	0.5%
<b>TOTAL ENERGY</b>	<b>747,940</b>	<b>838,776</b>	<b>839,627</b>	<b>851</b>	<b>0.1%</b>
<b>RISK MANAGEMENT</b>	<b>368,009</b>	<b>373,573</b>	<b>533,844</b>	<b>160,271</b>	<b>42.9%</b>
<b>GENERAL AND ADMINISTRATIVE</b>	<b>3,302,709</b>	<b>3,662,809</b>	<b>4,364,040</b>	<b>701,231</b>	<b>19.1%</b>
<b>DEBT SERVICE</b>	<b>743,537</b>	<b>744,055</b>	<b>372,149</b>	<b>(371,906)</b>	<b>-50.0%</b>
<b>VEHICLE / FACILITY LEASE</b>	<b>140,565</b>	<b>170,000</b>	<b>180,000</b>	<b>10,000</b>	<b>5.9%</b>
<b>TOTAL OPERATING EXPENSES</b>	<b>40,221,782</b>	<b>43,090,771</b>	<b>45,290,219</b>	<b>2,199,448</b>	<b>5.1%</b>
<b>NET OPERATING SUBSIDY</b>	<b>(23,421,655)</b>	<b>(25,396,044)</b>	<b>(28,835,291)</b>	<b>3,439,247</b>	<b>13.5%</b>
<b>OVERHEAD ALLOCATION</b>	<b>24,957,018</b>	<b>24,176,044</b>	<b>27,693,191</b>	<b>3,517,147</b>	<b>14.5%</b>
<b>ADJUSTED NET OPERATING SUBSIDY</b>	<b>1,535,363</b>	<b>(1,220,000)</b>	<b>(1,142,100)</b>	<b>(77,900)</b>	<b>-6.4%</b>
<b>TOTAL REVENUES LESS TOTAL EXPENSES</b>	<b>2,051,346</b>	<b>-</b>	<b>-</b>	<b>-</b>	<b>-</b>

**SAN DIEGO METROPOLITAN TRANSIT SYSTEM  
OTHER ACTIVITIES BUDGET  
FISCAL YEAR 2020  
SECTION 2.04**

	<b>ACTUAL FY18</b>	<b>AMENDED BUDGET FY19</b>	<b>PROPOSED BUDGET FY20</b>	<b>\$ CHANGE BUDGET/ AMENDED</b>	<b>% CHANGE BUDGET/ AMENDED</b>
<b>OPERATING REVENUE</b>					
PASSENGER REVENUE	-	-	-	-	-
OTHER OPERATING REVENUE	1,100,328	1,093,200	1,089,000	(4,200)	-0.4%
<b>TOTAL OPERATING REVENUES</b>	<b>1,100,328</b>	<b>1,093,200</b>	<b>1,089,000</b>	<b>(4,200)</b>	<b>-0.4%</b>
<b>NON OPERATING REVENUE</b>					
TOTAL SUBSIDY REVENUE	-	-	-	-	-
OTHER NON OPERATING REVENUE					
RESERVE REVENUE	431,324	330,176	453,885	123,709	37.5%
OTHER INCOME	-	-	-	-	-
TOTAL OTHER NON OPERATING REVENUE	431,324	330,176	453,885	123,709	37.5%
<b>TOTAL NON OPERATING REVENUE</b>	<b>431,324</b>	<b>330,176</b>	<b>453,885</b>	<b>123,709</b>	<b>37.5%</b>
<b>TOTAL COMBINED REVENUES</b>	<b>1,531,652</b>	<b>1,423,376</b>	<b>1,542,885</b>	<b>119,509</b>	<b>8.4%</b>
<b>OPERATING EXPENSES</b>					
LABOR EXPENSES	606,643	558,000	594,489	36,489	6.5%
FRINGE EXPENSES	335,238	266,600	263,160	(3,440)	-1.3%
<b>TOTAL PERSONNEL EXPENSES</b>	<b>941,881</b>	<b>824,600</b>	<b>857,649</b>	<b>33,049</b>	<b>4.0%</b>
SECURITY EXPENSES	-	-	-	-	-
REPAIR/MAINTENANCE SERVICES	5,591	4,500	7,000	2,500	55.6%
ENGINE AND TRANSMISSION REBUILD	-	-	-	-	-
OTHER OUTSIDE SERVICES	232,255	231,250	284,250	53,000	22.9%
PURCHASED TRANSPORTATION	-	-	-	-	-
<b>TOTAL OUTSIDE SERVICES</b>	<b>237,846</b>	<b>235,750</b>	<b>291,250</b>	<b>55,500</b>	<b>23.5%</b>
LUBRICANTS	-	-	-	-	-
TIRES	-	-	-	-	-
OTHER MATERIALS AND SUPPLIES	1,040	1,100	2,000	900	81.8%
<b>TOTAL MATERIALS AND SUPPLIES</b>	<b>1,040</b>	<b>1,100</b>	<b>2,000</b>	<b>900</b>	<b>81.8%</b>
GAS/DIESEL/PROPANE	4,439	6,030	6,000	(30)	-0.5%
CNG	-	-	-	-	-
TRACTION POWER	-	-	-	-	-
UTILITIES	12,620	15,000	12,500	(2,500)	-16.7%
<b>TOTAL ENERGY</b>	<b>17,058</b>	<b>21,030</b>	<b>18,500</b>	<b>(2,530)</b>	<b>-12.0%</b>
<b>RISK MANAGEMENT</b>	<b>74,465</b>	<b>125,300</b>	<b>126,300</b>	<b>1,000</b>	<b>0.8%</b>
<b>GENERAL AND ADMINISTRATIVE</b>	<b>150,744</b>	<b>136,120</b>	<b>144,920</b>	<b>8,800</b>	<b>6.5%</b>
<b>DEBT SERVICE</b>	<b>-</b>	<b>-</b>	<b>-</b>	<b>-</b>	<b>-</b>
<b>VEHICLE / FACILITY LEASE</b>	<b>23,135</b>	<b>23,200</b>	<b>25,000</b>	<b>1,800</b>	<b>7.8%</b>
<b>TOTAL OPERATING EXPENSES</b>	<b>1,446,170</b>	<b>1,367,100</b>	<b>1,465,619</b>	<b>98,519</b>	<b>7.2%</b>
<b>NET OPERATING SUBSIDY</b>	<b>(345,842)</b>	<b>(273,900)</b>	<b>(376,619)</b>	<b>102,719</b>	<b>37.5%</b>
OVERHEAD ALLOCATION	(85,483)	(56,276)	(77,266)		37.3%
<b>ADJUSTED NET OPERATING SUBSIDY</b>	<b>(431,325)</b>	<b>(330,176)</b>	<b>(453,885)</b>	<b>123,709</b>	<b>37.5%</b>
<b>TOTAL REVENUES LESS TOTAL EXPENSES</b>	<b>(1)</b>	<b>-</b>	<b>0</b>	<b>(0)</b>	<b>0.0%</b>

**SAN DIEGO METROPOLITAN TRANSIT SYSTEM  
REVENUE BUDGET SUMMARY  
FISCAL YEAR 2020  
SECTION 3.02**

	<b>ACTUAL FY18</b>	<b>AMENDED BUDGET FY19</b>	<b>PROPOSED BUDGET FY20</b>	<b>\$ CHANGE AMENDED/ ORIGINAL</b>	<b>% CHANGE AMENDED/ ORIGINAL</b>
<b>OPERATING REVENUE</b>					
PASSENGER REVENUE	90,235,808	92,087,214	97,087,214	5,000,000	5.4%
OTHER INCOME	19,124,742	19,627,927	18,338,928	(1,288,999)	-6.6%
TOTAL OPERATING REVENUE	109,360,550	111,715,141	115,426,142	3,711,001	3.3%
<b>NON OPERATING REVENUE</b>					
<b>SUBSIDY REVENUE</b>					
FEDERAL REVENUE	59,136,326	61,182,833	63,182,833	2,000,000	3.3%
TRANSPORTATION DEVELOPMENT ACT (TDA)	64,096,043	63,040,809	63,505,008	464,199	0.7%
STATE TRANSIT ASSISTANCE (STA)	6,463,830	8,756,340	11,300,000	2,543,660	29.0%
STATE REVENUE - OTHER	1,390,500	0	0	0	-
TRANSNET	40,059,149	44,266,706	47,633,793	3,367,087	7.6%
OTHER LOCAL SUBSIDIES	1,392,305	1,555,817	2,195,817	640,000	41.1%
TOTAL SUBSIDY REVENUE	172,538,153	178,802,505	187,817,450	9,014,945	5.0%
<b>OTHER REVENUE</b>					
OTHER FUNDS	-	-	-	0	-
RESERVES REVENUE	431,324	1,430,176	1,257,019	(173,157)	-12.1%
TOTAL OTHER REVENUE	431,324	1,430,176	1,257,019	(173,157)	-12.1%
TOTAL NON OPERATING REVENUE	172,969,477	180,232,681	189,074,469	8,841,788	4.9%
<b>GRAND TOTAL REVENUES</b>	<b>282,330,027</b>	<b>291,947,822</b>	<b>304,500,611</b>	<b>12,552,789</b>	<b>4.3%</b>





1255 Imperial Avenue, Suite 1000  
San Diego, CA 92101-7490  
(619) 231-1466 • FAX (619) 234-3407

## Agenda Item No. 45

### MEETING OF THE SAN DIEGO METROPOLITAN TRANSIT SYSTEM BOARD OF DIRECTORS

April 11, 2019

#### SUBJECT:

ANNUAL SECURITY REPORT (JANUARY 1, 2018 THROUGH DECEMBER 31, 2018)  
(MANNY GUADERRAMA)

#### INFORMATIONAL ONLY

##### Budget Impact

None with this action.

#### DISCUSSION:

This annual security report covers the period from January 1, 2018 through December 31, 2018. Topics to be discussed will be the crime statistics for the calendar year and information regarding security and enforcement. The results of a safety and security survey will also be discussed.

Transit Enforcement staff utilized the Automated Regional Justice Information System (ARJIS) database to obtain/identify Part I crimes that were possibly transit related. All law enforcement agencies in the San Diego region report their crime information to ARJIS and this is the most reliable data. Crime statistics where MTS staff was notified/involved are tracked and maintained in the MTS database (eForce). Once a crime was identified as possibly transit related, crime reports were obtained/reviewed to determine if there was a nexus to MTS.

/s/ Paul C. Jablonski

Paul C. Jablonski  
Chief Executive Officer

Key Staff Contact: Sharon Cooney, 619.557.4513, [Sharon.Cooney@sdmts.com](mailto:Sharon.Cooney@sdmts.com)





1255 Imperial Avenue, Suite 1000  
San Diego, CA 92101-7490  
(619) 231-1466 • FAX (619) 234-3407

## Agenda Item No. 46

### MEETING OF THE SAN DIEGO METROPOLITAN TRANSIT SYSTEM BOARD OF DIRECTORS

April 11, 2019

#### SUBJECT:

FISCAL YEAR 2019 SECOND QUARTER PERFORMANCE MONITORING REPORT  
(DENIS DESMOND)

#### INFORMATIONAL ONLY

##### Budget Impact

None.

#### DISCUSSION:

MTS Board Policy No. 42, "Transit Service Evaluation and Adjustment", establishes a process for evaluating existing transit services to achieve the objective of developing a customer-focused, competitive, integrated, and sustainable system. Additionally, federal Title VI guidance requires that certain performance measures be evaluated and reported to the Board periodically. Staff will present a summary of system performance through the second quarter of fiscal year 2019, including the metrics outlined in Policy 42 and Title VI-required standards. A review of the implementation of the Transit Optimization Plan will also be included.

/s/ Paul C. Jablonski  
Paul C. Jablonski  
Chief Executive Officer

Key Staff Contact: Sharon Cooney, 619.557.4513, [sharon.cooney@sdmts.com](mailto:sharon.cooney@sdmts.com)

Attachment: A. Performance Monitoring Report



**San Diego Metropolitan Transit System**  
**POLICY 42 PERFORMANCE MONITORING REPORT**  
**FY 2019: JULY 2018 - DECEMBER 2018**  
Page 1 of 4

Att. A, AI 46, 4/11/19  
Date: 03/15/19 rev

**OBJECTIVE | Develop a Customer-Focused and Competitive System**

The following measures of productivity and service quality are used to ensure that services are focused on providing competitive and attractive transportation that meets our customers' needs.

**Total Passengers**

Route Categories	FY 2017	FY 2018	FY 2019	# Change FY17 - FY18	# Change FY18 - FY19	% Change FY17 - FY18	% Change FY18 - FY19
Urban Frequent	16,297,044	15,489,429	15,494,842	(807,615)	5,413	-5.0%	0.0%
Urban Standard	4,179,405	4,016,456	3,792,986	(162,949)	(223,470)	-3.9%	-5.6%
Rapid	3,058,127	2,892,498	2,954,767	(165,629)	62,269	-5.4%	2.2%
Express	1,087,248	1,031,193	1,007,362	(56,055)	(23,831)	-5.2%	-2.3%
Circulator	497,757	456,527	440,163	(41,230)	(16,364)	-8.3%	-3.6%
Premium/Rapid Express	140,397	142,595	138,940	2,198	(3,655)	1.6%	-2.6%
Rural	36,957	42,388	42,823	5,431	435	14.7%	1.0%
<b>Fixed-Bus Subtotal</b>	<b>25,296,935</b>	<b>24,071,086</b>	<b>23,871,883</b>	<b>(1,225,849)</b>	<b>(199,203)</b>	<b>-4.8%</b>	<b>-0.8%</b>
Light Rail (Blue, Orange, Green)	19,312,077	18,913,254	19,055,766	(398,823)	142,512	-2.1%	0.8%
Light Rail (Silver)	16,322	8,633	10,794	(7,689)	2,161	-47.1%	25.0%
<b>Light Rail Subtotal</b>	<b>19,328,399</b>	<b>18,921,887</b>	<b>19,066,560</b>	<b>(406,512)</b>	<b>144,673</b>	<b>-2.1%</b>	<b>0.8%</b>
<b>ALL Fixed Route</b>	<b>44,625,334</b>	<b>42,992,973</b>	<b>42,938,443</b>	<b>(1,632,361)</b>	<b>(54,530)</b>	<b>-3.7%</b>	<b>-0.1%</b>
Demand-Resp. (MTS Access)	267,949	256,045	250,524	(11,904)	(5,521)	-4.4%	-2.2%
<b>System Total Passengers</b>	<b>44,893,283</b>	<b>43,249,018</b>	<b>43,188,967</b>	<b>(1,644,265)</b>	<b>(60,051)</b>	<b>-3.7%</b>	<b>-0.1%</b>

**NOTES:** After three years of ridership declines since an FY 2015 peak, overall passenger levels for FY 2019 have leveled off. Trolley services and bus routes that received added resources in the Transit Optimization Plan are seeing positive year-over-year results. We are cautiously optimistic that FY 2019 could be the first year of an overall increase in ridership since FY 2015.

**Average Weekday Passengers**

Route Categories	FY 2017	FY 2018	FY 2019	# Change FY17 - FY18	# Change FY18 - FY19	% Change FY17 - FY18	% Change FY18 - FY19
Urban Frequent	106,370	101,313	100,606	(5,056)	(707)	-4.8%	-0.7%
Urban Standard	28,725	27,697	25,851	(1,028)	(1,846)	-3.6%	-6.7%
Rapid	20,229	18,976	19,425	(1,253)	449	-6.2%	2.4%
Express	7,809	7,479	7,224	(330)	(255)	-4.2%	-3.4%
Circulator	3,501	3,183	3,064	(318)	(120)	-9.1%	-3.8%
Premium/Rapid Express	1,104	1,128	1,092	24	(36)	2.1%	-3.2%
Rural	290	336	337	46	1	15.7%	0.3%
<b>Fixed-Bus Subtotal</b>	<b>168,029</b>	<b>160,113</b>	<b>157,599</b>	<b>(7,916)</b>	<b>(2,513)</b>	<b>-4.7%</b>	<b>-1.6%</b>
Light Rail (Blue, Orange, Green)	116,924	114,662	116,307	(2,262)	1,645	-1.9%	1.4%
Light Rail (Silver)	218	98	85	(121)	(13)	-55.2%	-13.1%
<b>Light Rail Subtotal</b>	<b>117,142</b>	<b>114,759</b>	<b>116,392</b>	<b>(2,383)</b>	<b>1,632</b>	<b>-2.0%</b>	<b>1.4%</b>
<b>ALL Fixed Route</b>	<b>285,171</b>	<b>274,872</b>	<b>273,991</b>	<b>(10,299)</b>	<b>(881)</b>	<b>-3.6%</b>	<b>-0.3%</b>
Demand-Resp. (MTS Access)	1,916	1,842	1,774	(73)	(68)	-3.8%	-3.7%
<b>System Avg. Weekday Pass.</b>	<b>287,087</b>	<b>276,715</b>	<b>275,765</b>	<b>(10,372)</b>	<b>(949)</b>	<b>-3.6%</b>	<b>-0.3%</b>

**NOTES:** Similar to the overall passenger figures, average weekday ridership gains on Trolley services mostly offset small losses on the bus side, resulting in a flat change since the same period last year.

**San Diego Metropolitan Transit System**  
**POLICY 42 PERFORMANCE MONITORING REPORT**  
**FY 2019: JULY 2018 - DECEMBER 2018**  
**Page 2 of 4**

**Passengers per Revenue Hour**

The 'passengers per revenue hour' metric shows how any added or removed **revenue hours** (in-service hours plus layover hours) relate to ridership increases or decreases. Increasing riders per revenue hour would indicate that the system is more efficient, for example, carrying more passengers with the same number of buses.

Route Categories	FY 2017	FY 2018	FY 2019	% Change FY17 - FY18	% Change FY18 - FY19
Urban Frequent	29.7	28.6	27.1	-3.8%	-5.0%
Urban Standard	21.6	21.1	19.2	-2.5%	-8.9%
Rapid	32.7	31.2	31.4	-4.7%	0.7%
Express	25.4	24.3	25.4	-4.2%	4.3%
Circulator	13.7	15.0	13.7	9.1%	-8.2%
Premium/Rapid Express	24.6	24.7	23.6	0.5%	-4.4%
Rural	13.7	16.2	15.6	18.7%	-3.7%
<b>Fixed-Bus Subtotal</b>	<b>27.4</b>	<b>26.5</b>	<b>25.3</b>	<b>-3.2%</b>	<b>-4.6%</b>
Light Rail (Blue, Orange, Green)	221.2	218.2	219.1	-1.4%	0.4%
Light Rail (Silver)	51.2	25.1	21.9	-51.1%	-12.6%
<b>Light Rail Subtotal</b>	<b>220.6</b>	<b>217.4</b>	<b>218.0</b>	<b>-1.4%</b>	<b>0.3%</b>
<b>ALL Fixed Route</b>	<b>44.2</b>	<b>43.2</b>	<b>41.7</b>	<b>-2.0%</b>	<b>-3.7%</b>
Demand-Resp. (MTS Access)	2.0	2.0	2.1	1.3%	4.8%
<b>System Riders Per Rev. Hour</b>	<b>39.2</b>	<b>38.6</b>	<b>37.6</b>	<b>-1.6%</b>	<b>-2.6%</b>

**NOTES:** While passenger levels were fairly flat year-over-year and Trolley productivity increased slightly, service added during the Transit Optimization Plan (TOP) reduced the passengers per revenue hour on the bus side and reduced the system productivity by 2.6%. Staff expects this figure to improve as new capacity added during the TOP is absorbed by latent and new demand.

**Weekday Passengers per In-Service Hour**

The 'passengers per in-service hour' measure is related to the above 'passengers per revenue hour,' but shows how many passengers are carried while the vehicle is in-service picking up passengers, excluding layover time. Analyzing this figure helps MTS to understand how effective it is at providing the right level of service (instead of how efficiently MTS is grouping trips and breaks together for a vehicle to operate [revenue hours]).

Route Categories	FY 2017	FY 2018	FY 2019	% Change FY17 - FY18	% Change FY18 - FY19
Urban Frequent	37.4	35.8	34.1	-4.3%	-4.8%
Urban Standard	29.9	28.8	26.5	-3.6%	-8.0%
Rapid	45.6	42.5	41.2	-6.8%	-3.1%
Express	32.9	31.0	33.3	-5.7%	7.5%
Circulator	18.8	18.9	17.8	0.2%	-5.8%
Premium/Rapid Express	26.7	27.1	26.2	1.7%	-3.4%
Rural	13.6	16.2	15.6	18.8%	-3.6%
<b>Fixed-Bus Subtotal</b>	<b>35.5</b>	<b>34.0</b>	<b>32.5</b>	<b>-4.2%</b>	<b>-4.4%</b>
Light Rail (Blue, Orange, Green)	262.6	260.0	264.0	-1.0%	1.5%
Light Rail (Silver)	89.0	41.4	23.8	-53.5%	-42.6%
<b>Light Rail Subtotal</b>	<b>262.2</b>	<b>259.6</b>	<b>263.6</b>	<b>-1.0%</b>	<b>1.5%</b>
<b>ALL Fixed Route</b>	<b>55.1</b>	<b>53.4</b>	<b>51.8</b>	<b>-3.0%</b>	<b>-3.0%</b>
Demand-Resp. (MTS Access)	2.0	2.1	2.1	N/A	N/A
<b>System Riders/In-Svc. Hour</b>	<b>46.9</b>	<b>45.8</b>	<b>45.0</b>	<b>-2.4%</b>	<b>-1.6%</b>

**NOTES:** The Weekday Passengers per In-Service Hour metric followed the same trends as Passengers per Revenue Hour.

**San Diego Metropolitan Transit System**  
**POLICY 42 PERFORMANCE MONITORING REPORT**  
**FY 2019: JULY 2018 - DECEMBER 2018**  
**Page 3 of 4**

Att. A, AI 46, 4/11/19  
Date: 03/15/19 rev

**On-Time Performance**

On-time performance (OTP) is measured at each bus timepoint for every trip; buses departing timepoints within 0-5 minutes of the scheduled time are considered to be "on-time." Trolley trips arriving at their end terminal within 0-5 minutes of the scheduled time are considered to be "on-time." OTP is measured by service change period in order to show the results of scheduling changes. MTS' goal for on-time performance is 85% for Urban Frequent and Rapid bus routes, and 90% for Trolley and all other bus route categories. Each route is continually evaluated to determine if performance below the target is a result of issues that MTS controls, such as driver performance or scheduling, or situations outside MTS' direct control, such as construction, traffic congestion, and passenger issues. **Performance of fixed bus routes is heavily impacted by construction, stop signs and stop lights, and traffic when they travel through high density corridors.**

Route Categories	Service Change Period					GOAL
	June 2017	Sept. 2017	Jan. 2018	June 2018	Sept. 2018	
Urban Frequent	81.9%	81.6%	83.0%	84.1%	82.5%	85.0%
Urban Standard	85.9%	84.3%	86.0%	85.4%	84.8%	90.0%
Rapid	85.9%	84.7%	84.6%	84.9%	83.3%	85.0%
Express	83.9%	82.1%	81.6%	81.2%	78.2%	90.0%
Circulator	79.5%	90.3%	83.4%	84.7%	87.5%	90.0%
Premium/Rapid Express	80.9%	85.4%	87.3%	87.9%	83.9%	90.0%
Rural	N/A	N/A	N/A	N/A	N/A	
Demand-Resp. (MTS Access)	N/A	N/A	N/A	N/A	N/A	
Light Rail (Blue, Orange, Green)	93.0%	94.1%	95.7%	94.5%	95.3%	90.0%
Light Rail (Silver)	93.0%	94.2%	95.3%	98.3%	98.6%	90.0%
<b>System On-Time Performance</b>	<b>83.5%</b>	<b>82.9%</b>	<b>84.1%</b>	<b>84.7%</b>	<b>83.4%</b>	

**NOTES:** Overall, on-time performance improved slightly from June 2017 to June 2018, and from September 2017 to September 2018. However, all bus modes continue to be challenged to meet their goals, with increased traffic, and a number of significant road and pipeline construction projects causing detours and delays.

**OBJECTIVE | Develop a Sustainable System**

The following measures are used to ensure that transit resources are deployed efficiently and do not exceed budgetary constraints. These resources may be increased over the budgeted amounts in order to respond to heavy passenger loads, special events, or unplanned detours due to construction or route changes. They may be lower than budgeted if underperforming services are reduced, or if not all of the planned capacity is required to meet the ridership demand.

**Scheduled In-Service Hours (Weekly Total)**

Operator	Sept 2017	Sept 2018	# Diff	% Diff
MTS Directly-Operated Bus	12,872	12,839	(33)	-0.3%
MTS Contracted Fixed-Route Bus	15,060	15,833	773	5.1%
MTS Rail	3,028	3,036	7	0.2%
<b>System</b>	<b>30,961</b>	<b>31,708</b>	<b>747</b>	<b>2.4%</b>

**NOTES:** The first six months of FY 2019 saw an increase in hours on the contracted bus side due to Transit Optimization Plan changes. Scheduled in-service hours on the directly-operated bus and rail services were largely flat year-over-year.

**Scheduled In-Service Miles (Weekly Total)**

Operator	Sept 2017	Sept 2018	# Diff	% Diff
MTS Directly-Operated Bus	187,843	188,955	1,111	0.6%
MTS Contracted Fixed-Route Bus	204,892	213,902	9,010	4.4%
MTS Rail	59,304	60,085	782	1.3%
<b>System</b>	<b>452,039</b>	<b>462,942</b>	<b>10,903</b>	<b>2.4%</b>

**NOTES:** The first six months of FY 2019 saw an increase in miles on the contracted bus side due to Transit Optimization Plan changes. Scheduled in-service hours on the directly-operated bus and rail services were largely flat year-over-year.

**San Diego Metropolitan Transit System**  
**POLICY 42 PERFORMANCE MONITORING REPORT**  
**FY 2019: JULY 2018 - DECEMBER 2018**  
**Page 4 of 4**

**Scheduled Weekday Peak-Vehicle Requirement**

This measure shows the maximum number of vehicles that are on the road at any one time (a weekday peak period) in order to provide the levels of service that have been scheduled.

Operator	Sept 2017	Sept 2018	% Change FY17-FY18
MTS Directly-Operated Bus	232	221	(11)
MTS Contracted Fixed-Route Bus	281	297	16
MTS Rail	97	97	-

NOTES: Trolley's peak car requirement remained consistent. Changes made for the Transit Optimization Plan and the new South Bay Rapid 225 increased contracted bus services. Also, the TOP reduced underperforming peak services and reallocated hours to midday on higher productivity routes, resulting in a decrease in the **peak** bus requirement while the overall hours remained fairly flat.

**Scheduled In-Service Speed (MPH) (Weekday)**

Operator	Sept 2017	Sept 2018	% Change FY17-FY18
MTS Directly-Operated Bus	14.6	14.7	0.7%
MTS Contracted Fixed-Route Bus	13.6	13.5	-1.3%
MTS Rail	18.1	18.2	0.6%

NOTES: In-service speeds have remained relatively flat year-over-year.

**Scheduled In-Service Miles/Total Miles (Weekday)**

The 'in-service miles per total miles' ratio is only calculated for MTS in-house operations, as contractors are responsible for bus and driver assignments (runcutting) for MTS Contract Services.

Operator	Sept 2017	Sept 2018	% Change FY17-FY18
MTS Directly-Operated Bus	84.3%	87.1%	3.3%
MTS Contracted Fixed-Route Bus	N/A	N/A	N/A
MTS Rail	99.3%	99.2%	-0.1%

NOTES: MTS Bus improved 3.3%, indicating a more efficient use of buses.

**Scheduled In-Service Hours/Total Hours (Weekday)**

As with the mileage statistic, 'in-service hours' per total hours are only calculated for MTS in-house operations.

Operator	Sept 2017	Sept 2018	% Change FY17-FY18
MTS Directly-Operated Bus	75.4%	76.1%	0.9%
MTS Contracted Fixed-Route Bus	N/A	N/A	N/A
MTS Rail (Layover Included)	99.1%	98.9%	-0.2%

NOTES: Efficiency of scheduling has kept the ratio generally consistent over time.

FY 2019 (JULY-DECEMBER) ANNUAL ROUTE STATISTICS									
Route	Cat	Jurisdiction	Semi-Annual Passengers	Avg. Weekday Passengers	Passengers/ Revenue Hour	Cost Per Passenger	Average Fare	Subsidy per Passenger	Farebox Recovery
Blue	LRT	SD,NC,CV	9,236,825	57,376	307.5	\$ 1.54	\$ 1.11	\$ 0.43	72.0%
Orange	LRT	SD,LG,LM,EC	4,277,848	26,465	172.4	\$ 2.75	\$ 1.11	\$ 1.64	40.4%
Green	LRT	SD,LM,EC,ST	5,541,093	32,466	172.5	\$ 2.75	\$ 1.11	\$ 1.64	40.4%
Silver	LRT	SD	10,794	85	21.9	\$ 21.64	\$ 1.06	\$ 20.58	4.9%
1	Freq	SD,LM	557,299	3,642	22.4	\$ 2.55	\$ 1.01	\$ 1.54	39.7%
2	Freq	SD	427,093	2,761	24.3	\$ 4.89	\$ 0.97	\$ 3.92	19.8%
3	Freq	SD	801,834	5,326	30.5	\$ 1.65	\$ 1.04	\$ 0.61	63.0%
4	Std	SD	341,246	2,169	29.0	\$ 4.09	\$ 0.95	\$ 3.14	23.2%
5	Freq	SD	375,817	2,556	29.8	\$ 1.69	\$ 1.01	\$ 0.67	60.1%
6	Freq	SD	187,677	1,158	20.4	\$ 5.80	\$ 0.97	\$ 4.84	16.6%
7	Freq	SD	1,095,497	6,647	28.6	\$ 4.14	\$ 0.95	\$ 3.20	22.8%
8	Freq	SD	243,755	1,281	24.1	\$ 4.93	\$ 0.93	\$ 4.00	18.9%
9	Freq	SD	193,175	1,092	22.2	\$ 5.35	\$ 0.93	\$ 4.43	17.3%
10	Freq	SD	601,053	3,906	30.1	\$ 3.94	\$ 0.97	\$ 2.97	24.6%
11	Freq	SD	359,405	2,367	19.0	\$ 6.24	\$ 0.99	\$ 5.25	15.9%
12	Freq	SD	569,227	3,735	26.3	\$ 4.52	\$ 0.95	\$ 3.57	20.9%
13	Freq	SD,NC	910,593	5,936	30.4	\$ 3.90	\$ 0.93	\$ 2.97	23.8%
14	Circ	SD,LM	25,479	199	7.9	\$ 6.48	\$ 1.12	\$ 5.36	17.3%
18	Circ	SD	12,976	107	9.9	\$ 5.20	\$ 0.98	\$ 4.21	18.9%
20	Exp	SD	272,726	1,834	15.7	\$ 7.57	\$ 0.95	\$ 6.62	12.5%
25	Circ	SD	28,982	228	9.3	\$ 5.53	\$ 1.01	\$ 4.52	18.3%
27	Std	SD	105,905	771	13.8	\$ 4.07	\$ 1.06	\$ 3.01	26.0%
28	Std	SD	177,919	1,145	27.2	\$ 1.62	\$ 1.00	\$ 0.63	61.4%
30	Freq	SD	779,545	5,066	22.2	\$ 5.35	\$ 0.96	\$ 4.38	18.0%
31	Std	SD	57,649	450	23.3	\$ 5.08	\$ 0.95	\$ 4.13	18.8%
35	Std	SD	293,504	1,822	25.8	\$ 1.53	\$ 0.97	\$ 0.56	63.7%
41	Freq	SD	534,512	3,582	30.1	\$ 3.94	\$ 0.99	\$ 2.95	25.2%
44	Freq	SD	524,670	3,444	28.2	\$ 4.21	\$ 0.95	\$ 3.26	22.7%
50	Exp	SD	75,042	589	19.7	\$ 6.02	\$ 0.97	\$ 5.05	16.0%
60	Exp	SD	41,622	327	25.5	\$ 4.65	\$ 0.95	\$ 3.70	20.5%
83	Circ	SD	13,724	110	8.5	\$ 6.02	\$ 1.33	\$ 4.69	22.1%
84	Circ	SD	13,122	101	8.7	\$ 5.87	\$ 0.92	\$ 4.95	15.7%
88	Circ	SD	38,967	281	16.6	\$ 3.09	\$ 1.08	\$ 2.01	35.0%
105	Std	SD	131,686	872	18.7	\$ 6.33	\$ 0.96	\$ 5.37	15.1%
110	Exp	SD	18,683	146	20.7	\$ 5.73	\$ 1.00	\$ 4.72	17.5%
115	Std	SD,LM,EC	105,844	735	13.5	\$ 5.64	\$ 1.06	\$ 4.58	18.9%
120	Freq	SD	358,154	2,306	20.9	\$ 5.66	\$ 0.94	\$ 4.72	16.7%
150	Exp	SD	396,425	2,946	32.6	\$ 3.64	\$ 1.01	\$ 2.63	27.8%
201/202^	Rapid	SD	1,025,913	7,016	50.7	\$ 2.34	\$ 1.08	\$ 1.26	46.2%
204^	Rapid	SD	34,428	271	16.6	\$ 7.13	\$ 1.05	\$ 6.08	14.8%
215^	Rapid	SD	977,403	5,912	31.4	\$ 3.77	\$ 0.96	\$ 2.82	25.3%
225^	Rapid	CV	23,587	284	16.0	\$ 10.38	\$ 0.54	\$ 9.85	5.2%
235^	Rapid	SD,Escdo	760,116	4,991	22.8	\$ 5.19	\$ 0.93	\$ 4.26	17.9%
237^	Rapid	SD	133,320	1,049	22.7	\$ 5.21	\$ 1.04	\$ 4.17	20.0%
280	RpEx	SD,Escdo	56,428	443	19.6	\$ 11.98	\$ 4.30	\$ 7.68	35.9%
290	RpEx	SD	82,512	649	27.6	\$ 7.56	\$ 4.26	\$ 3.30	56.3%
701	Freq	CV	284,680	2,044	22.1	\$ 2.90	\$ 0.95	\$ 1.95	32.8%
704	Std	CV	231,646	1,636	22.1	\$ 3.17	\$ 0.95	\$ 2.22	30.0%
705	Std	CV	130,523	950	23.5	\$ 2.46	\$ 0.93	\$ 1.53	37.8%
707	Std	CV	18,945	149	12.3	\$ 5.50	\$ 0.90	\$ 4.60	16.4%
709	Freq	CV	475,122	3,386	33.2	\$ 2.18	\$ 0.92	\$ 1.26	42.1%
712	Freq	CV	364,092	2,590	29.0	\$ 2.27	\$ 0.95	\$ 1.32	41.9%
815	Freq	EC	208,533	1,369	24.0	\$ 1.92	\$ 1.03	\$ 0.89	53.6%
816	Std	EC,Cty	62,740	493	12.8	\$ 4.79	\$ 1.05	\$ 3.73	22.0%
832	Std	ST	17,805	118	11.7	\$ 4.83	\$ 1.06	\$ 3.77	22.0%
833	Std	EC,ST	56,047	373	14.7	\$ 3.48	\$ 0.98	\$ 2.50	28.1%
834	Std	ST	9,286	78	9.8	\$ 7.24	\$ 1.05	\$ 6.18	14.5%
838	Std	Cty	51,905	320	10.1	\$ 5.10	\$ 0.95	\$ 4.15	18.7%
848	Std	EC,Cty	187,594	1,232	23.6	\$ 2.59	\$ 1.03	\$ 1.57	39.6%
851	Circ	LM,Cty	31,118	250	17.8	\$ 2.88	\$ 0.97	\$ 1.91	33.6%
852	Std	SD,LM	150,613	950	15.6	\$ 3.67	\$ 1.06	\$ 2.60	29.0%
854	Std	SD,LM	58,613	461	20.0	\$ 3.45	\$ 1.07	\$ 2.38	31.1%
855	Std	LM,Cty	111,242	763	24.3	\$ 2.45	\$ 1.01	\$ 1.44	41.3%

FY 2019 (JULY-DECEMBER) ANNUAL ROUTE STATISTICS									
Route	Cat	Jurisdiction	Semi-Annual Passengers	Avg. Weekday Passengers	Passengers/ Revenue Hour	Cost Per Passenger	Average Fare	Subsidy per Passenger	Farebox Recovery
856	Std	SD, LG, Cty	271,203	1,900	22.1	\$ 3.06	\$ 1.04	\$ 2.02	34.0%
864	Std	EC, Cty	146,119	918	18.8	\$ 2.88	\$ 1.02	\$ 1.86	35.3%
872	Exp	EC	21,261	171	12.8	\$ 3.39	\$ 1.06	\$ 2.33	31.4%
874/875	Std	EC	188,226	1,260	21.9	\$ 2.78	\$ 1.04	\$ 1.74	37.3%
888	Rural	EC, Cty	1,124	18	3.9	\$ 48.92	\$ 2.05	\$ 46.87	4.2%
891	Rural	EC, Cty	759	27	4.7	\$ 37.37	\$ 2.88	\$ 34.48	7.7%
892	Rural	EC, Cty	402	14	3.0	\$ 61.82	\$ 3.68	\$ 58.15	5.9%
894	Rural	EC, Cty	40,538	319	18.8	\$ 8.34	\$ 2.34	\$ 6.00	28.1%
901	Freq	SD, IB, Cor	402,887	2,567	19.6	\$ 4.46	\$ 0.93	\$ 3.53	20.9%
904*	Circ	Cor	117,878	607	23.4	\$ 1.24	\$ 0.06	\$ 1.18	4.8%
905	Std	SD	236,091	1,640	31.4	\$ 3.02	\$ 0.80	\$ 2.22	26.4%
906/907	Freq	SD	1,031,924	6,584	43.9	\$ 1.00	\$ 0.82	\$ 0.18	82.4%
909	Circ	SD	22,501	175	13.0	\$ 6.22	\$ 0.72	\$ 5.51	11.5%
916/917	Std	SD, LG	80,424	566	13.9	\$ 5.06	\$ 1.04	\$ 4.02	20.5%
921	Std	SD	123,722	821	15.5	\$ 3.73	\$ 1.08	\$ 2.65	28.9%
923	Std	SD	106,699	840	15.9	\$ 3.69	\$ 0.95	\$ 2.74	25.6%
928	Std	SD	143,511	1,036	18.6	\$ 3.58	\$ 1.07	\$ 2.51	29.8%
929	Freq	SD, CV, NC	1,074,389	6,942	34.1	\$ 1.87	\$ 0.97	\$ 0.90	52.1%
932	Freq	SD, CV, NC	574,863	3,868	28.4	\$ 2.19	\$ 0.94	\$ 1.25	43.1%
933/934	Freq	SD, IB	821,406	5,447	28.7	\$ 2.66	\$ 0.95	\$ 1.71	35.8%
936	Std	SD, LG, Cty	239,891	1,411	22.9	\$ 2.42	\$ 1.02	\$ 1.40	42.3%
944	Std	SD, PW	30,949	226	8.0	\$ 6.42	\$ 1.03	\$ 5.39	16.0%
945	Std	SD, PW	62,580	455	10.4	\$ 4.93	\$ 1.01	\$ 3.92	20.4%
945A	Std	PW	6,703	55	13.9	\$ 3.68	\$ 0.99	\$ 2.69	27.0%
950	Exp	SD	202,864	1,383	53.4	\$ 2.17	\$ 0.78	\$ 1.39	35.9%
955	Freq	SD, NC	667,013	4,335	27.4	\$ 2.17	\$ 0.99	\$ 1.19	45.3%
961	Freq	SD, NC	305,065	1,975	26.0	\$ 2.52	\$ 0.97	\$ 1.56	38.3%
962	Freq	SD, NC, Cty	257,724	1,650	19.9	\$ 3.26	\$ 0.98	\$ 2.28	30.0%
963	Std	SD, NC	82,492	543	17.4	\$ 3.00	\$ 0.97	\$ 2.04	32.2%
964	Circ	SD	67,148	520	12.9	\$ 3.96	\$ 0.98	\$ 2.98	24.8%
965	Circ	SD	26,654	196	11.4	\$ 4.52	\$ 1.07	\$ 3.44	23.7%
967	Std	SD, NC	20,408	167	11.4	\$ 4.49	\$ 1.03	\$ 3.46	22.9%
968	Std	NC	25,499	200	12.2	\$ 5.24	\$ 0.96	\$ 4.29	18.2%
972**	Circ	SD	16,274	128	23.9	\$ 2.60	\$ 1.02	\$ 1.58	39.2%
973**	Circ	SD	8,963	71	13.0	\$ 4.78	\$ 0.98	\$ 3.81	20.4%
978**	Circ	SD	8,061	64	12.4	\$ 5.01	\$ 0.98	\$ 4.03	19.5%
979**	Circ	SD	8,316	70	13.2	\$ 4.69	\$ 0.98	\$ 3.71	20.8%
992	Freq	SD	214,334	1,222	19.4	\$ 2.62	\$ 0.84	\$ 1.78	32.2%
Access	D.R.	ALL	250,524	2,106	2.1	\$ 41.27	\$ 5.55	\$ 35.72	13.5%
<b>TOTAL</b>			<b>43,188,967</b>	<b>2,811</b>	<b>37.5</b>	<b>\$ 3.11</b>	<b>\$ 1.07</b>	<b>\$ 2.05</b>	<b>34.2%</b>

Route Category	Annual Passengers	Avg. Weekday Passengers	Passengers/ Revenue Hour	Cost Per Passenger	Average Fare	Subsidy per Passenger	Farebox Recovery
Urban Frequent	15,494,842	100,606	27.1	\$ 3.23	\$ 0.95	\$ 2.27	29.6%
Urban Standard	3,792,986	25,851	19.2	\$ 3.52	\$ 0.99	\$ 2.52	28.3%
Rapid ^	2,954,767	19,425	31.4	\$ 3.80	\$ 0.99	\$ 2.80	26.2%
Express	1,007,362	7,224	25.4	\$ 4.66	\$ 0.94	\$ 3.72	20.2%
Circulator	440,163	3,064	13.7	\$ 3.63	\$ 0.75	\$ 2.88	20.8%
Premium/Rapid Express	138,940	1,092	23.6	\$ 9.36	\$ 4.28	\$ 5.08	45.7%
Rural ^^	42,823	337	15.6	\$ 10.42	\$ 2.36	\$ 8.07	22.6%
<b>Fixed Bus Subtotal</b>	<b>23,871,883</b>	<b>157,599</b>	<b>25.3</b>	<b>\$ 3.46</b>	<b>\$ 0.98</b>	<b>\$ 2.48</b>	<b>28.4%</b>
Light Rail (B,O,G)	19,055,766	116,307	219.1	\$ 2.17	\$ 1.11	\$ 1.05	51.3%
Light Rail (Silver)	10,794	85	21.9	\$ 21.64	\$ 1.06	\$ 20.58	4.9%
<b>Light Rail Subtotal</b>	<b>19,066,560</b>	<b>116,392</b>	<b>218.0</b>	<b>\$ 2.18</b>	<b>\$ 1.11</b>	<b>\$ 1.07</b>	<b>51.0%</b>
<b>ALL Fixed-Route</b>	<b>42,938,443</b>	<b>273,991</b>	<b>41.7</b>	<b>\$ 2.89</b>	<b>\$ 1.04</b>	<b>\$ 1.85</b>	<b>36.0%</b>
Demand Response ^^^	250,524	1,774	2.1	\$ 41.27	\$ 5.55	\$ 35.72	13.5%
<b>System Total</b>	<b>43,188,967</b>	<b>275,765</b>	<b>37.6</b>	<b>\$ 3.11</b>	<b>\$ 1.07</b>	<b>\$ 2.05</b>	<b>34.2%</b>

\* City of Coronado subsidized fares for summer service on Route 904.

^ SANDAG reimburses MTS for the net operating cost using TransNet funds for Routes 201-237.

^^ Routes 888, 891, 892, and 894 receive federal rural operating subsidy.

^^^ Demand Response includes MTS Access and ADA Taxi trips.

SD=San Diego, NC=National City, CV=Chula Vista

EC=El Cajon, ST=Santee, PW=Poway

Cor=Coronado, Cty=County, Escdo=Escondido





1255 Imperial Avenue, Suite 1000  
San Diego, CA 92101-7490  
(619) 231-1466 • FAX (619) 234-3407

## Agenda Item No. 61

### Chief Executive Officer's Report

April 11, 2019

In accordance with Board Policy No. 52, "Procurement of Goods and Services", attached are listings of contracts, purchase orders, and work orders that have been approved within the CEO's authority (up to and including \$100,000) for the period March 13, 2019 through April 2, 2019.

\*Please note additional reporting of purchase orders that is now possible with the new SAP Enterprise Resource Planning system.

#### CEO Travel Report (since last Board meeting)

N/A

#### Board Member Travel Report (since last Board meeting)

N/A



**EXPENSE CONTRACTS**

<b>Doc #</b>	<b>Organization</b>	<b>Subject</b>	<b>Amount</b>	<b>Day</b>
B0686.1-18	TRC ENGINEERING	AUTHORIZE 2ND INSPECTION LOCATION	\$7,438.98	3/14/2019
G1205.7-10	FIRST TRANSIT	EXTEND TAXI PROGRAM	\$0.00	3/14/2019
PWL246.2-18	HAZARD CONSTRUCTION	CITY REVIEW FEE	\$3,470.00	3/14/2019
PWL234.0-177503-53	ABC CONSTRUCTION	BLDG B RESTROOM CONSTRUCTION	\$84,428.76	3/14/2019
PWL204.0-167504-15.6	ABC CONSTRUCTION	CCO 6	(\$22,069.08)	3/18/2019
G1854.1-16	SITEHAWK LLC	EXERCISE OPT YEAR 1 & 2	\$19,990.00	3/18/2019
PWL243.3-17	VEOLIA TRANSPORTATION	CCO 3 TIES	\$36,006.82	3/18/2019
L1456.1-18	WOOJIN IS AMERICA	REPLACEMENT BRACKETS	\$1,683.68	3/19/2019
G2016.0-17CM002	TRC ENGINEERS	WOA CM SERVICES ZEB PHASE 1	\$43,944.81	3/21/2019
PWL204.0-197504-47.2	ABC CONSTRUCTION	LA MESA BOLLARD REPAIR	\$12,598.46	3/21/2019
G1889.1-16	CARTWRIGHT TERMITE & PEST CONTROL	EXERCISE OPTION YEARS 1 & 2	\$660.00	3/21/2019
G2254.0-19	HITECH SOFTWARE	PARKING MGMT SYSTEM & REAL TIME OCCUPANCY MONITORING	\$85,437.65	3/25/2019
PWL204.0-167504-15.7	ABC CONSTRUCTION	OLD TOWN SHELTER REPLACEMENT CCO7	\$8,047.51	3/25/2019
G2229.0-19	SKYHAWK - LIGHTING MESSENGER EXPRESS	COURIER SERVICES	\$90,300.00	3/26/2019
G1950.2-17	KIMLEY-HORN	AMENDMENT 2 - ADD PARAGRAPH H TO SCOPE	\$0.00	3/26/2019

**REVENUE CONTRACTS & MOUs**

<b>Doc #</b>	<b>Organization</b>	<b>Subject</b>	<b>Amount</b>	<b>Day</b>
L1276.2-15	UTILITY TREES SERVICE	ROE - EXTEND PERMIT EXP DATE	(\$750.00)	3/18/2019
L6777.2-18	JAMES W FOWLER	JROE SORRENTO VALLEY	(\$750.00)	3/18/2019
B0702.0-19	CAL FIRE	ROE - DEL LAGO TRANSIT CENTER	\$0.00	3/20/2019
L6742.1-16	HP COMMUNICATIONS	JROE - MID COAST	(\$750.00)	3/20/2019
L1485.0-19	SKY HIGH LLC	ROE - CITY COLLEGE TROLLEY STATION	(\$1,275.00)	3/20/2019
G1937.0-17.01	HELIX WATER DISTRICT	HILL STREET		3/21/2019
L1277.1-16	DIVERSIFIED UTILITY SERVICES	ROE - EXTEND PERMIT EXP DATE	(\$750.00)	3/21/2019
S200-19-700	PAR ELECTRIC CONTRACTORS	ROE - PALOMAR STREET	(\$1,725.00)	3/25/2019
S200-18-632.2	S&B ENGINEERING	ROE - PERMIT	(\$750.00)	4/2/2019
G2259.0-19	HISTORIC OLD TOWN COMMUNITY	PARTNERSHIP BETWEEN MTS & OLD TOWN	\$0.00	4/2/2019

Purchase Orders							
PO Number	PO Date	Name	Prime Business Certification	Material Group	PO Value	DBE Subcontracted Amount	Non DBE Subcontracted Amount
4400000521	3/13/2019	W.W. Grainger Inc		G140-SHOP SUPPLIES	145.85	-	-
4400000522	3/18/2019	Office Depot		G200-OFFICE SUPPLIES	19.65	-	-
4400000523	3/18/2019	Office Depot		G200-OFFICE SUPPLIES	82.62	-	-
4400000524	3/18/2019	Office Depot		G200-OFFICE SUPPLIES	32.21	-	-
4400000525	3/18/2019	Office Depot		G200-OFFICE SUPPLIES	15.90	-	-
4400000526	3/18/2019	Office Depot		G200-OFFICE SUPPLIES	280.19	-	-
4400000527	3/18/2019	Office Depot		G200-OFFICE SUPPLIES	155.06	-	-
4400000528	3/19/2019	Office Depot		G200-OFFICE SUPPLIES	63.14	-	-
4400000529	3/20/2019	Office Depot		G200-OFFICE SUPPLIES	187.20	-	-
4400000530	3/20/2019	Office Depot		G200-OFFICE SUPPLIES	206.69	-	-
4400000531	3/20/2019	Office Depot		G200-OFFICE SUPPLIES	240.33	-	-
4400000532	3/20/2019	Office Depot		G200-OFFICE SUPPLIES	10.84	-	-
4400000533	3/20/2019	Office Depot		G200-OFFICE SUPPLIES	33.38	-	-
4400000534	3/21/2019	Office Depot		G200-OFFICE SUPPLIES	56.37	-	-
4400000535	3/21/2019	Office Depot		G200-OFFICE SUPPLIES	93.05	-	-
4400000536	3/22/2019	Office Depot		G200-OFFICE SUPPLIES	5.63	-	-
4400000537	3/23/2019	W.W. Grainger Inc		T110-TRACK, RAIL	266.68	-	-
4400000538	3/25/2019	Office Depot		G200-OFFICE SUPPLIES	80.38	-	-
4400000539	3/25/2019	Office Depot		G200-OFFICE SUPPLIES	81.03	-	-
4400000540	3/25/2019	Office Depot		G200-OFFICE SUPPLIES	90.71	-	-
4400000541	3/26/2019	Mcmaster-Carr Supply Co		M200-YARD FACILITIES	170.68	-	-
4400000542	3/27/2019	Mcmaster-Carr Supply Co		F110-SHOP/BLDG MACHINERY	87.83	-	-
4400000543	3/27/2019	Office Depot		G200-OFFICE SUPPLIES	20.12	-	-
4400000544	3/27/2019	Office Depot		G200-OFFICE SUPPLIES	368.53	-	-
4400000545	3/28/2019	Office Depot		G200-OFFICE SUPPLIES	57.31	-	-
4400000546	3/29/2019	Office Depot		G120-SECURITY	7.83	-	-
4500023626	3/13/2019	W.W. Grainger Inc		B110-BUS HVAC SYSTEMS	130.38	-	-
4500023627	3/13/2019	Buswest LLC		B250-BUS REPAIR PARTS	153.39	-	-
4500023628	3/13/2019	California Air Compressor Company		F180-BUILDING MATERIALS	235.98	-	-
4500023629	3/13/2019	Transit Holdings Inc		B250-BUS REPAIR PARTS	1,173.85	-	-
4500023631	3/13/2019	Battery Power Inc.		B160-BUS ELECTRICAL	14,811.37	-	-
4500023632	3/13/2019	Harbor Diesel & Equipment		P190-REV VEHICLE REPAIRS	10,753.45	-	-
4500023633	3/13/2019	Buswest LLC		B110-BUS HVAC SYSTEMS	153.39	-	-
4500023634	3/13/2019	Transit Holdings Inc		B250-BUS REPAIR PARTS	140.46	-	-
4500023635	3/13/2019	Charter Industrial Supply Inc	Small Business	B250-BUS REPAIR PARTS	232.00	-	-
4500023636	3/13/2019	Gillig LLC		B250-BUS REPAIR PARTS	144.56	-	-
4500023637	3/13/2019	TK Services Inc	Small Business	B110-BUS HVAC SYSTEMS	281.05	-	-
4500023638	3/13/2019	Waxie's Enterprises Inc.		G140-SHOP SUPPLIES	3,230.30	-	-
4500023639	3/14/2019	SC Commercial, LLC		A120-AUTO/TRUCK GASOLINE	12,132.72	-	-
4500023640	3/14/2019	Transit Holdings Inc		B140-BUS CHASSIS	2,695.37	-	-
4500023641	3/14/2019	Oldcastle Precast Inc.		M110-SUB STATION	293.08	-	-
4500023642	3/14/2019	Sid Tool Co		G130-SHOP TOOLS	126.94	-	-
4500023643	3/14/2019	SC Commercial, LLC		B180-BUS DIESEL	7,858.95	-	-
4500023644	3/14/2019	West-Lite Supply Co Inc	Small Business	G270-ELECTRICAL/LIGHTING	453.21	-	-
4500023645	3/14/2019	OneSource Distributors, LLC		M130-CROSSING MECHANISM	727.32	-	-
4500023646	3/14/2019	Applied Industrial Technologies-CA		G140-SHOP SUPPLIES	602.58	-	-
4500023647	3/14/2019	Cummins Pacific LLC		B200-BUS PWR TRAIN EQUIP	12,610.99	-	-
4500023648	3/14/2019	Mcmaster-Carr Supply Co		B250-BUS REPAIR PARTS	183.55	-	-
4500023649	3/14/2019	Wayne Harmeier Inc		B140-BUS CHASSIS	641.12	-	-

Purchase Orders							
PO Number	PO Date	Name	Prime Business Certification	Material Group	PO Value	DBE Subcontracted Amount	Non DBE Subcontracted Amount
4500023650	3/14/2019	Insultech LLC		B200-BUS PWR TRAIN EQUIP	651.89	-	-
4500023651	3/14/2019	Barry Sandler Enterprises	Small Business	G180-JANITORIAL SUPPLIES	963.29	-	-
4500023652	3/14/2019	Northwest Pump & Equipment Co		G130-SHOP TOOLS	303.18	-	-
4500023653	3/14/2019	AxleTech International LLC		B140-BUS CHASSIS	7,301.14	-	-
4500023654	3/14/2019	Super Welding of Southern CA	Small Business	R220-RAIL/LRV TRUCKS	1,926.57	-	-
4500023655	3/14/2019	Knorr Brake Co-IFE North America		R140-RAIL/LRV DOORS/RAMP	6,192.29	-	-
4500023656	3/14/2019	Western-Cullen-Hayes Inc		M130-CROSSING MECHANISM	669.13	-	-
4500023657	3/14/2019	Waxie's Enterprises Inc.		G180-JANITORIAL SUPPLIES	637.08	-	-
4500023658	3/14/2019	Team One Repair Inc	Small Business	G290-FARE REVENUE EQUIP	563.22	-	-
4500023659	3/14/2019	W.W. Grainger Inc		G170-LUBRICANTS	147.41	-	-
4500023660	3/14/2019	Schunk Carbon Technology LLC		R190-RAIL/LRV PANTOGRAPH	401.73	-	-
4500023661	3/14/2019	Siemens Mobility, Inc.		R160-RAIL/LRV ELECTRICAL	966.52	-	-
4500023662	3/14/2019	Teknoware Inc.		R180-RAIL/LRV LIGHTING	11,833.64	-	-
4500023663	3/14/2019	US Mobile Wireless		P210-NON-REV VEH REPAIRS	2,330.86	-	-
4500023664	3/14/2019	General Auto Repair		P210-NON-REV VEH REPAIRS	240.00	-	-
4500023665	3/14/2019	Transit Holdings Inc		B250-BUS REPAIR PARTS	3,485.81	-	-
4500023666	3/14/2019	Cembre Inc		G130-SHOP TOOLS	1,457.22	-	-
4500023667	3/14/2019	Gillig LLC		B250-BUS REPAIR PARTS	5,109.09	-	-
4500023668	3/14/2019	Cummins Pacific LLC		B250-BUS REPAIR PARTS	4,272.48	-	-
4500023669	3/14/2019	Neopart Transit LLC		B250-BUS REPAIR PARTS	1,503.72	-	-
4500023670	3/14/2019	Cummins Pacific LLC		B200-BUS PWR TRAIN EQUIP	566.56	-	-
4500023671	3/14/2019	Waco Filters Corporation		F120-BUS/LRV PAINT BOOTHS	549.53	-	-
4500023672	3/14/2019	M Power Truck & Diesel Repair		P130-EQUIP MAINT REPR SVC	1,603.45	-	-
4500023673	3/14/2019	Allied Electronics Inc		R170-RAIL/LRV HVAC	275.84	-	-
4500023674	3/15/2019	Willy's Electronic Supply Co	Small Business	M180-STATION ELECTRICAL	2,152.54	-	-
4500023675	3/15/2019	Transit Holdings Inc		B130-BUS BODY	2,334.53	-	-
4500023676	3/15/2019	R.S. Hughes Co Inc		G140-SHOP SUPPLIES	2,298.25	-	-
4500023677	3/15/2019	Mouser Electronics Inc	Small Business	B250-BUS REPAIR PARTS	256.66	-	-
4500023678	3/15/2019	JKL Cleaning Systems	Small Business	F110-SHOP/BLDG MACHINERY	60.34	-	-
4500023679	3/15/2019	Air & Lube Systems Inc	Small Business	F110-SHOP/BLDG MACHINERY	301.70	-	-
4500023680	3/15/2019	Kaman Industrial Technologies		B250-BUS REPAIR PARTS	295.77	-	-
4500023681	3/15/2019	CASEI	Small Business	F180-BUILDING MATERIALS	1,565.62	-	-
4500023682	3/15/2019	Mark Carass		C130-CONSTRUCTION SVCS	1,569.00	-	-
4500023683	3/15/2019	Kiel NA LLC		B130-BUS BODY	936.78	-	-
4500023684	3/15/2019	Shilpark Paint Corp.		G160-PAINTS & CHEMICALS	1,124.10	-	-
4500023685	3/15/2019	Muncie Transit Supply		B110-BUS HVAC SYSTEMS	1,818.90	-	-
4500023686	3/15/2019	Freeby Signs		B250-BUS REPAIR PARTS	372.78	-	-
4500023687	3/15/2019	Wesco Distribution Inc		F110-SHOP/BLDG MACHINERY	75.48	-	-
4500023688	3/15/2019	W.W. Grainger Inc		B130-BUS BODY	235.12	-	-
4500023689	3/15/2019	Waxie's Enterprises Inc.		G180-JANITORIAL SUPPLIES	35.56	-	-
4500023690	3/15/2019	Mcmaster-Carr Supply Co		B160-BUS ELECTRICAL	527.66	-	-
4500023691	3/15/2019	Prochem Specialty Products Inc	Small Business	G180-JANITORIAL SUPPLIES	2,087.23	-	-
4500023692	3/18/2019	Transit Holdings Inc		B130-BUS BODY	4,596.56	-	-
4500023693	3/18/2019	Gillig LLC		B160-BUS ELECTRICAL	7,989.38	-	-
4500023694	3/18/2019	Cummins Pacific LLC		B200-BUS PWR TRAIN EQUIP	13,053.39	-	-
4500023695	3/18/2019	Jeyco Products Inc		G150-FASTENERS	201.19	-	-
4500023696	3/18/2019	Protrak Service Ltd		P540-MAINTENANCE TRAINING	6,290.00	-	-
4500023697	3/18/2019	W.W. Grainger Inc		G140-SHOP SUPPLIES	499.70	-	-
4500023698	3/18/2019	Taxicab, Limousine &		C120-SPECIALTY CONTRACTOR	750.00	-	-

Purchase Orders							
PO Number	PO Date	Name	Prime Business Certification	Material Group	PO Value	DBE Subcontracted Amount	Non DBE Subcontracted Amount
4500023699	3/18/2019	W.W. Grainger Inc		P280-GENERAL SVC AGRMNTS	89.75	-	-
4500023700	3/18/2019	Citywide Auto Glass Inc		B250-BUS REPAIR PARTS	991.30	-	-
4500023701	3/18/2019	W.W. Grainger Inc		G140-SHOP SUPPLIES	247.48	-	-
4500023702	3/18/2019	SC Commercial, LLC		A120-AUTO/TRUCK GASOLINE	12,132.72	-	-
4500023703	3/18/2019	Harbor Diesel & Equipment		B250-BUS REPAIR PARTS	130.24	-	-
4500023704	3/18/2019	Norman Industrial Materials		B250-BUS REPAIR PARTS	1,136.69	-	-
4500023705	3/18/2019	Home Depot USA Inc		G140-SHOP SUPPLIES	234.94	-	-
4500023706	3/18/2019	Transit Holdings Inc		B250-BUS REPAIR PARTS	25.11	-	-
4500023707	3/18/2019	Cummins Pacific LLC		B250-BUS REPAIR PARTS	1,171.14	-	-
4500023708	3/18/2019	ABC Construction Co., Inc.		C130-CONSTRUCTION SVCS	84,428.76	-	55,917.17
4500023709	3/19/2019	Don Oleson Inc	Small Business	B200-BUS PWR TRAIN EQUIP	4,604.00	-	-
4500023710	3/19/2019	Bigfoot Construction Equipment Inc		P540-MAINTENANCE TRAINING	1,112.28	-	-
4500023711	3/19/2019	W.W. Grainger Inc		B110-BUS HVAC SYSTEMS	158.94	-	-
4500023712	3/19/2019	VisioLogix Corporation		G120-SECURITY	652.97	-	-
4500023713	3/19/2019	Mohawk Mfg & Supply Co		B160-BUS ELECTRICAL	1,555.78	-	-
4500023714	3/19/2019	Myers & Sons Hi-Way Safety Inc		M120-OVRHEAD CATENARY SYS	1,227.18	-	-
4500023715	3/19/2019	SC Commercial, LLC		B180-BUS DIESEL	7,858.95	-	-
4500023717	3/19/2019	Transit Holdings Inc		B250-BUS REPAIR PARTS	37.28	-	-
4500023718	3/19/2019	Transit Holdings Inc		B250-BUS REPAIR PARTS	3,368.81	-	-
4500023719	3/19/2019	Cummins Pacific LLC		B200-BUS PWR TRAIN EQUIP	6,683.12	-	-
4500023720	3/19/2019	Prochem Specialty Products Inc	Small Business	G180-JANITORIAL SUPPLIES	1,391.49	-	-
4500023721	3/19/2019	Mohawk Mfg & Supply Co		B140-BUS CHASSIS	68.48	-	-
4500023722	3/19/2019	JKL Cleaning Systems	Small Business	P130-EQUIP MAINT REPR SVC	404.32	-	-
4500023723	3/19/2019	Thompson Building Materials		R230-RAIL/LRV MECHANICAL	3,009.35	-	-
4500023724	3/19/2019	Sid Tool Co		R220-RAIL/LRV TRUCKS	112.10	-	-
4500023725	3/19/2019	Acuity Specialty Products Inc		G180-JANITORIAL SUPPLIES	1,430.16	-	-
4500023726	3/19/2019	P & R Paper Supply Company Inc		G140-SHOP SUPPLIES	254.14	-	-
4500023727	3/19/2019	B Hepworth & Company Limited		R120-RAIL/LRV CAR BODY	3,498.59	-	-
4500023728	3/19/2019	Cummins Pacific LLC		B200-BUS PWR TRAIN EQUIP	2,203.70	-	-
4500023729	3/19/2019	ASPEN Refrigerants Inc		R170-RAIL/LRV HVAC	182.10	-	-
4500023730	3/19/2019	Smart Car Care Products Inc		R240-RAIL/LRV REPR PARTS	156.23	-	-
4500023731	3/19/2019	Schunk Carbon Technology LLC		R190-RAIL/LRV PANTOGRAPH	1,171.94	-	-
4500023732	3/19/2019	W.W. Grainger Inc		G130-SHOP TOOLS	561.15	-	-
4500023733	3/19/2019	Mouser Electronics Inc	Small Business	M180-STATION ELECTRICAL	49.99	-	-
4500023734	3/19/2019	Ansaldo Sts Usa Inc		M130-CROSSING MECHANISM	503.41	-	-
4500023735	3/19/2019	Transit Holdings Inc		B160-BUS ELECTRICAL	240.99	-	-
4500023736	3/19/2019	Allied Electronics Inc		G290-FARE REVENUE EQUIP	1,683.06	-	-
4500023737	3/19/2019	Mohawk Mfg & Supply Co		B140-BUS CHASSIS	9,998.59	-	-
4500023738	3/19/2019	Gillig LLC		B160-BUS ELECTRICAL	1,241.74	-	-
4500023739	3/19/2019	Transit Holdings Inc		B200-BUS PWR TRAIN EQUIP	2,722.58	-	-
4500023740	3/19/2019	Knorr Brake Company		R220-RAIL/LRV TRUCKS	44.69	-	-
4500023741	3/19/2019	Ram Industrial Services LLC		R240-RAIL/LRV REPR PARTS	3,717.38	-	-
4500023742	3/19/2019	Tennant Sales & Serv Co		P130-EQUIP MAINT REPR SVC	209.16	-	-
4500023743	3/19/2019	Shilpark Paint Corp.		P150-MAINT. CLEANING	35.01	-	-
4500023744	3/19/2019	Ace Uniforms & Accessories	Small Business	G240-UNIFORM PROCUREMENT	105.56	-	-
4500023745	3/20/2019	Siemens Mobility, Inc.		R170-RAIL/LRV HVAC	16,240.08	-	-
4500023746	3/20/2019	Transit Holdings Inc		B250-BUS REPAIR PARTS	1,448.95	-	-
4500023747	3/20/2019	Airgas Inc		G190-SAFETY/MED SUPPLIES	854.67	-	-
4500023748	3/20/2019	W.W. Grainger Inc		G140-SHOP SUPPLIES	181.11	-	-

Purchase Orders							
PO Number	PO Date	Name	Prime Business Certification	Material Group	PO Value	DBE Subcontracted Amount	Non DBE Subcontracted Amount
4500023749	3/20/2019	W.W. Grainger Inc		F110-SHOP/BLDG MACHINERY	319.86	-	-
4500023750	3/20/2019	Transit Holdings Inc		B250-BUS REPAIR PARTS	155.21	-	-
4500023751	3/20/2019	Uline		G220-OFFICE EQUIPMENT	214.43	-	-
4500023752	3/20/2019	Airgas Inc		G190-SAFETY/MED SUPPLIES	16,968.54	-	-
4500023753	3/20/2019	W.W. Grainger Inc		P110-BLDG MAINTENANCE	345.07	-	-
4500023754	3/20/2019	Jamaica Bearings Co Inc		R220-RAIL/LRV TRUCKS	84,533.92	-	-
4500023755	3/20/2019	Mcmaster-Carr Supply Co		F110-SHOP/BLDG MACHINERY	127.76	-	-
4500023756	3/20/2019	U.S. Train Products LLC		R230-RAIL/LRV MECHANICAL	1,461.09	-	-
4500023757	3/20/2019	Chromate Industrial Corporation		G150-FASTENERS	479.95	-	-
4500023758	3/20/2019	Gillig LLC		B130-BUS BODY	3,552.77	-	-
4500023759	3/20/2019	Newark Corporation		G290-FARE REVENUE EQUIP	5,762.68	-	-
4500023760	3/20/2019	Naumann Hobbs Material Handling		F110-SHOP/BLDG MACHINERY	446.71	-	-
4500023761	3/20/2019	United Refrigeration Inc		B110-BUS HVAC SYSTEMS	1,334.38	-	-
4500023762	3/20/2019	Knorr Brake Company		R160-RAIL/LRV ELECTRICAL	2,223.96	-	-
4500023763	3/20/2019	OneSource Distributors, LLC		G190-SAFETY/MED SUPPLIES	207.27	-	-
4500023764	3/20/2019	Waxie's Enterprises Inc.		G140-SHOP SUPPLIES	1,354.07	-	-
4500023765	3/20/2019	SC Commercial, LLC		A120-AUTO/TRUCK GASOLINE	2,005.04	-	-
4500023766	3/20/2019	R.S. Hughes Co Inc		B250-BUS REPAIR PARTS	44.74	-	-
4500023767	3/20/2019	Transit Holdings Inc		B250-BUS REPAIR PARTS	1,802.12	-	-
4500023768	3/20/2019	West-Lite Supply Co Inc	Small Business	M140-WAYSIDE SIGNALS	1,229.81	-	-
4500023769	3/20/2019	Transit Holdings Inc		B250-BUS REPAIR PARTS	1,217.08	-	-
4500023770	3/20/2019	Transit Holdings Inc		B250-BUS REPAIR PARTS	986.90	-	-
4500023771	3/20/2019	Annex Automotive and		F120-BUS/LRV PAINT BOOTHS	28,245.81	-	-
4500023772	3/20/2019	APD Incorporated		G140-SHOP SUPPLIES	420.23	-	-
4500023773	3/20/2019	Charter Industrial Supply Inc	Small Business	G150-FASTENERS	122.84	-	-
4500023774	3/20/2019	Home Depot USA Inc		G130-SHOP TOOLS	967.38	-	-
4500023775	3/20/2019	Jeyco Products Inc		G150-FASTENERS	835.36	-	-
4500023776	3/20/2019	Waxie's Enterprises Inc.		G180-JANITORIAL SUPPLIES	222.06	-	-
4500023777	3/21/2019	Knorr Brake Company		R240-RAIL/LRV REPR PARTS	1,455.26	-	-
4500023778	3/21/2019	Westinghouse Air Brake		R160-RAIL/LRV ELECTRICAL	168.52	-	-
4500023779	3/21/2019	ISC Applied Systems Corp		R150-RAIL/LRV COMM EQUIP	2,553.68	-	-
4500023780	3/21/2019	Transit Holdings Inc		B130-BUS BODY	3,068.97	-	-
4500023781	3/21/2019	Delphin Computer Supply	DBE	G200-OFFICE SUPPLIES	510.74	-	-
4500023782	3/21/2019	Kurt Morgan		G200-OFFICE SUPPLIES	1,780.42	-	-
4500023783	3/21/2019	Reid and Clark Screen Arts Co		G120-SECURITY	130.49	-	-
4500023784	3/21/2019	General Information Systems Ltd		G120-SECURITY	660.00	-	-
4500023785	3/21/2019	Romaine Electric Corporation	Small Business	B160-BUS ELECTRICAL	288.02	-	-
4500023786	3/21/2019	R.S. Hughes Co Inc		G160-PAINTS & CHEMICALS	390.74	-	-
4500023787	3/21/2019	Mohawk Mfg & Supply Co		B120-BUS MECHANICAL PARTS	360.59	-	-
4500023788	3/21/2019	Electronic Data Magnetics Inc		G280-FARE MATERIALS	8,094.19	-	-
4500023789	3/21/2019	CDW LLC		I110-INFORMATION TECH	4,023.55	-	-
4500023790	3/21/2019	The Gordian Group, Inc.		C130-CONSTRUCTION SVCS	2,515.81	-	-
4500023791	3/22/2019	Citywide Auto Glass Inc		B250-BUS REPAIR PARTS	991.30	-	-
4500023792	3/22/2019	San Diego Friction Products, Inc.		B140-BUS CHASSIS	2,224.13	-	-
4500023793	3/22/2019	JKL Cleaning Systems	Small Business	F110-SHOP/BLDG MACHINERY	88.24	-	-
4500023794	3/22/2019	Harbor Diesel & Equipment		B200-BUS PWR TRAIN EQUIP	11,823.25	-	-
4500023795	3/22/2019	Freeby Signs		B250-BUS REPAIR PARTS	437.04	-	-
4500023796	3/22/2019	Transit Holdings Inc		B250-BUS REPAIR PARTS	244.29	-	-
4500023797	3/22/2019	Louis Sardo Upholstery Inc		B250-BUS REPAIR PARTS	2,691.04	-	-

Purchase Orders							
PO Number	PO Date	Name	Prime Business Certification	Material Group	PO Value	DBE Subcontracted Amount	Non DBE Subcontracted Amount
4500023798	3/22/2019	Mcmaster-Carr Supply Co		B250-BUS REPAIR PARTS	163.96	-	-
4500023799	3/22/2019	Comfort Mechanical Inc	Small Business	P130-EQUIP MAINT REPR SVC	482.00	-	-
4500023800	3/22/2019	Knorr Brake Company		R220-RAIL/LRV TRUCKS	39,185.26	-	-
4500023801	3/22/2019	Shilpark Paint Corp.		G160-PAINTS & CHEMICALS	948.20	-	-
4500023802	3/22/2019	Kenneth Place		F190-LANDSCAPING MAT'LS	420.17	-	-
4500023803	3/22/2019	Tennant Sales & Serv Co		P130-EQUIP MAINT REPR SVC	2,555.30	-	-
4500023804	3/22/2019	Jeyco Products Inc		G200-OFFICE SUPPLIES	269.55	-	-
4500023805	3/22/2019	Siemens Mobility, Inc.		R160-RAIL/LRV ELECTRICAL	12,037.83	-	-
4500023806	3/22/2019	Schunk Carbon Technology LLC		R190-RAIL/LRV PANTOGRAPH	3,089.14	-	-
4500023807	3/22/2019	OneSource Distributors, LLC		M180-STATION ELECTRICAL	1,577.07	-	-
4500023808	3/22/2019	Mouser Electronics Inc	Small Business	R160-RAIL/LRV ELECTRICAL	92.49	-	-
4500023809	3/22/2019	Transit Holdings Inc		B250-BUS REPAIR PARTS	14,708.54	-	-
4500023810	3/22/2019	Newark Corporation		R170-RAIL/LRV HVAC	451.73	-	-
4500023811	3/22/2019	Gillig LLC		B160-BUS ELECTRICAL	10,252.00	-	-
4500023812	3/22/2019	Neopart Transit LLC		B130-BUS BODY	5,991.89	-	-
4500023813	3/22/2019	Cummins Pacific LLC		B200-BUS PWR TRAIN EQUIP	7,264.82	-	-
4500023814	3/22/2019	JKL Cleaning Systems	Small Business	P130-EQUIP MAINT REPR SVC	532.35	-	-
4500023815	3/22/2019	Culligan of San Diego		G140-SHOP SUPPLIES	2,611.20	-	-
4500023816	3/25/2019	Mohawk Mfg & Supply Co		B140-BUS CHASSIS	1,359.97	-	-
4500023817	3/25/2019	Harbor Diesel & Equipment		B200-BUS PWR TRAIN EQUIP	2,959.56	-	-
4500023818	3/25/2019	Newark Corporation		G290-FARE REVENUE EQUIP	173.80	-	-
4500023819	3/25/2019	W.W. Grainger Inc		R220-RAIL/LRV TRUCKS	837.55	-	-
4500023820	3/25/2019	Western-Cullen-Hayes Inc		M130-CROSSING MECHANISM	760.67	-	-
4500023821	3/25/2019	Robcar Corporation	Woman Owned Business	G190-SAFETY/MED SUPPLIES	214.95	-	-
4500023822	3/25/2019	Transit Holdings Inc		B250-BUS REPAIR PARTS	60.50	-	-
4500023823	3/25/2019	San Diego Pump, Inc.	Small Business	P120-BLDG/FACILITY REPRS	1,600.75	-	-
4500023824	3/25/2019	Harbor Diesel & Equipment		P190-REV VEHICLE REPAIRS	9,980.00	-	-
4500023825	3/25/2019	Mohawk Mfg & Supply Co		B140-BUS CHASSIS	2,726.56	-	-
4500023826	3/25/2019	Graybar Electric Co Inc		I110-INFORMATION TECH	16,048.43	-	-
4500023827	3/25/2019	West-Lite Supply Co Inc	Small Business	R180-RAIL/LRV LIGHTING	977.30	-	-
4500023828	3/25/2019	SC Commercial, LLC		A120-AUTO/TRUCK GASOLINE	15,881.04	-	-
4500023829	3/25/2019	W.W. Grainger Inc		G140-SHOP SUPPLIES	322.83	-	-
4500023830	3/25/2019	Reid and Clark Screen Arts Co		R120-RAIL/LRV CAR BODY	555.99	-	-
4500023831	3/25/2019	R.S. Hughes Co Inc		G190-SAFETY/MED SUPPLIES	252.14	-	-
4500023832	3/25/2019	W.W. Grainger Inc		G140-SHOP SUPPLIES	391.91	-	-
4500023833	3/25/2019	Harbor Diesel & Equipment		P190-REV VEHICLE REPAIRS	11,921.57	-	-
4500023834	3/25/2019	OneSource Distributors, LLC		G180-JANITORIAL SUPPLIES	813.42	-	-
4500023835	3/25/2019	Knorr Brake Company		R220-RAIL/LRV TRUCKS	5,077.18	-	-
4500023836	3/25/2019	Genassis of Delaware		M110-SUB STATION	1,150.00	-	-
4500023837	3/25/2019	San Diego Plastics Inc	Small Business	R170-RAIL/LRV HVAC	2,158.77	-	-
4500023838	3/25/2019	Waxie's Enterprises Inc.		G180-JANITORIAL SUPPLIES	109.86	-	-
4500023839	3/25/2019	Home Depot USA Inc		G140-SHOP SUPPLIES	389.99	-	-
4500023840	3/25/2019	David Bueltel		G230-PRINTED MATERIALS	1,777.88	-	-
4500023841	3/25/2019	TK Services Inc	Small Business	B250-BUS REPAIR PARTS	1,739.45	-	-
4500023842	3/26/2019	Staples Contract & Commercial Inc		G220-OFFICE EQUIPMENT	809.96	-	-
4500023843	3/26/2019	Mohawk Mfg & Supply Co		B140-BUS CHASSIS	302.91	-	-
4500023844	3/26/2019	Kiel NA LLC		B250-BUS REPAIR PARTS	32.33	-	-
4500023845	3/26/2019	Cubic Transportation Systems		B190-BUS FARE EQUIP	6,465.00	-	-
4500023846	3/26/2019	Gillig LLC		B250-BUS REPAIR PARTS	214.25	-	-

Purchase Orders							
PO Number	PO Date	Name	Prime Business Certification	Material Group	PO Value	DBE Subcontracted Amount	Non DBE Subcontracted Amount
4500023847	3/26/2019	Charter Industrial Supply Inc	Small Business	B120-BUS MECHANICAL PARTS	63.85	-	-
4500023848	3/26/2019	Tolar Manufacturing Co Inc		P280-GENERAL SVC AGRMNTS	176.74	-	-
4500023849	3/26/2019	Transit Holdings Inc		B250-BUS REPAIR PARTS	400.96	-	-
4500023850	3/26/2019	Plasco ID Holdings, LLC		G200-OFFICE SUPPLIES	4,458.70	-	-
4500023851	3/26/2019	Sid Tool Co		B250-BUS REPAIR PARTS	621.36	-	-
4500023852	3/26/2019	South Bay Fence Inc	Small Business	F190-LANDSCAPING MAT'LS	1,241.72	-	-
4500023853	3/26/2019	Knorr Brake Company		R160-RAIL/LRV ELECTRICAL	143.39	-	-
4500023854	3/26/2019	JKL Cleaning Systems	Small Business	P130-EQUIP MAINT REPR SVC	1,367.20	-	-
4500023855	3/26/2019	Professional Contractors Supplies		G140-SHOP SUPPLIES	319.36	-	-
4500023856	3/27/2019	Transit Holdings Inc		B120-BUS MECHANICAL PARTS	1,837.23	-	-
4500023857	3/27/2019	IPC (USA), Inc.		B180-BUS DIESEL	8,281.13	-	-
4500023858	3/27/2019	Charter Industrial Supply Inc	Small Business	B250-BUS REPAIR PARTS	205.34	-	-
4500023859	3/27/2019	Transit Holdings Inc		B250-BUS REPAIR PARTS	2,491.76	-	-
4500023860	3/27/2019	Gillig LLC		B250-BUS REPAIR PARTS	118.95	-	-
4500023861	3/27/2019	Cummins Pacific LLC		B250-BUS REPAIR PARTS	122.51	-	-
4500023862	3/27/2019	Siemens Mobility, Inc.		R190-RAIL/LRV PANTOGRAPH	2,472.91	-	-
4500023863	3/27/2019	Louis Sardo Upholstery Inc		B130-BUS BODY	2,930.26	-	-
4500023864	3/27/2019	Sherwin Williams Company		G160-PAINTS & CHEMICALS	871.06	-	-
4500023865	3/27/2019	All The King's Flags		M200-YARD FACILITIES	264.74	-	-
4500023866	3/27/2019	Staples Contract & Commercial Inc		G200-OFFICE SUPPLIES	1,312.94	-	-
4500023867	3/27/2019	SC Commercial, LLC		B180-BUS DIESEL	8,346.08	-	-
4500023868	3/27/2019	Meeting Services Inc		G260-MEDIA	368.57	-	-
4500023869	3/27/2019	Steven Timme		G230-PRINTED MATERIALS	71.72	-	-
4500023870	3/27/2019	Passport to San Diego, Inc		P310-ADVERTISING SERVICES	3,100.00	-	-
4500023871	3/27/2019	Transit Holdings Inc		B110-BUS HVAC SYSTEMS	8,889.59	-	-
4500023872	3/27/2019	Gillig LLC		B200-BUS PWR TRAIN EQUIP	231.49	-	-
4500023873	3/27/2019	Muncie Transit Supply		B140-BUS CHASSIS	923.24	-	-
4500023874	3/27/2019	Reid and Clark Screen Arts Co		M130-CROSSING MECHANISM	1,508.90	-	-
4500023875	3/27/2019	Audio Visual Innovations, Inc.		I110-INFORMATION TECH	2,446.59	-	-
4500023876	3/27/2019	R.B. Hornberger Co Inc		T110-TRACK, RAIL	903.16	-	-
4500023877	3/27/2019	R.S. Hughes Co Inc		G140-SHOP SUPPLIES	947.34	-	-
4500023878	3/27/2019	W.W. Grainger Inc		G170-LUBRICANTS	1,856.74	-	-
4500023879	3/27/2019	Annex Automotive and		F120-BUS/LRV PAINT BOOTHS	2,702.19	-	-
4500023880	3/28/2019	Cubic Transportation Systems		B190-BUS FARE EQUIP	1,616.25	-	-
4500023881	3/28/2019	Myers & Sons Hi-Way Safety Inc		M180-STATION ELECTRICAL	842.52	-	-
4500023882	3/28/2019	TK Services Inc	Small Business	C120-SPECIALTY CONTRACTOR	2,269.94	-	-
4500023883	3/28/2019	Knorr Brake Company		R160-RAIL/LRV ELECTRICAL	1,242.77	-	-
4500023884	3/28/2019	Siemens Mobility, Inc.		R160-RAIL/LRV ELECTRICAL	34,553.27	-	-
4500023885	3/28/2019	Shilpark Paint Corp.		G160-PAINTS & CHEMICALS	76.60	-	-
4500023886	3/28/2019	Romaine Electric Corporation	Small Business	B160-BUS ELECTRICAL	1,579.06	-	-
4500023887	3/28/2019	711 Print Enterprises Inc	DBE	G120-SECURITY	3,123.68	-	-
4500023888	3/28/2019	Reid and Clark Screen Arts Co		G120-SECURITY	48.50	-	-
4500023889	3/28/2019	Transit Holdings Inc		B130-BUS BODY	19,483.42	-	-
4500023890	3/28/2019	Transit Holdings Inc		B250-BUS REPAIR PARTS	253.56	-	-
4500023891	3/28/2019	Gillig LLC		B140-BUS CHASSIS	6,366.93	-	-
4500023892	3/28/2019	Neopart Transit LLC		B200-BUS PWR TRAIN EQUIP	1,709.22	-	-
4500023893	3/28/2019	Cummins Pacific LLC		B200-BUS PWR TRAIN EQUIP	16,533.76	-	-
4500023894	3/28/2019	Romaine Electric Corporation	Small Business	M130-CROSSING MECHANISM	1,175.54	-	-
4500023895	3/28/2019	Home Depot USA Inc		F190-LANDSCAPING MAT'LS	673.00	-	-



Purchase Orders							
PO Number	PO Date	Name	Prime Business Certification	Material Group	PO Value	DBE Subcontracted Amount	Non DBE Subcontracted Amount
4500023897	3/29/2019	Schunk Carbon Technology LLC		R190-RAIL/LRV PANTOGRAPH	3,037.48	-	-
4500023898	3/29/2019	Smart Car Care Products Inc		R240-RAIL/LRV REPR PARTS	435.29	-	-
4500023899	3/29/2019	Airgas Inc		G190-SAFETY/MED SUPPLIES	353.42	-	-
4500023900	3/29/2019	Willy's Electronic Supply Co	Small Business	G130-SHOP TOOLS	40.69	-	-
4500023901	3/29/2019	West-Lite Supply Co Inc	Small Business	R160-RAIL/LRV ELECTRICAL	299.62	-	-
4500023902	3/29/2019	Chromate Industrial Corporation		G140-SHOP SUPPLIES	366.83	-	-
4500023903	3/29/2019	ASPEN Refrigerants Inc		R170-RAIL/LRV HVAC	546.30	-	-
4500023904	3/29/2019	Mcmaster-Carr Supply Co		M140-WAYSIDE SIGNALS	153.85	-	-
4500023905	3/29/2019	Mcmaster-Carr Supply Co		B250-BUS REPAIR PARTS	173.44	-	-
4500023906	3/29/2019	Genuine Parts Co		B250-BUS REPAIR PARTS	137.17	-	-
4500023907	3/29/2019	Citywide Auto Glass Inc		P190-REV VEHICLE REPAIRS	245.43	-	-
4500023908	3/29/2019	California Stamp Company	Small Business	G200-OFFICE SUPPLIES	1,607.64	-	-
4500023909	3/29/2019	Transit Holdings Inc		B250-BUS REPAIR PARTS	478.07	-	-
4500023910	3/29/2019	Annex Automotive and		F120-BUS/LRV PAINT BOOTHS	1,400.70	-	-
4500023911	3/29/2019	Knorr Brake Company		R160-RAIL/LRV ELECTRICAL	2,223.96	-	-
4500023912	3/29/2019	American Battery Corporation	Small Business	G290-FARE REVENUE EQUIP	1,022.33	-	-
4500023913	3/29/2019	Kaman Industrial Technologies		B120-BUS MECHANICAL PARTS	3,378.90	-	-
4500023914	3/29/2019	W.W. Grainger Inc		G140-SHOP SUPPLIES	107.52	-	-
4500023915	3/29/2019	Ask-Inttag LLC		G280-FARE MATERIALS	946.85	-	-
4500023916	3/29/2019	Kurt Morgan		G200-OFFICE SUPPLIES	1,689.89	-	-
4500023917	3/29/2019	Mission Janitorial Supplies		G180-JANITORIAL SUPPLIES	277.57	-	-
4500023918	3/29/2019	San Diego Plastics Inc	Small Business	F180-BUILDING MATERIALS	858.10	-	-
4500023919	3/29/2019	Waxie's Enterprises Inc.		G180-JANITORIAL SUPPLIES	5,707.82	-	-
4500023920	3/29/2019	Genuine Parts Co		B120-BUS MECHANICAL PARTS	643.73	-	-
4500023921	3/29/2019	Supreme Oil Company		A120-AUTO/TRUCK GASOLINE	26,370.79	-	-
4500023922	3/29/2019	Vinyard Doors	Woman Owned Business	F110-SHOP/BLDG MACHINERY	12,840.00	-	-
4500023923	4/2/2019	Cummins Pacific LLC		P190-REV VEHICLE REPAIRS	220.00	-	-
4500023924	4/2/2019	Cummins Pacific LLC		P190-REV VEHICLE REPAIRS	220.00	-	-
4500023925	4/2/2019	Cummins Pacific LLC		B250-BUS REPAIR PARTS	380.01	-	-
4500023926	4/2/2019	Mohawk Mfg & Supply Co		B140-BUS CHASSIS	2,884.54	-	-
4500023927	4/2/2019	Mohawk Mfg & Supply Co		B160-BUS ELECTRICAL	2,060.78	-	-
4500023929	4/2/2019	Transit Holdings Inc		B250-BUS REPAIR PARTS	220.66	-	-
4500023930	4/2/2019	Supreme Oil Company		A120-AUTO/TRUCK GASOLINE	9,346.16	-	-
4500023931	4/2/2019	SC Commercial, LLC		A120-AUTO/TRUCK GASOLINE	2,361.20	-	-
4500023932	4/2/2019	Transit Holdings Inc		B140-BUS CHASSIS	13,967.05	-	-
4500023933	4/2/2019	Jeyco Products Inc		G150-FASTENERS	1,094.34	-	-
4500023934	4/2/2019	Gillig LLC		B140-BUS CHASSIS	11,966.56	-	-
4500023935	4/2/2019	Shilpark Paint Corp.		G160-PAINTS & CHEMICALS	145.49	-	-
4500023936	4/2/2019	HD Supply Construction Supply, LTD.		G130-SHOP TOOLS	482.22	-	-
4500023937	4/2/2019	Neleco Products Inc		G170-LUBRICANTS	24,273.92	-	-
4500023938	4/2/2019	Muncie Transit Supply		B140-BUS CHASSIS	3,025.59	-	-
4500023939	4/2/2019	Neopart Transit LLC		B250-BUS REPAIR PARTS	710.08	-	-
4500023940	4/2/2019	Steven Timme		C130-CONSTRUCTION SVCS	1,434.40	-	-
4500023941	4/2/2019	San Diego Seal Inc	Small Business	R220-RAIL/LRV TRUCKS	1,516.70	-	-
4500023942	4/2/2019	HI-TEC Enterprises	Small Business	R160-RAIL/LRV ELECTRICAL	2,324.17	-	-