



Board of Directors Agenda

Click link to access the meeting:

<https://us02web.zoom.us/j/98288032362>






Zoom Meeting ID

Ways to Join



Computer: Click the link above. You will be prompted to run the Zoom browser or Zoom application. Once signed on to the meeting, you will have the option to join using your computer audio system or phone.

Webinar Features:

 Raise Hand	▶	Use the raise hand feature every time you wish to make a public comment.
	▶	Participants can enable closed captioning by clicking the CC icon. You may also view the full transcript and change the font size by clicking 'subtitle settings'. These features are not available via phone.
	▶	This symbol shows you are muted , click this icon to unmute your microphone.
	▶	This symbol shows you are currently unmuted , click this button to mute your microphone.
	▶	The chat feature should be used by panelists and attendees solely for "housekeeping" matters as comments made through this feature will not be retained as part of the meeting record. See the Live Verbal Public Comment for instructions on how to make a public comment.



Smartphone or Tablet: Download the Zoom app and join the meeting by clicking the link or using the webinar ID (found in the link).



Phone:

1. If you are joining the meeting audio by phone and viewing the meeting on a device, dial the number provided in the 'join audio' phone call tab of the initial pop-up, and enter the Meeting ID (found in the link).
2. If you are joining by phone only, dial: **+1-669-900-9128** or **+1-253-215-8782** and type the meeting ID found in the link, press #. You will have access to the meeting audio, **but will NOT be able to view the PowerPoint presentations.**



Live Verbal Public Comments: Use the 'Raise Hand' icon every time you wish to make a public comment on an item. Raise your hand once the agenda item you wish to comment on has been called. In person public comments will be taken first, virtual attendees will be taken in the order in which they raise their hand. Requests to speak will not be taken after the public comment period ends, unless under the Chair's discretion. General Public Comment, at the beginning of the Board of Directors meeting only, will be limited to five speakers. Additional speakers with general public comments will be heard at the end of the meeting. Three-minutes of time is allotted per speaker, unless otherwise directed by the Chair.

Public Comments Made Via Zoom

1. Click the link found at the top of this instruction page
2. Click the raise hand icon located in the bottom center of the platform
3. The Clerk will announce your name when it is your turn to speak
4. Unmute yourself to speak

Public Comments Made by Phone Only

1. Dial **+1-669-900-9128**
2. Type in the zoom meeting ID found in the link and press #
3. Dial *9 to raise your hand via phone
4. The Clerk will call out the last 4 digits of your phone number to announce you are next to speak
5. Dial *6 to unmute yourself



Written Public Comments (before the meeting): Written public comments will be recorded in the public record and will be provided to MTS Board Members in advance of the meeting. Comments must be emailed or mailed to the Clerk of the Board* by 4:00pm the day prior to the meeting.



Translation Services: Requests for translation services can be made by contacting the Clerk of the Board* at least four working days in advance of the meeting.



In-Person Participation: In-person public comments will be heard first. Following in-person public comments, virtual attendees will be heard in the order in which they raise their hand via the Zoom platform. Speaking time will be limited to three minutes per person, unless specified by the Chairperson. Requests to speak will not be taken after the public comment period ends, unless under the Chair's discretion.

Instructions for providing in-person public comments:

1. Fill out a speaker slip located at the entrance of the Board Room;
2. Submit speaker slip to MTS staff seated at the entrance of the Board Room;
3. When your name is announced, please approach the podium located on the right side of the dais to make your public comments.

Members of the public are permitted to make general public comment at the beginning of the agenda or specific comments referencing items on the agenda during the public comment period. General Public Comment, at the beginning of the Board of Directors meeting only, will be limited to five speakers. Additional speakers with general public comments will be heard at the end of the meeting.



Assistive Listening Devices (ALDs): ALDs are available from the Clerk of the Board* prior to the meeting and are to be returned at the end of the meeting.



Reasonable Accommodations: As required by the Americans with Disabilities Act (ADA), requests for agenda information in an alternative format or to request reasonable accommodations to facilitate meeting participation, please contact the Clerk of the Board* at least two working days prior to the meeting.



***Contact Information:** Contact the Clerk of the Board via email at ClerkoftheBoard@sdmts.com, phone at (619) 398-9681 or by mail at 1255 Imperial Ave. Suite 1000, San Diego CA 92101.



Agenda de la Junta de Directores

Haga clic en el enlace para acceder a la reunión:

<https://us02web.zoom.us/j/98288032362>






Formas de Participar



Computadora: Haga clic en el enlace más arriba. Recibirá instrucciones para operar el navegador de Zoom o la aplicación de Zoom. Una vez que haya iniciado sesión en la reunión, tendrá la opción de participar usando el sistema de audio de su computadora o teléfono.

ID de la reunión
en Zoom

Funciones del Seminario En Línea:

 Levantar la mano	►	Use la herramienta de levantar la mano cada vez que desee hacer un comentario público.
	►	Los participantes pueden habilitar el subtitulado haciendo clic en el ícono CC. También puede ver la transcripción completa y cambiar el tamaño de letra haciendo clic en “configuración de subtítulos”. Estas herramientas no están disponibles por teléfono.
	►	Este símbolo indica que usted se encuentra en silencio , haga clic en este ícono para quitar el silenciador de su micrófono.
	►	Este símbolo indica que su micrófono se encuentra encendido . Haga clic en este símbolo para silenciar su micrófono.
	►	La herramienta de chat deben usarla los panelistas y asistentes únicamente para asuntos “pertinentes a la reunión”, ya que comentarios realizados a través de esta herramienta no se conservarán como parte del registro de la reunión. Consulte el Comentario público verbal en vivo para obtener instrucciones sobre cómo hacer un comentario público.



Teléfono Inteligente o Tableta: Descargue la aplicación de Zoom y participe en la reunión haciendo clic en el enlace o usando el ID del seminario web (que se encuentra en el enlace).



Teléfono:

1. Si está participando en la reunión mediante audio de su teléfono y viendo la reunión en un dispositivo, marque el número indicado en la pestaña de llamada telefónica “unirse por audio” en la ventana emergente inicial e ingrese el ID de la reunión (que se encuentra en el enlace).
2. Si está participando solo por teléfono, marque: **+1-669-900-9128** o **+1-253-215-8782** e ingrese el ID de la reunión que se encuentra en el enlace, pulse #. Tendrá acceso al audio de la reunión, **pero NO podrá ver las presentaciones en PowerPoint.**



Comentarios Públicos Verbales en Vivo: Use la herramienta “levantar la mano” cada vez que desee hacer un comentario público sobre alguno de los artículos. Levante la mano una vez que el artículo de la agenda sobre el que desea comentar haya sido convocado. Los comentarios públicos en persona se escucharán primero, se escuchará a los asistentes virtuales en el orden en el que levanten la mano. No se aceptarán solicitudes para hablar después de que termine el periodo para hacer comentarios públicos, a menos de que el presidente determine de otra forma a su discreción. Comentarios públicos generales, únicamente al inicio de la reunión de la Junta de Directores, se limitarán a cinco personas que deseen hablar. Las personas adicionales que deseen aportar comentarios públicos generales podrán hacerlo al final de la reunión. Se otorga tres minutos de tiempo por persona que desee hablar, a menos de que el presidente instruya de otra forma. *(Consulte la página 2 para obtener instrucciones sobre cómo hacer un comentario público.)*

Comentarios Públicos a Través de Zoom

1. Haga clic en el enlace que se encuentra en la parte superior de esta página de instrucciones
2. Haga clic en el ícono de levantar la mano en el centro inferior de la plataforma
3. El secretario anunciará su nombre cuando sea su turno de hablar
4. Desactive el silenciador para que pueda hablar

Comentarios Públicos Realizados Únicamente por Teléfono

1. Marque el **+1-669-900-9128**
2. Ingrese el ID de la reunión en Zoom que se encuentra en el enlace y pulse #
3. Marque *9 para levantar la mano por teléfono
4. El secretario indicará los últimos 4 dígitos de su número de teléfono para anunciar que usted será el siguiente en hablar
5. Marque *6 para desactivar el silenciador



Comentarios Públicos por Escrito (Antes de la Reunión): Los comentarios públicos por escrito se registrarán en el registro público y se entregarán a los miembros de la Junta de MTS antes de la reunión. Los comentarios deben enviarse por correo electrónico o postal al secretario de la Junta* antes de las 4:00 p.m. el día anterior a la reunión.



Servicios de Traducción: Pueden solicitarse servicios de traducción comunicándose con el secretario de la Junta* por lo menos cuatro días hábiles antes de la reunión.



Participación en Persona: Los comentarios públicos en persona se escucharán primero. Después de los comentarios públicos en persona, se escuchará a los asistentes virtuales en el orden en el que levanten la mano a través de la plataforma de Zoom. El tiempo para hablar se limitará a tres minutos por persona, a menos de que el presidente especifique de otra forma. No se recibirán solicitudes para hablar después de que termine el periodo para hacer comentarios públicos, a menos de que el presidente determine de otra forma a su discreción.

Instrucciones para brindar comentarios públicos en persona:

1. Llene la boleta para personas que desean hablar que se encuentran en la entrada de la Sala de la Junta.
2. Entregue la boleta para personas que desean hablar al personal de MTS que se encuentra sentado en la entrada de la Sala de la Junta.
3. Cuando anuncien su nombre, por favor, acérquese al podio ubicado en el lado derecho de la tarima para hacer sus comentarios públicos.

Los miembros del público pueden hacer comentarios públicos generales al inicio de la agenda o comentarios específicos que hagan referencia a los puntos de la agenda durante el periodo de comentarios públicos. Los comentarios públicos generales únicamente al inicio de la reunión de la Junta de Directores, se limitarán a cinco personas que deseen hablar. Las personas adicionales que deseen aportar comentarios públicos generales podrán hacerlo al final de la reunión.



Dispositivos de Asistencia Auditiva (ALD, por sus siglas en inglés): Los ALD están disponibles con el secretario de la Junta* antes de la reunión y estos deberán ser devueltos al final de la reunión.



Facilidades Razonables: Según lo requerido por la Ley de Estadounidenses con Discapacidades (ADA, por sus siglas en inglés), para presentar solicitudes de información de la agenda en un formato alternativo o solicitar facilidades razonables para facilitar su participación en la reunión, por favor, comuníquese con el secretario de la Junta* por lo menos dos días hábiles antes de la reunión.



***Información de Contacto:** Comuníquese con el secretario de la Junta por correo electrónico en ClerkoftheBoard@sdmts.com, por teléfono al **(619) 398-9681** o por correo postal en **1255 Imperial Ave. Suite 1000, San Diego CA 92101.**



REVISED

Board of Directors Agenda

April 20, 2023 at 8:00 a.m.

In-Person Participation: James R. Mills Building, 1255 Imperial Avenue, 10th Floor Board Room, San Diego CA 92101

Teleconference Participation: (669) 444-9171; Webinar ID: 982 8803 2362, <https://zoom.us/j/98288032362>

NO.	ITEM SUBJECT AND DESCRIPTION	ACTION
-----	------------------------------	--------

1.	Roll Call	
----	------------------	--

2.	Public Comments	
----	------------------------	--

This item is limited to five speakers with three minutes per speaker. Others will be heard after Board Discussion items. If you have a report to present, please give your copies to the Clerk of the Board.

SPECIAL ITEM

3.	Chairperson and Board Leadership Nomination	
----	--	--

Elect

Action would 1) Consider the Executive Committee recommendation to nominate Board Member Dillard as Chairperson for the remainder of the current term until December 31, 2023; 2) Consider the Executive Committee recommendation to nominate Board Member Goble as Chairperson for the remainder of the current term until December 31, 2023; 3) Consider the Executive Committee recommendation to nominate Board Member Whitburn as Chairperson for the remainder of the current term until December 31, 2023; 4) Consider the Ad Hoc Nominating recommendation to nominate Board Member Whitburn as Chairperson for the remainder of the current term until December 31, 2023; and 5) Elect other vacant Board Leadership positions, as necessary.

CONSENT ITEMS

4.	Approval of Minutes	
----	----------------------------	--

Approve

Action would approve the March 16, 2023 Board of Director meeting minutes and the April 6, 2023 Special Board of Director meeting minutes.



5. **Fiscal Year (FY) 2022-2023 Low Carbon Transit Operations Program (LCTOP) Funding** Approve

Action would: 1) Agree to comply with all conditions and requirements set forth in the Certification and Assurances Document, and applicable statutes, regulations, and guidelines for all LCTOP funded transit projects; and 2) Authorize the Chief Executive Officer (CEO), or designated representative, to execute all required documents of the LCTOP and any amendments thereto with the California Department of Transportation; and 3) Authorize the allocation of \$8,100,849 in Fiscal Year (FY) 2022-2023 LCTOP funding for the procurement of Battery Electric Buses (BEBs), which will reduce greenhouse gas emissions and improve mobility with a priority on serving Disadvantaged Communities (DAC); and 4) Certify that at least 50% of the total LCTOP funds received will be spent on projects or services that will benefit DACs identified in Section 39711 of the Health and Safety Code.
6. **San Diego Transit Enforcement (SDTE) Patio Upgrade – Work Order Agreement** Approve

Action would authorize the Chief Executive Officer (CEO) to execute Work Order MTSJOC324-27 under Job Order Contract (JOC) to MTS Doc. No. PWG324.0-21 (in substantially the same format as Attachment A) with ABC General Contracting, Inc. (ABCGC), in the amount of \$149,913.51, for rehabilitating the patio area that is in use by SDTE officers adjacent to Building C.
7. **Design Services for South Bay Maintenance Facility (SBMF) Electric Bus Charging Project – Work Order Agreement** Approve

Action would authorize the Chief Executive Officer (CEO) to execute Work Order No. WOA353-AE-18 (in substantially the same format as Attachment A) under MTS Doc No. PWL353.0-22 with Dokken Engineering (Dokken) in the amount of \$16192.32, for the design of charging platforms, separate add alternate bid package, and additional design support during construction (DSDC) services.
8. **Special Trackwork Replacement – Work Order Agreement** Approve

Action would authorize the Chief Executive Officer (CEO) to execute Work Order WOA352-AE-12 under MTS Doc. No. PWL352.0-22 (in substantially the same format as Attachment A) with HDR Inc. (HDR), in the amount of \$413,230.03 for design services for special trackwork replacement at the Yard A track and Newton crossover.
9. **Right-of-Entry Engineering Services – Work Order Agreement** Approve

Action would authorize the Chief Executive Officer (CEO) to execute Work Order WOA355-AE-10 under MTS Doc. No. PWL355.0-22 (in substantially the same format as Attachment A) with Psomas in the amount of \$475,914.28 to perform right-of-entry (ROE) engineering review services for a period of one (1) year to support the MTS Land Management Department.

- 10. Declaration of Surplus Property and Authorization of Transfer** Approve
- Action would declare the property located at the eastern corner of Camino de la Plaza and Interstate 5 in San Ysidro, San Diego, California (Assessor's Parcel Number 667-020-76-00) (Property) as "exempt surplus land" for purposes of Government code sections 54221, et seq, and approve the transfer of land to the United States Federal Government (USA).

DISCUSSION AND REPORT ITEMS

- 11. Fiscal Year (FY) 2024 Operating Budget Discussion (Mike Thompson)** Informational
- 12. Fiscal Year (FY) 2024 Capital Improvement Program (CIP) (Mike Thompson)** Approve
- Action would: 1) Approve the FY 2024 CIP with the estimated federal and nonfederal funding levels (Attachments A and B). As the federal appropriation figures are finalized and/or other project funding sources become available, allow the Chief Executive Officer (CEO) to identify and adjust projects for the adjusted funding levels; 2) Recommend that the San Diego Association of Governments (SANDAG) Board of Directors approve the submittal of Federal Section 5307, 5337, and 5339 applications for the MTS FY 2024 CIP (shown in Attachment A); and 3) Recommend that the SANDAG Board of Directors approve amendment number 3 of the 2023 Regional Transportation Improvement Program (RTIP) in accordance with the FY 2024 CIP recommendations.
- 13. Imperial Avenue Terminal (IMT) Transit Center Expansion and Joint Development Project – Exclusive Negotiation Agreement** Approve
- Action would authorize the Chief Executive Officer to enter into an Exclusive Negotiating Agreement with the San Diego Foundation for a potential joint development project at 1313 National Avenue and 1344 National Avenue.

OTHER ITEMS

- 14. Chair's Report** Informational
- 15. Chief Executive Officer's Report** Informational
- 16. Board Member Communications** Informational
- 17. Additional Public Comments Not on The Agenda**
- If the limit of 5 speakers is exceeded under No. 3 (Public Comments) on this agenda, additional speakers will be taken at this time. Subjects of previous hearings or agenda items may not again be addressed under Public Comments.

CLOSED SESSION

- | | | |
|------------|--|-----------------|
| 18. | Closed Session – Conference with Legal Counsel – Existing Litigation Pursuant to California Government Code Section 54956.9(d)(1)
<i>Grecia Figueroa v Nathan Fletcher, San Diego Metropolitan Transit System, et al.</i> San Diego Superior Court Case No. 37-2023-00012828-CU-OE-CTL | Possible Action |
| 19. | Closed Session – Conference with Legal Counsel – Anticipated Litigation
Significant exposure to litigation pursuant to paragraph (2) or (3) of subdivision (d) of Section 54956.9: (Claimant: Veda Short; bus incident 3-19-2023) | Possible Action |
| 20. | Closed Session – Conference with Legal Counsel – Existing Litigation Pursuant to California Government Code Section 54956.9(d)(1)
Adan Soto vs Metropolitan Transit System, et al.
San Diego Superior Court Case No. 37-2021-00027416-CU-PA-CTL | Possible Action |

ADJOURNMENT

- | | |
|------------|---|
| 21. | Next Meeting Date
The next Board of Director’s meeting is scheduled for May 18, 2023 at 9:00am. |
| 22. | Adjournment |



Agenda Item No. 3

MEETING OF THE SAN DIEGO METROPOLITAN TRANSIT SYSTEM BOARD OF DIRECTORS

April 20, 2023

SUBJECT:

Chairperson and Board Leadership Nomination

RECOMMENDATION:

That the San Diego Metropolitan Transit System (MTS) Board of Directors:

- 1) Consider the Executive Committee recommendation to nominate Board Member Dillard as Chairperson for the remainder of the current term until December 31, 2023;
- 2) Consider the Executive Committee recommendation to nominate Board Member Goble as Chairperson for the remainder of the current term until December 31, 2023;
- 3) Consider the Executive Committee recommendation to nominate Board Member Whitburn as Chairperson for the remainder of the current term until December 31, 2023;
- 4) Consider the Ad Hoc Nominating recommendation to nominate Board Member Whitburn as Chairperson for the remainder of the current term until December 31, 2023; and
- 5) Elect other vacant Board Leadership positions, as necessary.

Budget Impact

None.

DISCUSSION:

Nathan Fletcher has resigned as MTS Chairperson effective March 28, 2023. The two-year chair term expires December 31, 2023.



Board Policy 22.6 provides the process for nominating candidates for the Board to consider for vacant chair position:

22.6 Chairperson

Prior to the expiration of a Chairperson's term, the Executive Committee shall make a recommendation to the Board on whether to reelect the current Chairperson. In the event that the Board does not reelect a chairperson, **or in the event of a vacancy in the position of Chairperson, the Executive Committee shall create an ad hoc nominating committee that shall, by whatever means it deems appropriate, recommend to the Board a candidate or candidates for the position of Chairperson. The Board shall then vote to elect a Chairperson in accordance with Section 22.1.2(e).**

Public Utilities Code Section 120050.2 and MTS Board Policy 22.1.2(e) establish the procedure for selection of the MTS chairperson: "The chairperson shall be selected by a two-thirds vote of the board, a quorum being present. The chairperson shall serve for a term of two years, except that he or she is subject to removal at any time by a two-thirds vote of the board, a quorum being present."

Consistent with Policy 22.6 regarding nomination of chair candidates, at its April 13, 2023 meeting, the Executive Committee took the following four (4) actions:

- 1) **Create an Ad Hoc Nominating Committee to recommend to the Board of Directors a candidate or candidates for the position of Chairperson.**
 - The Executive Committee unanimously appointed the following seven (7) Board Members to the Ad Hoc Nominating Committee*:
 - Vice Chair Whitburn
 - Board Member Bush
 - Board Member Chavez
 - Board Member Elo-Rivera
 - Board Member Gloria
 - Board Member Hall
 - Board Member Moreno*
 - *Clerk's note: Board Member Moreno was initially appointed to the Ad Hoc Nominating Committee, but subsequently removed her name from the Committee.
- 2) **Make a recommendation to the Ad Hoc Nominating Committee and to the Board of Directors to nominate Board Member Dillard as a candidate for Chairperson. The vote was 3 to 1 in favor** (Board Members Bush, Elo-Rivera, and Moreno voting yes; Board Member Hall voting no; Vice Chair Whitburn abstaining; and Board Member Vargas absent).
- 3) **Make a recommendation to the Ad Hoc Nominating Committee and to the Board of Directors to nominate Board Member Whitburn as a candidate for Chairperson. The vote was 3 to 1 in favor** (Board Members Bush, Elo-Rivera, and Hall voting yes; Board Member Moreno voting no; Vice Chair Whitburn abstaining; and Board Member Vargas absent).

- 4) **Make a recommendation to the Ad Hoc Nominating Committee and to the Board of Directors to nominate Board Member Goble as a candidate for Chairperson. The vote was 4 to 0 in favor** (Board Members Bush, Elo-Rivera, Hall, and Moreno voting yes; Vice Chair Whitburn abstaining; and Board Member Vargas absent).

Subsequently, at its April 14, 2023 meeting, the Ad Hoc Nominating Committee met for the purpose of making recommendations for a candidate or candidates for the position of Chairperson. **The Ad Hoc Nominating Committee made a recommendation to the Board of Directors to nominate Board Member Whitburn as Chairperson. The vote was 3 to 0 in favor** (Board Members Bush, Chavez, and Gloria voting yes; Board Member Whitburn abstaining; and Board Members Elo-Rivera and Hall absent).

Therefore, today's proposed action is for the Board to elect a chairperson from the candidates nominated by the Executive Committee and/or the Ad Hoc Nominating Committee, or as otherwise nominated during today's meeting. Under the Public Utilities Code section 120050.2 requirement that "The chairperson shall be selected by a two-thirds vote of the board, a quorum being present", this means that AT LEAST 10 Board members must vote in favor the successful chair candidate; if a weighted vote is called, then at least 3 jurisdictions and 67 votes are required to elect a chair candidate.

In the event a Board chair is chosen from the current Board leadership positions of Vice Chair or Chair Pro Tem, then the Board may also take action to fill those positions. Votes on Vice Chair and Chair Pro Tem only require a majority vote of the members present.

Today's recommendation from the Executive Committee and Ad Hoc Nominating Committee is for the MTS Board of Directors to:

- 1) Consider the Executive Committee recommendation to nominate Board Member Dillard as Chairperson for the remainder of the current term until December 31, 2023;
- 2) Consider the Executive Committee recommendation to nominate Board Member Goble as for Chairperson for the remainder of the current term until December 31, 2023;
- 3) Consider the Executive Committee recommendation to nominate Board Member Whitburn as Chairperson for the remainder of the current term until December 31, 2023;
- 4) Consider the Ad Hoc Nominating recommendation to nominate Board Member Whitburn as Chairperson for the remainder of the current term until December 31, 2023; and
- 5) Elect other vacant Board Leadership positions, as necessary.

/S/ Sharon Cooney
Sharon Cooney
Chief Executive Officer

Key Staff Contact: Julia Tuer, 619.557.4515, Julia.Tuer@sdmts.com

DRAFT MINUTES
MEETING OF THE SAN DIEGO METROPOLITAN TRANSIT SYSTEM
BOARD OF DIRECTORS

March 16, 2023

[Clerk's note: Except where noted, public, staff and board member comments are paraphrased. The full comment can be heard by reviewing the recording at the [MTS website](#).]

1. Roll Call

Chair Fletcher called the Board meeting to order at 9:01 a.m. A roll call sheet listing Board member attendance is attached.

2. Public Comment

Alex Wong – Provided a verbal statement to the Board during the meeting. Wong encouraged transportation frequency at the busiest transit lines and commended the agency for their 2022 ridership recovery on the light rail system.

CONSENT ITEMS:

3. Approval of Minutes

Action would approve the February 16, 2023 Board of Director meeting minutes.

4. Imperial Avenue Division (IAD) Chassis Wash Cover – Work Order

Action would authorize the Chief Executive Officer (CEO) to execute Work Order MTSJOC324-19 under Job Order Contract (JOC) MTS Doc. No. PWG324.0-21 with ABC General Contracting, Inc. (ABCGC) in the amount of \$448,798.80 to construct a cover over the bus chassis wash area at IAD.

5. Property Insurance Renewal

Action would authorize the Chief Executive Officer (CEO) to renew the property insurance coverage for the San Diego Metropolitan Transit System (MTS), San Diego Transit Corporation (SDTC), and San Diego Trolley, Inc. (SDTI) with the Public Risk Innovation, Solutions, and Management (PRISM) Property Insurance Program, effective March 31, 2023 through March 31, 2024, with various coverage deductibles of \$50,000 (real property, personal property and business interruption), \$100,000 (bus fleet), \$250,000 (light rail fleet) and \$3,000,000 sublimit each occurrence subject to a \$500,000 deductible for unscheduled infrastructure.

6. Microsoft 365 Implementation Consultant – Contract Award

Action would authorize the Chief Executive Officer (CEO) to execute MTS Doc. No. G2689.0-23 with AdaptivEdge LLC, in the amount of \$332,380.00 for the provision of Microsoft (MS) 365 implementation consulting services.

7. Battery Electric Bus (BEB) Charge Management Software System – Contract Award

Action would authorize the Chief Executive Officer (CEO) to execute MTS Doc. No. B0751.0-23 with BP Pulse Fleet North America Inc., ("BP Pulse") for \$1,505,322.73 for charge management software system, for five (5) base years, and two (2) option years exercisable at MTS's sole discretion, for a total of seven (7) years.

8. SAP Punchout Catalog for Office Supplies – Piggyback Contract

Action would authorize the Chief Executive Officer (CEO) to execute MTS Doc. No. G2713.0-23 with ODP Business Solutions, Inc. (ODP) for a base period of April 1, 2023 through December 31, 2024 and three (3) option years for SAP punchout catalog for office supply purchases for a total contract amount of \$600,000.

9. 115 Re Head Hardened Steel Rail – Contract Award

Action would authorize the Chief Executive Officer (CEO) to: 1) Execute MTS Doc. No. L1628.0-23 with A&K Railroad Materials, Inc. (A&K), for the provision of 212 tons of 115 RE Head Hardened Steel Rail at a cost of \$506,929.57 plus an option for the purchase of an additional 106 tons of 115 RE Head Hardened Steel Rail in 2024/2025 at a cost of \$285,890.42, for an overall estimated contract total of \$792,820.00; and 2) Exercise the option purchase at the CEO's discretion.

10. Blue Line Right-Of-Way Fencing Repairs – Work Order Agreement

Action would authorize the Chief Executive Officer (CEO) to execute Work Order MTSJOC347-09 under Job Order Contract (JOC) to MTS Doc. No. PWG347.0-22, with ABC General Contractor, Inc. (ABCGC), in the amount of \$301,035.56 for the removal and replacement of chain link fence sections along the Blue Line right-of-way.

11. Blue Line Right of Way Retaining Wall – Work Order

Action would authorize the Chief Executive Officer (CEO) to execute Work Order No. MTSJOC348-01, under MTS Doc. No. PWG480.0-22, with Veterans Engineering Services, Inc. (Veterans), in the amount of \$1,241,292.37 for the installation of 550 linear feet of a new sheet pile retaining wall near Switch 85 along the Blue Line right-of-way.

Action on Recommended Consent Items

Chair Fletcher moved to approve Consent Agenda Item Nos. 3 to 11. Vice Chair Whitburn seconded the motion, and the vote was 13 to 0 in favor with Board Member Elo-Rivera and Board Member Hall absent.

NOTICED PUBLIC HEARINGS

12. Iris Rapid Public Hearing (Denis Desmond)

Denis Desmond, MTS Director of Planning, presented on the Iris Rapid Public Hearing. He outlined the following items: Iris Rapid route, outreach, community destinations, travel priorities, rapid electric, capital projects, rapid station amenities, Cross Border Express and staff recommendations.

Public Comment

Carolina Martinez – A resident of Imperial Beach made a verbal statement to the Board during the meeting. Martinez is excited about the project as it immediately delivers outcomes.

Corinna Contreras – Representing Climate Action Campaign made a verbal statement to the Board during the meeting. Contreras supported the project because it connected various communities and had positive environmental impacts.

Committee Comment

Board Member Moreno expressed her excitement for the launch of the Iris Rapid and noted the necessary connection between the west and east link of the Border. She noted the substantial pedestrian traffic at the Border and listed the various service benefits. She considered the Rapid line an investment in the Blue Line and important to connect District 8 residents to local beaches. She asked that the Board explore potential service from Cross Border Express (CBX) and noted there was not an efficient public transportation option to CBX as passenger options continue to increase. She was excited about the line since it could be implemented of the line because it was a tangible improvement with a short implementation timeline.

Board Member Donovan asked what the benefits were to waiving Policy 42's one-year trial period. Mr. Desmond responded that Policy 42 lists that the route would be a pilot, however because this project has a \$37 million capital investment, coupled with the fact that the route is replacing a current route, staff feels confident that it would be successful and does not believe it would be necessary for a pilot program. Chair Fletcher commented that the agency would not make such a substantive capital investment if it didn't believe it would be successful. Ms. Cooney clarified that the agency received the Transit and Intercity Rail Capital Program (TIRCP) grant to operate the route for a minimum of 3 years. Ms. Cooney highlighted this information because the staff would address the budget deficit in the following item.

Board Member Chavez stressed the importance of the route for the bi-national community to minimize wait time between the border for the workforce and students. She supported Board Member Moreno's direction to study CBX as a stop option.

Action Taken

Board Member Moreno moved to 1) Receive public testimony; and 2) Approve the implementation of the Iris Rapid as a permanent route, waiving the Policy 42 twelve-month trial; and the replacement of Route 950 and 3) for staff to explore CBX connector options and report findings back to the Board. Board Member Gastil seconded the motion, and the vote was 14 to 0 in favor with Board Member Hall absent.

DISCUSSION ITEMS AND REPORT ITEMS:

13. Fiscal Year (FY) 2023 Operating Budget Mid-Year Amendment (Mike Thompson)

Mike Thompson, MTS Director of Finance, presented on FY 2023 Operating Budget Mid-Year Amendment. He outlined the following information: Revenue Assumptions Subsidy Revenues, Passenger Fare Revenue, Revenue Summary, Expense Assumptions with service levels, personnel, purchased transportation, outside services, energy, expense summary, Consolidated Revenues less Expenses, structural deficit, and staff's recommendation.

Public Comment

Corinna Contreras – Representing Climate Action Campaign made a verbal statement to the Board during the meeting. Contreras asked the Board to show the amount of bus operators needed to support the system. Contreras stressed the importance of system reliability in order to entice and retain ridership.

Committee Comment

Board Member Montgomery Steppe appreciated the presentation and supported the federal stimulus fund recommendation to recover from the structural deficit. She asked staff to explain how the driver shortage, passenger revenue and farebox recovery affect the agency. Mr. Thompson explained that farebox recovery is passenger revenue divided by the expenses of operating services. He explained that the agency was at approximately 20% farebox recovery for the operating service and in previous years was at the 40% range. Ms. Cooney noted that if fares do not increase at the same percentage each year as the agency's operating costs, then the farebox recovery declines. Board Member Montgomery Steppe encouraged staff to research the status of the Transportation Development Act Reform Task Force. In 2018, the State Assembly and Senate Transportation Committee Chairs asked the California Transit Association to establish a task force, some responsibilities include the review of the Transportation Development Act (TDA) performance measures such as farebox recovery challenges and to develop legislative recommendations for any reforms or changes, along with the current programs the current task force chooses to recommend by 2020. She summarized that the task force is meant to relieve stress from the California transit operators. She believed it would be a good opportunity to build on the discussion and asked that staff present a stand-alone item regarding the Transportation Development Act Reform Task Force at a future meeting.

Board Member Bush asked staff to clarify the driver shortage number. Mike Wygant, Chief Operations Officer for Bus, noted that the agency's budgetary staffing count for in house operators is 540 and the agency is short 67 operators. The Transdev contract for fixed route is short 68 operators with a larger budgetary staffing base. Board Member Bush asked staff to confirm that meant there was a 12% vacancy. Ms. Cooney added that the shortage was close to the service cut. Mr. Wygant replied that the agency cut roughly 9% of service. Board Member Bush wanted to gauge how severe the current shortage was compared to historical standards. Mr. Wygant replied that the 9% figure was the amount needed to restore service to pre-COVID levels. To fill today's service, the agency has just enough drivers but is continuing to hire in order to restore service by the summer. On the contracted side, they need some level of overtime or level of call back to cover today's service. Board Member Bush was concerned of initial service level cuts because it hurts the agency's long-term efforts to attract riders. He asked staff if the majority of the service cuts were because of driver shortages. Ms. Cooney replied that the commuter express busses on the I-15 were low in ridership and much of the service cuts were done on those routes; ridership has not recovered for those routes since they cater to office worker traveling into the downtown area. All other service cuts are based on driver shortages. Board Member Bush asked how staff decides how service areas are cut. He mentioned that he no longer takes the bus because he waits longer than usual for a bus. Ms. Cooney noted that those long wait times may be attributed to missed service due to the driver shortage. Mr. Desmond clarified that the agency has cut service throughout the system with the intention to make minimal impacts for riders.

Board Member Elo-Rivera acknowledged that this was an ongoing conversation since he joined the Board. He encouraged staff to address alternative revenue opportunities to address the shortfalls such as corporate sponsorships or digital advertising; he was concerned that the costs would be placed on riders.

Action Taken

Board Member Montgomery Steppe moved to 1) Enact Resolution No. 23-02 amending the FY 2023 operating budget for MTS, San Diego Transit Corporation (SDTC), San Diego Trolley, Inc. (SDTI), MTS Contract Services, and the Coronado Ferry; and 2) Direct staff to accelerate the draws of Federal Stimulus funding and create an Operating Deficit Reserve with this excess funding for use in future fiscal years 3) for staff to bring back a presentation at a subsequent Board meeting on the Transportation Development Act Reform Task Force 4) Staff to propose a strategy for additional non-fare revenue. Chair Fletcher seconded the motion, and the vote was 14 to 0 in favor with Board Member Hall absent.

14. Fiscal Year (FY) 2024 Operating Budget (Mike Thompson)

Mike Thompson, MTS Director of Financial Planning and Analysis, presented on FY 2024 Operating Budget. He discussed: revenue assumptions, service levels, expense assumptions, preliminary projection, structural deficit, potential state assistance options, FY 24 Budget Development calendar.

Committee Comment

Chair Fletcher added that the item allows the Board to think about the operating budget. He encouraged the Board to define concrete steps to address the deficit as the Board recognized that the excess funds will not always be available to draw from. Chair Fletcher clarified that the agency does have federal funds and can anticipate surviving on the funds through 2027. He encouraged the Board to address the problem now so that the Board in the future is not burdened with these challenges. He acknowledged that at the time Elevate SD 2020 was proposed, the agency did not have a structural deficit, had an increase in ridership and the economy was stable.

Board Member Montgomery Steppe also acknowledged that the TDA task force should be able to help the agency in some way. She encouraged the Board to have a workshop to assess all the various impacts simultaneously. She did not want to be a region that did not prioritize transit dependent riders.

Chair Fletcher asked staff to timeline strategies to address issues in a 3-year impact period.

Board Member Elo-Rivera hoped to see optimization of assets such as advertising, kiosks and real estate properties. He also asked that the Board explore ways to encourage tourists to navigate the City via public transit as choice riders.

Board Member Goble encouraged the Board to address the first and last mile obstacle and stated that this would entice new riders to use the system. He noted SANDAG's recession predictions created questions about how that would impact ridership. He also pointed out the driver shortage obstacles due to competitive wages in other industries. Ms. Cooney agreed that the agency also hoped to onboard more riders. She noted that every ride is subsidized and would continue to be subsidized, unless fares were restructured to receive the full, unsubsidized trip cost. She agreed that transit agencies need to be bold in discussions with the state in advocating for transit funding needs. She noted that the industry needs to explore another funding source similar to TDA to dedicate funding to transit operators.

Board Member Moreno was encouraged to see monthly year over year increases in passengers from 20% to 40%. At the Budget Development Committee, she recommended for state

mandates to be assessed and for the agency to seek relief from those mandates. She pointed out that many transit systems across the US need a bail out and stated that MTS is doing well in comparison with other systems. If the federal government did provide relief, she wanted MTS to be at the forefront.

Board Member Gastil acknowledged his budget cut experience and stated that the agency should start this assessment early and diversify the cut. If the Board were to cut service, he did not want to target areas where riders were dependent. Board Member Gastil urged the Board to have an affordable monthly pass. He believed that making it easy and predictable to pay fare is the best approach. He did not believe that deferring capital investments was a good plan and believed that one-year delays may be a strategy. He encouraged the agency put out a ballot measure, but acknowledged that the agency needed current research to understand the viability of any option. He encouraged staff to give riders the opportunity to pay for the services they want. He suggested a state wide coalition for a ballot measure.

Action Taken

Informational item only. No action taken.

15. Fiscal Year (FY) 2023 Mid-Year Performance Monitoring Report (Denis Desmond, Neomi Woods)

Denis Desmond, MTS Director of Planning, presented on FY 2023 Mid-Year Performance Monitoring Report. He outlined the following information: Policy 42 evaluation criteria, ridership, total passengers, weekday average, monthly passengers, passengers per revenue hour and on-time performance.

Action Taken

No action taken. Informational item only.

16. PRONTO Fare System Update (Emily Outlaw, Israel Maldonado, Kristine Villa)

Israel Maldonado, MTS Fare Systems Administrator, Mark Olson, MTS Director of Marketing and Communications, and Kristine Villa, MTS Deputy Fare Systems Administrator, presented on PRONTO Fare System Update. They provided details on: PRONTO currently, tapping and scanning on the trolley system and challenges, and solutions, PRONTO roadmap, open payments, workshops, the minimum viable product, challenges and mitigation strategy and timeline.

Public Comment

Sally Smull – A resident of District 4 provided a verbal statement to the Board during the meeting. Smull noted technical difficulties with the PRONTO system and is happy to hear the agency striving towards the open fare system. Smull asked for a one-way fare with a 2-hour transfer for riders who take short trips or can not afford a day pass.

Connor Proctor – A co-founder of Ride SD made a verbal statement to the Board during the meeting. Proctor spoke about the inception of Ride SD and its mission. Proctor listed the various benefits of the open payment system. Proctor encouraged the implementation of a one-way fare with the 2-hour transfer. Proctor noted potential obstacles with consistent marketing messaging.

Leif Gensert – Representing Ride SD made a verbal statement to the Board during the meeting. Gensert compared PRONTO to London's fare system and encouraged the implementation of a one-way fare with the 2-hour transfer. Gensert noted potential obstacles with consistent marketing messaging.

Henry Agnew – Made a verbal statement to the Board during the meeting. Agnew noted that the virtual PRONTO card was not listed as an option instead of using the QR or bar code in the application and encouraged the option. Agnew asked if the ticketing machines would also be able to validate open payments once the feature is released in a year.

Jon Anderson – Representing Ride SD and a resident of Hillcrest made a verbal statement to the Board during the meeting. Anderson supported the implementation of a one-way fare with the 2-hour transfer and noted potential obstacles with consistent marketing messaging.

Corinna Contreras – Representing Climate Action Campaign made a verbal statement to the Board during the meeting. Contreras noted a presentation at NCTD to tap a virtual PRONTO card. Contreras asked if the agency had a way to manage the PRONTO wallet for families with discounted fares and supported the implementation of a one-way fare with the 2-hour transfer.

Committee Comment

Board Member Goble noted that there was currently \$5 million in stored value on PRONTO. He suggested a rider prize incentive to win a prize, each tap is an entry to win the prize provided by an MTS vendor at no cost.

Action Taken

No action taken. Informational item only.

OTHER ITEMS:

17. Chair Report

There was no Chair report.

18. Chief Executive Officer's Report

Ms. Cooney noted that March 17 was National Transit Driver Appreciation Day and encouraged the Board to share MTS's messaging on social media.

19. Board Member Communications

There were no Board Member communications.

20. Additional Public Comments on Items Not on the Agenda

There were no additional public comments.

CLOSED SESSION:

The Board convened to Closed Session at 11:09 a.m.

21. Closed Session – Conference with Legal Counsel – Existing Litigation Pursuant to California Government Code Section 54956.9(d)(1)

Christine Hall v San Diego Metropolitan Transit System et al.

San Diego Superior Court Case No. 37-2018-00040358-CU-PA-CTL

Karen Landers, General Counsel, reported the following oral report of final actions taken in Closed Session: the Board approved a mediator's proposal to settle this litigation case for \$225,000. The vote was approved with 12 members voting yes including Bush, Chavez, Donovan, Elo-Rivera, Fletcher, Frank, Gastil, Moreno, Goble, Cardenas, Montgomery Steppe, Whitburn with 3 members absent including Hall, Dillard, Leyba-Gonzalez.

22. Closed Session – Conference with Real Property Negotiators Pursuant to California Government Code Section 54956.8

5801 and 5805 Fairmount Ave, San Diego, CA (APNs 461-320-20 and 461-320-21)

Agency Negotiators: Sharon Cooney, Chief Executive Officer; Karen Landers, General Counsel; Heather Furey, Director of Capital Projects; Sean Myott, Manager of Real Estate Assets;

Negotiating Parties: Four D Properties, Inc.

Under Negotiation: Price and Terms of Payment

Karen Landers, General Counsel, reported the following oral report of final actions taken in Closed Session: the Board received a report from negotiators and gave instructions.

23. Closed Session – Conference with Real Property Negotiators Pursuant to California Government Code Section 54956.8

9805 Prospect Avenue and 8547 Cuyamaca Street, Santee, CA (APNs 384-190-44 and 384-190-74)

Agency Negotiators: Sharon Cooney, Chief Executive Officer; Karen Landers, General Counsel; Heather Furey, Director of Capital Projects; Sean Myott, Manager of Real Estate Assets; Chip Willett, Bender Rosenthal Inc.

Negotiating Parties: 2525 Ramona, LLC., or related assignee; Adel Somo and/or Assignee(s); Brian Garmo, and/or assignee; CEG Capital Partners, or Assignee; Chris Salem; Mishil Yousif, Sami Younan, Sami Harmis and/or Assignees; Raad Attisha and Amad Attisha, or assignee; Sage Investco Deux, LLC and/or assigns; Sam Hanna/AY Hanna and or assignee

Under Negotiation: Price and Terms of Payment

Karen Landers, General Counsel, reported the following oral report of final actions taken in Closed Session: the Board received a report and gave instructions to negotiators.

The Board reconvened to Open Session at 11:40 a.m.

ADJOURNMENT

24. Next Meeting Date

The next regularly scheduled Board meeting is April 20, 2023 at 9:00am.*

*Clerk's note: This meeting was subsequently changed to an 8:00am start time.

25. Adjournment

The meeting was adjourned at 11:41am.

Chairperson
San Diego Metropolitan Transit System

Filed by:

Approved as to form:

Clerk of the Board
San Diego Metropolitan Transit System

General Counsel
San Diego Metropolitan Transit
System

Attachment: Roll Call Sheet

SAN DIEGO METROPOLITAN TRANSIT SYSTEM
BOARD OF DIRECTORS
ROLL CALL

MEETING OF (DATE): March 16, 2023 CALL TO ORDER (TIME): 9:01 am
 RECESS: _____ RECONVENE: _____
 CLOSED SESSION: 11:09am RECONVENE: 11:40am
 PUBLIC HEARING: 9:06 RECONVENE: 9:28am
 ORDINANCES ADOPTED: _____ ADJOURN: 11:41 am

JURISDICTION	BOARD MEMBER		ALTERNATE		PRESENT (TIME ARRIVED)	ABSENT (TIME LEFT)
City of Chula Vista	Chavez	<input checked="" type="checkbox"/>	Cardenas	<input type="checkbox"/>	9:01am	11:44am
City of Chula Vista	McCann	<input type="checkbox"/>	Cardenas	<input checked="" type="checkbox"/>	9:12am	11:44am
City of Coronado	Donovan	<input checked="" type="checkbox"/>	Duncan	<input type="checkbox"/>	9:01am	11:44am
County of San Diego (Chair)	Fletcher	<input checked="" type="checkbox"/>	Vargas	<input type="checkbox"/>	9:01am	11:44am
City of El Cajon	Goble	<input checked="" type="checkbox"/>	Ortiz	<input type="checkbox"/>	9:01am	11:44am
City of Imperial Beach	Leyba-Gonzalez	<input type="checkbox"/>	Aguirre	<input type="checkbox"/>	ABSENT	ABSENT
City of La Mesa	Dillard	<input checked="" type="checkbox"/>	Arapostathis	<input type="checkbox"/>	9:01am	11:09am
City of Lemon Grove	Gastil	<input checked="" type="checkbox"/>	Mendoza	<input type="checkbox"/>	9:01am	11:44am
City of National City (Vice Chair)	Bush	<input checked="" type="checkbox"/>	Rodriguez	<input type="checkbox"/>	9:03am	11:44am
City of Poway	Frank	<input checked="" type="checkbox"/>	Pepin	<input type="checkbox"/>	9:01am	11:44am
City of San Diego	Montgomery Steppe	<input checked="" type="checkbox"/>	Von Wilpert	<input type="checkbox"/>	9:01am	11:44am
City of San Diego	Elo-Rivera	<input checked="" type="checkbox"/>	LaCava	<input type="checkbox"/>	9:07am	11:44am
City of San Diego	Gloria	<input type="checkbox"/>	Moreno	<input checked="" type="checkbox"/>	9:01am 10:12am	9:40am 11:44am
City of San Diego	Whitburn	<input checked="" type="checkbox"/>	Campillo	<input type="checkbox"/>	9:01am	10:00am
City of Santee	Hall	<input type="checkbox"/>	Koval	<input type="checkbox"/>	ABSENT	ABSENT

SIGNED BY THE CLERK OF THE BOARD:

/S/ Dalia Gonzalez

DRAFT MINUTES
MEETING OF THE SAN DIEGO METROPOLITAN TRANSIT SYSTEM
SPECIAL BOARD OF DIRECTORS

April 06, 2023

[Clerk's note: Except where noted, public, staff and board member comments are paraphrased. The full comment can be heard by reviewing the recording at the [MTS website](#).]

1. Roll Call

Vice Chair Whitburn called the Board meeting to order at 8:31 a.m. A roll call sheet listing Board member attendance is attached.

2. Public Comments

Mary Davis – Provided a verbal statement to the Board during the meeting. Davis stated their opposition against Nathan Fletcher and requested a video format for meetings.

CLOSED SESSION:

The Board convened to Closed Session at 8:36 a.m.

3. Closed Session – Conference with Legal Counsel – Existing Litigation Pursuant to California Government Code Section 54956.9(d)(1)

Grecia Figueroa v Nathan Fletcher, San Diego Metropolitan Transit System, et al. San Diego Superior Court Case No. 37-2023-00012828-CU-OE-CTL

The Board reconvened to Open Session at 10:43 a.m.

Karen Landers, General Counsel, reported the following oral report of final actions taken in Closed Session: The Board received a report from legal counsel and gave instructions and authorized a statement of the Board that will be delivered by Vice Chair Whitburn.

ADJOURNMENT

4. Next Meeting Date

The next regularly scheduled Board meeting is April 20, 2023 at 9am.

[Clerk's note: The April 20, 2023 Board meeting was subsequently changed to begin at 8:00am.]

5. Adjournment

The meeting was adjourned at 10:44 a.m.

Chairperson
San Diego Metropolitan Transit System

Filed by:

Approved as to form:

Clerk of the Board
San Diego Metropolitan Transit System

General Counsel
San Diego Metropolitan Transit System

Attachment: Roll Call Sheet

SAN DIEGO METROPOLITAN TRANSIT SYSTEM
SPECIAL BOARD OF DIRECTORS MEETING
ROLL CALL

MEETING OF (DATE):	<u>April 6, 2023</u>	CALL TO ORDER (TIME):	<u>8:31am</u>
RECESS:	<u></u>	RECONVENE:	<u></u>
CLOSED SESSION:	<u>8:36am</u>	RECONVENE:	<u>10:43am</u>
PUBLIC HEARING:	<u></u>	RECONVENE:	<u></u>
ORDINANCES ADOPTED:	<u></u>	ADJOURN:	<u>10:44am</u>

JURISDICTION	BOARD MEMBER		ALTERNATE		PRESENT (TIME ARRIVED)	ABSENT (TIME LEFT)
City of Chula Vista	Chavez	<input checked="" type="checkbox"/>	Cardenas	<input type="checkbox"/>	8:31am	10:43am
City of Chula Vista	McCann	<input type="checkbox"/>	Cardenas	<input type="checkbox"/>	ABSENT	ABSENT
City of Coronado	Donovan	<input checked="" type="checkbox"/>	Duncan	<input type="checkbox"/>	8:31am	10:43am
County of San Diego		<input type="checkbox"/>	Vargas	<input type="checkbox"/>	ABSENT	ABSENT
City of El Cajon	Goble	<input checked="" type="checkbox"/>	Ortiz	<input type="checkbox"/>	8:31am	10:43am
City of Imperial Beach	Leyba-Gonzalez	<input checked="" type="checkbox"/>	Aguirre	<input type="checkbox"/>	8:31am	8:36am
City of La Mesa	Dillard	<input checked="" type="checkbox"/>	Arapostathis	<input type="checkbox"/>	8:34am	10:43am
City of Lemon Grove	Gastil	<input checked="" type="checkbox"/>	Mendoza	<input type="checkbox"/>	8:31am	10:43am
City of National City	Bush	<input checked="" type="checkbox"/>	Rodriguez	<input type="checkbox"/>	8:34am	10:43am
City of Poway	Frank	<input type="checkbox"/>	Pepin	<input checked="" type="checkbox"/>	8:31am	10:43am
City of San Diego	Montgomery Steppe	<input checked="" type="checkbox"/>	Von Wilpert	<input type="checkbox"/>	8:31am	10:43am
City of San Diego	Elo-Rivera	<input checked="" type="checkbox"/>	LaCava	<input type="checkbox"/>	8:31am	10:43am
City of San Diego	Gloria	<input type="checkbox"/>	Moreno	<input checked="" type="checkbox"/>	8:34am	10:43am
City of San Diego	Whitburn (Vice-Chair)	<input checked="" type="checkbox"/>	Campillo	<input type="checkbox"/>	8:31am	10:43am
City of Santee	Hall	<input checked="" type="checkbox"/>	Koval	<input type="checkbox"/>	8:31am	10:43am

SIGNED BY THE CLERK OF THE BOARD:

/S/ Jan Gardetto



Agenda Item No. 5

MEETING OF THE SAN DIEGO METROPOLITAN TRANSIT SYSTEM BOARD OF DIRECTORS

April 20, 2023

SUBJECT:

Fiscal Year (FY) 2022-2023 Low Carbon Transit Operations Program (LCTOP) Funding

RECOMMENDATION:

That the San Diego Metropolitan Transit System (MTS) Board of Directors adopt Resolution No. 23-03 in order to:

- 1) Agree to comply with all conditions and requirements set forth in the Certification and Assurances Document, and applicable statutes, regulations, and guidelines for all LCTOP funded transit projects; and
- 2) Authorize the Chief Executive Officer (CEO), or designated representative, to execute all required documents of the LCTOP and any amendments thereto with the California Department of Transportation; and
- 3) Authorize the allocation of \$8,100,849 in Fiscal Year (FY) 2022-2023 LCTOP funding for the procurement of Battery Electric Buses (BEBs), which will reduce greenhouse gas emissions and improve mobility with a priority on serving Disadvantaged Communities (DAC); and
- 4) Certify that at least 50% of the total LCTOP funds received will be spent on projects or services that will benefit DACs identified in Section 39711 of the Health and Safety Code.

Budget Impact

Resolution No. 23-03 would authorize the allocation of \$8,100,849 in FY 2022-2023 LCTOP funding for future BEB Procurement Projects.

DISCUSSION:

The LCTOP is one of several programs that are part of the Transit, Affordable Housing, and Sustainable Communities Program established by the California Legislature in 2014 by Senate Bill 862. The LCTOP is a formula-based program, which provides operating and capital assistance for transit agencies to reduce greenhouse gas emissions and improve mobility, with a priority on serving disadvantaged communities.



As a condition of the LCTOP, MTS must agree to comply with specific terms and conditions outlined in the LCTOP Certification and Assurances Form. In addition, the Board must authorize the CEO, or their designated representative, to execute all required documents of the LCTOP and amendments thereto with the California Department of Transportation.

Upon approval by the MTS Board, MTS will use the requested FY 2022-23 LCTOP apportionment of \$8,100,849 and future FY23-24, FY24-25 and FY25-26 LCTOP apportionments to fund future BEB procurement projects.

The LCTOP requires that the Board Resolution state DAC requirements if the service area of the implementing agency includes any DACs as identified by the California Environmental Protection Agency (CalEPA). The MTS service area includes 37 DACs as identified by CalEPA. Hence, MTS is required to certify that at least 50% of the total LCTOP funds received will be spent on projects or services that benefit DACs identified in Section 39711 of the Health and Safety Code. MTS staff has conducted an analysis of the project areas and determined that both projects will provide direct and meaningful benefits to DACs in the MTS service area, indicating that one hundred percent of the allocated funds will provide benefits to DACs.

Therefore, staff recommends the MTS Board of Directors adopt Resolution No. 23-03 in order to:

- 1) Agree to comply with all conditions and requirements set forth in the Certification and Assurances Document, and applicable statutes, regulations, and guidelines for all LCTOP funded transit projects; and
- 2) Authorize the Chief Executive Officer (CEO), or designated representative, to execute all required documents of the LCTOP and any amendments thereto with the California Department of Transportation; and
- 3) Authorize the allocation of \$8,100,849 in Fiscal Year (FY) 2022-2023 LCTOP funding for the procurement of Battery Electric Buses (BEBs), which will reduce greenhouse gas emissions and improve mobility with a priority on serving Disadvantaged Communities (DAC); and
- 4) Certify that at least 50% of the total LCTOP funds received will be spent on projects or services that will benefit DACs identified in Section 39711 of the Health and Safety Code.

/s/ Sharon Cooney
Sharon Cooney
Chief Executive Officer

Key Staff Contact: Julia Tuer, 619.557.4515, Julia.Tuer@sdmts.com

Attachment: A. Resolution No. 23-03

SAN DIEGO METROPOLITAN TRANSIT SYSTEM

Resolution No. 23-03

Resolution Authorizing the Execution of the Certifications and Assurances and Authorized Agent Forms for the 2022-2023 Low Carbon Transit Operations Program (LCTOP), and the Application of \$8,100,849 FY 2022-2023 LCTOP funding for future Battery Electric Bus Procurement Projects

WHEREAS, the San Diego Metropolitan Transit System (MTS) is an eligible project sponsor and may receive state funding from the LCTOP now or sometime in the future for transit projects; and

WHEREAS, the statutes related to state-funded transit projects require a local or regional implementing agency to abide by various regulations; and

WHEREAS, Senate Bill 862 named the California Department of Transportation as the administrative agency for the LCTOP; and

WHEREAS, the Department has developed guidelines for the purpose of administering and distributing LCTOP funds to eligible project sponsors (local agencies); and

WHEREAS, MTS wishes to delegate authorization to execute these documents and any amendments thereto to Sharon Cooney, Chief Executive Officer (CEO), and designated representatives; and

WHEREAS, MTS wishes to allocate \$8,100,849 from FY 2022-2023 LCTOP funds for the future Battery Electric Bus Procurement Project.

NOW THEREFORE, BE IT RESOLVED, DETERMINED, AND ORDERED by the MTS Board of Directors (Board), that MTS agrees to comply with all conditions and requirements set forth in the Certification and Assurances document, and applicable statutes, regulations, and guidelines for all LCTOP funded transit projects.

BE IT FURTHER RESOLVED by the Board that the CEO, or designated representative, be authorized to execute all required documents of the LCTOP program and any Amendments thereto with the California Department of Transportation.

BE IT FURTHER RESOLVED by the Board that MTS be authorized to apply for and use the FY 2022-2023 LCTOP funds, for a future BEB procurement project.

BE IT FURTHER RESOLVED by the Board that MTS agrees to spend at least 50% of all LCTOP funds received on projects or services that benefit SB535 Disadvantaged Communities.

PASSED AND ADOPTED, by the Board of Directors this 20th day of April, 2023 by the following vote:

AYES:

NAYS:

ABSENT:

ABSTAINING:

Chairperson
San Diego Metropolitan Transit System

Filed by:

Approved as to form:

Clerk of the Board
San Diego Metropolitan Transit System

General Counsel
San Diego Metropolitan Transit
System

Resolution No. 23-03



Agenda Item No. 6

MEETING OF THE SAN DIEGO METROPOLITAN TRANSIT SYSTEM BOARD OF DIRECTORS

April 20, 2023

SUBJECT:

San Diego Transit Enforcement (SDTE) Patio Upgrade – Work Order Agreement

RECOMMENDATION:

That the San Diego Metropolitan Transit System (MTS) Board of Directors authorize the Chief Executive Officer (CEO) to execute Work Order MTSJOC324-27 under Job Order Contract (JOC) to MTS Doc. No. PWG324.0-21 (in substantially the same format as Attachment A) with ABC General Contracting, Inc. (ABCGC), in the amount of \$149,913.51, for rehabilitating the patio area that is in use by SDTE officers adjacent to Building C.

Budget Impact

The total cost of this contract is estimated to be \$149,913.51. Under separate MTS Doc No. L1282.0-16, with The Gordian Group, MTS will pay a 1.95% JOC software license fee in the amount of \$2,923.31. This project is funded by MTS Capital improvement Project (CIP) WBSE 2006119001 – SDTE Patio Upgrade

DISCUSSION:

With the opening of the Mid-Coast Trolley extension, the MTS Transit Enforcement and Passenger Security staff levels have increased to support the additional track and stations. Due to the increase in personnel, there is limited work and break space within the Security area at Building C. There is an outdoor patio immediately adjacent to the Security lunch room, however this patio is exposed to the elements as it has no cover or walls.

This project consists of enclosing the exterior patio area by constructing new walls and a full roof over the existing shade structure as well as installing built-in counters, stools and picnic-style tables to create an additional weatherproof space to allow for Security personnel to conduct daily briefings, complete paperwork and take breaks.

On October 6, 2020, MTS issued an Invitation for Bids (IFB) seeking a contractor to provide JOC building and facilities construction services that primarily consists of repair, remodeling, or other repetitive work, and general building and facility contracting services. These services



include, but are not limited to, demolition, maintenance, and modification of existing buildings and facilities, as well as any required incidental professional and technical services.

JOC is a procurement method under which public agencies may accomplish frequently encountered repairs, maintenance, and construction projects through a single, competitively procured long-term agreement.

The JOC program includes a catalog of pricing for a variety of potential tasks to be performed under the contract that have been pre-priced by the contractor, the Gordian Group. All potential contractors are subject to the pricing within this catalog. Each contractor then includes an adjustment factor, escalating their proposed price from the catalog price, to determine the total cost of the task order. The adjustment factor represents an average percentage increase over the catalog price (i.e. 1.25 adjustment factor represents 25% above the catalog price) for that respective task within the project. In order to select the lowest responsive and responsible bidder, MTS staff compares each contractor's proposed adjustment factor.

Nine (9) bids were received and MTS determined that ABCGC was the lowest responsive and responsible bidder. On December 10, 2020, the MTS Board authorized the CEO to execute MTS Doc. No. PWG324.0-21 with ABCGC for General Building Construction Services.

Today's proposed action would issue a work order to ABCGC under this JOC master agreement. Pricing for this repair work order was reviewed and determined to be fair and reasonable. ABCGC will be providing all materials, labor, and equipment for the Building C patio rehabilitation. Work is expected to be completed by June 2023. There are five (5) subcontractors for this work order, listed within Attachment A.

Therefore, staff recommends that the MTS Board of Directors authorize the CEO to execute Work Order MTSJOC324-27 under JOC MTS Doc. No. PWG324.0-21 (in substantially the same format as Attachment A) with ABCGC, in the amount of \$149,913.51 for rehabilitating the patio area that is in use by SDTE officers adjacent to Building C.

/s/ Sharon Cooney
Sharon Cooney
Chief Executive Officer

Key Staff Contact: Julia Tuer, 619.557.4515, Julia.Tuer@sdmts.com

Attachment: A. Draft Work Order MTSJOC324-27



Metropolitan Transit System

Att.A, AI 6, 4/20/23

JOB ORDER CONTRACT WORK ORDER

PWG324.0-21
CONTRACT NUMBER

MTSJOC324-27
WORK ORDER NUMBER

THIS AGREEMENT is entered into this _____ day of _____ 2023, in the state of California by and between San Diego Metropolitan Transit System ("MTS"), a California public agency, and the following, hereinafter referred to as "Contractor":

Name: ABC General Contractor, Inc. Address: 3120 National Avenue

Form of Business: Corporation San Diego, CA 92113
(Corporation, partnership, sole proprietor, etc.)

Telephone: (619) 247-7113

Authorized person to sign contracts: Travis Brozowski President
Name Title

Pursuant to the existing Job Order Contract (MTS Doc. No. PWG324.0-21), MTS issues a Work Order to Contractor to complete the detailed Scope of Work (attached as Exhibit A.), the Cost Breakdown for the Scope of Work (attached as Exhibit B.), and the subcontractor listing form applicable to this Work Order (attached as Exhibit C.)

TOTAL PAYMENTS TO CONTRACTOR SHALL NOT EXCEED \$149,913.51

<u>SAN DIEGO METROPOLITAN TRANSIT SYSTEM</u>	<u>ABC GENERAL CONTRACTOR, INC.</u>
By: <u>Sharon Cooney, Chief Executive Officer</u>	Firm: _____
Approved as to form:	By: _____ Signature
By: <u>Karen Landers, General Counsel</u>	Title: _____

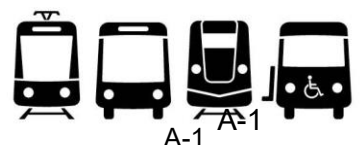


EXHIBIT A
(Scope of Work)

DRAFT



San Diego Metropolitan Transit System

1255 Imperial Ave
San Diego, California 92101

Final Scope of Work

Date: 3/21/2023

Job Order Contracting

To:

From:

Contract No: PWG324.0-21

Job Order No: MTSJOC324-27

Job Order Title: SDTE Building C Patio Improvements

Location: Building C
1535 Newton Ave Yard Tower, & Paint Booth
San Diego, CA 92113

Brief Scope of Work: Renovate the existing exterior SDTE patio at building C for use as a partially enclosed break/briefing space with an enclosed roof.

The following items detail the scope of work as discussed at the site. All requirements necessary to accomplish the items set forth below shall be considered part of this scope of work.

SECTION 7- SCOPE OF WORK/MINIMUM TECHNICAL SPECIFICATIONS

SECTION 7-1 GENERAL

Within the Trolley Building C yard, there is an exterior, partially covered patio. The existing break room is an insufficient space for the new staff with the expansion with Mid-Coast. This project generally consists of the rehabilitation of the existing exterior patio and renovating it into additional usable break/work space for Transit Enforcement at Building C.

All work is to occur within Building C railyard located at 1535 Newton Ave., San Diego 92113.

SECTION 7-2 STAGING

Contractor is to keep and store all materials and equipment within the work area as possible. Any further staging would have to be coordinated with the MTS Project Manager. There may be some available space within or adjacent to the Building C patio. All property stored onsite is the responsibility of the contractor and MTS shall not be held liable for any and all equipment, material, tools, etc.

SECTION 7-3 TEMP FACILITIES

Contractor may use site power and water, but is responsible for any additional utilities beyond those in place.

SECTION 7-4 SAFETY AND ACCESS

Diligent caution must be taken during the undertaking of this work. All work will occur within the trolley yard near active vehicle lanes and all cell phone policies will be strictly enforced. Key personnel will be granted badges for access. Only vehicles necessary for the performance of the work shall be parked within the yard adjacent to the Building C patio or west of the security office.

SECTION 7-5 WASTE

The contractor is responsible for legally disposing of any and all waste in relation to the work. The contractor shall not use any onsite receptacles to dispose of material generated during the performance of this contract. Contractor is responsible for general cleanup at the end of each work day.

SECTION 7-6 SCHEDULE AND SEQUENCING

All work shall be completed within sixty (60) calendar days from issuance of Notice to Proceed. It is assumed there will be some lead time for some items, which is included in the duration. The work shall commence once all material is available and the work can proceed without stoppages.

SECTION 7-7 DETAILED SCOPE OF WORK:

SDTE Building C Patio Improvements DSOW

With the mid-coast expansion, more Transit Enforcement Officers were needed and with this growth, there was no longer suitable space in the existing break or work room areas. This project generally consists of installing new walls and weatherproofing the existing canopy at the outdoor patio area to create an additional work and break area to create more space for working in and taking breaks

Contractor is to perform the following general tasks as part of the project:

Demo and dispose of all existing louvers in the existing canopy. Cursory grind existing concrete to clean off gum, epoxy, and paint. Clean existing joints in concrete and re-caulk expansion joints. Provide and install new ledger, frame in, and sheet new roof over/inside entire canopy using plywood, and install new standing seam metal over plywood; interior ceiling of canopy to be determined. Pour new concrete L-shaped curb at the north end, to receive new wall to be framed under the edge of the existing canopy. Provide and install new steel column on both corners of existing canopy as needed to carry new load of standing seam roofing. Provide and install two (2) new 4'x8' operable windows in the new north wall and new west wall. Sheet new exterior walls with T1-11. Sheet new interior walls with drywall. Finish drywall with hold-off and caulking

along bottom edge against concrete. Provide new LED light fixtures with occupancy sensor. During operation hours for lights, they are to dim, not shut off. Provide and install new gutters with downspouts on long face or west of canopy with downspouts running down existing CMU column. Prep/prime/paint all new walls/joists. Additional finishes and paint colors are TBD.

Contractor is also to dispose of existing concrete picnic table, and provide and install new stainless steel or aluminum, bench style, picnic tables. Table tops are to be smooth to facilitate writing.

Eli Belknap, Manager of Capital Projects

Date

Noah Cappadocia, Project Manager

Date

DRAFT

EXHIBIT B
(Cost Breakdown)

DRAFT

Price Proposal Detail Report

By Division

Version: 2.0

Approved

Proposal Value: \$149,913.51

Approved Date: March 2, 2023

Job Order: MTSJOC324-27

Job Order Name: SDTE Building C Patio Improvements

Location: Building C 1535 Newton Ave San Diego, CA 92113

Contractor: ABC General Inc.

Contract Number: PWG324.0-21

Contract Name: JOC Building and Facilities Construction Services. - Option 2

Division		Install Total	NPP Total	Demo Total	Division Total
01	General Requirements	\$11,390.30	\$0.00	\$0.00	\$11,390.30
02	Existing Conditions	\$2,948.60	\$0.00	\$0.00	\$2,948.60
03	Concrete	\$2,442.29	\$0.00	\$0.00	\$2,442.29
05	Metals	\$68,066.19	\$0.00	\$0.00	\$68,066.19
06	Wood, Plastics, and Composites	\$1,117.10	\$0.00	\$0.00	\$1,117.10
07	Thermal And Moisture Protection	\$49,677.73	\$0.00	\$0.00	\$49,677.73
08	Openings	\$763.27	\$0.00	\$0.00	\$763.27
09	Finishes	\$3,982.90	\$0.00	\$0.00	\$3,982.90
10	Specialties	\$1,068.11	\$0.00	\$0.00	\$1,068.11
26	Electrical	\$8,457.02	\$0.00	\$0.00	\$8,457.02
Line Count: 52		Proposal Total:			\$149,913.51

The Percentage of Non Pre-Priced on this Proposal: 0.0%

* Includes Price Changes due to Construction Task Catalog update

Price Proposal Detail Report

By Division

Version: 2.0

Approved

Proposal Value: \$149,913.51

Approved Date: March 2, 2023

Job Order: MTSJOC324-27

Job Order Name: SDTE Building C Patio Improvements

Location: Building C 1535 Newton Ave San Diego, CA 92113

Contractor: ABC General Inc.

Contract Number: PWG324.0-21

Contract Name: JOC Building and Facilities Construction Services. - Option 2



01 General Requirements								\$11,390.30
Record #	CSI Number	Description	Type	Quantity	Unit Price	UOM	Factor	Line Total
1	012216000004	Reimbursable Fees	Installation	716.00	\$1.00	EA	1.0000	\$716.00
Accepted		History: 2.0 Accepted, 1.3 Accepted, 1.2 Accepted, 1.1 Added	Demo:	0.000000	\$0.00	EA	1.0000	\$0.00
		Includes Labor No	Includes Equipment No	Includes Materials Yes				
User Note: 500 Setup + 216 PW truck fee for slurry								
Item Note: Reimbursable Fees will be paid to the contractor for eligible costs as directed by Owner. Insert the appropriate quantity to adjust the base cost to the actual Reimbursable Fee. If there are multiple Reimbursable Fees, list each one separately and add a comment in the "note" block to identify the Reimbursable Fee (e.g. sidewalk closure, road cut, various permits, extended warranty, expedited shipping costs, etc.). A copy of each receipt shall be submitted with the Price Proposal.								
							Total:	\$716.00
2	012223000054	17' Electric, Scissor Platform Lift	Installation	2.00	\$599.04	MO	1.0715	\$1,283.74
Accepted		History: 2.0 Accepted, 1.3 Accepted, 1.2 Accepted, 1.1 Added	Demo:	0.000000	\$0.00	MO	1.0715	\$0.00
		Includes Labor No	Includes Equipment No	Includes Materials Yes				
User Note: 2 for the duration (1 month)								
Item Note:								
							Total:	\$1,283.74
3	012223000812	250 To 299 Amperes, Diesel Powered Towable Welding Machine	Installation	1.00	\$281.67	WK	1.0715	\$301.81
Accepted		History: 2.0 Accepted, 1.3 Accepted, 1.2 Accepted, 1.1 Added	Demo:	0.000000	\$0.00	WK	1.0715	\$0.00
		Includes Labor No	Includes Equipment No	Includes Materials Yes				
User Note: Used for onsite Metal Fabrication								
Item Note:								
							Total:	\$301.81

* Includes Price Changes due to Construction Task Catalog update

Price Proposal Detail Report

By Division

Version: 2.0

Approved

Proposal Value: \$149,913.51

Approved Date: March 2, 2023

Job Order: MTSJOC324-27

Job Order Name: SDTE Building C Patio Improvements

Location: Building C 1535 Newton Ave San Diego, CA 92113

Contractor: ABC General Inc.

Contract Number: PWG324.0-21

Contract Name: JOC Building and Facilities Construction Services. - Option 2

4	012223001318	3/4 Ton, 4 x 4 Crew Cab Pickup Truck With Full-Time Truck Driver	Installation	1.00	\$3,599.37	WK	1.0715	\$3,856.72
Accepted		History: 2.0 Accepted, 1.3 Accepted, 1.2 Accepted, 1.1 Added	Demo:	0.000000	\$0.00	WK	1.0715	\$0.00
		Includes Labor Yes	Includes Equipment No	Includes Materials Yes				
		User Note: Used for onsite Metal Fabrication						
		Item Note:						
							Total:	\$3,856.72
5	012223001330	13 CY Rear Dump Truck With Full-Time Truck Driver	Installation	1.00	\$1,621.69	DAY	1.0715	\$1,737.64
Accepted		History: 2.0 Accepted, 1.3 Accepted, 1.2 Accepted, 1.1 Added	Demo:	0.000000	\$0.00	DAY	1.0715	\$0.00
		Includes Labor Yes	Includes Equipment No	Includes Materials Yes				
		User Note: demo'd louvers						
		Item Note:						
							Total:	\$1,737.64
6	014523000127	Concrete Block Wall Investigation Using Infrared Thermography, Mobilization Charge	Installation	1.00	\$1,174.86	EA	1.0715	\$1,258.86
Accepted		History: 2.0 Accepted, 1.3 Accepted, 1.2 Accepted, 1.1 Added	Demo:	0.000000	\$0.00	EA	1.0715	\$0.00
		Includes Labor No	Includes Equipment No	Includes Materials Yes				
		User Note: Before Anchoring new Anchors in Concrete Building Wall						
		Item Note:						
							Total:	\$1,258.86

* Includes Price Changes due to Construction Task Catalog update

Price Proposal Detail Report

By Division

Version: 2.0

Approved

Proposal Value: \$149,913.51

Approved Date: March 2, 2023

Job Order: MTSJOC324-27

Job Order Name: SDTE Building C Patio Improvements

Location: Building C 1535 Newton Ave San Diego, CA 92113

Contractor: ABC General Inc.

Contract Number: PWG324.0-21

Contract Name: JOC Building and Facilities Construction Services. - Option 2

7	017113000002	First 25 Miles, Equipment Delivery, Pickup, Mobilization And Demobilization Using A Rollback Flatbed Truck	Installation	3.00	\$230.26	EA	1.0715	\$740.17
Accepted		History: 2.0 Accepted, 1.3 Accepted, 1.2 Accepted, 1.1 Added	Demo:	0.000000	\$0.00	EA	1.0715	\$0.00
		Includes Labor Yes	Includes Equipment Yes	Includes Materials No				
		User Note: Fork lift and 2 Scissor lifts						
		Item Note: Includes loading, tie-down of equipment, delivery of equipment, off loading on site, rigging, dismantling, loading for return and transporting away. For equipment such as trenchers, skid-steer loaders (bobcats), industrial warehouse forklifts, sweepers, scissor platform lifts, telescoping and articulating boom man lifts with up to 40' boom lengths, etc.						
							Total:	\$740.17
8	017123160019	Survey Clear Area For Underground Utilities	Installation	0.10	\$5,567.02	ACR	1.0715	\$596.51
Accepted		History: 2.0 Accepted, 1.3 Accepted, 1.2 Accepted, 1.1 Added	Demo:	0.000000	\$0.00	ACR	1.0715	\$0.00
		Includes Labor Yes	Includes Equipment Yes	Includes Materials Yes				
		User Note: Mark out before drilling flatwork						
		Item Note:						
							Total:	\$596.51
9	017413000003	Collect Existing Debris And Load Into Truck Or Dumpster	Installation	13.00	\$21.83	CY	1.0715	\$304.08
Accepted		History: 2.0 Accepted, 1.3 Accepted, 1.2 Accepted, 1.1 Added	Demo:	0.000000	\$0.00	CY	1.0715	\$0.00
		Includes Labor Yes	Includes Equipment Yes	Includes Materials No				
							Total:	\$304.08
10	017419000021	Rampless Concrete Washout Bin	Installation	1.00	\$555.08	MO	1.0715	\$594.77
Accepted		History: 2.0 Accepted, 1.3 Accepted, 1.2 Accepted, 1.1 Added	Demo:	0.000000	\$0.00	MO	1.0715	\$0.00
		Includes Labor No	Includes Equipment No	Includes Materials Yes				
							Total:	\$594.77
02 Existing Conditions								\$2,948.60
Record #	CSI Number	Description	Type	Quantity	Unit Price	UOM	Factor	Line Total

* Includes Price Changes due to Construction Task Catalog update

Price Proposal Detail Report

By Division

Version: 2.0

Approved

Proposal Value: \$149,913.51

Approved Date: March 2, 2023

Job Order: MTSJOC324-27

Job Order Name: SDTE Building C Patio Improvements

Location: Building C 1535 Newton Ave San Diego, CA 92113

Contractor: ABC General Inc.

Contract Number: PWG324.0-21

Contract Name: JOC Building and Facilities Construction Services. - Option 2

11	024119130281	5/8" Diameter Drilling In Concrete Per Inch Of Depth	Installation	1,176.00	\$2.34	IN	1.0715	\$2,948.60
Accepted		History: 2.0 Accepted, 1.3 Accepted, 1.2 Accepted, 1.1 Added	Demo:	0.000000	\$0.00	IN	1.0715	\$0.00
		Includes Labor Yes	Includes Equipment Yes	Includes Materials Yes				
		User Note: Dowels for Grade Beam / Curb: 32x 13" = 416 Wall Track on Curb: 48x 6" = 288 Posts (2) Anchors: 8x 8" = 64 Header all Building: 34x 12" = 408 Total: 1,176						
		Item Note:						
Total:								\$2,948.60
03 Concrete								\$2,442.29
Record #	CSI Number	Description	Type	Quantity	Unit Price	UOM	Factor	Line Total
12	031113000006	Grade Beams Or Duct Bank Foundation Wood Formwork	Installation	64.00	\$7.33	SF	1.0715	\$502.66
Accepted		History: 2.0 Accepted, 1.3 Accepted, 1.2 Accepted, 1.1 Added	Demo:	0.000000	\$0.00	SF	1.0715	\$0.00
		Includes Labor Yes	Includes Equipment Yes	Includes Materials Yes				
Total:								\$502.66
13	032111000243	5/8" Diameter x 24" Long, Deformed Straight Dowel	Installation	32.00	\$3.17	EA	1.0715	\$108.69
Accepted		History: 2.0 Accepted, 1.3 Accepted, 1.2 Accepted, 1.1 Added	Demo:	0.000000	\$0.00	EA	1.0715	\$0.00
		Includes Labor Yes	Includes Equipment Yes	Includes Materials Yes				
Total:								\$108.69
14	032113000003	#4, Grade 40, Beams And Girders, Galvanized Steel Reinforcement Bar	Installation	64.00	\$1.10	LF	1.0715	\$75.43
Accepted		History: 2.0 Accepted, 1.3 Accepted, 1.2 Accepted, 1.1 Added	Demo:	0.000000	\$0.00	LF	1.0715	\$0.00
		Includes Labor Yes	Includes Equipment No	Includes Materials Yes				
Total:								\$75.43

* Includes Price Changes due to Construction Task Catalog update

Price Proposal Detail Report

By Division

Version: 2.0

Approved

Proposal Value: \$149,913.51

Approved Date: March 2, 2023

Job Order: MTSJOC324-27

Job Order Name: SDTE Building C Patio Improvements

Location: Building C 1535 Newton Ave San Diego, CA 92113

Contractor: ABC General Inc.

Contract Number: PWG324.0-21

Contract Name: JOC Building and Facilities Construction Services. - Option 2

15	033113000035	Direct Chute, Place 3,000 PSI Concrete Grade Beams	Installation	3.00	\$166.11	CY	1.0715	\$533.96
Accepted		History: 2.0 Accepted, 1.3 Accepted, 1.2 Accepted, 1.1 Added	Demo:	0.000000	\$0.00	CY	1.0715	\$0.00
Includes Labor Yes Includes Equipment Yes Includes Materials Yes								

Total: \$533.96

16	036423000002	Pressure Injected Epoxy Grout	Installation	1.00	\$1,140.04	CF	1.0715	\$1,221.55
Accepted		History: 2.0 Accepted, 1.3 Accepted, 1.2 Accepted, 1.1 Added	Demo:	0.000000	\$0.00	CF	1.0715	\$0.00
Includes Labor Yes Includes Equipment Yes Includes Materials Yes								

User Note: For Dowels and Anchors (66)

Item Note:

Total: \$1,221.55

05 Metals \$68,066.19

Record #	CSI Number	Description	Type	Quantity	Unit Price	UOM	Factor	Line Total
17	050519000019	5/8" Diameter x 5" Length, Zinc Plated Steel, Wedge Anchor Expansion Bolt	Installation	56.00	\$22.23	EA	1.0715	\$1,333.89
Accepted		History: 2.0 Accepted, 1.3 Accepted, 1.2 Accepted, 1.1 Added	Demo:	0.000000	\$0.00	EA	1.0715	\$0.00
Includes Labor Yes Includes Equipment Yes Includes Materials Yes								

User Note: For Posts and Track

Item Note:

Total: \$1,333.89

18	050521000006	>15 Spot Weldings, Welds Up To 1" Length Each	Installation	300.00	\$8.10	EA	1.0715	\$2,603.75
Accepted		History: 2.0 Accepted, 1.3 Accepted, 1.2 Accepted, 1.1 Added	Demo:	0.000000	\$0.00	EA	1.0715	\$0.00
Includes Labor Yes Includes Equipment Yes Includes Materials Yes								

Total: \$2,603.75

* Includes Price Changes due to Construction Task Catalog update

Price Proposal Detail Report

By Division

Version: 2.0

Approved

Proposal Value: \$149,913.51

Approved Date: March 2, 2023

Job Order: MTSJOC324-27

Job Order Name: SDTE Building C Patio Improvements

Location: Building C 1535 Newton Ave San Diego, CA 92113



Contractor: ABC General Inc.

Contract Number: PWG324.0-21

Contract Name: JOC Building and Facilities Construction Services. - Option 2

19	050521000011	1/4" Vertical Fillet Weld	Installation	170.00	\$19.08	LF	1.0715	\$3,475.52
Accepted		History: 2.0 Accepted, 1.3 Accepted, 1.2 Accepted, 1.1 Added	Demo:	0.000000	\$0.00	LF	1.0715	\$0.00
		Includes Labor Yes	Includes Equipment Yes	Includes Materials Yes				
Total:								\$3,475.52
20	050521000024	1/4" Horizontal Or Flat Fillet Weld	Installation	170.00	\$16.07	LF	1.0715	\$2,927.23
Accepted		History: 2.0 Accepted, 1.3 Accepted, 1.2 Accepted, 1.1 Added	Demo:	0.000000	\$0.00	LF	1.0715	\$0.00
		Includes Labor Yes	Includes Equipment Yes	Includes Materials Yes				
Total:								\$2,927.23
21	051223000003	Up To 30 LB/LF Beams, Girders And Columns	Installation	5.00	\$6,967.02	TON	1.0715	\$37,325.81
Accepted		History: 2.0 Accepted, 1.3 Accepted, 1.2 Accepted, 1.1 Added	Demo:	0.000000	\$1,064.86	TON	1.0715	\$0.00
		Includes Labor Yes	Includes Equipment Yes	Includes Materials Yes				
Total:								\$37,325.81
22	051223000051	Column Base Plates, >150 LB / Each, A36 Miscellaneous Steel Items	Installation	300.00	\$2.47	LB	1.0715	\$793.98
Accepted		History: 2.0 Accepted, 1.3 Accepted, 1.2 Accepted, 1.1 Added	Demo:	0.000000	\$0.56	LB	1.0715	\$0.00
		Includes Labor Yes	Includes Equipment No	Includes Materials Yes				
Total:								\$793.98

* Includes Price Changes due to Construction Task Catalog update

Price Proposal Detail Report

By Division

Version: 2.0

Approved

Proposal Value: \$149,913.51

Approved Date: March 2, 2023

Job Order: MTSJOC324-27

Job Order Name: SDTE Building C Patio Improvements

Location: Building C 1535 Newton Ave San Diego, CA 92113

Contractor: ABC General Inc.

Contract Number: PWG324.0-21

Contract Name: JOC Building and Facilities Construction Services. - Option 2

23	051223000120	1/4" Plate Weight 11.26 LB/SF Connection And Stiffener Plates	Installation	0.50	\$7,912.40	TON	1.0715	\$4,239.07
Accepted		History: 2.0 Accepted, 1.3 Accepted, 1.2 Accepted, 1.1 Added	Demo:	0.000000	\$0.00	TON	1.0715	\$0.00
		Includes Labor No	Includes Equipment No	Includes Materials Yes				
		User Note: New Header Plate on Building						
		Item Note:						
							Total:	\$4,239.07
24	051223000132	Metal Grinding Up To 1/32" Thickness To Be Removed	Installation	5,012.00	\$0.70	SI	1.0715	\$3,759.25
Accepted		History: 2.0 Accepted, 1.3 Accepted, 1.2 Accepted, 1.1 Added	Demo:	0.000000	\$0.00	SI	1.0715	\$0.00
		Includes Labor Yes	Includes Equipment No	Includes Materials Yes				
		User Note: Cutting out existing Louvers						
		Item Note: Includes rust or scale removal on metal and smoothing surface.						
							Total:	\$3,759.25
25	054100000017	8" Width, 16" On Center, 14 Gauge, Load Bearing, Structural Metal Stud Framing With Tracks And Runners	Installation	320.00	\$5.76	SF	1.0715	\$1,974.99
Accepted		History: 2.0 Accepted, 1.3 Accepted, 1.2 Accepted, 1.1 Added	Demo:	0.000000	\$0.98	SF	1.0715	\$0.00
		Includes Labor Yes	Includes Equipment Yes	Includes Materials Yes				
							Total:	\$1,974.99
26	057500000023	3/8" Thick 304 Brushed Stainless Steel Sheet, Installed On Walls	Installation	108.00	\$83.24	SF	1.0715	\$9,632.70
Accepted		History: 2.0 Accepted, 1.3 Accepted, 1.2 Accepted, 1.1 Added	Demo:	0.000000	\$4.19	SF	1.0715	\$0.00
		Includes Labor Yes	Includes Equipment Yes	Includes Materials Yes				
		User Note: Countertop, 36x3						
		Item Note:						
							Total:	\$9,632.70
06 Wood, Plastics, and Composites								\$1,117.10

* Includes Price Changes due to Construction Task Catalog update

Price Proposal Detail Report

By Division

Version: 2.0

Approved

Proposal Value: \$149,913.51

Approved Date: March 2, 2023

Job Order: MTSJOC324-27

Job Order Name: SDTE Building C Patio Improvements

Location: Building C 1535 Newton Ave San Diego, CA 92113



Contractor: ABC General Inc.

Contract Number: PWG324.0-21

Contract Name: JOC Building and Facilities Construction Services. - Option 2

Record #	CSI Number	Description	Type	Quantity	Unit Price	UOM	Factor	Line Total
27	061633000005	5/8" Thick CDX Plywood Roof Decking	Installation	576.00	\$1.81	SF	1.0715	\$1,117.10
Accepted		History: 2.0 Accepted, 1.3 Accepted, 1.2 Accepted, 1.1 Added	Demo:	0.000000	\$0.54	SF	1.0715	\$0.00
		Includes Labor Yes	Includes Equipment Yes	Includes Materials Yes				
Total:								\$1,117.10
07 Thermal And Moisture Protection								\$49,677.73
Record #	CSI Number	Description	Type	Quantity	Unit Price	UOM	Factor	Line Total
28	070150810009	Mastic Sealer, 1/4" Bead At Joint	Installation	128.00	\$3.07	LF	1.0715	\$421.06
Accepted		History: 2.0 Accepted, 1.3 Accepted, 1.2 Accepted, 1.1 Added	Demo:	0.000000	\$1.32	LF	1.0715	\$0.00
		Includes Labor Yes	Includes Equipment Yes	Includes Materials Yes				
Total:								\$421.06
29	072113130005	2" Thick, R6.88, Foam Glass (Cellular Glass), Foam Board Insulation, Cold Adhesive Applied	Installation	576.00	\$4.37	SF	1.0715	\$2,697.09
Accepted		History: 2.0 Accepted, 1.3 Accepted, 1.2 Accepted, 1.1 Added	Demo:	0.000000	\$0.31	SF	1.0715	\$0.00
		Includes Labor Yes	Includes Equipment No	Includes Materials Yes				
Total:								\$2,697.09
30	072126000021	7-1/4" Thick, R-31 Existing Wall, Fiberglass Blown In Insulation	Installation	320.00	\$2.47	SF	1.0715	\$846.91
Accepted		History: 2.0 Accepted, 1.3 Accepted, 1.2 Accepted, 1.1 Added	Demo:	0.000000	\$1.15	SF	1.0715	\$0.00
		Includes Labor Yes	Includes Equipment Yes	Includes Materials Yes				
Total:								\$846.91

* Includes Price Changes due to Construction Task Catalog update

Price Proposal Detail Report

By Division

Version: 2.0

Approved

Proposal Value: \$149,913.51

Approved Date: March 2, 2023

Job Order: MTSJOC324-27

Job Order Name: SDTE Building C Patio Improvements

Location: Building C 1535 Newton Ave San Diego, CA 92113

Contractor: ABC General Inc.

Contract Number: PWG324.0-21

Contract Name: JOC Building and Facilities Construction Services. - Option 2

31	072613000004	Two Ply 60 Minute Asphalt Saturated Kraft Building Paper, Grade D (Fortifiber Two Ply Super Jumbo Tex 60 Minute)	Installation	576.00	\$31.61	CSF	1.0715	\$19,509.19
Accepted		History: 2.0 Accepted, 1.3 Accepted, 1.2 Accepted, 1.1 Added	Demo:	0.000000	\$0.00	CSF	1.0715	\$0.00
		Includes Labor Yes	Includes Equipment Yes	Includes Materials Yes				
							Total:	\$19,509.19
32	072613000010	Building Wrap (Tyvek)	Installation	320.00	\$47.04	CSF	1.0715	\$16,129.08
Accepted		History: 2.0 Accepted, 1.3 Accepted, 1.2 Accepted, 1.1 Added	Demo:	0.000000	\$0.00	CSF	1.0715	\$0.00
		Includes Labor Yes	Includes Equipment Yes	Includes Materials Yes				
							Total:	\$16,129.08
33	074113000039	Ridge Flashing For Galvanized Steel Standing Seam Concealed Fastener Roofing	Installation	36.00	\$25.31	LF	1.0715	\$976.31
Accepted		History: 2.0 Accepted, 1.3 Accepted, 1.2 Accepted, 1.1 Added	Demo:	0.000000	\$4.86	LF	1.0715	\$0.00
		Includes Labor Yes	Includes Equipment Yes	Includes Materials Yes				
							Total:	\$976.31
34	074113000040	Eave Flashing For Galvanized Steel Standing Seam Concealed Fastener Roofing	Installation	68.00	\$19.96	LF	1.0715	\$1,454.33
Accepted		History: 2.0 Accepted, 1.3 Accepted, 1.2 Accepted, 1.1 Added	Demo:	0.000000	\$4.86	LF	1.0715	\$0.00
		Includes Labor Yes	Includes Equipment Yes	Includes Materials Yes				
							Total:	\$1,454.33

* Includes Price Changes due to Construction Task Catalog update

Price Proposal Detail Report

By Division

Version: 2.0

Approved

Proposal Value: \$149,913.51

Approved Date: March 2, 2023

Job Order: MTSJOC324-27

Job Order Name: SDTE Building C Patio Improvements

Location: Building C 1535 Newton Ave San Diego, CA 92113



Contractor: ABC General Inc.

Contract Number: PWG324.0-21

Contract Name: JOC Building and Facilities Construction Services. - Option 2

35	074113000048	Architectural/Structural Or Structural 0.040" Aluminum Standing Seam Concealed Fastener Roofing	Installation	576.00	\$10.42	SF	1.0715	\$6,431.06
Accepted		History: 2.0 Accepted, 1.3 Accepted, 1.2 Accepted, 1.1 Added	Demo:	0.000000	\$2.03	SF	1.0715	\$0.00
		Includes Labor Yes	Includes Equipment Yes	Includes Materials Yes				
							Total:	\$6,431.06
36	074629000002	5/8" T-111, Fine Grade Siding, Paint Ready Applied To Blackboard / Stud	Installation	320.00	\$2.07	SF	1.0715	\$709.76
Accepted		History: 2.0 Accepted, 1.3 Accepted, 1.2 Accepted, 1.1 Added	Demo:	0.000000	\$0.62	SF	1.0715	\$0.00
		Includes Labor Yes	Includes Equipment Yes	Includes Materials Yes				
							Total:	\$709.76
37	077123000015	6", 0.027" Thick, Box Style Aluminum Gutter	Installation	36.00	\$10.25	LF	1.0715	\$395.38
Accepted		History: 2.0 Accepted, 1.3 Accepted, 1.2 Accepted, 1.1 Added	Demo:	0.000000	\$2.04	LF	1.0715	\$0.00
		Includes Labor Yes	Includes Equipment Yes	Includes Materials Yes				
							Total:	\$395.38
38	077123000029	6", Box Style Aluminum Gutter End Cap	Installation	4.00	\$6.64	EA	1.0715	\$28.46
Accepted		History: 2.0 Accepted, 1.3 Accepted, 1.2 Accepted, 1.1 Added	Demo:	0.000000	\$0.00	EA	1.0715	\$0.00
		Includes Labor Yes	Includes Equipment Yes	Includes Materials Yes				
							Total:	\$28.46

* Includes Price Changes due to Construction Task Catalog update

Price Proposal Detail Report

By Division

Version: 2.0

Approved

Proposal Value: \$149,913.51

Approved Date: March 2, 2023

Job Order: MTSJOC324-27

Job Order Name: SDTE Building C Patio Improvements

Location: Building C 1535 Newton Ave San Diego, CA 92113



Contractor: ABC General Inc.

Contract Number: PWG324.0-21

Contract Name: JOC Building and Facilities Construction Services. - Option 2

39	077123000042	6", Box Style Aluminum Gutter Miter	Installation	2.00	\$36.91	EA	1.0715	\$79.10
Accepted		History: 2.0 Accepted, 1.3 Accepted, 1.2 Accepted, 1.1 Added	Demo:	0.000000	\$0.00	EA	1.0715	\$0.00
Includes Labor Yes Includes Equipment Yes Includes Materials Yes								

Total:	\$79.10
--------	---------

08 Openings \$763.27

Record #	CSI Number	Description	Type	Quantity	Unit Price	UOM	Factor	Line Total
40	085113000228	>10 To 15 SF Window, Aluminum Window Panning	Installation	2.00	\$356.17	EA	1.0715	\$763.27
Accepted		History: 2.0 Accepted, 1.3 Accepted, 1.2 Accepted, 1.1 Added	Demo:	0.000000	\$78.78	EA	1.0715	\$0.00
Includes Labor Yes Includes Equipment Yes Includes Materials Yes								

Total:	\$763.27
--------	----------

09 Finishes \$3,982.90

Record #	CSI Number	Description	Type	Quantity	Unit Price	UOM	Factor	Line Total
41	092910000009	5/8" Type X Fire Rated Gypsum Board	Installation	320.00	\$1.54	SF	1.0715	\$528.04
Accepted		History: 2.0 Accepted, 1.3 Accepted, 1.2 Accepted, 1.1 Added	Demo:	0.000000	\$0.52	SF	1.0715	\$0.00
Includes Labor Yes Includes Equipment Yes Includes Materials Yes								

Total:	\$528.04
--------	----------

42	099113000110	Paint Exterior Rough Wood Siding (Shingles, Shakes Or Rough Sawn), 1 Coat Primer, Brush/Roller Work	Installation	320.00	\$1.02	SF	1.0715	\$349.74
Accepted		History: 2.0 Accepted, 1.3 Accepted, 1.2 Accepted, 1.1 Added	Demo:	0.000000	\$0.00	SF	1.0715	\$0.00
Includes Labor Yes Includes Equipment Yes Includes Materials Yes								

Total:	\$349.74
--------	----------

* Includes Price Changes due to Construction Task Catalog update

Price Proposal Detail Report

By Division

Version: 2.0

Approved

Proposal Value: \$149,913.51

Approved Date: March 2, 2023

Job Order: MTSJOC324-27

Job Order Name: SDTE Building C Patio Improvements

Location: Building C 1535 Newton Ave San Diego, CA 92113

Contractor: ABC General Inc.

Contract Number: PWG324.0-21

Contract Name: JOC Building and Facilities Construction Services. - Option 2

43	099113000112	Paint Exterior Rough Wood Siding (Shingles, Shakes Or Rough Sawn), 2 Coats Paint, Brush/Roller Work	Installation	320.00	\$2.03	SF	1.0715	\$696.05
Accepted		History: 2.0 Accepted, 1.3 Accepted, 1.2 Accepted, 1.1 Added	Demo:	0.000000	\$0.00	SF	1.0715	\$0.00
		Includes Labor Yes	Includes Equipment Yes	Includes Materials Yes				
							Total:	\$696.05
44	099113000461	1 Coat Primer, Brush Work, Paint Exterior Exposed Metal Trim	Installation	320.00	\$0.91	SF	1.0715	\$312.02
Accepted		History: 2.0 Accepted, 1.3 Accepted, 1.2 Accepted, 1.1 Added	Demo:	0.000000	\$0.00	SF	1.0715	\$0.00
		Includes Labor Yes	Includes Equipment No	Includes Materials Yes				
							Total:	\$312.02
45	099113000463	2 Coats Paint, Brush Work, Paint Exterior Exposed Metal Trim	Installation	320.00	\$1.67	SF	1.0715	\$572.61
Accepted		History: 2.0 Accepted, 1.3 Accepted, 1.2 Accepted, 1.1 Added	Demo:	0.000000	\$0.00	SF	1.0715	\$0.00
		Includes Labor Yes	Includes Equipment Yes	Includes Materials Yes				
							Total:	\$572.61
46	099656000002	High Build Epoxy - 50 Mil	Installation	576.00	\$2.47	SF	1.0715	\$1,524.44
Accepted		History: 2.0 Accepted, 1.3 Accepted, 1.2 Accepted, 1.1 Added	Demo:	0.000000	\$0.00	SF	1.0715	\$0.00
		Includes Labor Yes	Includes Equipment Yes	Includes Materials Yes				
							Total:	\$1,524.44
10 Specialties								\$1,068.11
Record #	CSI Number	Description	Type	Quantity	Unit Price	UOM	Factor	Line Total

* Includes Price Changes due to Construction Task Catalog update

Price Proposal Detail Report

By Division

Version: 2.0

Approved

Proposal Value: \$149,913.51

Approved Date: March 2, 2023

Job Order: MTSJOC324-27

Job Order Name: SDTE Building C Patio Improvements

Location: Building C 1535 Newton Ave San Diego, CA 92113



Contractor: ABC General Inc.

Contract Number: PWG324.0-21

Contract Name: JOC Building and Facilities Construction Services. - Option 2

47	105616000013	24" Wide, 3/4" Plywood Shelf With Edge Band	Installation	36.00	\$27.69	LF	1.0715	\$1,068.11
Accepted		History: 2.0 Accepted, 1.3 Accepted, 1.2 Accepted, 1.1 Added	Demo:	0.000000	\$6.69	LF	1.0715	\$0.00
Includes Labor Yes Includes Equipment Yes Includes Materials Yes								

Total:	\$1,068.11
--------	------------

26 Electrical \$8,457.02

Record #	CSI Number	Description	Type	Quantity	Unit Price	UOM	Factor	Line Total
48	260519130009	Single, Direct Connected, Receptacle With Box	Installation	6.00	\$101.87	EA	1.0715	\$654.92
Accepted		History: 2.0 Accepted, 1.3 Accepted, 1.2 Accepted, 1.1 Added	Demo:	0.000000	\$11.54	EA	1.0715	\$0.00
Includes Labor Yes Includes Equipment Yes Includes Materials Yes								

Total:	\$654.92
--------	----------

49	260526000020	12 AWG Copper Insulated Single Stranded Conductor	Installation	1.00	\$741.13	MLF	1.0715	\$794.12
Accepted		History: 2.0 Accepted, 1.3 Accepted, 1.2 Accepted, 1.1 Added	Demo:	0.000000	\$217.40	MLF	1.0715	\$0.00
Includes Labor Yes Includes Equipment Yes Includes Materials Yes								

Total:	\$794.12
--------	----------

50	260533130596	3/4" Electrical Metallic Tubing (EMT) Conduit	Installation	150.00	\$4.33	LF	1.0715	\$695.94
Accepted		History: 2.0 Accepted, 1.3 Accepted, 1.2 Accepted, 1.1 Added	Demo:	0.000000	\$1.44	LF	1.0715	\$0.00
Includes Labor Yes Includes Equipment Yes Includes Materials Yes								

Total:	\$695.94
--------	----------

* Includes Price Changes due to Construction Task Catalog update

Price Proposal Detail Report

By Division

Version: 2.0

Approved

Proposal Value: \$149,913.51

Approved Date: March 2, 2023

Job Order: MTSJOC324-27

Job Order Name: SDTE Building C Patio Improvements

Location: Building C 1535 Newton Ave San Diego, CA 92113

Contractor: ABC General Inc.

Contract Number: PWG324.0-21

Contract Name: JOC Building and Facilities Construction Services. - Option 2

51	260923000119	4 Relays, Surface Mount, Lighting Control Panel (Watt Stopper LP8S-4)	Installation	1.00	\$1,428.36	EA	1.0715	\$1,530.49
Accepted		History: 2.0 Accepted, 1.3 Accepted, 1.2 Accepted, 1.1 Added	Demo:	0.000000	\$110.73	EA	1.0715	\$0.00
		Includes Labor Yes	Includes Equipment Yes	Includes Materials Yes				
							Total:	\$1,530.49
52	265619000194	60 LEDs, 68 Watt, Surface Mount, Rectangular, LED Canopy Fixture (CREE® BetaLED® Edge® CAN-EDG)	Installation	4.00	\$1,115.62	EA	1.0715	\$4,781.55
Accepted		History: 2.0 Accepted, 1.3 Accepted, 1.2 Accepted, 1.1 Added	Demo:	0.000000	\$84.45	EA	1.0715	\$0.00
		Includes Labor Yes	Includes Equipment Yes	Includes Materials Yes				
							Total:	\$4,781.55
							Proposal Total:	\$149,913.51
Div							The Percentage of Non Pre-Priced on this Proposal:	0.0%

* Includes Price Changes due to Construction Task Catalog update

EXHIBIT C
(Subcontractor Listing)

DRAFT

San Diego Metropolitan Transit System

1255 Imperial Ave
San Diego, CA 92101

Subcontractor Report

Date: 3/21/2023

Job Order Contracting

Contract #: PWG324.0-21
Job Order #: MTSJOC324-27
Job Order Title: SDTE Building C Patio Improvements
Location: Building C
Contractor: ABC General Inc.
Subcontractors: A&S Flooring Inc.
ARCHIBALD SHEET METAL, INC
C.E. CRIST INC
Harborside Construction Inc
Titan Steel

Subcontractor Name	License Number	Describe Nature of Work (Trade)	Certifications	Subcontractor Total	%
A&S Flooring Inc. 2461 Fenton St, Chula Vista, CA 91914	801134	Carpet layer		\$6,000.00	4.00%
ARCHIBALD SHEET METAL, INC 12424 Lakeshore Dr, Lakeside, CA 92040	896379	Sheet Metal		\$20,000.00	13.34%
C.E. CRIST INC 11213 El Nopal, Lakeside, CA 92040	532947	Concrete		\$8,500.00	5.67%
Harborside Construction Inc 2010 Garrison Way, El Cajon, CA 92019	730817	Carpenter		\$35,250.00	23.51%
Titan Steel 955 VERNON WAY, El Cajon, CA 92020	537924	Ironworker (or steel erector)		\$29,460.00	19.65%



Agenda Item No. 7

MEETING OF THE SAN DIEGO METROPOLITAN TRANSIT SYSTEM BOARD OF DIRECTORS

April 20, 2023

SUBJECT:

Design Services for South Bay Maintenance Facility (SBMF) Electric Bus Charging Project – Work Order Agreement

RECOMMENDATION:

That the San Diego Metropolitan Transit System (MTS) Board of Directors authorize the Chief Executive Officer (CEO) to execute Work Order No. WOA353-AE-18 (in substantially the same format as Attachment A) under MTS Doc No. PWL353.0-22 with Dokken Engineering (Dokken) in the amount of \$161,392.32, for the design of charging platforms, separate add alternate bid package, and additional design support during construction (DSDC) services.

Budget Impact

The total cost of this contract is estimated to be \$161,392.32. The project is funded by MTS Capital Improvement Program (CIP) budget number 1009108401 – Charging Infrastructure at SBMF – Design.

DISCUSSION:

MTS currently operates and maintains a fleet of 235 Compressed Natural Gas (CNG) buses at the SBMF. In 2018, MTS staff applied for and received a Transit and Intercity Rail Capital Program (TIRCP) grant to add a new Rapid Bus service between Imperial Beach and the Otay Mesa International Border crossing, connecting both communities to the Blue Line Trolley (Iris Rapid). Consistent with the grant program's goal to significantly reduce emissions of greenhouse gases, the new Iris Rapid route will be served by 12 new, 60-foot battery electric buses (BEB).

The new Iris Rapid service will be called Rapid Bus Route 925, operating at 7.5-minute headways in the peak hours, with buses from the SBMF on Main Street in Chula Vista. The charging infrastructure for these 12 new buses is needed to charge the buses overnight for morning service pull-out. As defined in the SBMF Master Plan, Phase 1 is the installation of chargers for 12 new 60-foot BEB's to support the Iris Rapid Project.



On March 19, 2020 (AI 9), the Board approved a work order to Dokken for the SBMF electric bus concept layouts design work, including the preparation of a conceptual design for a full facility conversion to an all-electric bus fleet through phased installations. Dokken was selected from the MTS-SANDAG as-needed architectural & engineering (A&E) design consulting services list, which was created on January 12, 2016, following a competitive process.

Various amendments were approved after that date to reflect additional design and provide Design Services During Construction (DSDC). Today's proposed action would approve a new, additional work order to Dokken for additional work related to this project. Because the original On-Call A&E Design Services panel has expired and been replaced with a new competitively bid panel, the additional work order will be issued to Dokken under the new contract.

On September 15, 2021, MTS issued a solicitation for On-Call A&E Design Services by Requesting Statements of Qualifications (RFSQ) from firms with expertise in a variety of A&E design and related consulting services separated into the following three (3) categories:

- Category A: Comprehensive/Full Service - Five (5) prime contracts
- Category B: Small Business (SB) Set Aside - Three (3) prime contracts awarded to a certified SB or a Disadvantage Business Enterprise (DBE) certified firm (which is also considered to be an SB)
- Category C: Specialty Prime – Up to Five (5) specialty service contracts

On May 12, 2022 (AI 10), seven (7) firms were selected to perform various A&E services as part of MTS's On-Call panel, one of which was Dokken. For projects requiring A&E Services, work orders are issued to any of these seven (7) firms.

MTS staff reviewed the approved A&E firms and utilizing a direct award process, selected Dokken to perform the requisite services. Dokken had previously completed a significant portion of this project. Based on the level of effort and the design work involved for this project, staff determined the contract price to be fair and reasonable.

Under today's proposed work order, Dokken will provide design of the charging platforms, preparation of a bid package for the add alternates, and additional DSDC services for an additional four (4) months of construction to address request for information (RFI's) and submittal packages from the construction contractor, and any minor design changes.

This Work Order and amendments issued to Dokken under MTS's prior on-call panel process are summarized below:

Work Order No.	Purpose	Amount	Board Approval Date
WOA2075-AE-50	Original Work Order – SBMF ZEB Electric Bus Concept Layouts	\$328,320.14	3/19/20, Item 9
WOA2075-AE-50.01	Amendment 1 – Final Design Phase 1	\$663,346.87	10/15/20, Item 15
WOA2075-AE-50.02	Amendment 2 – Add Phase 2 and modify charger ratio	\$88,412.96	6/17/21, Item 8
WOA2075-AE-50.03	Amendment 3 – Add Natural Gas Generator	\$36,896.94	6/17/21, Item 8

WOA2075-AE-50.04	Amendment 4 – Add DSDC services	\$297,720.80	10/21/21, Item 15
WOA353-AE-18	New work order agreement under new A&E master agreement for additional DSDC and design services.	\$161,392.32	Today's proposed action.
Total		\$1,576,090.03	

For this work order, Dokken will utilize the following subcontractor:

Firm Name	Classification	Value of Services
WSP	None	\$105,473.20

Therefore, staff recommends that the MTS Board of Directors authorize the CEO to execute Work Order No. WOA353-AE-18 (in substantially the same format as Attachment A) under MTS Doc No. PWL353.0-22 with Dokken in the amount of \$161,392.32, for the design of charging platforms, separate add alternate bid package, and additional DSDC services.

/s/ Sharon Cooney
Sharon Cooney
Chief Executive Officer

Key Staff Contact: Julia Tuer, 619.557.4515, Julia.Tuer@sdmts.com

Attachment: A. Draft Work Order WOA353-AE-18, MTS Doc No. PWL353.0-22



**Metropolitan
Transit
System**

Att.A, AI 7, 04/20/23

April 20, 2023

MTS Doc. No. PWL353.0-22
WOA353-AE-18

Mr. John Klemunes, PE
Regional Manager
Dokken Engineering
1450 Frazee Road, Suite 100
San Diego, CA 92108

Dear Mr. Klemunes:

Subject: WORK ORDER WOA353-AE-18, TO MTS DOC. NO. PWL353.0-22, DESIGN SERVICES
FOR SOUTH BAY MAINTENANCE FACILITY (SBMF) ELECTRIC BUS CHARGING
PROJECT

This letter shall serve as Work Order WOA353-AE-18, under the General Engineering Consultant Agreement, MTS Doc. No. PWL353.0-22, as further described below.

SCOPE OF SERVICES

This Agreement shall provide design services for SBMF Electric Bus Charging Project (Attachment A).

SCHEDULE

The Schedule shall be through completion of construction services from the date of the Notice to Proceed.

PAYMENT

Payment shall be based on actual costs in the revised amount of \$161,392.32, and shall not be exceeded without prior authorization of MTS (Attachment B).



Please sign below, and return the document to the Contracts Specialist at MTS. All other terms and conditions shall remain the same and in effect.

Sincerely,

Accepted:

Sharon Cooney
Chief Executive Officer

John Klemunes, PE
Regional Manager, Dokken Engineering

Date: _____

Attachments: Attachment A, Scope of Services
Attachment B, Negotiated Fee Proposal

DRAFT

ATTACHMENT A SCOPE OF SERVICES

DRAFT

I. SCOPE OF SERVICES

This work order is for the design of Charging Platforms, separate Add Alternate RFP Package and a continuation of Design Services During Construction which includes the following:

- Charging Platforms design.
- Preparation of an RFP package for the Add Alternates.
- Provide additional support during the construction phase for an additional 4 months of construction (March 2023 through June 2023) to address RFI's and Submittal packages, and any minor design changes. .

TASK 1: PROJECT MANAGEMENT

1.1. Project Management

The consultant will provide project management services that will include monthly progress reports, invoicing and administration of the project over the additional anticipated 4 month construction and closeout period.

- Prepare and submit monthly progress reports. Each report shall include summary of tasks in progress and completed, and projected tasks to be accomplished in the next period.

TASK 2: CHARGING PLATFORMS

2.1. Charging Platforms

MTS decided to change from the individual charging stands (part of the original design) to 2 charging platforms that will each accommodate up to 8 charges.

- Consultants structural and electrical team will provide design services to design charging platforms. This effort will include modeling the existing (as-built) locations of the conduit stubs through the new island slab. The 3-D modeling was necessary to ensure all connections could be properly made to the new, set to be installed chargers.
- In response to RFI 44, Consultants structural team will provide a new plan sheet to include plan, elevation and details for the fabrication of the new platform design.

TASK 3: RFP PACKAGE FOR ADD ALTERNATES

3.1. RFP Package for Add Alternates

At the request of MTS, the design team has been requested to prepare an RFP package of the added alternates for this project: Generator, Battery Storage & Photo-Voltaic.

- Prepare and submit a stand-alone plan set to include new and reformatted plan sheets and specifications, specific to the items listed above. This submittal must take into consideration the field changes that have taken place during construction of the previous phase of work.
- Although the majority of the information required in this RFP had previously been prepared (i.e. plans and specifications), a significant effort from the team has been required and is outlined below:
 - Drawings to be updated: All CAD files needed to be updated to include splitting existing work out onto new layers and revise notes; add additional details for work to be completed as part of this scope include:
 - G-0 Cover Sheet
 - C.1 Civil General Notes
 - C.2 Demolition Plan

- C.3 Civil General Plan
- C.4 Civil Details
- C.5 Utility Plan
- ES.1 Electrical Site Plan
 - Update equipment to meet as built conditions,
 - modify notes on new vs existing,
 - add overall scope to general notes
- E.2 Enlarged Site Plan
 - Update Substation A and pads to match as built conditions,
 - modify notes on new & existing
- E.3 Enlarged Site Plan
 - Update Substation B and chargers.
 - Add notes for PV Inverter installation, coordination, and raceways
- E.10 Electrical Details
 - Remove and revise some details
- E.11A Unit Substation A Details
 - Revise to match as-builts as designed conditions changed (only one MV feeder)
 - change layout and update new equipment
- E.11B Unit Substation B
 - Revise to match as-builts
 - Update minor corrections from previous plans
- E.12 Single Line Diagram
 - Revise drawing to match existing, new, future.
 - Add detailed information on circuits
 - Update some coordination issues (PV circuit breakers)
 - Add details regarding MEMS control circuits
- E.12A Single Line Diagram Details & Sequence of Operations
 - Write new sequence of operations describing how DERs and utility should behave to optimize cost & reliability.
- Specifications to be Reviewed and Expanded
 - 26 37 13 – Microgrid Energy Management System
 - Need to be expanded with communications standards for BESS, Generator, and PV Inverters
 - Reference to Sequence of Operations
 - 26 13 13 – MV Switchgear & 26 11 16 Secondary Unit Substation
 - Expand and clarify requirements for paralleling switchgear capabilities for Genset & BESS to operate as described by client

TASK 4: DESIGN SERVICES DURING CONSTRUCTION

Provide additional design support services during construction (DSDC) as directed by the MTS Project Manager. The budget for DSDC included is programmed to provide services to MTS for the period beginning in March 1, 2023 and end June 30, 2023 the anticipate end of the construction period (anticipated to be a 4-month duration) plus project closeout.

DSDC effort shall include the following:

- 4.1 **Coordination:** Coordinate with and provide consultation to MTS's Project Manager either in person or via telephone/email during the construction phase of the project (a duration of 4 months).
- 4.2 **Jobsite Meetings:** Attend weekly jobsite and design/construction meetings as requested by MTS Project Manager and attended by the Contractor's representative and MTS's Project Manager. It is assumed that one person from WSP and one from DE will attend the weekly meeting. It is assumed the meetings will be 1.5 hours in duration. Construction is scheduled to be completed within 4 months of notice to proceed of this work order.

- 4.3 **Review Submittals:** At the request of the MTS PM/RE, the Consultant Team will review and approve or take other appropriate action in respect to Contractor-prepared submittals required by the specifications, including shop drawings, product catalog cut sheets, certificates of compliance, samples, and other data which the Contractor is required to submit, but only for general conformance with the information given in the Contract Documents. Such review and approvals or other action will not extend to means, methods, techniques, equipment choice and usage, sequences, schedules, purchasing regulation compliance, or procedures of construction or to related safety precautions and programs.
- Submittals reviewed by the Consultant Team and returned to the MTS PM/RE will be marked according to the action categories stated in the project special provisions with an electronic stamp, signature of the reviewer, and date of submittal review. The Consultant Team will endeavor to review submittals, recommend submittal action, and return submittals to the MTS PM within ten working days of receipt. The Consultant Team will retain one copy of submittal for record-keeping purposes.
- 4.4 **Respond to Requests for Information (RFI):** As directed by the MTS PM/RE, the Consultant Team will review and respond to reasonable and appropriate Contractor RFI's forwarded from the MTS Project Manager and issue necessary clarifications and interpretations of the Contract Documents as appropriate. Any orders authorizing variations from the Contract Documents will be made by the MTS PM. The Consultant Team will use SharePoint software system to respond to RFIs electronically. It is our assumption that the CM team would address the majority of the RFI's..
- 4.5 **Prepare Design Revisions/Design Change Notices (DCN):** Prepare revisions to design drawings and technical specifications as directed by the MTS PM. Design revisions will be annotated in a manner directed by the MTS PM. Modifications to the project drawings and specifications may be required prior to and during the construction phase of the project. The Consultant Team will work with MTS to assess the purpose for implementing a potential change, to develop an appropriate solution, and will then develop corresponding revisions to the drawings and specifications. Design revisions may be in response to action required by an RFI, an unforeseen site condition, value-engineering, etc. and will be annotated in a manner directed by MTS. If requested by MTS, the Consultant Team will develop cost estimates to coincide with the proposed changes. Design revisions made in response to an unforeseen site condition, value engineering or a directive from MTS may entail design services that are not included in this scope of services. A fee estimate for the additional design services will be provided to MTS, and the fee amount agreed upon, prior to Consultant's proceeding with the change. Design revisions will be transmitted in PDF file format.

II. DELIVERABLES

Task 1

Monthly Progress Reports

Task 2

Structural Plan sheet of the Charging Platforms

Task 3

RFP Add Alternate Package including plans and specifications

Task 4

If required by the scope of services, three copies of each deliverable will be submitted, unless otherwise requested by MTS as well as electronically in PDF format so that MTS can print additional copies if necessary. Drawing submittals will be made with half size drawings.

III. SCHEDULE OF SERVICES/MILESTONES/DELIVERABLES

Based on an assumed continuation of the project, start date of March 2023 for continued construction.

IV. MATERIALS TO BE PROVIDED BY MTS

N/A.

V. SPECIAL CONDITIONS/ASSUMPTIONS

Any condition listed below applies solely to this Task Order and does not otherwise alter the Agreement or other Task Orders. The Scope and Fees are based on the following assumptions.

- A. This task order will be limited to the time and materials fee budget negotiated as shown in Attachment B.
- B. Assumes Weekly jobsite meetings
- C. The project delivery method will be a single prime construction contractor using the design/bid/build approach.
- D. Three copies of each deliverable will be submitted, unless otherwise requested by MTS, as well as electronically in PDF format so that MTS can print additional copies if necessary. Drawing submittals (prior to final drawings) will be made with half size drawings.
- E. Out of town travel is not included, nor expected, in the phase of the project.

ATTACHMENT B NEGOTIATED FEE PROPOSAL

DRAFT

Work Order Estimate Summary

Att.A, AI 7, 04/20/23

MTS Doc. No. **PWL353.0-22**

Work Order No. **WOA353-AE-18**

Attachment: **B**

Work Order Title: **MTS SBMF ZEB (Phase 1) DSDC**

Project No: **10091131**

Table 1 - Cost Codes Summary (Costs & Hours)

Item	Cost Codes	Cost Codes Description	Total Costs
1	Labor	Direct Labor	\$161,392.32
2	ODC	Other Direct Costs	

Totals = **\$161,392.32**

Table 2 - TASKS/WBS Summary (Costs & Hours)

Item	TASKS/WBS	TASKS/WBS Description	Labor Hrs	Total Costs
1	Task 1	Project Management	54	\$14,460.38
2	Task 2	90% Construction Documents - Design Development (DD)	109	\$17,075.77
3	Task 3	100% Construction Documents (CD)	245	\$41,011.99
4	Task 4	Design Support During Construction	373	\$88,844.18

Totals = **781** **\$161,392.32**

Table 3 - Consultant/Subconsultant Summary (Costs & Hours)

(If Applicable, Select One)				Consultant	Labor Hrs	Total Costs
DBE	DVBE	SBE	Other			
				Dokken Engineering	269	\$55,919.12
				WSP	512	\$105,473.20

Totals = **781** **\$161,392.32**

Work Order Estimate Summary

Att.A, Al 7, 04/20/23

MTS Doc. No.:	PWL353.0-22
Work Order No.:	WOA353-AE-18

Dokken Engineering

Attachment: B

Total Hours =	269
Total Costs =	\$55,919.12

MTS SBMF ZEB (Phase 1) DSDC

Item	TASKS/WBS Description	Totals		
		ODCs (See Attachment)	Contract Manager	Engineer - 3 Engineer - 1
			\$ 299.01	\$ 169.80 \$ 111.07

[illegible]

Percentage of Total (Hours) = N/A

Percentage of Total (Costs) =

Work Order Estimate Summary

Consultant/ Subconsultant: **Dokken Engineering**

Contract No:	PWL353.0-22
Task Order No.	WOA353-AE-18

Attachment: B

Work Order Title: **MTS SBMF ZEB (Phase 1) DSDC**

ODC Item	Description	Unit	Unit Cost	TASKS/WBS (1-5)											
				Task 1		Task 2		Task 3		Task 4		Task 5			
				Quantity	Total	Quantity	Total	Quantity	Total	Quantity	Total	Quantity	Total		
1															
2															
3															
4															
5															
6															
7															
8															
9															
10															
				Subtotal =		Subtotal =		Subtotal =		Subtotal =		Subtotal =		Subtotal =	

[illegible]

Work Order Estimate Summary

MTS Doc. No.: **PWL353.0-22**
Work Order No.: **WOA353-AE-18**

Attachment: **B**Consultant/Subconsultant: **WSP**Work Order Title: **MTS SBMF ZEB (Phase 1) DSDC**

Total Hours =	512
Total Costs =	\$105,473.20

Item	TASKS/WBS	TASKS/WBS Description	ODCs (See Attachment)	Contract Manager	Project Manager	Engineer - Principal	Engineer - Senior	Engineer - 2	Engineer - 1	Project Controls - 2	Total Hours	Totals
1	Task 1	Project Management										
1.1		Project Management		4	4	8				12	24	\$5,490.08
		Subtotals (Hours) =								12	24	\$5,490.08
		Subtotals (Costs) =		\$1,225.84	\$2,388.40					\$1,875.84	24	\$5,490.08
2	Task 2	90% Construction Documents - Design Development (DD)										
2.1		Charging Platforms			4	4	7.5	80.5	12.5		105	\$16,138.15
		Subtotals (Hours) =			4	7.5	80.5	12.5			105	\$16,138.15
		Subtotals (Costs) =		\$1,194.20	\$1,750.35	\$12,070.98	\$1,122.63				105	\$16,138.15
3	Task 3	100% Construction Documents (CD)										
3.1		RFP Package for Add Alternates			5	5	48	82	20		155	\$26,787.09
		Subtotals (Hours) =			5	48	82	20			155	\$26,787.09
		Subtotals (Costs) =		\$1,492.75	\$11,202.24	\$12,295.90	\$1,796.20				155	\$26,787.09
4	Task 4	Design Support During Construction										
4.1		Coordination			48	24					72	\$19,931.52
4.2		Jobsite Meetings			32						32	\$9,553.60
4.3		Review Submittals			8	16	8				32	\$7,322.08
4.4		Respond to Requests for Information			8	40	8				56	\$12,923.20
4.5		Prepare Design Revisions/Design Change Notices			4	16	16				36	\$7,327.48
		Subtotals (Hours) =		100	96	32					228	\$57,057.88
		Subtotals (Costs) =		\$29,855.00	\$22,404.48	\$4,798.40					228	\$57,057.88
		Totals (Summary) =									512	\$105,473.20
		Total (Hours) = N/A		4	117	152	195	33		12	512	\$105,473.20
		Total (Costs) =		\$1,225.84	\$34,930.35	\$35,357.07	\$29,165.28	\$2,918.83		\$1,875.84		
		Percentage of Total (Hours) = N/A		1%	23%	30%	38%	6%		2%		
		Percentage of Total (Costs) =		1%	33%	34%	28%	3%		2%		

Work Order Estimate
Summary

Consultant/ Subconsultant: **WSP**

Contract No: **PWL 353.0-22**

Task Order No: **WOA353-AE-18**

Attachment: **B**

Work Order Title: **MTS SBMF ZEB (Phase 1) DSDC**

TASKS/WBS (1-5)													
ODC Item	Description	Unit	Unit Cost	Task 1		Task 2		Task 3		Task 4		Task 5	
				Quantity	Total	Quantity	Total	Quantity	Total	Quantity	Total	Quantity	Total
1	Repro & Graphics	LS	\$1.00										
2	Deliveries	LS	\$1.00										
3	mileage	MI	\$0.57										
4	Scanning	LS	\$1.00										
5	Other (Photo, parking,etc.)	LS	\$1.00										
6	Aerial Photography	LS	\$1.00										
7	Hotel	EA	\$250.00										
8	Meals	EA	\$100.00										
9	Airfare	EA	\$800.00										
10	Rental Car	LS	\$85.00										
				Subtotal =		Subtotal =		Subtotal =		Subtotal =		Subtotal =	

TASKS/WBS (6-10)													
ODC Item	Description	Total		Total		Total		Total		Total		Totals	
		Quantity	Total	Quantity	Total	Quantity	Total	Quantity	Total	Quantity	Total	Quantity	Total
1	Repro & Graphics												
2	Deliveries												
3	mileage												
4	Scanning												
5	Other (Photo, parking, etc.)												
6	Aerial Photography												
7	Hotel												
8	Meals												
9	Airfare												
10	Rental Car												
		Subtotal =		Subtotal =		Subtotal =		Subtotal =		Subtotal =		Subtotal =	Totals =



Agenda Item No. 8

MEETING OF THE SAN DIEGO METROPOLITAN TRANSIT SYSTEM BOARD OF DIRECTORS

April 20, 2023

SUBJECT:

Special Trackwork Replacement – Work Order Agreement

RECOMMENDATION:

That the San Diego Metropolitan Transit System (MTS) Board of Directors authorize the Chief Executive Officer (CEO) to execute Work Order WOA352-AE-12 under MTS Doc. No. PWL352.0-22 (in substantially the same format as Attachment A) with HDR Inc. (HDR), in the amount of \$413,230.03 for design services for special trackwork replacement at the Yard A track and Newton crossover.

Budget Impact

The total cost of this contract is estimated to be \$413,230.03. The project is funded by MTS Capital Improvement Program (CIP) Project number 2005116401 – Special Trackwork Replacement, and CIP Project number 1009111206 - “Miscellaneous Capital.”

DISCUSSION:

This project is for design services required for the existing turnouts, crossover, diamonds, and adjoining trackwork that are to be removed and replaced with new track components. The existing track components are at the end of their useful service life and require replacement. This includes the replacement of approximately 800 feet of track, four (4) EA No. 6 turnouts, one (1) EA No. 6 crossover, and three (3) EA diamonds on the Blue Line between the A Yard and “12th and Imperial” Station. Also, this includes the replacement of existing Newton crossover on the Orange Line. Lastly, this project includes a 20% design for a Blue Line-to-Green Line connection to determine the feasibility of that project.

Once the design is complete, it is anticipated funding for project construction will be requested as part of the fiscal year (FY25) Capital Improvement Project budget process.



On September 15, 2021, MTS issued a solicitation for On-Call Architectural and Engineering (A&E) Design Services by requesting Statements of Qualifications (RFSQ) from firms with expertise in a variety of A&E design and related consulting services separated into the following three (3) categories:

- Category A: Comprehensive/Full Service - Five (5) prime contracts
- Category B: Small Business Set Aside - Three (3) prime contracts awarded to a certified Small Business (SB) or a Disadvantaged Business Enterprise (DBE) certified firm (which is also considered to be a Small Business)
- Category C: Specialty Prime – Up to Five (5) specialty service contracts

On May 12, 2022 (AI 10), seven (7) firms were selected to perform various A&E services as part of MTS's On-Call panel. For projects requiring A&E services, work orders will be issued to these firms.

MTS staff reviewed the approved A&E firms in Category A, and utilizing the rotation process, selected HDR, to perform the requisite services.

HDR's proposed amount of \$413,230.03 is less than MTS's Independent Cost Estimate (ICE) of \$450,670.78, and thus was determined to be fair and reasonable. HDR will utilize the following subcontractor:

Firm Name	Classification	Value of Services
Aguirre & Associates	DBE	\$59,442.81

MTS received pricing for these services from HDR, and after a thorough review, determined that the pricing is fair and reasonable.

Therefore, staff recommends that the MTS Board of Directors authorize the CEO to execute Work Order WOA352-AE-12 under MTS Doc. No. PWL352.0-22 (in substantially the same format as Attachment A) with HDR, in the amount of \$413,230.03 for design services for special trackwork replacement at the Yard A track and Newton crossover.

/s/ Sharon Cooney
Sharon Cooney
Chief Executive Officer

Key Staff Contact: Julia Tuer, 619.557.4515, Julia.Tuer@sdmts.com

Attachment: A. Draft Work Order WOA352-AE-12



Metropolitan Transit System

April 20, 2023

MTS DOC No. PWL352.0-21
Work Order WOA352-AE-12

Mr. Thomas K. Kim
Senior Vice President
HDR Engineering, Inc.
401 B Street, Suite 110
San Diego, CA 92101

Dear Mr. Kim:

Subject: MTS DOC. NO. PWL352.0-21, WORK ORDER WOA352-AE-12; DESIGN
SERVICES FOR SPECIAL TRACKWORK REPLACEMENT

This letter shall serve as our agreement for professional services, Work Order WOA352-AE-12, under the General Engineering Consultant Agreement, MTS Doc. No. PWL352.0-21, as further described below.

SCOPE OF SERVICES

This work order shall provide design services for special trackwork replacement at the Yard A track and Newton crossover. Work provided under this Work Order will be performed in accordance with the attached Scope of Services (Attachment A)

SCHEDULE

The Scope of Services, as described above, shall remain in effect for a period of three hundred thirty-six (336) calendar days from the date of the Notice to Proceed.

PAYMENT

Payment shall be based on actual costs in the amount not to exceed \$413,230.03 without prior authorization of MTS.



Please sign below, and return the document to the Contracts Specialist at MTS. All other terms and conditions shall remain the same and in effect.

Sincerely,

Accepted:

Sharon Cooney
Chief Executive Officer

Thomas K. Kim
HDR Engineering, Inc.

Date: _____

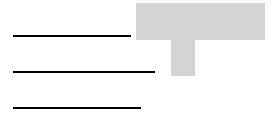
Attachments: Attachment A, Scope of Services
Attachment B, Negotiated Fee Proposal

DRAFT

ATTACHMENT A

SCOPE OF SERVICES

DRAFT



WORK ORDER TITLE: Design Services for various track improvements with Yard A

I. PROJECT DESCRIPTION

This project is the culmination of several necessary improvements to the existing Blue Line and associated trackwork connections to Yard A to facilitate improved operations and to maintain a state of good repair. The work for this project includes the following tasks items:

- Replace five (5) existing turnouts with new in-kind turnouts, including hand throw switches. One of the turnouts consists of curved points and shall be of custom design.
- Replace one (1) existing crossover. The new (in-kind) crossover shall include new hand throw switches and RBM frogs.
- Replace three (3) existing diamond crossings at interface between Blue and Orange Lines to match existing style and type. Design shall incorporate necessary earth enclosure to accommodate future maintenance.
- Replace existing rail between special trackwork as shown on Exhibit A. The rail shall be head hardened, 115 RE on concrete ties.
- Incorporate restraining rail on inner rail of both EB and WB curves between the replaced crossover and diamonds to be replaced.
- All trackwork shall be coordinated to minimize rework of existing overhead catenary system.

Under this Work Order, Consultant will also provide assistance in the procurement process of long lead special trackwork.

II. EXPECTED RESULTS

The Work Order will provide 50, 95, and 100 percent construction documents which includes plans, specifications, and cost estimate to support construction of the improvements as described herein. It is anticipated that this project will be bid out separately and not completed using the Job Order Contract process. The Consultant shall also develop a separate Procurement Package to support MTS in owner procuring long-lead items, specific to special trackwork.

III. SCOPE OF WORK

The scope of work to be performed by Consultant shall consist of the following tasks and deliverables:

TASK 1- WORK ORDER MANAGEMENT

This task includes project management services associated with this work order, including the requirements for progress reports, invoicing, meetings, quality assurance/quality control, and administration of the Consultant's and subconsultant's work.

1.1 Provide project management services including the requirements for invoicing, scheduling, monthly project progress reports, and administration of the Consultant's team. Consultant will submit one (1) copy of a monthly progress report consisting of a written narrative to the MTS PM.

- 1.2 Provide project coordination with MTS.
- 1.3 Provide coordination and oversight of subconsultant(s) and integration of plans and specifications into submittal packages.
- 1.4 Also included in Project Management is QA/QC which will be performed on all deliverables. To confirm quality of work and compliance with the scope of work, the Consultant shall perform a systematic in-house review of all documents produced prior to submittal. All reviewed documents will have a check box or signature page indicating review has been performed.

Assumptions:

- Monthly team meetings will be established and attended by up to three (3) consultant team members. In addition, design review meetings will be held following each milestone submittal to address comment resolution. Each review meeting will be attended by up to three (3) consultant team members. Consultant shall coordinate meetings, develop agendas, and provide meeting minutes for each team meeting.

Deliverables:

- Monthly progress reports and invoices.
- Meeting agendas and meeting minutes.

TASK 2 – FIELD SURVEY AND INVESTIGATION

2.1 Field Survey

The Consultant will perform field survey needed to develop the existing topography to support design efforts within the vicinity as bound and defined in Exhibit A. Features to be collected will include but not be limited to top of rail, key points of existing special trackwork, OCS poles, roadway and roadway crossing features along access roads, fences, signs, utility boxes, etc. Additionally, ground shot cross sections will be obtained for roadway crossing locations. A DTM of collected points will be provided. The Consultant shall provide a survey control sheet to support proposed improvements within the Project footprint.

2.2 Site Investigation

The Consultant will conduct initial site visit with the project team to examine existing infrastructure and confirm existing conditions.

Additional site visits may be performed as necessary during the contract for site condition verification as the design progresses. During these site visits the attendance of the project team may be requested for consultation.

During the site visits the Consultant shall perform field observations, take photographs, measurements, calculations, etc., as necessary to support design development of the project.

Assumptions:

- Horizontal control is NAD 83 per ROS 14492. Vertical control is in terms of City BM.

Deliverables:

- DTM, .txt points files, points in CAD file, survey control sheets

TASK 3 - DESIGN SUPPORT SERVICES

The Consultant shall develop final design documents that will include plans, specifications, and estimates for the Project. In addition, a separate Procurement Package shall be developed to procure 'long-lead' items associated with this project early and mitigate delays to the project schedule. At a minimum, the items anticipated to be included in the procurement package consist of: turnouts, crossovers and diamonds, including any associated track-mounted equipment (e.g., earth box for switch machines). The anticipated milestone submittals for the construction package are 50%, 95%, and 100%. Draft and final procurement packages will be submitted separately.

3.1 Track Design

The existing turnouts, crossover, diamonds, and adjoining trackwork are to be removed and replaced with new track components, in-kind or similar as determined by MTS, in accordance with Exhibit A. The existing track section shall be removed to existing hardpan and a new section will be constructed with the installation of the new track components. It is noted that one existing yard switch is composed of curved switch points and requires replacement in-kind.

The turnouts and crossover shall be No. 6 hand throw, and frogs within mainline track shall include a standard flangeway and be of RBM style. Those frogs with existing yard track shall be of self-guarded style.

All turnouts and crossover are operated with hand throw switches. Existing switches shall be replaced in-kind as detailed on Exhibit A.

Existing track shown on Exhibit A shall be removed and replaced with new rail and include required compromise joints. As part of the track replacement, the section of track to be replaced between the crossover and diamonds, shall include restraining rails.

It is anticipated that no improvements will be constructed within public right-of-way of the City of San Diego, and therefore coordination and approvals with the city's development services will NOT be necessary and are excluded. Any needed traffic control will be the construction contractor's responsibility and will be defined as such within the construction documents. Development of traffic control plans is excluded.

No coordination with CPUC is anticipated as the project is considered a maintenance project and no changes to track or roadway profiles are anticipated and is excluded.

3.2 Project Specifications and Estimate

The consultant shall develop project specifications and a detailed cost estimate. The specifications shall accompany the submittal starting with the 50% submission and the cost estimate will accompany each milestone submission. In addition, a bid list will be provided with

the 100% submission. It is anticipated that the proposed specifications will be developed based on previous construction contracts of similar type work using Master Format, and the estimates based on similar historical data from similar past projects.

An estimate shall also be developed and provided with the final procurement package, covering material procurement costs.

3.3 Procurement Package

Consultant shall develop a procurement package based on the final design project details to support owner procurement of long-lead items defined previously. The procurement package shall include details for manufacturers' use in developing shop drawings for approval by MTS. As noted, an estimate will be included with the submission of the final procurement package.

Assumptions:

- Project limits are as defined by Exhibit A.

Deliverables:

- 50%, 95% and 100% Construction Package (PS&E)
- Draft and Final Procurement Package

TASK 4 – CONSTRUCTION PHASING PLAN

The Consultant will develop a construction phasing plan to be approved by MTS. The phasing plan shall be developed to support development of contractual requirements but excluded from the final PS&E. The phasing plan will be developed in conjunction with MTS operations and will consider operational limitations imposed on MTS by major events, and conventions which generate substantial ridership at certain times.

Assumptions:

- Plans will not be included in PS&E set

Deliverables:

- Layered phasing pdf.

TASK 5 – PROCUREMENT BID SUPPORT AND SHOP DRAWING REVIEW

The Consultant shall provide support to MTS in owner procurement of special trackwork material. This support will include responding to inquiries from prospective manufacturers' and providing updates to the procurement package through the issuance of addenda.

The Consultant shall also provide support to the MTS PM in reviewing shop drawings for the special trackwork related to the project.

Task 5 shall require a separate NTP to initiate these services.

Assumptions:

- Up to 2 addenda will be issued and Consultant will provide support over a 2-month period, assuming 2 hours a week to respond to general inquiries and support to the MTS PM.
- Shop drawing review is limited to 24 hours.

Deliverables:

- Supporting documents for addendums
- Shop drawing review comments

TASK 6 – DEVELOP 20% DESIGN FOR BLUE TO GREEN LINE CONNECTION

The Consultant shall develop 20% design level track plans, including a phasing concept to provide a footprint to preserve future ROW needed to support the Blue to Green Line double track connection. The double track connection from Blue to Green Line will require two new No. 6 turnouts, a proposed diamond crossing, double track connection, westbound track tying into a new slip switch and east bound track tying into previous yard track immediately north and parallel to Building A. In addition to track layout, the Consultant shall develop 2 station platform options for a new platform south of the existing track. Option 1 shall line up with the existing platform at the parking structure, and provide two ADA crosswalks, one of which aligns with the existing ADA crosswalk location. Option 2 shall be a staggered platform, with NO impacts to the Building A footprint and have at least one ADA crosswalk. Consultant to check that 1 crosswalk is sufficient for emergency egress. This will support other adjacent planning efforts currently underway.

Assumptions:

- Reviews and review comments provided will be coordinated with the 50% submittal of the construction package to minimize additional review meetings.
- As this Task is funded separately, it will be tracked as a separate activity on the schedule and invoices but will be included on the same monthly invoice.

Deliverables:

- This effort will include submission of a draft and final set of the 20% plans.

IV. PERIOD OF PERFORMANCE

The period of service shall be a duration of 336 calendar days from the notice to proceed.

V. DELIVERABLES

Monthly progress reports and invoices. Meeting agendas and meeting minutes.

50%, 95%, and 100% Plans, Specifications, and Estimate. Provide a PDF of each document included for submission to MTS.

20% Plans for Blue to Green Line Connection. Provide a PDF of the draft and final packages.

A standalone procurement package for MTS to procure long-lead items. The procurement package will be submitted at the time of the 100% submission and include plans, specifications, and a cost estimate.

The completed Construction Package is anticipated to include the following:

<i>General</i>	<u>Construction Package Sheet Count</u>	<u>Procurement Package Sheet Count</u>
Title Sheet and Index	1	1
MTS General Notes	1	1
Legend/Symbols/Abbreviations	1	1
Survey Control Sheet	1	-
<i>Track</i>		
Demolition Plans	2	-
Geometry Tables	2	2
Track Plan & Profile Plans	2	2
Track Profiles	2	-
Typical Sections	3	-
Straight Turnout Detail	3	2
Hand Throw Switch	1	-
Curved Turnout Switch	3	1
Crossover Detail	3	1
Diamond #1 Detail	2	1
Diamond #2 Detail	2	1
Diamond #3 Detail	2	1
Special Trackwork Details	5	2
Infill Rubber Rail Interface Detail	1	-
Restraining Rail Detail	1	1
<i>Civil Sheets</i>		
Plan View	2	-
Civil Details	2	-
<i>Construction Phasing</i>		
Plan View	5	-
Total Sheets	47	17

**20% Blue to Green Line
Connection****Concept
Drawings
Sheet Count****Alternative #1**

Track/Platform Plan	2
Phasing and Footprint Plan	1
Details	1

Alternative #2

Track/Platform Plan	2
Phasing and Footprint Plan	1
Details	1

VI. SCHEDULE OF SERVICES/MILESTONES/DELIVERABLES**A. Tasks Schedule**

Refer to Project Schedule.

B. Milestones/Deliverables Schedule

<u>Milestone/Deliverable</u>	<u>Due Date</u>
Field Survey	1 month following NTP
50% Submittal	4 months following NTP
95% Submittal	7 months following NTP
100% Submittal	9 months following NTP
Procurement Package	9 months following NTP
Show Drawing Review	As needed
20% Final Blue to Green Connection	5 months following NTP

VII. MATERIALS TO BE PROVIDED BY MTS AND/OR THE OTHER AGENCY

MTS shall provide available as-builts for Yard A, and mainline trackwork.

VIII. SPECIAL CONDITIONS

1. HDR shall not be responsible for costs associated with MTS flag protection for all onsite activities performed as necessitated by the design process.
2. MTS shall be responsible for all review/permit costs associated with the project.

IX. MTS ACCEPTANCE OF SERVICES:

Consultants shall not be compensated at any time for unauthorized work outside of this Work Order. Consultants shall provide notice to MTS' Project Manager upon 100% completion of this Work Order. Within five (5) business days from receipt of notice of Work Order completion, MTS' Project Manager shall review, for acceptance, the 100% completion notice. If Consultants provides final service(s) or final work product(s) which are found to be unacceptable due to Consultant and/or subcontractor's negligence and thus not 100% complete by MTS' Project Manager, Consultant shall be required to make revisions to said service(s) and/or work product(s) within the Not to Exceed (NTE) Budget. MTS reserves the right to withhold payment associated with this Work Order until the Project Manager provides written acceptance for the 100% final completion notice. Moreover, 100% acceptance and final completion will be based on resolution of comments received to the draft documents and delivery of final documentation which shall incorporate all MTS revisions and comments.

Monthly progress payments shall be based on actual/documented hours performed for each person/classification identified in the attached Fee Schedule and shall at no time exceed the NTE. Consultants shall only be compensated for actual performance of services and at no time shall be compensated for services for which MTS does not have an accepted deliverable or written proof and MTS acceptance of services performed.

X. DEFICIENT WORK PRODUCT:

Throughout the design and/or implementation phases associated with the services rendered by the Consultants, if MTS finds any work product provided by Consultants to be deficient and the deficiently delays any portion of the project, Consultants shall bear the full burden of their deficient work and shall be responsible for taking all corrective actions to remedy their deficient work product including but not limited to the following:

- Paying applicable delay fees,
- Revising provided documents,

At no time will MTS be required to correct any portion of the Consultants deficient work product and shall bear no costs or burden associated with Consultants deficient performance and/or work product.

XI. DELIVERABLE REQUIREMENTS

Consultants will be required to submit any and all documentation required by the Scope of Work. The deliverables furnished shall be of a quality acceptable to MTS. The criteria for acceptance shall be a product of neat appearance, well-organized, and procedurally, technically and grammatically correct. MTS reserves the right to request a resubmission of a deliverable, at no cost, if it does not meet the requirements specified in the work order or materially revise the work order. All work products will become the property of MTS. MTS reserves the right to disclose any reports or material provided by the Consultants to any third party.

Consultants shall provide with each task, a work plan showing the deliverables schedule as well as other relevant date needed for Consultants work control, when and as requested by MTS.

Consultants computer data processing and work processing capabilities and data storage should be compatible with Windows compatible PC's, text files readable in Microsoft Word, and standard and customary electronic storage. Subconsultant shall maintain backup copies of all data conveyed to MTS.

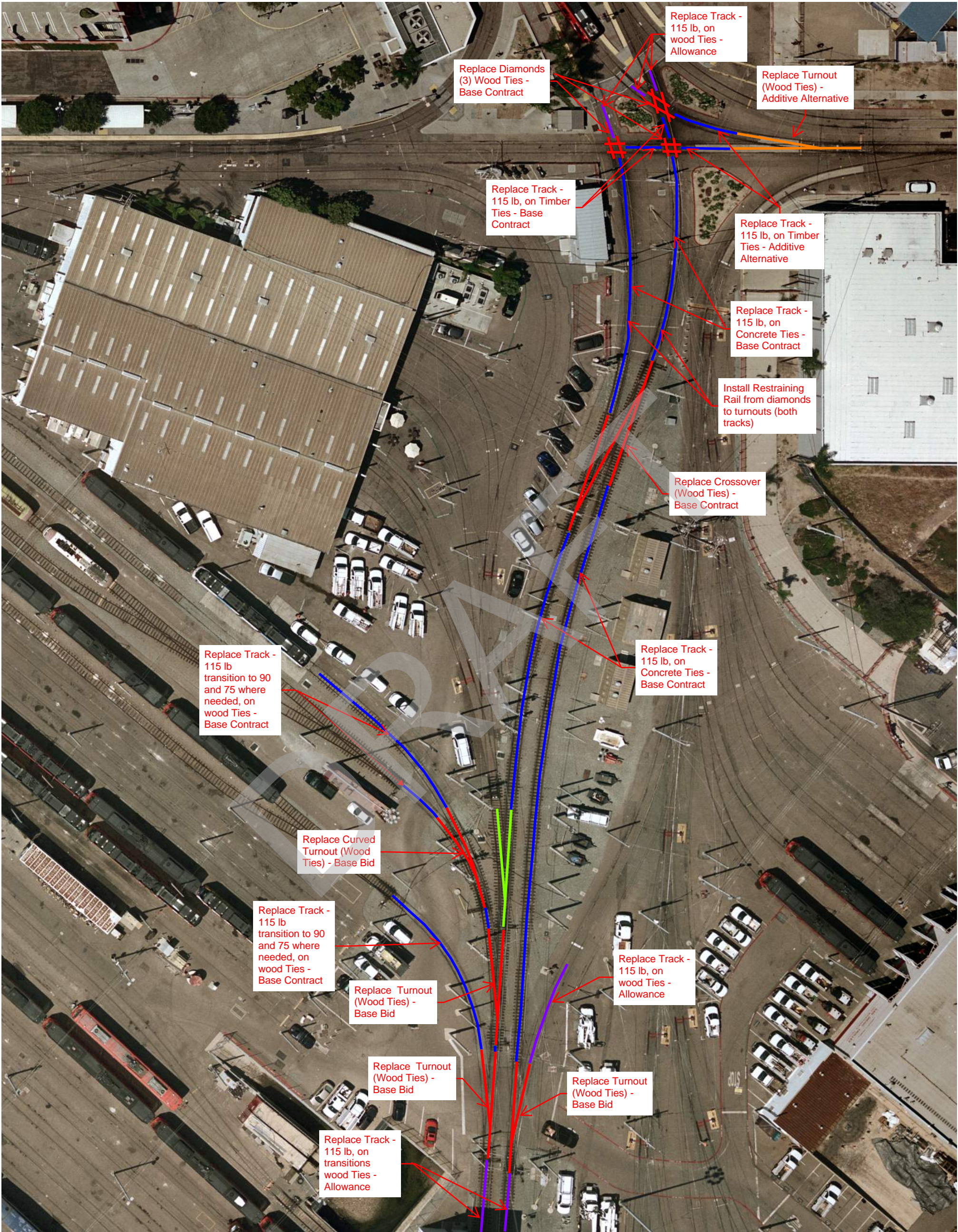
Consultants shall provide MTS with hard copy or electronic versions of reports and/or other material as requested by MTS.

XII. ADDITIONAL INFORMATION

Not Applicable to this WOA.

DRAFT

EXHIBIT A



LEGEND:

- HAND THROWN TURNOUTS (RACOR 22-E TRI-HANDLE)
- BY OTHERS
- HAND TROWN TURNOUT (RACOR 336-EC)

ID	Task Name	Duration	Start	Finish	April	May	June	July	August	September	October	November	December	January	February	March	April	May	June	July	August
1	Yard A Track Replacement	336 days	Mon 4/3/23	Thu 7/25/24	E	B	M	E	B	M	E	B	M	E	B	M	E	B	M	E	B
2	NTP	0 days	Mon 4/3/23	Mon 4/3/23																	
3	Work Order Management	180 days	Mon 4/3/23	Tue 12/19/23																	
4	Management	9 mons	Mon 4/3/23	Tue 12/19/23																	
5	Team Meetings	169 days	Tue 4/11/23	Tue 12/12/23																	
15	Project Design	181 days	Mon 4/10/23	Thu 12/28/23																	
16	Survey and Field Investigation	10 days	Mon 4/10/23	Fri 4/21/23																	
17	Develop Base Files	5 days	Mon 4/24/23	Fri 4/28/23																	
18	50% Design	70 days	Mon 5/1/23	Tue 8/8/23																	
19	Track Design	20 days	Mon 5/1/23	Fri 5/26/23																	
20	Develop Draft Phasing Concept	10 days	Tue 6/13/23	Mon 6/26/23																	
21	50% Specifications	15 days	Tue 6/6/23	Mon 6/26/23																	
22	50% Cost Estimate	15 days	Tue 6/6/23	Mon 6/26/23																	
23	QC	10 days	Tue 6/27/23	Tue 7/11/23																	
24	Submit to MTS	0 days	Tue 7/11/23	Tue 7/11/23																	
25	MTS Review Period	15 days	Wed 7/12/23	Tue 8/1/23																	
26	Comment Review	5 days	Wed 8/2/23	Tue 8/8/23																	
27	95% Design	56 days	Wed 8/2/23	Fri 10/20/23																	
28	Incorporate 50% Comments	5 days	Wed 8/2/23	Tue 8/8/23																	
29	Track Design	15 days	Wed 8/9/23	Tue 8/29/23																	
30	Develop Final Phasing Concept	5 days	Thu 9/7/23	Wed 9/13/23																	
31	Draft Specifications	10 days	Thu 8/31/23	Thu 9/14/23																	
32	95% Cost Estimate	10 days	Thu 8/31/23	Thu 9/14/23																	
33	QC	10 days	Fri 9/15/23	Thu 9/28/23																	
34	Submit to MTS	0 days	Thu 9/28/23	Thu 9/28/23																	
35	MTS Review Period	10 days	Fri 9/29/23	Fri 10/13/23																	
36	Comment Review	5 days	Mon 10/16/23	Fri 10/20/23																	
37	100% Design	45 days	Mon 10/23/23	Thu 12/28/23																	
38	Incorporate 95% Comments	5 days	Mon 10/23/23	Fri 10/27/23																	
39	Track Design	12 days	Mon 10/30/23	Wed 11/15/23																	
40	Final Specifications	12 days	Mon 10/30/23	Wed 11/15/23																	
41	100% Cost Estimate	7 days	Mon 11/6/23	Wed 11/15/23																	
42	QC	10 days	Tue 11/21/23	Wed 12/6/23																	
43	Submit to MTS	0 days	Wed 12/6/23	Wed 12/6/23																	
44	MTS Review Period	10 days	Thu 12/7/23	Wed 12/20/23																	
45	Comment Review	5 days	Thu 12/21/23	Thu 12/28/23																	
46	Submit IFB Package	0 days	Thu 12/28/23	Thu 12/28/23																	
47	Procurement Package	81 days	Wed 8/9/23	Wed 12/6/23																	

Project: Yard A Schedule
Date: Mon 2/13/23

Task

Split

Milestone

Summary

Project Summary

Inactive Task

Inactive Milestone

Inactive Summary

Manual Task

Duration-only

Manual Summary Rollup

Manual Summary

Start-only

Finish-only

External Tasks

External Milestone

Deadline

Progress

Manual Progress

Page 1

ID	Task Name	Duration	Start	Finish	April	May	June	July	August	September	October	November	December	January	February	March	April	May	June	July	August
48	NTP	0 days	Wed 8/9/23	Wed 8/9/23	E	B	M	E	B	M	E	B	M	E	B	M	E	B	M	E	B
49	Develop Draft Procurement Package	30 days	Wed 8/9/23	Wed 9/20/23																	
50	Develop Final Procurement Package	25 days	Mon 10/30/23	Wed 12/6/23																	
51	Procurement Support	120 days	Fri 2/9/24	Thu 7/25/24																	
52	Bid Support	2 mons	Fri 2/9/24	Thu 4/4/24																	
53	Shop Drawing Review	1 mon	Fri 6/28/24	Thu 7/25/24																	
54	Blue to Green Line Concept Development	107 days	Mon 4/3/23	Fri 9/1/23																	
55	Develop Draft 20% Design	55 days	Mon 4/3/23	Mon 6/19/23																	
56	Develop Drawings	30 days	Mon 4/3/23	Fri 5/12/23																	
57	QC	10 days	Mon 5/15/23	Fri 5/26/23																	
58	Submit to MTS	0 days	Fri 5/26/23	Fri 5/26/23																	
59	MTS Review Period	10 days	Tue 5/30/23	Mon 6/12/23																	
60	Comment Review	5 days	Tue 6/13/23	Mon 6/19/23																	
61	Develop Final 20% Design	52 days	Tue 6/20/23	Fri 9/1/23																	
62	Incorporate Draft Comments	7 days	Tue 6/20/23	Wed 6/28/23																	
63	Develop Drawings	15 days	Thu 6/29/23	Thu 7/20/23																	
64	QC	5 days	Fri 7/21/23	Thu 7/27/23																	
65	Submit to MTS	0 days	Thu 7/27/23	Thu 7/27/23																	
66	MTS Review Period	10 days	Fri 7/28/23	Thu 8/10/23																	
67	Comment Review	5 days	Fri 8/11/23	Thu 8/17/23																	
68	Incorporate Comments/Finalize Concept(s)	10 days	Fri 8/18/23	Thu 8/31/23																	
69	Submit Final Concept	0 days	Fri 9/1/23	Fri 9/1/23																	

Project: Yard A Schedule
Date: Mon 2/13/23

Task

Split

Milestone

Summary

Project Summary

Inactive Task

Inactive Milestone

Inactive Summary

Manual Task

Duration-only

Manual Summary Rollup

Manual Summary

Start-only

Finish-only

External Tasks

External Milestone

Deadline

Progress

Manual Progress

ATTACHMENT B NEGOTIATED FEE PROPOSAL

DRAFT

Work Order Estimate
Summary

MTS Doc. No.	PWL 352.0-22
Work Order No.	WOA352-AE-12

Attachment: A

Work Order Title: Design Services for Various Track Improvements with Yard A

Project No: Estimate

Table 1 - Cost Codes Summary (Costs & Hours)

Table 2 - TASKS/WBS Summary (Costs & Hours)

Item	TASKS/WBS	TASKS/WBS Description	Labor Hrs	Total Costs
1		Work Order Management	139.0	\$34,873.83
2		Field Survey	344.0	\$64,922.24
3		Design Support Services	1,399.0	\$249,084.16
4		Construction Phasing	94.0	\$19,373.24
5		Procurement Bid Support and Shop Drawing Review	60.0	\$12,347.10
6		Blue to Green Line Connection	164.0	\$32,629.46

Totals =	2,200.0	\$413,230.03
----------	---------	--------------

Table 3 - Consultant/Subconsultant Summary (Costs & Hours)

(If Applicable, Select One)				Consultant	Labor Hrs	Total Costs
DBE	DVBE	SBE	Other			
			X	HDR Engineering, Inc.	1,884.0	\$353,787.22
			X	Aguirre & Associates	316.0	\$59,442.81

Totals =	2,200.0	\$413,230.03
----------	---------	--------------

Work Order Estimate Summary

Consultant/Subconsultant: **HDR Engineering, Inc.** MTS Doc. No.: **PWL352-0-22**
 Work Order No.: **WOA352-AE-12**

Total Hours = **1,884**
 Total Costs = **\$353,787.22**

Work Order Title: **Design Services for Various Track Improvements with Yard A** Attachment: **A**

Item	TASKS/WBS	TASKS/WBS Description	ODCs (See Attachment)	Engineer 2	Contract Manager	Architect - Senior	Technical Expert	Engineer 1	Admin Sr.	Total Hours	Totals
			\$	187.38	\$ 358.67	\$ 117.39	\$ 361.69	\$ 126.74	\$ 136.23		
1	Task 1	Work Order Management									
1.1+	Project Management (16 months)			40	8				24	72	\$13,634.08
1.2	MTS Coordination			10	2					12	\$2,591.14
1.3	Subconsultant Coordination			2	1			2		5	\$986.91
1.4	QA/QC						20			20	\$7,233.80
1.5	Team Meetings			10	10			10		30	\$6,727.90
	ODCs		\$3,700.00								\$3,700.00
		Subtotals (Hours) =		62	21		20	12	24		
		Subtotals (Costs) =	\$3,700.00	\$14,617.56	\$7,532.07		\$7,233.80	\$1,520.88	\$3,269.52		\$34,873.83
2	Task 2	Field Survey									
2.1	Field Survey			8						8	\$1,499.04
2.2	Site Investigation			8	4			8		20	\$3,947.64
2.3	Control Drawing Development										
	ODCs		\$32.75								\$32.75
		Subtotals (Hours) =		16	4			8		8	
		Subtotals (Costs) =	\$32.75	\$2,998.08	\$1,434.68			\$1,013.92		28	\$5,479.43
3	Task 3	Design Support Services									
3.1	Track Design			450	40		50	537		1,077	\$184,811.68
3.2	Project Specifications and Estimate			104	32		16	80		232	\$46,891.20
3.3	Procurement Package			46	8		4	32		90	\$16,991.28
	ODCs		\$390.00								\$390.00
		Subtotals (Hours) =		600	80		70	649		1,399	\$249,084.16
		Subtotals (Costs) =	\$390.00	\$112,428.00	\$28,693.60		\$25,318.30	\$82,254.26			

Att. A A 8 04/20/23

Work Order Estimate Summary

Consultant/Subconsultant: **HDR Engineering, Inc.** MTS Doc. No.: **PWL352-0-22**
 Work Order No.: **WOA352-AE-12**

Total Hours = **1,884**
 Total Costs = **\$353,787.22**

Attachment: **A**

Work Order Title: **Design Services for Various Track Improvements with Yard A**

Item	TASKS/WBS	TASKS/WBS Description	ODCs (See Attachment)	Engineer 2	Contract Manager	Architect - Senior	Technical Expert	Engineer 1	Admin Sr.	Total Hours	Totals
4	Task 4	Construction Phasing									
		Construction Phasing		30	16		8	40		94	\$19,323.24
		ODCs	\$50.00								\$50.00
		Subtotals (Hours) =		30	16		8	40			
		Subtotals (Costs) =	\$50.00	\$5,621.40	\$5,738.72		\$2,893.52	\$5,069.60		94	\$19,373.24
5	Task 5	Procurement Bid Support and Shop Drawing Review									
		Addendum Support		10	1		1	8		20	\$3,608.08
		General PM Support		14	2					16	\$3,340.66
		Shop Drawing Review		8	6		2	8		24	\$5,388.36
		ODCs	\$10.00								\$10.00
		Subtotals (Hours) =		32	9		3	16			
		Subtotals (Costs) =	\$10.00	\$5,996.16	\$3,228.03		\$1,085.07	\$2,027.84		60	\$12,347.10
6	Task 6	Blue to Green Line Connection									
		Review and Incorporate Proposed Concept into Basefile		2	2			4		8	\$1,599.06
		Develop Track Alignment/Profiles (2 Concepts)		28	8	8	2	8		54	\$10,792.42
		Develop 2 Station Concepts		28	8	8	2	8		54	\$10,792.42
		Develop Building A Impact Exhibit		24	6	8	2	8		48	\$9,325.56
		ODCs	\$120.00								\$120.00
		Subtotals (Hours) =		82	24	24	6	28			
		Subtotals (Costs) =	\$120.00	\$15,365.16	\$8,608.08	\$2,817.36	\$2,170.14	\$3,548.72		164	\$32,629.46
		Totals (Summary) =								1,884	\$353,787.22
		Total (Hours) =		822	154	24	107	753			
		Total (Costs) =	\$4,302.75	\$154,026.36	\$55,235.18	\$2,817.36	\$38,700.83	\$95,435.22			
		Percentage of Total (Hours) =		44%	8%	1%	6%	40%		100%	99%
		Percentage of Total (Costs) =		44%	16%	1%	11%	27%			

Work Order Estimate
Summary

Consultant/ Subconsultant:

HDR Engineering, Inc.

Contract No:

PWL352.0-22

Task Order No:

WOA352-AE-12

Work Order Title:

Design Services for Various Track Improvements with Yard A

Attachment:

A

TASKS/WBS (1-5)

ODC Item	Description	Unit	Unit Cost	Task 1		Task 2		Task 3		Task 4		Task 5	
				Quantity	Total	Quantity	Total	Quantity	Total	Quantity	Total	Quantity	Total
1	Reproduction (2022)	LS	\$100.00					3	\$300.00				
2	RR Insurance	LS	\$3,700.00	1	\$3,700.00								
3	Mileage	Mile	\$0.66	50	\$32.75			18	\$90.00	10	\$50.00	2	\$10.00
4	Transit Passes	Person	\$5.00										
5													
6													
7													
8													
9													
10													
				Subtotal =		Subtotal =		Subtotal =		Subtotal =		Subtotal =	
				\$3,700.00		\$32.75		\$390.00		\$50.00		\$10.00	

TASKS/WBS (6-10)

ODC Item	Description	Task 6												Totals	
		Quantity	Total	Quantity	Total	Quantity	Total	Quantity	Total	Quantity	Total	Quantity	Total	Quantity	Total
1	Reproduction (2022)	1	\$100.00									4	\$400.00		
2	RR Insurance											1	\$3,700.00		
3	Mileage											50	\$32.75		
4	Transit Passes	4	\$20.00									34	\$170.00		
5															
6															
7															
8															
9															
10															
		Subtotal =		Subtotal =		Subtotal =		Subtotal =		Subtotal =		Subtotal =		Totals =	
		\$120.00												\$4,302.75	

Alt. A, At 8, 04/20/23

Work Order Estimate Summary

Consultant/Subconsultant: **Aguirre & Associates** MTS Doc. No.: **PWL352.0-22**

Work Order No.:

Total Hours =	316
Total Costs =	\$59,442.81

Work Order Title: **Design Services for Various Track Improvements with Yard A** Attachment: **C**

Item	TASKS/WBS	TASKS/WBS Description	ODCs (See Attachment)	Surveyor - Senior	Surveyor 3	Party Chief (PW)	Chainman (PW)	Total Hours	Totals
				\$ 170.66	\$ 117.66	\$ 225.00	\$ 227.07		

1 Task 1 Project Management									
1.1 Project Management									
1.2 MTS and Stakeholder Coordination									
1.3 Subconsultant Coordination									
1.4 QA/QC									
1.5 Team Meetings									
Subtotals (Hours) =			N/A						
Subtotals (Costs) =									

2 Task 2 Field Survey									
2.1 Field Survey			\$100.00	42	80	91	91	304	\$57,818.89
2.2 Site Investigation									
2.3 Control Drawing Development				4	8			12	\$1,623.92
Subtotals (Hours) =			N/A	46	88	91	91	316	\$59,442.81
Subtotals (Costs) =			\$100.00	\$7,850.36	\$10,354.08	\$20,475.00	\$20,663.37	316	\$59,442.81

3 Task 3 Design Support Services									
Subtotals (Hours) =			N/A						
Subtotals (Costs) =									

4 Task 4 Construction Phasing									
Subtotals (Hours) =			N/A						
Subtotals (Costs) =									

5 Task 5 Procurement Bid Support and Shop Drawing Review									
Subtotals (Hours) =			N/A						
Subtotals (Costs) =									

Totals (Summary) =									
Total (Hours) =	N/A	\$100.00	\$7,850.36	46	88	91	91		
Total (Costs) =									\$59,442.81
Percentage of Total (Hours) =	N/A	0%	15%	13%	28%	29%	29%	100%	
Percentage of Total (Costs) =					17%	34%	35%		

Work Order Estimate
Summary

Consultant/ Subconsultant:

Aguirre & Associates

Contract No:

PWL352.0-22

Task Order No.

WOA352-AE-12

Work Order Title:

Design Services for Various Track Improvements with Yard A

Attachment:

A

TASKS/WBS (1-5)

ODC Item	Description	Unit	Unit Cost	Task 1		Task 2		Task 3		Task 4		Task 5	
				Quantity	Total	Quantity	Total	Quantity	Total	Quantity	Total	Quantity	Total
1	Reproduction	1	\$100.00			1	\$100.00						
2													
3													
4													
5													
6													
7													
8													
9													
10													
				Subtotal =		Subtotal =		Subtotal =		Subtotal =		Subtotal =	
						\$100.00							

TASKS/WBS (6-10)

ODC Item	Description	Quantity	Total	Quantity	Total	Quantity	Total	Quantity	Total	Quantity	Total	Totals	
												Quantity	Total
1	Reproduction											1	\$100.00
2													
3													
4													
5													
6													
7													
8													
9													
10													
		Subtotal =		Subtotal =		Subtotal =		Subtotal =		Subtotal =		Totals =	
												\$100.00	

Alt. A, At 8, 04/20/23



Agenda Item No. 9

MEETING OF THE SAN DIEGO METROPOLITAN TRANSIT SYSTEM BOARD OF DIRECTORS

April 20, 2023

SUBJECT:

Declaration of Surplus Property and Authorization of Sale to United States of America (US General Services Administration (GSA) Parking Lot)

RECOMMENDATION:

That the San Diego Metropolitan Transit System (MTS) Board of Directors:

1. Declare the property located at the eastern corner of Camino de la Plaza and Interstate 5 in San Ysidro, San Diego, California (Assessor's Parcel Number 667-020-76-00) (GSA Parking Lot Property) as "exempt surplus land" for purposes of Government Code section 54221(f)(1)(D); and
2. Approve the sale of MTS's remaining fee interest in the GSA Parking Lot Property to the United States of America (USA).

Budget Impact

If completed, this transaction would result in one-time revenue to MTS of \$16,750. Staff will make recommendations to the Board during the budget process to allocate such funds to the capital improvement budget.

DISCUSSION:

In 2001, MTS, Caltrans and GSA¹ entered into a Memorandum of Understanding (MOU) to facilitate the construction of the San Ysidro Intermodal Transportation Center (MTS Doc. No. G0625.0-01). Per the terms of the MOU, in order to allow the use of federally owned property for the current San Ysidro Transit Center, a three-party property/easement swap was agreed to. Caltrans granted the GSA Parking Lot Property to MTS for the express purpose of creating a parking lot for GSA use. Following construction of the parking lot in 2002, MTS granted an

¹ Among its other duties, GSA is the federal agency charged with overseeing federally owned or leased real estate for land ports of entry.



exclusive and permanent easement to USA² for this parking purpose. In return, MTS was granted easements over USA property at the San Ysidro Transit Center at the southern terminus of East San Ysidro Boulevard (Assessor's Parcel Numbers 667-020-47, 667-030-24 and 667-030-27).

Presently, the easement granted to MTS is used for bus and taxi services as well as the southern end of the trolley platform. The easement granted to USA over the GSA Parking Lot Property is used exclusively as parking for the U.S. Customs and Border Protection agents and employees.



Property shown in red. Easement to MTS shown in green. All outlines approximate.

The GSA Parking Lot Property has never been utilized by MTS for transit purposes. Long term transit plans under review by SANDAG and MTS do not require MTS to retain ownership or control of the Property. Furthermore, the USA's existing permanent and exclusive easement over the GSA Parking Lot Property precludes the use of the property by MTS for any use.

² Although overseen by GSA, the federal government generally takes title as "United States of America". The easement granted by MTS in 2002 was to USA. (See San Diego County Records Doc. No. 2002-0650615.)

As part of its San Ysidro Port of Entry operations, GSA is proceeding with a Federal Motor Carrier Safety Administration (FMCSA) Bus Inspection Facility Project.³ The proposed facility would be constructed on the GSA Parking Lot Property. Therefore, GSA has requested MTS transfer its remaining fee interest in the GSA Parking Lot Property to USA. GSA has completed an appraisal (Attachment A) of the Property valuing the remaining fee value of the Property at \$16,750. MTS Staff has reviewed the appraisal and determined the value is accurate. The low value is because the 2002 easement essentially transferred most of the value of the property to the USA at that time. MTS's remaining fee interest is considered of nominal (1%) value.

In order to comply with the Surplus Land Act (Government Code section 54220, et seq.), before transferring the property to the USA, MTS must first make a finding that the GSA Parking Lot Property and/or this transaction qualifies as "exempt surplus land". Disposal of exempt surplus land is not required to follow the Surplus Land Act's notice of availability and negotiation process. (Government Code section 54222.3.)

Government Code section 54221(f)(1) lists the approved categories of "exempt surplus land". Subdivision (f)(1)(D) recognizes the following as exempt surplus land:

Surplus land that a local agency is transferring to another local, state, or federal agency for the agency's use, or to a federally recognized California Indian tribe.

The proposed sale of the GSA Parking Lot Property to the USA meets this definition of "exempt surplus land" for the following reasons:

- The GSA Parking Lot Property is "surplus land" under Government Code section 54221(b)(1) because it is not currently used by MTS and MTS no future plans or rights to use the property.
- The GSA Parking Lot Property further qualifies as "exempt surplus land" under Government Code section 54221(f)(1)(D) because:
 - The USA is a federal agency.
 - The GSA Parking Lot Property is currently used exclusively by the USA under the terms of a permanent and exclusive easement for parking purposes.
 - The proposed transfer of MTS's remaining fee interest is for the purpose of facilitating the use of the GSA Parking Lot Property for GSA's FMCSA Project.
 - The GSA Parking Lot Property does not meet any of the exceptions listed in Government Code section 54221(f)(2).

Therefore, staff recommends that the Board take the following action:

1. Declare the GSA Parking Lot Property as "exempt surplus land" for purposes of Government Code section 54221(f)(1)(D); and

³ <https://www.gsa.gov/about-us/regions/welcome-to-the-pacific-rim-region-9/land-ports-of-entry/fmcsa-projects>

2. Approve the sale of MTS's remaining fee interest in the GSA Parking Lot Property to the USA.

/S/ Sharon Cooney

Sharon Cooney
Chief Executive Officer

Key Staff Contact: Julia Tuer, 619.557.4515, Julia.Tuer@sdmts.com

Attachment: A. Appraisal Executive Summary of the Property

Philip C. Miller
 General Services Administration
 September 27, 2021
 Page 3

Before Condition (Value of the Property without consideration of the perpetual easement)

A discussion regarding the determination of the larger parcel is provided in the accompanying report. As noted, the subject is a parcel of land containing an area of 1.48 acres or 64,469 square feet. However, there are significant topographic issues associated with the site. There are upslopes located along the northern portion of the site (fronting Camino de la Plaza), downslopes along the western and southern property boundaries (fronting Interstate 5), and downslopes along the eastern property boundary. As a result, we have estimated the useable area as 33,500 square feet or 0.77 acres.

The property is zoned CC-2-5, Community Commercial, which permits retail sales, restaurants, financial institutions, offices, and research and development. Parking facilities are permitted with a conditional use permit. In the before condition, the property is a parking lot site.

Based on the analyses and conclusions in the accompanying report, and subject to the definitions, assumptions, and limiting conditions expressed herein, it is our opinion that the market value of the fee simple interest in the underlying land comprising the subject property in the before condition is:

Value Conclusion - Before Condition

Value Type & Appraisal Premise	Interest Appraised	Date of Value	Value Conclusion
Market Value	Fee Simple	August 31, 2021	\$1,675,000

After Condition (Value of the property considering the perpetual easement)

This valuation includes an analysis of the subject property (remainder) in the after condition, following the perpetual easement acquisition by the GSA. The easement acquisition has already occurred as of the date of value.

The perpetual easement encumbers the entire subject property. The easement agreement indicates that “ the easement granted is appurtenant to all the Dominant Tenement....”As a result, the underlying fee owner has no use of the property in the after condition. The land area in the after condition is effectively zero.

Based on the analyses and conclusions in the accompanying report, and subject to the definitions, assumptions, and limiting conditions expressed herein, our opinions of the market value of the subject in the after condition, is:

Value Conclusion - After Condition

Value Type & Appraisal Premise	Interest Appraised	Date of Value	Value Conclusion
Market Value	Fee Simple and Easement	August 31, 2021	\$16,750

Philip C. Miller
 General Services Administration
 September 27, 2021
 Page 4

Extraordinary Assumptions and Hypothetical Conditions

The value conclusions are subject to the following extraordinary assumptions. An extraordinary assumption is an assignment-specific assumption as of the effective date regarding uncertain information used in an analysis which, if found to be false, could alter the appraiser's opinions or conclusions.

1. None

The value conclusions are based on the following hypothetical conditions. A hypothetical condition is a condition, directly related to a specific assignment, which is contrary to what is known by the appraiser to exist on the effective date of the assignment results, but is used for the purpose of analysis.

1. There is an existing perpetual easement on the property in favor of GSA. We have been asked to provide an opinion of value of the fee simple interest without considering this easement. This is the before condition in our analysis. Because this is contrary to what currently exists, the before condition valuation scenario requires a hypothetical condition that the perpetual easement does not exist.

The use of any extraordinary assumption or hypothetical condition may have affected the assignment results.

For your reference, we note the recapitulation of our appraisal is as follows:

Recapitulation

Value Type & Appraisal Premise	Interest Appraised	Date of Value	Value Conclusion
Market Value - Before Condition	Fee Simple	August 31, 2021	\$1,675,000
Market Value - After Condition	Fee Simple and Easement	August 31, 2021	\$16,750
Difference in Value (Market Value of the Perpetual Easement)	Perpetual Easement	August 31, 2021	\$1,658,250

This letter must remain attached to this appraisal report, which contains 90 pages plus the addenda, for the value opinions set forth to be considered valid. If you have any questions or comments, please contact the undersigned. Thank you for the opportunity to be of service.

Respectfully submitted,

Integra Realty Resources - Los Angeles



Jerardo Arciniega, MAI
 California Certified General Real Estate
 Appraiser #AG042445
 Telephone: (818) 290-5416
 Email: jarciniega@irr.com



Ryan J. Dobbins
 California Certified General Real Estate
 Appraiser #AG029385
 Telephone: (818) 290-5432
 Email: rdobbins@irr.com



Agenda Item No. 10

MEETING OF THE SAN DIEGO METROPOLITAN TRANSIT SYSTEM BOARD OF DIRECTORS

April 20, 2023

SUBJECT:

Right-of-Entry Engineering Services – Work Order Agreement

RECOMMENDATION:

That the San Diego Metropolitan Transit System (MTS) Board of Directors authorize the Chief Executive Officer (CEO) to execute Work Order WOA355-AE-10 under MTS Doc. No. PWL355.0-22 (in substantially the same format as Attachment A) with Psomas in the amount of \$475,914.28 to perform right-of-entry (ROE) engineering review services for a period of one (1) year to support the MTS Land Management Department.

Budget Impact

The total cost of this contract is estimated to be \$475,914.28. The project is funded by MTS Operating Account # 571140- 791010.

DISCUSSION:

A ROE permit is required whenever a third-party requests to perform work within, across or adjacent to MTS's right-of-way (ROW). Consultant services are needed to provide MTS with specific technical expertise during the processing of these ROE permits to ensure their project plans do not negatively impact MTS infrastructure, assets or operations. Under this work order, the consultant shall provide as-needed general engineering design review services, including: a) technical reviews of right-of-entry permit request and plan reviews, b) ROE coordination with MTS staff and/or permittees, and c) tracking permit submittals received, hours spent on review of each individual permit submittal, providing comments back to permittee and MTS.

On September 15, 2021, MTS issued a solicitation for On-Call Architectural and Engineering (A&E) Design Services by requesting Statements of Qualifications (RFSQ) from firms with expertise in a variety of A&E design and related consulting services separated into the following three (3) categories:

- Category A: Comprehensive/Full Service - Five (5) prime contracts



- Category B: Small Business Set Aside- Three (3) prime contracts awarded to a certified Small Business (SB) or a Disadvantaged Business Enterprise (DBE) certified firm, (which is also considered to be a Small Business)
- Category C: Specialty Prime – Up to Five (5) specialty service contracts

On May 12, 2022 (AI 10), seven (7) firms were selected to perform various A&E services as part of MTS's On-Call panel. For projects requiring A&E Services, work orders will be issued to these firms.

MTS staff reviewed the approved A&E firms in Category A, and utilizing a direct award process, selected Psomas to perform the requisite services. Psomas's subcontractor, RailPros, has previously performed ROE engineering services for the MTS Land Management Department and has the requisite expertise to handle the variety of plan reviews that MTS needs.

Based on previous level of effort for these services Psomas's proposed amount of \$475,914.28 was determined to be fair and reasonable. For the project, Psomas will utilize the following subcontractor:

Subcontractor Firm Name	Firm Classification	Dollar Value of Subcontract
RailPros	None	\$434,914.28

Therefore, staff recommends that the MTS Board of Directors authorize the CEO to execute Work Order WOA355-AE-10 for under MTS Doc. No. PWL355.0-22 (in substantially the same format as Attachment A) with Psomas in the amount of \$475,914.28 to perform ROE engineering review services for a period of one (1) year to support the MTS Land Management Department.

/s/ Sharon Cooney
Sharon Cooney
Chief Executive Officer

Key Staff Contact: Julia Tuer, 619.557.4515, Julia.Tuer@sdmts.com

Attachment: A. Draft Work Order WOA355-AE-10



**Metropolitan
Transit
System**

February 1, 2023

MTS Doc. No. PWL355.0-22
Work Order No. WOA355-AE-10

Ms. Sarah Curran, PE
Vice President
Psomas
401 B Street, Suite 1600
San Diego, CA 92101

Dear Ms. Curran:

Subject: MTS DOC. NO. PWL355.0-22, WORK ORDER WOA355-AE-10, GENERAL ENGINEERING SERVICES FOR RIGHT-OF-ENTRY ENGINEERING SERVICES

This letter shall serve as our agreement for Work Order WOA355-AE-10 to MTS Doc. No. PWL355.0-22, for professional services under the General Engineering Consultant Agreement, as further described below.

SCOPE OF SERVICES

This Work Order shall provide engineering services for Right-of-Entry Engineering services. Work provided under this Work Order will be performed in accordance with the attached Scope of Services (Attachment A)

SCHEDULE

The Scope of Services, as described above, shall be for a period of one (1) year from the date of the Notice to Proceed.

PAYMENT

Payment shall be based on actual costs in the amount not to exceed \$475,914.28 without prior authorization of MTS (Attachment B).



Please sign below, and return the document to the Contracts Specialist at MTS. All other terms and conditions shall remain the same and in effect.

Sincerely,

Accepted:

Sharon Cooney
Chief Executive Officer

Sarah Curran, Vice President
Psomas

Date: _____

Attachments: Attachment A, Scope of Services
Attachment B, Negotiated Fee Proposal

DRAFT

**ATTACHMENT A
SCOPE OF SERVICES**

DRAFT

TITLE: Right-of-Entry Engineering Plan Reviews**WOA #: WOA355-AE-10****I. PROJECT DESCRIPTION**

A Right-of-Entry (ROE) permit is required when an outside party wishes to perform work within MTS ROW, crossing the MTS ROW, or is performing work adjacent to MTS ROW that may impact MTS operations. The purpose of this work order is to provide as-needed general engineering design review services as described in the scope of work below.

II. SCOPE OF WORK

The scope of work shall consist of the following tasks and deliverables:

Task 1 – Project Management and Coordination (Psomas and RailPros)

- 1.1 Provide project management services including the requirements for invoicing, scheduling, monthly project progress reports, and administration of the Consultant's team.
- 1.2 Provide project coordination with MTS as well as coordination with other project stakeholders as necessary.
- 1.3 Provide coordination and oversight of subconsultant(s).
- 1.4 Also included in Project Management is QA/QC which will be performed on all deliverables. To ensure quality of work and compliance with the scope of work, the consultant shall perform a systematic in-house review of all documents produced prior to submittal. All reviewed documents will have a check box or signature page indicating review has been performed.

Task 2 – Technical Reviews (RailPros)

- 2.1 Technical reviews of right of entry permit applications and project design plans, construction work plans, traffic control plans, geotechnical reports and other documents submitted by permit applicants and provided to consultant

Task 3 – ROE Coordination (RailPros)

- 3.1 General ROE coordination, including but not limited to
 - a) Meetings with MTS and/or Permittees to discuss a specific project and/or right of way matters
 - b) Attend Pre-Construction meetings
 - c) Attend job walks and/or perform inspections

Task 4 – Tracking and Invoicing (Psomas and RailPros)

- 4.1 Tracking permit submittals received, hours spent on review of each individual permit submittal, providing comments back to permittee and MTS. Create monthly invoices for each individual permit submittal.

III. PERIOD OF PERFORMANCE

Consultant shall provide the services for a period of one (1) year from the commencement of the Work Order.

IV. DELIVERABLES

Consultant deliverables for Tasks 1 – 3 will vary per project. Task 4 deliverables are due monthly

V. SCHEDULE OF SERVICES/MILESTONES/DELIVERABLES**A. Tasks Schedule**

Task	Begin/End Dates
1) Technical Reviews	NTP + 365 days
2) General ROW Coordination	NTP + 365 days
3) Tracking and Invoicing	NTP + 365 days

B. Milestones/Deliverables Schedule

Milestone/Deliverable	Due Date
Monthly Invoices	First Monday of each month

VI. MATERIALS TO BE PROVIDED BY MTS AND/OR THE OTHER AGENCY

PDF files of permittee plans and specifications, as submitted to MTS.

VII. SPECIAL CONDITIONS

Not Applicable.

VIII. MTS ACCEPTANCE OF SERVICES:

Consultant and/or subconsultants shall not be compensated at any time for unauthorized work outside of this Work Order. Firm shall provide MTS an invoice the first Monday of every month detailing the project assignments, employee classification and number of review hours accumulated for each assignment for the preceding month. If Firm provides service(s) or work product(s) which are found to be unacceptable by MTS' Project Manager due to Firms and/or Firms subcontractors negligence, Firm shall be required to make revisions to said service(s) and/or work product(s) at no additional cost to MTS.

Firm shall only be compensated for actual performance of services and at no time shall be compensated for services for which MTS does not have an accepted deliverable or written proof and MTS acceptance of services performed.

IX. DEFICIENT WORK PRODUCT

Throughout the construction management and/or implementation phases associated with the services rendered by the Contractor, if MTS finds any work product provided by Contractor to be deficient (i.e., not meeting the professional standard of care) and the deficiency delays any portion of the project, Contractor shall bear the full burden of their deficient work and shall be responsible for taking all corrective actions to remedy their deficient work product including but not limited to the following:

- Revising provided documents,

At no time will MTS be required to correct any portion of the Contractors deficient work product and shall bear no costs or burden associated with Contractors deficient performance and/or work product.

X. DELIVERABLE REQUIREMENTS

Contractor will be required to submit any and all documentation required by the Scope of Work. The deliverables furnished shall be of a quality reasonably acceptable to MTS. The criteria for acceptance shall be a product of neat appearance, well-organized, and procedurally, technically and grammatically correct. MTS reserves the right to request a change in the format if it doesn't satisfy MTS's needs. All work products will become the property of MTS. MTS reserves the right to disclose any reports or material provided by the Contractor to any third party.

Contractor shall provide with each task, a work plan showing the deliverables schedule as well as other relevant date needed for Contractor's work control, when and as requested by MTS.

Contractor's computer data processing and work processing capabilities and data storage should be compatible with Windows compatible PC's, text files readable in Microsoft Word, and standard and customary electronic storage. Contractor shall maintain backup copies of all data conveyed to MTS.

Contractor shall provide MTS with hard copy or electronic versions of reports and/or other material as requested by MTS.

XI. PRICING

During the term of the work order, the consultant shall be compensated on a time and materials basis. There shall be no escalation of rates or fees allowed.

Administrative hours billed by Consultant for contract oversight are capped at 5% of the total hours billed by Subconsultant for the duration of the work order.

XII. ADDITIONAL INFORMATION

- 1) Consultant shall have a single point of contact for invoicing and will provide MTS with a cost breakdown for all staff time, including administrative costs for each plan review (cost breakdown shall be attached to all monthly invoices).
- 2) Consultant shall provide MTS an invoice that includes all staff time hours and charges within two (2) days after the completion of a plan review.
- 3) Consultant shall work with MTS to create invoice templates that help streamline the invoice process and work with MTS's internal processes.

XIII. PREVAILING WAGE

Prevailing wage rates apply to certain personnel for these services? ☐ Yes ☒ No

If yes, please list classification subject to prevailing wage rates:

--

**ATTACHMENT B
NEGOTIATED FEE PROPOSAL**

DRAFT

Work Order Estimate
Summary

MTS Doc. No.

PWL355.0-22

Work Order No.

WOA355-AE-10

Attachment:

B

Work Order Title:

RIGHT-OF-ENTRY ENGINEERING PLAN REVIEWS

Project No:

Table 1 - Cost Codes Summary (Costs & Hours)

Item	Cost Codes	Cost Codes Description	Total Costs
1			
2			

Totals =

Table 2 - TASKS/WBS Summary (Costs & Hours)

Item	TASKS/WBS	TASKS/WBS Description	Labor Hrs	Total Costs
1		Project Management and Coordination	1,002.0	\$167,613.60
2		Technical Reviews	1,176.0	\$213,303.72
3		ROE Coordination	350.0	\$59,313.64
4		Tracking and Invoicing	336.0	\$35,683.32
5				

Totals =

2,864.0

\$475,914.28

Table 3 - Consultant/Subconsultant Summary (Costs & Hours)

(If Applicable, Select One)				Consultant	Labor Hrs	Total Costs
DBE	DVBE	SBE	Other			
				Psomas	258.0	\$41,030.76
				RailPros	2,606.0	\$434,883.52

Totals =

2,864.0

\$475,914.28

Work Order Estimate

Summary

Consultant/Subconsultant: **Psomas**

MTS Doc. No.:	PWL355.0-22
Work Order No.:	WOA355-AE-10

Attachment:

Total Hours =	258
Total Costs =	\$41,030.76

Work Order Title: **RIGHT-OF-ENTRY ENGINEERING PLAN REVIEWS**

[illegible][illegible][illegible][illegible]

Task 4		Tracking and Invoicing	
4.1	Track permits submittals received, hours spent on reviews,	60	\$6,346.20

[illegible]

Work Order Estimate
Summary

Total Hours =

2,606

Total Costs =

\$434,883.52

Consultant/Subconsultant:

RailPros

MTS Doc. No.:

PWL355,0-22

Work Order No.:

WOA355-AE-10

Work Order Title:

RIGHT-OF-ENTRY ENGINEERING PLAN REVIEWS

Attachment:

B

Item	TASKS/WBS	TASKS/WBS Description	ODCs (See Attachment)	Contract Manager	Engineer 2 (WO Manager)	Review Engineer 3	Review Engineer 2	Review Engineer - Principal	Engineer Principal (QA/QC)	Engineer - Senior (Structural)	Engineer 3 (Structural)	Engineer - Senior (Traffic)	Engineer - Senior (Traffic/Rail)	Engineer 3 (Signal)	Engineer - Principal (Signal)	Project Controls - 2	Total Hours	Totals		
1	Task 1	Project Management and Coordination																		
			48	48	12	12	12	24									240	396	\$60,706.80	
			24	24														144	192	\$26,160.24
			48	144				24											216	\$46,062.00
2	Task 2	Technical Reviews		120	216	12	12	12	48									804	\$132,929.04	
			\$40,851.60	\$34,888.32	\$1,458.84	\$1,938.24	\$3,231.24	\$12,924.96										804	\$132,929.04	
					300	300	300												1,176	\$213,303.72
																			1,176	\$213,303.72
3	Task 3	ROE Coordination																		
				48														84	\$11,281.32	
				24			2											26	\$4,199.52	
			\$1,000.00	60	60	60	60											240	\$43,832.80	
4	Task 4	Tracking and Invoicing																		
		4.1 Track permits submittals received, hours spent on reviews,																		
		Subtotals (Hours) = Subtotals (Costs) =																		
		Subtotals (Hours) = Subtotals (Costs) =																		
		Subtotals (Hours) = Subtotals (Costs) =																		
		Subtotals (Hours) = Subtotals (Costs) =																		
		Subtotals (Hours) = Subtotals (Costs) =																		
		Subtotals (Hours) = Subtotals (Costs) =																		
		Subtotals (Hours) = Subtotals (Costs) =																		
		Subtotals (Hours) = Subtotals (Costs) =																		
		Subtotals (Hours) = Subtotals (Costs) =																		
		Subtotals (Hours) = Subtotals (Costs) =																		
		Subtotals (Hours) = Subtotals (Costs) =																		
		Subtotals (Hours) = Subtotals (Costs) =																		
		Subtotals (Hours) = Subtotals (Costs) =																		
		Subtotals (Hours) = Subtotals (Costs) =																		
		Subtotals (Hours) = Subtotals (Costs) =																		
		Subtotals (Hours) = Subtotals (Costs) =																		
		Subtotals (Hours) = Subtotals (Costs) =																		
		Subtotals (Hours) = Subtotals (Costs) =																		
		Subtotals (Hours) = Subtotals (Costs) =																		
		Subtotals (Hours) = Subtotals (Costs) =																		
		Subtotals (Hours) = Subtotals (Costs) =																		
		Subtotals (Hours) = Subtotals (Costs) =																		
		Subtotals (Hours) = Subtotals (Costs) =																		
		Subtotals (Hours) = Subtotals (Costs) =																		
		Subtotals (Hours) = Subtotals (Costs) =																		
					</															

Work Order Estimate
Summary

Consultant/ Subconsultant: RailPros

Contract No: PWL355.0-22

Work Order Title: RIGHT-OF-ENTRY ENGINEERING PLAN REVIEWS

Task Order No. WOA355-AE-10

Attachment: B

TASKS/WBS (1-5)													
ODC Item	Description	Unit	Unit Cost	Task 1		Task 2		Task 3		Task 4		Task 5	
				Quantity	Total	Quantity	Total	Quantity	Total	Quantity	Total	Quantity	Total
1	Mileage	1	\$0.66							1,527	\$1,000.00		
2													
3													
4													
5													
6													
7													
8													
9													
10													
				Subtotal =		Subtotal =		Subtotal =		Subtotal =		Subtotal =	
										\$1,000.00			

TASKS/WBS (6-10)											
ODC Item	Description	Total		Total		Total		Total		Totals	
		Quantity	Total	Quantity	Total	Quantity	Total	Quantity	Total	Quantity	Total
1	Mileage									1,527	\$1,000.00
2											
3											
4											
5											
6											
7											
8											
9											
10											
		Subtotal =		Subtotal =		Subtotal =		Subtotal =		Totals = \$1,000.00	



Agenda Item No. 11

MEETING OF THE SAN DIEGO METROPOLITAN TRANSIT SYSTEM BOARD OF DIRECTORS

April 20, 2023

SUBJECT:

Fiscal Year (FY) 2024 Operating Budget Discussion (Mike Thompson)

INFORMATIONAL ONLY

Budget Impact

None at this time.

DISCUSSION:

Fiscal Year 2024 Budget Recap

The following is a recap of the FY 2024 budget process:

- MTS uses a zero-based budgeting process that begins in January each year. In MTS's process, every line item budget is reviewed and approved each year. Department managers complete budget templates in which they propose amounts for each line item, submitted with the appropriate supporting details for each assumption (in contrast, with a traditional historic budgeting process, managers only justify variances versus prior year budget; the assumption is that the baseline is automatically approved). Meetings are held with each department to validate their assumptions, review proposals versus existing spending trends, and review any new initiatives. This collaborative process results in the assumptions that are then presented to and reviewed by senior management at MTS, the Budget Development Committee (BDC) and ultimately the MTS Board.
- On March 2, 2023, staff had its first meeting with the BDC. During this meeting, staff reviewed and recommended approval of the FY 2023 midyear operating budget amendment. Staff also recommended approval to accelerate the draws of federal stimulus funding and create an Operating Deficit Reserve for use in addressing the structural deficit in future fiscal years. In this meeting, staff also presented a preliminary forecast of the FY 2024 operating budget based on high-level expense and revenue assumptions.
- On March 16, 2023, staff held a Finance Workshop at the Board of Directors meeting. During this meeting, staff reviewed and received Board approval of the FY 2023 amended operating budget. Staff also received approval to accelerate the draws of federal stimulus



funding and create an Operating Deficit Reserve for use in addressing the structural deficit in future fiscal years. Staff also presented a preliminary draft of the FY 2024 operating budget based on very high-level expense and revenue assumptions.

- On April 6, 2023, staff held the second meeting with the BDC. In this meeting, staff presented a more refined version of the operating budget. Staff also presented a variety of options available for beginning to address the structural deficit, which were discussed by the BDC. Options included freezing service levels near their FY23 levels, enforcing fare policy, and shifting capital budget to operations.
- Since April 6, 2023, staff has made some minor adjustments to the proposed operating budget. Staff has included two additional position requests for the Information Technology department, resulting in higher projected labor costs. Also, staff made minor adjustments to the projected right of entry permit revenue.

Fiscal Year 2024 Operating Budget

The FY 2024 total budgeted revenue is projected at \$406.8 million, and total expenses are projected at \$406.8 million, resulting in a balanced budget for FY 2024. Attachments A-D detail the current draft of the proposed FY 2024 Operating Budget.

Fiscal Year 2024 Revenues

Attachment E summarizes the total operating and non-operating revenues in a schedule format. As indicated within the schedule, FY 2024 combined revenues total \$406.8 million, an increase from the FY 2023 amended budget of \$26.4 million (7.0%).

Operating revenue totals \$102.0 million, an increase from the FY 2023 amended budget of \$9.2 million (9.9%). Passenger revenues are projected to increase by \$8.0 million (11.3%). Other operating revenues are projected to increase by \$1.2 million (5.4%). This includes projected increases in energy credit revenue to reflect a full year on the new compressed natural gas (CNG) contract which includes more lucrative revenue sharing for MTS versus the prior contract which ended in December 2022. The increase in energy credit revenue is being partially offset by a decrease in naming rights revenue since the deal with Sycuan Casino for Green Line naming rights ended in FY 2023.

Non-operating revenue totals \$305.0 million, an increase from the FY 2023 amended budget of \$17.4 million (6.1%). Non-operating revenue includes both subsidy revenue and other revenue as detailed in Attachment E.

Subsidy revenue totals \$337.2 million, a decrease from the FY 2023 amended budget of \$475,000 (-0.1%).

Federal Transit Administration (FTA) funding is structured on a reimbursement basis (after expenses are incurred), and funds both the Capital Improvement Program (CIP) and operating budgets. MTS's share of recurring federal revenue in the operating budget is expected to increase by \$4.0 million (6.0%) from the FY 2023 amended budget to \$70.8 million in total. This is due to increasing the preventive maintenance funds in the operating budget by \$3.0 million, increasing the estimated share of rural 5311/5311(F) funds by \$477,000, and including \$375,000 of federal planning funds from a previously awarded discretionary grant.

On March 27, 2020, the President signed the Coronavirus Aid, Relief, and Economic Security (CARES) Act, which provided \$25 billion to the transit industry nationwide. MTS will receive \$220 million in CARES Act funding over multiple fiscal years to supplement lost revenues and increased expenses related to the pandemic. On March 11, 2021 the President signed the American Rescue Plan (ARP) Act into law, providing \$140 million in additional stimulus funding for MTS. In total, MTS has been awarded \$360.0 million in stimulus funds that have been used to address the structural deficit in the operating budget since award and will continue to be drawn based on eligible operating expenses until funds are exhausted. MTS plans to maximize federal stimulus drawdowns in the operating budget in FY 2024, as directed by the Board at the March 16, 2023 meeting. The amount of federal stimulus funds included in the operating budget is \$85.0 million, a decrease of \$2.3 million from the FY 2023 amended budget. The overall amount of federal revenues in the operating budget is projected to increase by \$1.7 million (-1.1%).

Regional sales tax revenues for MTS are projected to decrease by \$193,000 (-0.1%) year over year for FY 2024. Transportation Development Act (TDA) revenue in the operating budget is decreasing by \$4.9 million (-5.1%) over the FY 2023 amended budget. This is due to additional TDA funds being allocated to the Capital Improvement Program (CIP) to provide required matching funds for federal grant awards. MTS files an annual TDA claim based on San Diego Association of Governments (SANDAG) projections, and that claim amount is the amount received, regardless of actual sales tax performance. The overall amount of TDA projected for FY 2024, available for both capital and operations, is actually increasing by \$4.0 million (3.2%) over the FY 2023 claim amount based on projected sales tax receipts.

TransNet formula revenue is projected to increase by \$4.8 million for FY 2024 (7.0%) from the FY 2023 amended budget. Unlike TDA, TransNet revenues are not based on an annual claim process and are instead disbursed as the revenue is generated. The formula share of TransNet funding is expected to increase by \$416,000 (1.0%) versus last year, representing lower sales tax growth versus recent years as economic growth is expected to slow. MTS also receives TransNet as operating assistance for TransNet funding service, which includes Superloop, I-15 BRT, Mid-City Rapid, South Bay BRT, and Mid-Coast. TransNet operating assistance is projected to be \$30.7 million in FY 2024, an increase of \$4.3 million from the FY 2023 amended budget. This is primarily due to an increase of \$2.0 million resulting from a swap with SANDAG in which Fastrak revenue is being decreased by \$2.0 million and backfilled with \$2.0 million in TransNet, as well as for increased reimbursement for TransNet-funded services based on higher expenses for these services. In total, TransNet revenues are projected to increase by \$4.8 million (7.0%) from the FY 2023 amended budget.

In the FY 2023 fiscal year to date, MTS has received \$20.8 million of the originally projected \$40.0 million of State Transit Assistance (STA) funding. This funding is primarily programmed in the CIP due to its volatile history, but a portion is also allocated to operations to fund service increases, replace lost Medi-Cal revenue, and address the structural deficit. The share of STA in the operating budget is staying flat at \$11.3 million in FY 2024.

Other state revenue is projected to be \$112,000 in FY 2024, the same level as included in the FY 2023 amended operating budget.

Other local funding is projected to be \$4.5 million, a decrease of \$2.0 million (-30.8%) from the FY 2023 amended budget. This is due to reduction in the amount of Fastrak revenue available from SANDAG as part of a revenue swapping arrangement. This year, SANDAG is reducing Fastrak revenue provided to MTS by \$2.0 million, and the difference will be made up with Transnet operating funds.

Consolidated subsidy revenue totals \$337.2 million, a decrease of \$475,000 (-0.1%) from the FY 2023 amended budget.

Within other revenue, reserve revenue totals -\$32.4 million. For-Hire Vehicle Administration and San Diego & Arizona Eastern (SD&AE) are self-funded activities. In total, they are projected to increase their reserves by \$84,000 in FY 2024 as revenues are projected to exceed expenses. The creation of an Operating Budget Deficit reserve was approved as part of the adoption of the FY 2023 amended budget. In FY 2023, \$50.0 million in funds were projected to be added to the Operating Deficit Reserve (reflected as negative reserve figure in Attachment E). That figure is projected to be \$32.3 million in FY 2024, a decrease of \$17.7 million (-35.3%) in the amount being added to the reserve year over year.

Fiscal Year 2024 Expenses

Attachment A contains the total revenues as detailed above and the total proposed expenses for FY 2024. FY 2024 combined expenses totaled \$406.8 million, an increase from the FY 2023 amended budget of \$26.4 million (7.0%). The current budget draft assumes increases in service levels in both fixed route bus and paratransit operations. Rail operations service levels are expected to remain consistent with current levels. Internal and contracted fixed route bus service levels are expected to increase by a combined 5.4% year over year. Paratransit service levels, based on demand, are projected to increase by 24% and return to approximately 55% of baseline levels in FY 2024.

Within operating expenses, personnel expenses are projected to increase from the FY 2023 amended budget by \$9.3 million (5.7%). Wages are expected to increase by \$5.5 million (5.7%), primarily due to higher bus operator wages resulting from a full year of increased driver pay rates as well as increased service levels assumed in the current budget draft. Salary Grade Ranges for FY 2024 are increasing 4.0% from the amended FY 2023 ranges, matching the proposed merit increase for FY 2024. Fringe expenses are projected to increase by \$3.8 million (5.6%) versus the FY 2023 amended budget. This is primarily due to increasing healthcare expenses and pension expenses. Healthcare expenses are increasing by \$4.1 million as a result of the IBEW and ATU trust fund balances being completely dissolved, meaning the full cost of FY 2024 premiums will be incurred by MTS and current employee contributions rather than a remaining trust balance which had occurred in FY 2023 when remaining trust funds were used to offset premiums. Pension costs are increasing by \$893,000 (3.0%), primarily due to an increase in the SDTC defined benefit plan contribution amount for FY 2024 based on the most recent actuarial review. These increases are being partially offset by a projected decrease of \$1.1 million (-20.2%) million in worker's compensation costs.

Purchased transportation costs are projected to increase from the FY 2023 amended budget by \$13.9 million (15.3%). This is primarily due to contract increases and projected service level increases for both the fixed route contract operated by Transdev and the paratransit/minibus contract operated by First Transit. Both contracts have fixed and variable rates, and in both contracts the variable rates were amended in FY 2023 to adjust operator wages. The fixed cost rate is not dependent on service levels and is a fixed monthly fee, whereas the variable rate is dependent on the volume of service operated. The fixed cost rate on the Transdev contract is increasing by 3.2%, and the variable rate is increasing by 5.3% in FY 2024 over the average blended rate of FY 2023. Overall Transdev costs are projected to increase by \$10.4 million (14.6%) as a result of contract increases and a projected 9.0% increase in Transdev service levels in this budget draft. The fixed cost rate on the First Transit contract is increasing by 4.1% for both minibus and paratransit, the minibus per-mile rate is increasing by 7.6%, and the

paratransit per-hour rate is increasing by 5.4%. Overall First Transit costs are projected to increase by \$3.6 million (18.0%) as a result of contract increases and an estimated 24% increase in service demand.

Excluding purchased transportation, other outside service expenses are projected to increase from the FY 2023 amended budget by \$6.3 million (15.4%). This is primarily due to increasing repair and maintenance costs within rail operations, increasing security contract costs, as well as increasing fare system and information technology costs within Administration. Repair and maintenance within rail operations are increasing primarily due to the inclusion of some large repair items (tie replacement, light rail vehicle drive unit overhauls, light rail vehicle seat replacement).

Materials and supplies costs are projected to decrease by \$93,000 (-0.6%), primarily due to a projected decrease in revenue vehicle parts for light rail vehicles as older vehicle are replaced.

Energy costs are projected to decrease by \$4.7 million (-8.9%). Electricity costs are projected to decrease by \$149,000 (-0.5%) due a projected 1.1% decrease in the rate year over year. CNG costs are projected to decrease by \$4.4 million (-22.5%), primarily due to a projected 27.5% reduction in the overall CNG rate, partially offset by assumed service increases. FY 2023 included dramatic spikes in the commodity rate, particularly in January 2023, that skewed the FY 2023 budget figure dramatically higher. The proposed draft assumes a commodity rate averaging \$6.13 per term, which marks a return to a more normal level for FY 2024, but is still nearly double the long-term average commodity rate. The dramatic spikes have largely been due to local pipeline and storage issues in California, and the commodity rate has continued to decline since January. The expectation is that these local factors will continue to improve heading into FY 2024.

Risk management costs are increasing by \$1.3 million (16.5%). The increase is primarily driven by an increase of \$1.0 million (17.7%) in insurance premiums due to harsh market conditions for liability and property insurance.

General and Administrative costs are increasing by \$511,000 (8.1%), primarily due to increasing fare materials costs as a result of purchasing additional extended use and limited use Pronto cards in FY 2023.

Vehicle and Facility Lease costs are projected to increase by \$18,000 (1.1%), primarily due to non-revenue vehicle leasing expenses.

Debt service costs are projected to decrease from the FY 2023 amended budget by \$131,000 (-70.7%), primarily due to decreasing interest costs for the Pension Obligation Bond funding the SDTC pension plan. FY 2024 is the last year of payments for the pension obligation bonds.

In total, expenses are projected to increase by \$26.4 million or 7.0% versus the FY 2023 amended budget.

/s/ Sharon Cooney
Sharon Cooney
Chief Executive Officer

Key Staff Contact: Julia Tuer, 619.557.4515, Julia.Tuer@sdmts.com

- Attachments:
- A. FY 2024 Operating Budget – Consolidated MTS
 - B. FY 2024 Operating Budget – Consolidated Operations
 - C. FY 2024 Operating Budget – Consolidated Administration
 - D. FY 2024 Operating Budget – Consolidated Other Activities
 - E. FY 2024 Operating Budget – Consolidated Revenue Summary
 - F. FY 2024 Operating Budget – Position Table Summary
 - G. FY 2024 Operating Budget – Position Table Details

SAN DIEGO METROPOLITAN TRANSIT SYSTEM
OPERATING BUDGET SUMMARY
FISCAL YEAR 2024
SECTION 2.01

	ACTUAL FY22	AMENDED BUDGET FY23	PROPOSED BUDGET FY24	\$ CHANGE BUDGET/ AMENDED	% CHANGE BUDGET/ AMENDED
OPERATING REVENUE					
PASSENGER REVENUE	56,146,854	70,902,462	78,925,285	8,022,823	11.3%
OTHER OPERATING REVENUE	21,769,898	21,885,695	23,076,862	1,191,167	5.4%
TOTAL OPERATING REVENUES	77,916,752	92,788,157	102,002,147	9,213,990	9.9%
NON OPERATING REVENUE					
TOTAL SUBSIDY REVENUE	262,832,030	337,718,598	337,243,172	(475,426)	-0.1%
OTHER NON OPERATING REVENUE					
RESERVE REVENUE	566,353	(50,131,764)	(32,424,399)	17,707,365	-35.3%
OTHER INCOME	-	-	-	-	-
TOTAL OTHER NON OPERATING REVENUE	566,353	(50,131,764)	(32,424,399)	17,707,365	-35.3%
TOTAL NON OPERATING REVENUE	263,398,383	287,586,833	304,818,773	17,231,939	6.0%
TOTAL COMBINED REVENUES	341,315,135	380,374,990	406,820,920	26,445,930	7.0%
OPERATING EXPENSES					
LABOR EXPENSES	91,233,215	96,142,137	101,605,387	5,463,250	5.7%
FRINGE EXPENSES	58,637,634	67,418,495	71,217,488	3,798,993	5.6%
TOTAL PERSONNEL EXPENSES	149,870,849	163,560,632	172,822,875	9,262,243	5.7%
SECURITY EXPENSES	8,681,966	12,635,295	14,170,431	1,535,136	12.1%
REPAIR/MAINTENANCE SERVICES	8,459,072	8,093,103	10,967,666	2,874,563	35.5%
ENGINE AND TRANSMISSION REBUILD	717,996	768,464	716,400	(52,064)	-6.8%
OTHER OUTSIDE SERVICES	15,869,767	19,646,949	21,611,646	1,964,697	10.0%
PURCHASED TRANSPORTATION	82,920,384	90,877,960	104,821,016	13,943,056	15.3%
TOTAL OUTSIDE SERVICES	116,649,185	132,021,771	152,287,159	20,265,388	15.4%
LUBRICANTS	460,940	468,735	473,735	5,000	1.1%
TIRES	1,257,077	1,266,700	1,305,500	38,800	3.1%
OTHER MATERIALS AND SUPPLIES	12,876,380	14,573,551	14,436,261	(137,290)	-0.9%
TOTAL MATERIALS AND SUPPLIES	14,594,398	16,308,986	16,215,496	(93,490)	-0.6%
GAS/DIESEL/PROPANE	2,653,271	2,979,715	2,872,960	(106,755)	-3.6%
CNG	14,582,925	19,730,000	15,289,000	(4,441,000)	-22.5%
TRACTION POWER	17,631,190	23,904,159	23,712,890	(191,269)	-0.8%
UTILITIES	5,241,551	5,951,186	6,017,669	66,483	1.1%
TOTAL ENERGY	40,108,937	52,565,060	47,892,519	(4,672,541)	-8.9%
RISK MANAGEMENT	7,453,957	7,773,340	9,058,779	1,285,439	16.5%
GENERAL AND ADMINISTRATIVE	5,323,272	6,327,108	6,838,481	511,373	8.1%
DEBT SERVICE	311,927	185,066	54,149	(130,917)	-70.7%
VEHICLE / FACILITY LEASE	1,469,788	1,633,024	1,651,462	18,438	1.1%
TOTAL OPERATING EXPENSES	335,782,313	380,374,987	406,820,920	26,445,933	7.0%
NET OPERATING SUBSIDY	(257,865,560)	(287,586,830)	(304,818,773)	17,231,943	6.0%
OVERHEAD ALLOCATION	0	0	0	(0)	0.0%
ADJUSTED NET OPERATING SUBSIDY	(257,865,560)	(287,586,830)	(304,818,773)	17,231,943	6.0%
TOTAL REVENUES LESS TOTAL EXPENSES	5,532,823	4	(0)	4	0.0%

**SAN DIEGO METROPOLITAN TRANSIT SYSTEM
OPERATIONS BUDGET
FISCAL YEAR 2024
SECTION 2.02**

	ACTUAL FY22	AMENDED BUDGET FY23	PROPOSED BUDGET FY24	\$ CHANGE BUDGET/ AMENDED	% CHANGE BUDGET/ AMENDED
OPERATING REVENUE					
PASSENGER REVENUE	56,146,854	70,902,462	78,925,285	8,022,823	11.3%
OTHER OPERATING REVENUE	942,131	890,000	915,000	25,000	2.8%
TOTAL OPERATING REVENUES	57,088,986	71,792,462	79,840,285	8,047,823	11.2%
NON OPERATING REVENUE					
TOTAL SUBSIDY REVENUE	249,660,391	330,544,010	330,073,829	(470,181)	-0.1%
OTHER NON OPERATING REVENUE					
RESERVE REVENUE	-	(50,000,000)	(32,340,847)	17,659,153	-35.3%
OTHER INCOME	-	-	-	-	-
TOTAL OTHER NON OPERATING REVENUE	-	(50,000,000)	(32,340,847)	17,659,153	-35.3%
TOTAL NON OPERATING REVENUE	249,660,391	280,544,010	297,732,982	17,188,973	6.1%
TOTAL COMBINED REVENUES	306,749,377	352,336,472	377,573,268	25,236,796	7.2%
OPERATING EXPENSES					
LABOR EXPENSES	74,115,694	77,975,465	82,065,916	4,090,451	5.2%
FRINGE EXPENSES	52,037,049	59,364,458	62,831,604	3,467,146	5.8%
TOTAL PERSONNEL EXPENSES	126,152,743	137,339,923	144,897,520	7,557,597	5.5%
SECURITY EXPENSES	999,038	1,030,000	1,153,399	123,399	12.0%
REPAIR/MAINTENANCE SERVICES	8,323,773	7,807,103	10,825,666	3,018,563	38.7%
ENGINE AND TRANSMISSION REBUILD	717,996	768,464	716,400	(52,064)	-6.8%
OTHER OUTSIDE SERVICES	5,919,672	7,690,236	8,056,823	366,587	4.8%
PURCHASED TRANSPORTATION	82,920,384	90,877,960	104,821,016	13,943,056	15.3%
TOTAL OUTSIDE SERVICES	98,880,863	108,173,763	125,573,304	17,399,541	16.1%
LUBRICANTS	460,940	468,715	473,715	5,000	1.1%
TIRES	1,257,077	1,266,700	1,305,500	38,800	3.1%
OTHER MATERIALS AND SUPPLIES	12,614,567	14,529,701	14,396,411	(133,290)	-0.9%
TOTAL MATERIALS AND SUPPLIES	14,332,584	16,265,116	16,175,626	(89,490)	-0.6%
GAS/DIESEL/PROPANE	2,452,724	2,728,415	2,641,660	(86,755)	-3.2%
CNG	14,582,925	19,730,000	15,289,000	(4,441,000)	-22.5%
TRACTION POWER	17,631,190	23,904,159	23,712,890	(191,269)	-0.8%
UTILITIES	4,424,998	4,971,586	5,016,069	44,483	0.9%
TOTAL ENERGY	39,091,837	51,334,160	46,659,619	(4,674,541)	-9.1%
RISK MANAGEMENT	6,721,767	6,732,463	7,884,624	1,152,161	17.1%
GENERAL AND ADMINISTRATIVE	987,858	1,038,216	1,073,143	34,927	3.4%
DEBT SERVICE	311,927	185,066	54,149	(130,917)	-70.7%
VEHICLE / FACILITY LEASE	1,233,226	1,368,024	1,381,462	13,438	1.0%
TOTAL OPERATING EXPENSES	287,712,803	322,436,731	343,699,447	21,262,716	6.6%
NET OPERATING SUBSIDY	(230,623,817)	(250,644,269)	(263,859,162)	13,214,893	5.3%
OVERHEAD ALLOCATION	(21,684,346)	(29,899,737)	(33,873,821)	(3,974,083)	13.3%
ADJUSTED NET OPERATING SUBSIDY	(252,308,163)	(280,544,006)	(297,732,982)	17,188,976	6.1%
TOTAL REVENUES LESS TOTAL EXPENSES	(2,647,772)	4	(0)	4	-100.0%

**SAN DIEGO METROPOLITAN TRANSIT SYSTEM
ADMINISTRATIVE BUDGET
FISCAL YEAR 2024
SECTION 2.03**

	ACTUAL FY22	AMENDED BUDGET FY23	PROPOSED BUDGET FY24	\$ CHANGE BUDGET/ AMENDED	% CHANGE BUDGET/ AMENDED
OPERATING REVENUE					
PASSENGER REVENUE	-	-	-	-	-
OTHER OPERATING REVENUE	20,010,257	20,095,095	21,261,262	1,166,167	5.8%
TOTAL OPERATING REVENUES	20,010,257	20,095,095	21,261,262	1,166,167	5.8%
NON OPERATING REVENUE					
TOTAL SUBSIDY REVENUE	13,171,638	7,174,588	7,169,343	(5,245)	-0.1%
OTHER NON OPERATING REVENUE					
RESERVE REVENUE	800,000	-	-	-	-
OTHER INCOME	-	-	-	-	-
TOTAL OTHER NON OPERATING REVENUE	800,000	-	-	-	-
TOTAL NON OPERATING REVENUE	13,971,638	7,174,588	7,169,343	(5,245)	-0.1%
TOTAL COMBINED REVENUES	33,981,895	27,269,683	28,430,605	1,160,922	4.3%
OPERATING EXPENSES					
LABOR EXPENSES	16,837,516	17,841,298	19,184,820	1,343,522	7.5%
FRINGE EXPENSES	6,444,255	7,870,054	8,190,159	320,105	4.1%
TOTAL PERSONNEL EXPENSES	23,281,771	25,711,352	27,374,979	1,663,627	6.5%
SECURITY EXPENSES	7,682,929	11,605,295	13,017,032	1,411,737	12.2%
REPAIR/MAINTENANCE SERVICES	131,899	283,000	138,000	(145,000)	-51.2%
ENGINE AND TRANSMISSION REBUILD	-	-	-	-	-
OTHER OUTSIDE SERVICES	9,927,581	11,902,413	13,500,023	1,597,610	13.4%
PURCHASED TRANSPORTATION	-	-	-	-	-
TOTAL OUTSIDE SERVICES	17,742,409	23,790,708	26,655,055	2,864,347	12.0%
LUBRICANTS	-	20	20	-	0.0%
TIRES	-	-	-	-	-
OTHER MATERIALS AND SUPPLIES	262,333	43,350	39,350	(4,000)	-9.2%
TOTAL MATERIALS AND SUPPLIES	262,333	43,370	39,370	(4,000)	-9.2%
GAS/DIESEL/PROPANE	194,463	244,300	224,300	(20,000)	-8.2%
CNG	-	-	-	-	-
TRACTION POWER	-	-	-	-	-
UTILITIES	814,427	979,600	1,001,600	22,000	2.2%
TOTAL ENERGY	1,008,891	1,223,900	1,225,900	2,000	0.2%
RISK MANAGEMENT	691,811	951,976	1,085,155	133,179	14.0%
GENERAL AND ADMINISTRATIVE	4,281,787	5,218,928	5,694,674	475,746	9.1%
DEBT SERVICE	-	-	-	-	-
VEHICLE / FACILITY LEASE	218,165	245,000	250,000	5,000	2.0%
TOTAL OPERATING EXPENSES	47,487,167	57,185,234	62,325,133	5,139,899	9.0%
NET OPERATING SUBSIDY	(27,476,910)	(37,090,139)	(41,063,871)	3,973,732	10.7%
OVERHEAD ALLOCATION	21,685,867	29,915,551	33,894,528	3,978,977	13.3%
ADJUSTED NET OPERATING SUBSIDY	(5,791,043)	(7,174,588)	(7,169,343)	(5,245)	-0.1%
TOTAL REVENUES LESS TOTAL EXPENSES	8,180,595	-	-	-	-

**SAN DIEGO METROPOLITAN TRANSIT SYSTEM
OTHER ACTIVITIES BUDGET
FISCAL YEAR 2024
SECTION 2.04**

	ACTUAL FY22	AMENDED BUDGET FY23	PROPOSED BUDGET FY24	\$ CHANGE BUDGET/ AMENDED	% CHANGE BUDGET/ AMENDED
OPERATING REVENUE					
PASSENGER REVENUE	-	-	-	-	-
OTHER OPERATING REVENUE	817,510	900,600	900,600	-	0.0%
TOTAL OPERATING REVENUES	817,510	900,600	900,600	-	0.0%
NON OPERATING REVENUE					
TOTAL SUBSIDY REVENUE	-	-	-	-	-
OTHER NON OPERATING REVENUE					
RESERVE REVENUE	(233,647)	(131,764)	(83,552)	48,212	-36.6%
OTHER INCOME	-	-	-	-	-
TOTAL OTHER NON OPERATING REVENUE	(233,647)	(131,764)	(83,552)	48,212	-36.6%
TOTAL NON OPERATING REVENUE	(233,647)	(131,764)	(83,552)	48,212	-36.6%
TOTAL COMBINED REVENUES	583,863	768,836	817,048	48,212	6.3%
OPERATING EXPENSES					
LABOR EXPENSES	280,005	325,374	354,651	29,277	9.0%
FRINGE EXPENSES	156,330	183,983	195,725	11,742	6.4%
TOTAL PERSONNEL EXPENSES	436,335	509,357	550,376	41,019	8.1%
SECURITY EXPENSES	-	-	-	-	-
REPAIR/MAINTENANCE SERVICES	3,400	3,000	4,000	1,000	33.3%
ENGINE AND TRANSMISSION REBUILD	-	-	-	-	-
OTHER OUTSIDE SERVICES	22,514	54,300	54,800	500	0.9%
PURCHASED TRANSPORTATION	-	-	-	-	-
TOTAL OUTSIDE SERVICES	25,913	57,300	58,800	1,500	2.6%
LUBRICANTS	-	-	-	-	-
TIRES	-	-	-	-	-
OTHER MATERIALS AND SUPPLIES	(520)	500	500	-	0.0%
TOTAL MATERIALS AND SUPPLIES	(520)	500	500	-	0.0%
GAS/DIESEL/PROPANE	6,083	7,000	7,000	-	0.0%
CNG	-	-	-	-	-
TRACTION POWER	-	-	-	-	-
UTILITIES	2,126	-	-	-	-
TOTAL ENERGY	8,209	7,000	7,000	-	0.0%
RISK MANAGEMENT	40,380	88,901	89,000	99	0.1%
GENERAL AND ADMINISTRATIVE	53,627	69,964	70,664	700	1.0%
DEBT SERVICE	-	-	-	-	-
VEHICLE / FACILITY LEASE	18,397	20,000	20,000	-	0.0%
TOTAL OPERATING EXPENSES	582,342	753,022	796,340	43,318	5.8%
NET OPERATING SUBSIDY	235,168	147,578	104,260	43,318	-29.4%
OVERHEAD ALLOCATION	(1,521)	(15,814)	(20,708)		30.9%
ADJUSTED NET OPERATING SUBSIDY	233,647	131,764	83,552	48,212	-36.6%
TOTAL REVENUES LESS TOTAL EXPENSES	(0)	0	(0)	0	0.0%

**SAN DIEGO METROPOLITAN TRANSIT SYSTEM
REVENUE BUDGET SUMMARY
FISCAL YEAR 2024
SECTION 3.02**

	ACTUAL FY22	AMENDED BUDGET FY23	PROPOSED BUDGET FY24	\$ CHANGE AMENDED/ ORIGINAL	% CHANGE AMENDED/ ORIGINAL
OPERATING REVENUE					
PASSENGER REVENUE	56,146,854	70,902,462	78,925,285	8,022,823	11.3%
OTHER INCOME	21,769,898	21,885,695	23,076,862	1,191,167	5.4%
TOTAL OPERATING REVENUE	77,916,752	92,788,157	102,002,147	9,213,990	9.9%
NON OPERATING REVENUE					
SUBSIDY REVENUE					
FEDERAL REVENUE	64,843,552	66,793,559	70,771,128	3,977,569	6.0%
FEDERAL REVENUE - CARES/ARP	47,700,000	87,260,241	85,000,000	(2,260,241)	-2.6%
TRANSPORTATION DEVELOPMENT ACT (TDA)	68,804,580	97,808,064	92,858,098	(4,949,966)	-5.1%
STATE TRANSIT ASSISTANCE (STA)	11,300,000	11,300,000	11,300,000	0	0.0%
STATE REVENUE - OTHER	105,771	112,000	112,000	0	0.0%
TRANSNET	60,312,099	67,953,741	72,710,953	4,757,212	7.0%
OTHER LOCAL SUBSIDIES	9,766,028	6,490,994	4,490,994	(2,000,000)	-30.8%
TOTAL SUBSIDY REVENUE	262,832,030	337,718,598	337,243,172	(475,426)	-0.1%
OTHER REVENUE					
OTHER FUNDS	-	-	-	0	-
RESERVES REVENUE	566,353	(50,131,764)	(32,424,399)	17,707,365	-35.3%
TOTAL OTHER REVENUE	566,353	(50,131,764)	(32,424,399)	17,707,365	-35.3%
TOTAL NON OPERATING REVENUE	263,398,383	287,586,833	304,818,773	17,231,940	6.0%
GRAND TOTAL REVENUES	341,315,135	380,374,990	406,820,920	26,445,930	7.0%

**SAN DIEGO METROPOLITAN TRANSIT SYSTEM
POSITION INFORMATION (SUMMARY FORMAT)
FISCAL YEAR 2023 AMENDED BUDGET
SECTION 10.03**

Att.F, AI 11, 04/20/23

	Original Budget	Position	Net Positons Requiring	Amended	Frozen
	FY 2023	Shifts	Funding Adjs	FY 2023	Positions
	FTE's	FTE's	FTE's	FTE's	FTE's
<u>MTS Administration</u>					
BOD ADMINISTRATION	2.0	0.0	0.0	2.0	0.0
CAPITAL PROJECTS	8.0	0.0	0.0	8.0	0.0
COMPASS CARD	10.5	0.0	0.0	10.5	0.0
EXECUTIVE	4.0	0.0	0.0	4.0	0.0
FINANCE	23.5	0.0	0.0	23.5	0.0
HUMAN RESOURCES	17.0	0.0	0.0	17.0	0.0
INFORMATION TECHNOLOGY	32.0	0.0	2.0	34.0	0.0
LEGAL	2.0	0.0	0.0	2.0	0.0
MARKETING	11.0	0.0	0.0	11.0	0.0
PLANNING	9.5	0.0	0.0	9.5	0.0
PROCUREMENT	14.0	0.0	0.0	14.0	0.0
RIGHT OF WAY	2.0	0.0	0.0	2.0	0.0
RISK	4.0	0.0	0.0	4.0	0.0
SECURITY	92.0	0.0	0.0	92.0	0.0
STORES (ADMIN)	2.0	0.0	0.0	2.0	0.0
STORES (BUS)	13.0	0.0	0.0	13.0	0.0
STORES (RAIL)	7.0	0.0	0.0	7.0	0.0
TELEPHONE INFORMATION SERVICES	17.0	0.0	0.0	17.0	0.0
TRANSIT STORES	8.0	0.0	0.0	8.0	0.0
Subtotal MTS Administration	278.5	0.0	2.0	280.5	0.0
<u>Bus Operations</u>					
CONTRACT SERVICES	8.5	0.0	0.0	8.5	0.0
EXECUTIVE (BUS)	3.5	0.0	0.0	3.5	0.0
MAINTENANCE	189.0	0.0	0.0	189.0	0.0
MAINTENANCE-FACILITY	5.0	0.0	0.0	5.0	0.0
PASSENGER SERVICES	8.0	0.0	0.0	8.0	0.0
REVENUE (BUS)	6.0	0.0	0.0	6.0	0.0
SAFETY	2.0	0.0	0.0	2.0	0.0
TRAINING	8.0	0.0	0.0	8.0	0.0
TRANSPORTATION (BUS)	609.5	0.0	0.0	609.5	0.0
Subtotal Bus Operations	839.5	0.0	0.0	839.5	0.0
<u>Rail Operations</u>					
EXECUTIVE (RAIL)	4.5	0.0	0.0	4.5	0.0
FACILITIES	81.0	0.0	0.0	81.0	0.0
LIGHT RAIL VEHICLES	107.0	0.0	0.0	107.0	0.0
MAINTENANCE OF WAYSIDE	46.0	0.0	0.0	46.0	0.0
REVENUE (RAIL)	56.5	0.0	0.0	56.5	0.0
TRACK	22.0	0.0	0.0	22.0	0.0
TRANSPORTATION (RAIL)	253.0	0.0	5.0	258.0	0.0
Subtotal Rail Operations	570.0	0.0	5.0	575.0	0.0
<u>Other MTS Operations</u>					
FHV ADMINISTRATION	6.0	0.0	0.0	6.0	0.0
Subtotal Other MTS Operations	6.0	0.0	0.0	6.0	0.0
<u>Grand Total</u>	1,694.0	0.0	7.0	1,701.0	0.0

SAN DIEGO METROPOLITAN TRANSIT SYSTEM
POSITION INFORMATION (DETAILED POSITION FORMAT) Att.G, AI 11, 04/20/23
FISCAL YEAR 2024 AMENDED BUDGET
SECTION 10.04

		Amended Budget	Position	Net Positons	Proposed	Frozen
	Salary	FY 2023	Shifts	Requiring	FY 2024	Positions
	Grade	(FTE's)	(FTE's)	Funding Adjs	(FTE's)	(FTE's)
<u>MTS Administration</u>						
<u>BOD ADMINISTRATION</u>						
Exec Asst GC/Asst Board Clrk	07	1.0	0.0	0.0	1.0	0.0
Internal Auditor	10	1.0	0.0	0.0	1.0	0.0
BOD ADMINISTRATION TOTAL		2.0	0.0	0.0	2.0	0.0
<u>CAPITAL PROJECTS</u>						
Administrative Assistant	03	1.0	0.0	0.0	1.0	0.0
Director of Capital Projects	13	1.0	0.0	0.0	1.0	0.0
Project Engineer	09	2.0	0.0	0.0	2.0	0.0
Project Manager	10	1.0	0.0	0.0	1.0	0.0
Senior Project Manager	11	2.0	0.0	0.0	2.0	0.0
Sr. Project Manager - Rail Sys	11	1.0	0.0	0.0	1.0	0.0
CAPITAL PROJECTS TOTAL		8.0	0.0	0.0	8.0	0.0
<u>COMPASS CARD</u>						
Asst Sup PRONTO Support	06	1.0	0.0	0.0	1.0	0.0
Call/Service Center Rep (FT)	02	1.0	0.0	0.0	1.0	0.0
Call/Service Center Rep (PT)	02	1.5	0.0	0.0	1.5	0.0
Deputy Fare Systems Administra	08	1.0	0.0	0.0	1.0	0.0
Fare Systems Administrator	10	1.0	0.0	0.0	1.0	0.0
Mgr of PRONTO & Passenger Supp	07	1.0	0.0	0.0	1.0	0.0
Service Center Specialist (FT)	03	4.0	0.0	0.0	4.0	0.0
COMPASS CARD TOTAL		10.5	0.0	0.0	10.5	0.0
<u>EXECUTIVE</u>						
Chief Executive Officer	16	1.0	0.0	0.0	1.0	0.0
Exec Asst/Clerk of the Board	07	1.0	0.0	0.0	1.0	0.0
Grants Administrator	07	1.0	0.0	0.0	1.0	0.0
Manager of Government Affairs	08	1.0	0.0	0.0	1.0	0.0
EXECUTIVE TOTAL		4.0	0.0	0.0	4.0	0.0
<u>FINANCE</u>						
Chief Financial Officer	15	1.0	0.0	0.0	1.0	0.0
Accounting Assistant	04	3.0	0.0	0.0	3.0	0.0
Accounting Manager	10	1.0	0.0	0.0	1.0	0.0
Controller	12	1.0	0.0	0.0	1.0	0.0
Dir Fin Planning & Analysis	12	1.0	0.0	0.0	1.0	0.0
Finance Assistant	06	1.0	0.0	0.0	1.0	0.0
Finance Intern	01	0.5	0.0	0.0	0.5	0.0
Financial Analyst	07	2.0	0.0	0.0	2.0	0.0
Operating Budget Supervisor	08	1.0	0.0	0.0	1.0	0.0
Payroll Coordinator	06	3.0	0.0	0.0	3.0	0.0
Payroll Manager	10	1.0	0.0	0.0	1.0	0.0
Payroll Supervisor	08	1.0	0.0	0.0	1.0	0.0
Senior Accountant	09	2.0	0.0	0.0	2.0	0.0
Staff Accountant I	05	2.0	0.0	0.0	2.0	0.0
Staff Accountant II	06	2.0	0.0	0.0	2.0	0.0
Transit Asset Mgmt Program Mgr	09	1.0	0.0	0.0	1.0	0.0
FINANCE TOTAL		23.5	0.0	0.0	23.5	0.0

SAN DIEGO METROPOLITAN TRANSIT SYSTEM
POSITION INFORMATION (DETAILED POSITION FORMAT) Att.G, AI 11, 04/20/23
FISCAL YEAR 2024 AMENDED BUDGET
SECTION 10.04

		Amended Budget	Position	Net Positons		
	Salary	FY 2023	Shifts	Requiring	Proposed	Frozen
	Grade	(FTE's)	(FTE's)	Funding Adjs	FY 2024	Positions
		(FTE's)	(FTE's)	(FTE's)	(FTE's)	(FTE's)
<u>HUMAN RESOURCES</u>						
Admin Assistant (Copy Center)	03	1.0	0.0	0.0	1.0	0.0
Benefits & Comp Analyst	06	3.0	0.0	0.0	3.0	0.0
Chief Human Resources Officer	15	1.0	0.0	0.0	1.0	0.0
Director of Human Resources	12	1.0	0.0	0.0	1.0	0.0
Human Resources Assistant	03	2.0	0.0	0.0	2.0	0.0
Human Resources Specialist	06	2.0	0.0	0.0	2.0	0.0
Leadership Dev Specialist	09	1.0	0.0	0.0	1.0	0.0
Manager of Benefits & Comp	09	1.0	0.0	0.0	1.0	0.0
Manager of Talent Acquisition	09	1.0	0.0	0.0	1.0	0.0
Senior Human Resources Analyst	07	1.0	0.0	0.0	1.0	0.0
Talent Acquisition Specialist	07	3.0	0.0	0.0	3.0	0.0
HUMAN RESOURCES TOTAL		17.0	0.0	0.0	17.0	0.0
<u>INFORMATION TECHNOLOGY</u>						
Business Systems Analyst (SAP)	11	1.0	0.0	0.0	1.0	0.0
Chief Information Officer	14	1.0	0.0	0.0	1.0	0.0
Computer Support Specialist	05	3.0	0.0	1.0	4.0	0.0
Database Administrator	10	1.0	0.0	0.0	1.0	0.0
Datacenter Operations Manager	12	1.0	0.0	0.0	1.0	0.0
Enterprise Bus Solutions Mgr	12	1.0	0.0	0.0	1.0	0.0
Executive Assistant (CIO)	06	1.0	0.0	0.0	1.0	0.0
Info Security & Intel Eng	10	2.0	0.0	0.0	2.0	0.0
Information Security Manager	11	1.0	0.0	0.0	1.0	0.0
IT Enterprise Architect (IoT)	11	1.0	0.0	0.0	1.0	0.0
Network Engineer I	08	2.0	0.0	0.0	2.0	0.0
Network Engineer II	09	2.0	0.0	0.0	2.0	0.0
Network Engineer III	09	1.0	0.0	0.0	1.0	0.0
Network Operations Manager	12	1.0	0.0	0.0	1.0	0.0
Project Administrator	07	1.0	0.0	0.0	1.0	0.0
Report Development Analyst	09	1.0	0.0	0.0	1.0	0.0
Senior SAP Architect	11	1.0	0.0	0.0	1.0	0.0
Senior Systems Administrator	10	3.0	0.0	0.0	3.0	0.0
Service Desk Supervisor	09	1.0	0.0	0.0	1.0	0.0
Software Developer	09	1.0	0.0	1.0	2.0	0.0
Systems Administrator	10	4.0	0.0	0.0	4.0	0.0
Technical Project Manager	11	1.0	0.0	0.0	1.0	0.0
INFORMATION TECHNOLOGY TOTAL		32.0	0.0	2.0	34.0	0.0
<u>LEGAL</u>						
General Counsel	15	1.0	0.0	0.0	1.0	0.0
Deputy General Counsel	10	1.0	0.0	0.0	1.0	0.0
LEGAL TOTAL		2.0	0.0	0.0	2.0	0.0
<u>MARKETING</u>						
Dir Marketing & Communications	13	1.0	0.0	0.0	1.0	0.0
Community Engagement Specialis	06	1.0	0.0	0.0	1.0	0.0
Creative Design Manager	08	1.0	0.0	0.0	1.0	0.0
Digital Content Developer	07	1.0	0.0	0.0	1.0	0.0
Graphic Designer	07	2.0	0.0	0.0	2.0	0.0
Marketing Assistant	05	1.0	0.0	0.0	1.0	0.0
Marketing Intern	01	1.0	0.0	0.0	1.0	0.0
Mgr of Marketing & Communicati	08	1.0	0.0	0.0	1.0	0.0
Mktg & Comm Specialist	06	1.0	0.0	0.0	1.0	0.0
Public Relations Specialist	07	1.0	0.0	0.0	1.0	0.0
MARKETING TOTAL		11.0	0.0	0.0	11.0	0.0

SAN DIEGO METROPOLITAN TRANSIT SYSTEM
POSITION INFORMATION (DETAILED POSITION FORMAT) Att.G, AI 11, 04/20/23
FISCAL YEAR 2024 AMENDED BUDGET
SECTION 10.04

		Amended Budget	Position	Net Positons		
	Salary	FY 2023	Shifts	Requiring	Proposed	Frozen
	Grade	(FTE's)	(FTE's)	Funding Adjs	FY 2024	Positions
		(FTE's)	(FTE's)	(FTE's)	(FTE's)	(FTE's)
<u>PLANNING</u>						
Assoc Transportation Planner	06	1.0	0.0	0.0	1.0	0.0
Dir of Planning & Scheduling	12	1.0	0.0	0.0	1.0	0.0
Manager of Scheduling	10	1.0	0.0	0.0	1.0	0.0
Planning Intern	01	0.5	0.0	0.0	0.5	0.0
Senior Data Analyst	08	1.0	0.0	0.0	1.0	0.0
Senior Scheduler	07	2.0	0.0	0.0	2.0	0.0
Senior Transportation Planner	09	2.0	0.0	0.0	2.0	0.0
Transit Services Data Analyst	07	1.0	0.0	0.0	1.0	0.0
PLANNING TOTAL		9.5	0.0	0.0	9.5	0.0
<u>PROCUREMENT</u>						
Manager of Procurement	11	1.0	0.0	0.0	1.0	0.0
Buyer	07	1.0	0.0	0.0	1.0	0.0
Contract Specialist	06	1.0	0.0	0.0	1.0	0.0
Contracts Administrator	08	1.0	0.0	0.0	1.0	0.0
Director of Supply Chain & Ops	12	1.0	0.0	0.0	1.0	0.0
Principal Contract Admin	09	1.0	0.0	0.0	1.0	0.0
Procurement Specialist	08	7.0	0.0	0.0	7.0	0.0
Senior Procurement Specialist	09	1.0	0.0	0.0	1.0	0.0
PROCUREMENT TOTAL		14.0	0.0	0.0	14.0	0.0
<u>RIGHT OF WAY</u>						
Manager of Real Estate Assets	12	1.0	0.0	0.0	1.0	0.0
Right of Way Permit Coord	08	1.0	0.0	0.0	1.0	0.0
RIGHT OF WAY TOTAL		2.0	0.0	0.0	2.0	0.0
<u>RISK</u>						
Claims Specialist	06	1.0	0.0	0.0	1.0	0.0
Liability Claims Supervisor	08	1.0	0.0	0.0	1.0	0.0
Manager of Risk and Claims	10	1.0	0.0	0.0	1.0	0.0
Workers' Compensation Analyst	07	1.0	0.0	0.0	1.0	0.0
RISK TOTAL		4.0	0.0	0.0	4.0	0.0
<u>SECURITY</u>						
Asst Mgr of Field Operations	08	1.0	0.0	0.0	1.0	0.0
Clerk Typist/Data Entry TSS	BU	2.0	0.0	0.0	2.0	0.0
Code Compl Insp-Canine Handler	BU	3.0	0.0	0.0	3.0	0.0
Code Compliance Inspector	BU	61.0	0.0	0.0	61.0	0.0
Code Compliance Supervisor	06	14.0	0.0	0.0	14.0	0.0
Code Compliance Train Sup (MC)	06	1.0	0.0	0.0	1.0	0.0
Deputy Dir of Transit Enf	11	1.0	0.0	0.0	1.0	0.0
Dir of Transit Security & Pass	13	1.0	0.0	0.0	1.0	0.0
Dispatch Sup - Transit Enf	06	2.0	0.0	0.0	2.0	0.0
Mgr of Operations-Transit Enf	09	1.0	0.0	0.0	1.0	0.0
Operational and Crime Data Ana	07	1.0	0.0	0.0	1.0	0.0
Professional Standards Manager	08	1.0	0.0	0.0	1.0	0.0
Records Manager	08	1.0	0.0	0.0	1.0	0.0
Records Specialist	05	1.0	0.0	0.0	1.0	0.0
Security Systems Administrator	06	1.0	0.0	0.0	1.0	0.0
SECURITY TOTAL		92.0	0.0	0.0	92.0	0.0
<u>STORES (ADMIN)</u>						
Inventory Planning and Forecas	08	1.0	0.0	0.0	1.0	0.0
Manager of Inventory Ops	10	1.0	0.0	0.0	1.0	0.0
STORES (ADMIN) TOTAL		2.0	0.0	0.0	2.0	0.0

SAN DIEGO METROPOLITAN TRANSIT SYSTEM
POSITION INFORMATION (DETAILED POSITION FORMAT) Att.G, AI 11, 04/20/23
FISCAL YEAR 2024 AMENDED BUDGET
SECTION 10.04

		Amended Budget	Position	Net Positons Requiring	Proposed	Frozen
	Salary	FY 2023	Shifts	Funding Adjs	FY 2024	Positions
	Grade	(FTE's)	(FTE's)	(FTE's)	(FTE's)	(FTE's)
<u>STORES (BUS)</u>						
Storeroom Clerks - IAD	BU	5.0	0.0	0.0	5.0	0.0
Storeroom Clerks - KMD	BU	6.0	0.0	0.0	6.0	0.0
Supervisor of Warehouse Ops	07	2.0	0.0	0.0	2.0	0.0
STORES (BUS) TOTAL		13.0	0.0	0.0	13.0	0.0
<u>STORES (RAIL)</u>						
Storekeeper	BU	6.0	0.0	0.0	6.0	0.0
Supervisor of Warehouse Ops	07	1.0	0.0	0.0	1.0	0.0
STORES (RAIL) TOTAL		7.0	0.0	0.0	7.0	0.0
<u>TELEPHONE INFORMATION SERVICES</u>						
Asst Supvr of Info & Trip Plan	06	1.0	0.0	0.0	1.0	0.0
Info & Trip Planning Supvr	07	1.0	0.0	0.0	1.0	0.0
Info and Trip Planning Clerk	BU	15.0	0.0	0.0	15.0	0.0
TELEPHONE INFORMATION SERVICES TO		17.0	0.0	0.0	17.0	0.0
<u>TRANSIT STORES</u>						
Transit Store Supervisor	07	1.0	0.0	0.0	1.0	0.0
Asst Transit Store Supervisor	06	1.0	0.0	0.0	1.0	0.0
Senior Transit Store Clerk	BU	1.0	0.0	0.0	1.0	0.0
Transit Store Clerk	BU	5.0	0.0	0.0	5.0	0.0
TRANSIT STORES TOTAL		8.0	0.0	0.0	8.0	0.0
Subtotal MTS Administration		278.5	0.0	2.0	280.5	0.0

SAN DIEGO METROPOLITAN TRANSIT SYSTEM
POSITION INFORMATION (DETAILED POSITION FORMAT) Att.G, AI 11, 04/20/23
FISCAL YEAR 2024 AMENDED BUDGET
SECTION 10.04

		Amended Budget	Position	Net Positons	Proposed	Frozen
	Salary	FY 2023	Shifts	Requiring	FY 2024	Positions
	Grade	(FTE's)	(FTE's)	Funding Adjs	(FTE's)	(FTE's)
<u>Bus Operations</u>						
<u>CONTRACT SERVICES</u>						
Director of Contract Services	12	1.0	0.0	0.0	1.0	0.0
Contract Operations Administra	05	1.0	0.0	0.0	1.0	0.0
Intern - Transit Services	01	0.5	0.0	0.0	0.5	0.0
Mgr of Paratransit & Mini Bus	10	1.0	0.0	0.0	1.0	0.0
Passenger Facilities Coord.	04	2.0	0.0	0.0	2.0	0.0
Sr Contract Operations Adminis	06	1.0	0.0	0.0	1.0	0.0
Supervisor of Para-Transit	06	1.0	0.0	0.0	1.0	0.0
Supvr of Passenger Facilities	07	1.0	0.0	0.0	1.0	0.0
CONTRACT SERVICES TOTAL		8.5	0.0	0.0	8.5	0.0
<u>EXECUTIVE (BUS)</u>						
Chief Op Officer-Transit Servs	15	1.0	0.0	0.0	1.0	0.0
Envi Health & Safety Intern	PT	0.5	0.0	0.0	0.5	0.0
Envi Health & Safety Spec	09	1.0	0.0	0.0	1.0	0.0
Executive Assistant (COO Bus)	06	1.0	0.0	0.0	1.0	0.0
EXECUTIVE (BUS) TOTAL		3.5	0.0	0.0	3.5	0.0
<u>MAINTENANCE</u>						
Admin Asst II - Maintenance	05	1.0	0.0	0.0	1.0	0.0
Administrative Assistant - Mai	04	1.0	0.0	0.0	1.0	0.0
Body Shop Apprentice II - KMD	BU	1.0	0.0	0.0	1.0	0.0
Bus Maintenance Trainer	08	1.0	0.0	0.0	1.0	0.0
Communications Tech - IAD	BU	2.0	0.0	0.0	2.0	0.0
Dir of Fleet & Facility Maint	13	1.0	0.0	0.0	1.0	0.0
Division Manager (Maint) - IAD	10	1.0	0.0	0.0	1.0	0.0
Division Manager (Maint) - KMD	10	1.0	0.0	0.0	1.0	0.0
Foreman - IAD	08	9.0	0.0	0.0	9.0	0.0
Foreman - KMD	08	7.0	0.0	0.0	7.0	0.0
Maintenance Analyst	05	1.0	0.0	0.0	1.0	0.0
Mechanic A - IAD	BU	20.0	0.0	0.0	20.0	0.0
Mechanic A - KMD	BU	28.0	0.0	0.0	28.0	0.0
Mechanic Apprentice I - IAD	BU	3.0	0.0	0.0	3.0	0.0
Mechanic Apprentice I - KMD	BU	17.0	0.0	0.0	17.0	0.0
Mechanic Apprentice II - IAD	BU	3.0	0.0	0.0	3.0	0.0
Mechanic Apprentice II - KMD	BU	1.0	0.0	0.0	1.0	0.0
Mechanic C - IAD	BU	17.0	0.0	0.0	17.0	0.0
Mechanic C - KMD	BU	9.0	0.0	0.0	9.0	0.0
Quality Assurance Inspector	07	1.0	0.0	0.0	1.0	0.0
Quality Assurance Supervisor	09	1.0	0.0	0.0	1.0	0.0
Servicer A - IAD	BU	30.0	0.0	0.0	30.0	0.0
Servicer A - KMD	BU	30.0	0.0	0.0	30.0	0.0
Sign Truck Operator	BU	1.0	0.0	0.0	1.0	0.0
Sup of Maintenance Training	09	1.0	0.0	0.0	1.0	0.0
ZEV and Sustainability Manager	08	1.0	0.0	0.0	1.0	0.0
MAINTENANCE TOTAL		189.0	0.0	0.0	189.0	0.0

SAN DIEGO METROPOLITAN TRANSIT SYSTEM
POSITION INFORMATION (DETAILED POSITION FORMAT) Att.G, AI 11, 04/20/23
FISCAL YEAR 2024 AMENDED BUDGET
SECTION 10.04

		Amended Budget	Position	Net Positons Requiring	Proposed	Frozen
	Salary	FY 2023	Shifts	Funding Adjs	FY 2024	Positions
	Grade	(FTE's)	(FTE's)	(FTE's)	(FTE's)	(FTE's)
<u>MAINTENANCE-FACILITY</u>						
Bldng Maint Apprentice - IAD	BU	1.0	0.0	0.0	1.0	0.0
Facilities Supervisor - Bus	08	1.0	0.0	0.0	1.0	0.0
Mechanic A - Facilities - IAD	BU	2.0	0.0	0.0	2.0	0.0
Mechanic A - Facilities - KMD	BU	1.0	0.0	0.0	1.0	0.0
MAINTENANCE-FACILITY TOTAL		5.0	0.0	0.0	5.0	0.0
<u>PASSENGER SERVICES</u>						
Customer Service Supervisor	06	2.0	0.0	0.0	2.0	0.0
Director of Support Services	12	1.0	0.0	0.0	1.0	0.0
Operations Asst - Ride Checker	01	1.0	0.0	0.0	1.0	0.0
Passenger Support Supervisor	06	1.0	0.0	0.0	1.0	0.0
Receptionist	02	1.0	0.0	0.0	1.0	0.0
Support Services Analyst	04	1.0	0.0	0.0	1.0	0.0
Support Services Coordinator	04	1.0	0.0	0.0	1.0	0.0
PASSENGER SERVICES TOTAL		8.0	0.0	0.0	8.0	0.0
<u>REVENUE (BUS)</u>						
Asst Rev Technicians - IAD	BU	2.0	0.0	0.0	2.0	0.0
Asst Rev Technicians - KMD	BU	1.0	0.0	0.0	1.0	0.0
Revenue Technicians - IAD	BU	1.0	0.0	0.0	1.0	0.0
Revenue Technicians - KMD	BU	2.0	0.0	0.0	2.0	0.0
REVENUE (BUS) TOTAL		6.0	0.0	0.0	6.0	0.0
<u>SAFETY</u>						
Manager of Safety (Bus)	09	1.0	0.0	0.0	1.0	0.0
Transit Safety Specialist	08	1.0	0.0	0.0	1.0	0.0
SAFETY TOTAL		2.0	0.0	0.0	2.0	0.0
<u>TRAINING</u>						
Asst Manager of Training	06	1.0	0.0	0.0	1.0	0.0
Bus Op Training Instructor	06	5.0	0.0	0.0	5.0	0.0
Manager of Training (Transp)	09	1.0	0.0	0.0	1.0	0.0
Training Administrator	05	1.0	0.0	0.0	1.0	0.0
TRAINING TOTAL		8.0	0.0	0.0	8.0	0.0
<u>TRANSPORTATION (BUS)</u>						
Director of Transportation	13	1.0	0.0	0.0	1.0	0.0
Admin Asst II - Operations	05	1.0	0.0	0.0	1.0	0.0
Bus Operators - F/T	BU	565.0	0.0	0.0	565.0	0.0
Bus Operators - P/T	BU	0.5	0.0	0.0	0.5	0.0
Comm/Ops Supv-Dispatch IAD	08	8.0	0.0	0.0	8.0	0.0
Comm/Ops Supv-Radio	08	8.0	0.0	0.0	8.0	0.0
Dispatch Clerk	BU	4.0	0.0	0.0	4.0	0.0
Dispatch Clerk - KMD	BU	2.0	0.0	0.0	2.0	0.0
Manager of Service Operations	10	1.0	0.0	0.0	1.0	0.0
Manager of Transp Comm & Tech	10	1.0	0.0	0.0	1.0	0.0
Service Operations Supervisor	08	14.0	0.0	0.0	14.0	0.0
Trans Div Manager - IAD	10	1.0	0.0	0.0	1.0	0.0
Trans Div Manager - KMD	10	1.0	0.0	0.0	1.0	0.0
Transp Comm & Technology Supvr	08	1.0	0.0	0.0	1.0	0.0
Transp Service Quality Spec	06	1.0	0.0	0.0	1.0	0.0
TRANSPORTATION (BUS) TOTAL		609.5	0.0	0.0	609.5	0.0
Subtotal Bus Operations		839.5	0.0	0.0	839.5	0.0

SAN DIEGO METROPOLITAN TRANSIT SYSTEM
POSITION INFORMATION (DETAILED POSITION FORMAT) Att.G, AI 11, 04/20/23
FISCAL YEAR 2024 AMENDED BUDGET
SECTION 10.04

		Amended Budget	Position	Net Positons	Proposed	Frozen
	Salary	FY 2023	Shifts	Requiring	FY 2024	Positions
	Grade	(FTE's)	(FTE's)	Funding Adjs	(FTE's)	(FTE's)
<u>Rail Operations</u>						
<u>EXECUTIVE (RAIL)</u>						
Asst System Safety Manager	09	1.0	0.0	0.0	1.0	0.0
Chief Operating Officer (Rail)	15	1.0	0.0	0.0	1.0	0.0
Engineering Intern	01	0.5	0.0	0.0	0.5	0.0
Mgr of Service Quality & Speci	10	1.0	0.0	0.0	1.0	0.0
System Safety Manager (Rail)	09	1.0	0.0	0.0	1.0	0.0
EXECUTIVE (RAIL) TOTAL		4.5	0.0	0.0	4.5	0.0
<u>FACILITIES</u>						
Admin Asst II - Facilities	05	1.0	0.0	0.0	1.0	0.0
Asst Manager of Facilities	07	1.0	0.0	0.0	1.0	0.0
Facilities Supervisor	06	6.0	0.0	0.0	6.0	0.0
Serviceperson	BU	72.0	0.0	0.0	72.0	0.0
Superintendent of Facilities	13	1.0	0.0	0.0	1.0	0.0
FACILITIES TOTAL		81.0	0.0	0.0	81.0	0.0
<u>LIGHT RAIL VEHICLES</u>						
Superintendent of LRV Maint	13	1.0	0.0	0.0	1.0	0.0
Assistant Training Sup - LRV	09	1.0	0.0	0.0	1.0	0.0
Asst Superintendent LRV	10	1.0	0.0	0.0	1.0	0.0
Clerk Typist/Data Entry LRV	BU	2.0	0.0	0.0	2.0	0.0
LRV Asst Lineman	BU	22.0	0.0	0.0	22.0	0.0
LRV Electromechanic	BU	48.0	0.0	0.0	48.0	0.0
LRV Lineman	BU	19.0	0.0	0.0	19.0	0.0
LRV Maint Supervisor	09	10.0	0.0	0.0	10.0	0.0
LRV Project Coordinator/Analyst	09	1.0	0.0	0.0	1.0	0.0
Maintenance Analyst (LRV)	05	1.0	0.0	0.0	1.0	0.0
Training Supervisor - LRV	09	1.0	0.0	0.0	1.0	0.0
LIGHT RAIL VEHICLES TOTAL		107.0	0.0	0.0	107.0	0.0
<u>MAINTENANCE OF WAYSIDE</u>						
Asst Superintendent Wayside	10	1.0	0.0	0.0	1.0	0.0
Asst Training Supervisor - MOW	09	1.0	0.0	0.0	1.0	0.0
MOW Contracts & Budget Analyst	08	1.0	0.0	0.0	1.0	0.0
Superintendent Wayside Maint	13	1.0	0.0	0.0	1.0	0.0
Training Supervisor - MOW	09	1.0	0.0	0.0	1.0	0.0
Wayside Assistant Lineman	BU	5.0	0.0	0.0	5.0	0.0
Wayside Electromechanic	BU	20.0	0.0	0.0	20.0	0.0
Wayside Lineman	BU	11.0	0.0	0.0	11.0	0.0
Wayside Maintenance Sup	09	1.0	0.0	0.0	1.0	0.0
Wayside Maintenance Supervisor	09	4.0	0.0	0.0	4.0	0.0
MAINTENANCE OF WAYSIDE TOTAL		46.0	0.0	0.0	46.0	0.0

SAN DIEGO METROPOLITAN TRANSIT SYSTEM
POSITION INFORMATION (DETAILED POSITION FORMAT) Att.G, AI 11, 04/20/23
FISCAL YEAR 2024 AMENDED BUDGET
SECTION 10.04

		Amended Budget	Position	Net Positons Requiring	Proposed	Frozen
	Salary	FY 2023	Shifts	Funding Adjs	FY 2024	Positions
	Grade	(FTE's)	(FTE's)	(FTE's)	(FTE's)	(FTE's)
<u>REVENUE (RAIL)</u>						
Collector / Processor	BU	8.0	0.0	0.0	8.0	0.0
Lead Passenger Support Rep	PT	2.0	0.0	0.0	2.0	0.0
Lead Revenue Maint Supervisor	09	1.0	0.0	0.0	1.0	0.0
Passenger Support Rep	PT	21.5	0.0	0.0	21.5	0.0
Revenue Analyst (Rail)	05	1.0	0.0	0.0	1.0	0.0
Revenue Maintainer I	BU	3.0	0.0	0.0	3.0	0.0
Revenue Maintainer II	BU	5.0	0.0	0.0	5.0	0.0
Revenue Maintainer III	BU	10.0	0.0	0.0	10.0	0.0
Revenue Maintenance Supervisor	09	1.0	0.0	0.0	1.0	0.0
Revenue Operations Assistant	03	1.0	0.0	0.0	1.0	0.0
Ridership Surveyor	BU	2.0	0.0	0.0	2.0	0.0
Supervisor Revenue Operations	08	1.0	0.0	0.0	1.0	0.0
REVENUE (RAIL) TOTAL		56.5	0.0	0.0	56.5	0.0
<u>TRACK</u>						
Manager of Track and Structure	09	1.0	0.0	0.0	1.0	0.0
Track Supervisor	09	2.0	0.0	0.0	2.0	0.0
Trackperson	BU	14.0	0.0	0.0	14.0	0.0
Trackperson Equip Op	BU	5.0	0.0	0.0	5.0	0.0
TRACK TOTAL		22.0	0.0	0.0	22.0	0.0
<u>TRANSPORTATION (RAIL)</u>						
Asst Superintendent Trans	10	1.0	0.0	0.0	1.0	0.0
Assignments Supervisor	07	5.0	0.0	0.0	5.0	0.0
Central Control Info Rep	06	1.0	0.0	0.0	1.0	0.0
Central Control Supervisor	09	2.0	0.0	0.0	2.0	0.0
Construction Safety Flagperson	PT	30.0	0.0	5.0	35.0	0.0
Lead Transportation Sup	08	1.0	0.0	0.0	1.0	0.0
Superintendent Transportation	13	1.0	0.0	0.0	1.0	0.0
Train Operator	BU	120.0	0.0	0.0	120.0	0.0
Train Operator - PT	BU	57.0	0.0	0.0	57.0	0.0
Training Supervisor - Trans	08	3.0	0.0	0.0	3.0	0.0
Transportation Controller	08	16.0	0.0	0.0	16.0	0.0
Transportation Supervisor	08	16.0	0.0	0.0	16.0	0.0
TRANSPORTATION (RAIL) TOTAL		253.0	0.0	5.0	258.0	0.0
Subtotal Rail Operations		570.0	0.0	5.0	575.0	0.0

SAN DIEGO METROPOLITAN TRANSIT SYSTEM
POSITION INFORMATION (DETAILED POSITION FORMAT) Att.G, AI 11, 04/20/23
FISCAL YEAR 2024 AMENDED BUDGET
SECTION 10.04

		Amended Budget	Position	Net Positons Requiring	Proposed	Frozen
	Salary	FY 2023	Shifts	Funding Adjs	FY 2024	Positions
	Grade	(FTE's)	(FTE's)	(FTE's)	(FTE's)	(FTE's)
<u>Other MTS Operations</u>						
<u>FHV ADMINISTRATION</u>						
For-Hire Vehicle Administratio	10	1.0	0.0	0.0	1.0	0.0
Regulatory Analyst	06	2.0	0.0	0.0	2.0	0.0
Regulatory Inspector	05	3.0	0.0	0.0	3.0	0.0
FHV ADMINISTRATION TOTAL		6.0	0.0	0.0	6.0	0.0
Subtotal Other MTS Operations		6.0	0.0	0.0	6.0	0.0
Grand Total		1,694.0	0.0	7.0	1,701.0	0.0

Metropolitan Transit System FY 2024 Operating Budget Overview

MTS Board of Directors
April 20, 2023

Fiscal Year 2024 Operating Budget

Budget Development Process

- MTS uses a zero based budgeting process:
 - In traditional historic budgeting, managers only justify variances versus prior year
 - The assumption is that the baseline is automatically approved
 - By contrast, in zero-based budgeting, every line item must be approved each year
 - In Board presentations, typically talk about what is changing, but it is built from the ground up
- Operating Budget process begins in January
 - Budget Office meets with management from every discipline of the organization to:
 - Review current trends
 - Discuss and justify line item details of their budget requests
 - Roll-up of mid-year budget amendments (current year's budget)
 - Roll-up of the new fiscal year budgets (following year's budget)
 - Rough draft presented today
 - Still finalizing some assumptions

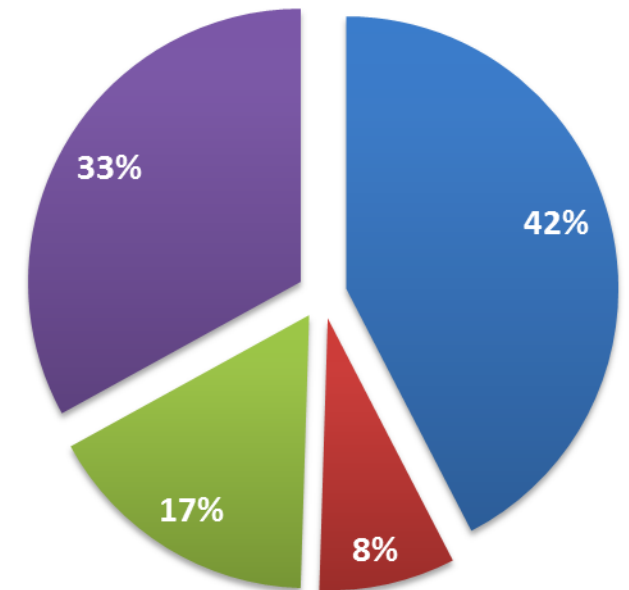
Fiscal Year 2024 Operating Budget

Revenue Assumptions - Sales Tax Revenues

- TransNet (San Diego County)
 - ½ cent sales tax assessed in the region
 - Administered by SANDAG
 - \$430.0M projected for the region in FY 2024
 - Growth assumption of 1.0%
 - \$17.7M off the top allocations
 - Then allocated by the formulas in the table ->
 - Local Systems Improvement goes to county and cities for roads
 - Major Corridors funds TransNet capital projects like Mid-Coast and BRT projects
 - New Operations (8.1%)
 - Reimbursement for operations/ maintenance of TransNet II projects
 - Form MTS: BRT Routes, SuperLoop, Mid-Coast
 - MTS expected cost recovery = \$30.7M

TransNet Program Allocations

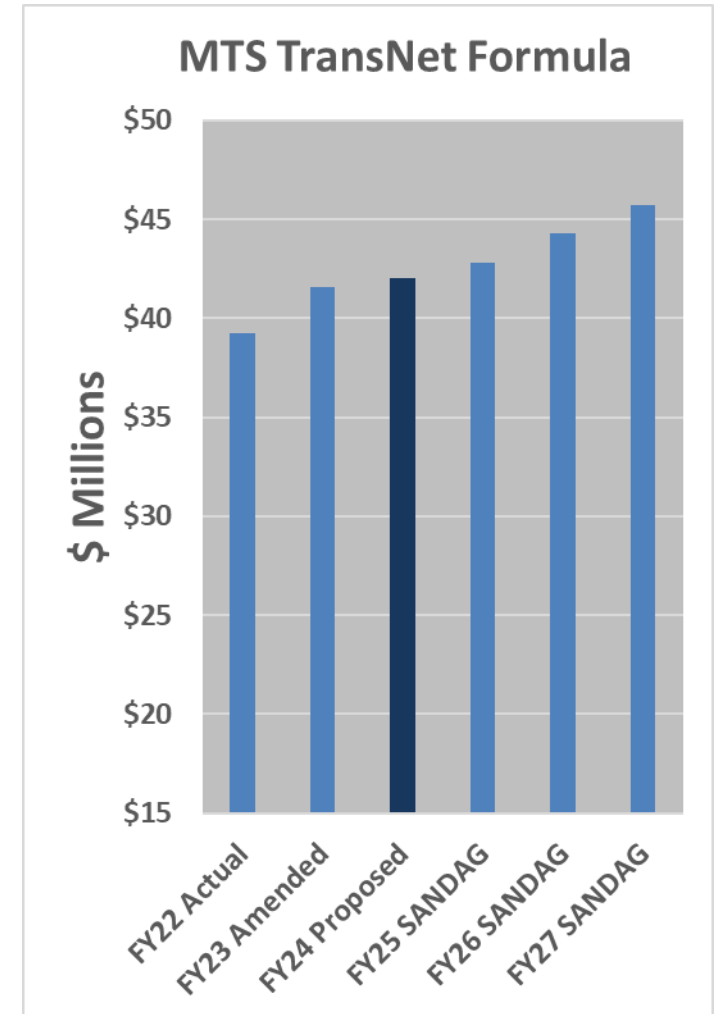
- Major Corridors Program
- New BRT/Rail Operations
- Transit System Improvements
- Local System Improvement



Fiscal Year 2024 Operating Budget

Revenue Assumptions - Sales Tax Revenues

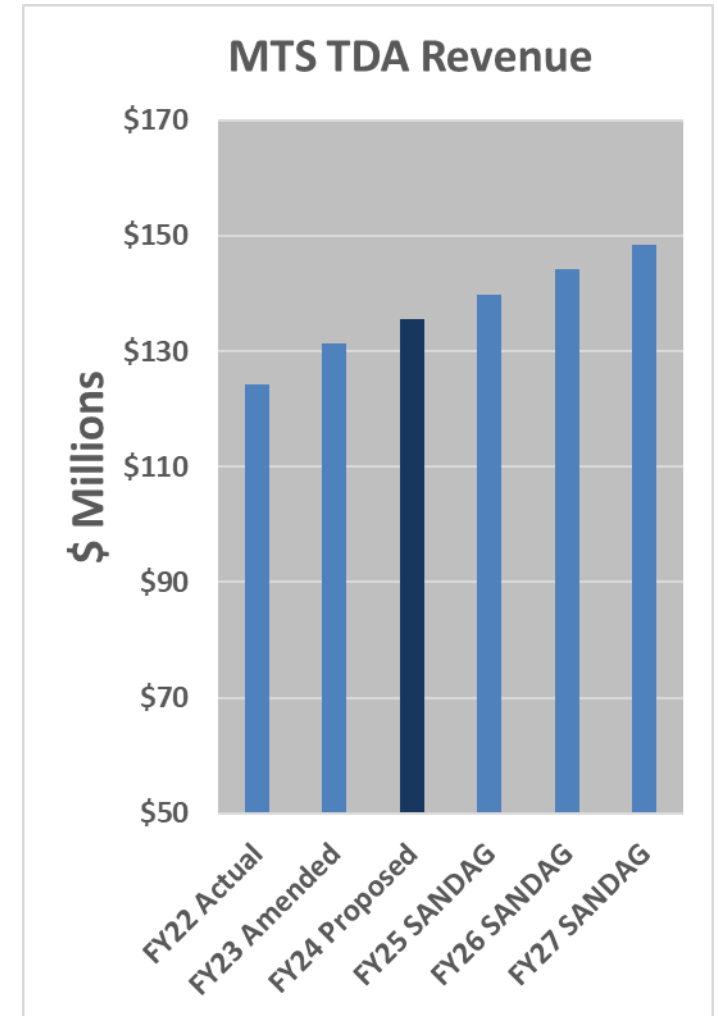
- TransNet (continued)
 - **Transit System Improvements** 16.5% for operations
 - Formula funding
 - Shared with NCTD, approximately a 70/30 split
 - Total pool projected to be \$68.0M
 - MTS will receive their formula share of the actual cash receipts
 - MTS apportionment = \$47.5M
 - \$5.5M for Fare Discounts on Senior Disabled and Youth passes
 - \$42.0M for Operations



Fiscal Year 2024 Operating Budget

Revenue Assumptions - Sales Tax Revenues

- Transportation Development Act (TDA)
 - State wide, ¼ cent sales tax
 - SANDAG forecasts and apportions each year
 - **FY 2024 growth assumption will be 3.2%**
 - Claim process determines MTS revenue
 - MTS submits a claim based on the budget
 - San Diego County receives the cash, holds a reserve that balances over/under amounts versus the budget
 - Provides funding for both Operating Budget and Capital Improvement Program (CIP)
 - Total region pool of \$205.8M in FY 2024
 - Total MTS apportionment: \$135.5M
 - \$92.9M in Operating Budget
 - \$42.7M in CIP



Fiscal Year 2024 Operating Budget

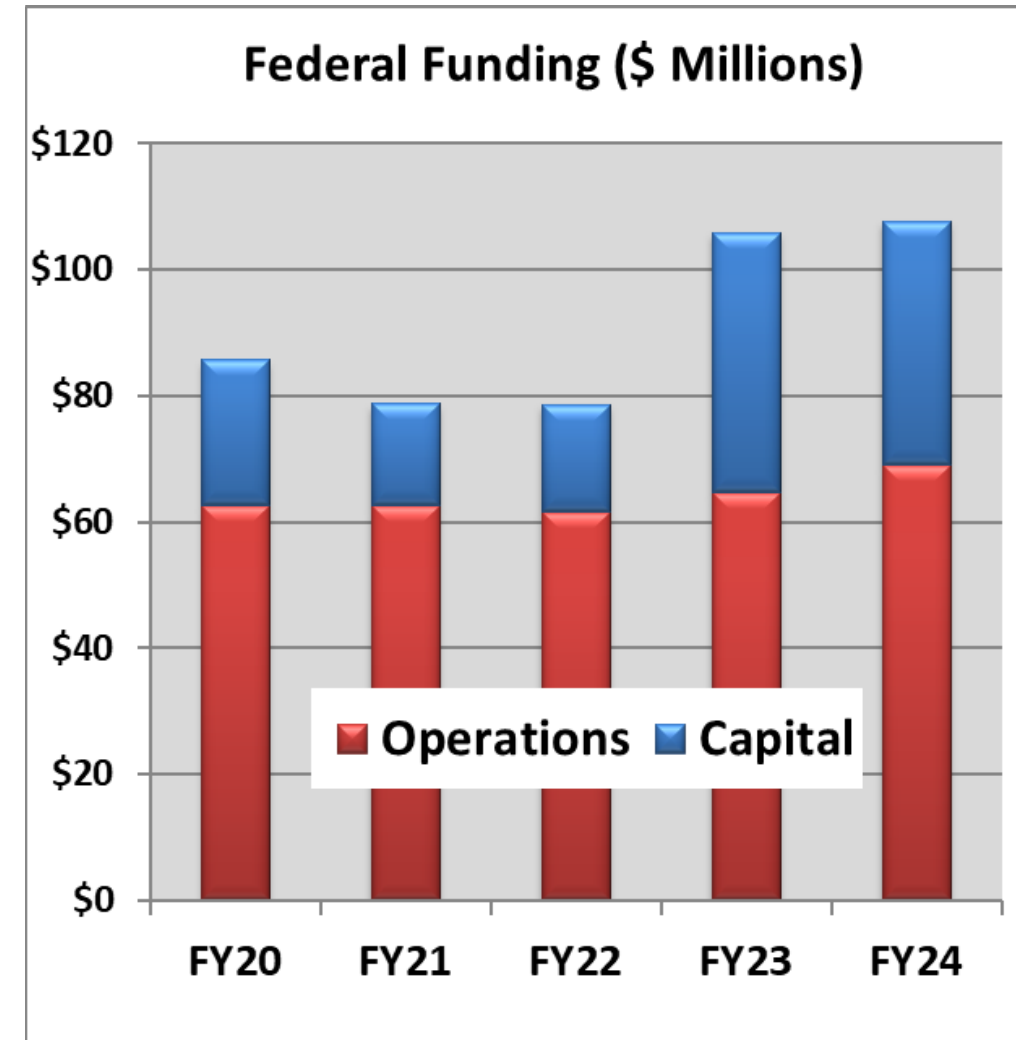
Revenue Assumptions - Sales Tax Revenues

- State Transit Assistance (STA)
 - Revenues derived from State sales tax on diesel fuel
 - Recurring formula funding administered by the State Controller's Office
 - Distributed based on population and agency revenue
 - Augmented by Senate Bill 1 (SB1) beginning in FY 2018
 - Smaller pool of State of Good Repair funding for Capital was added
 - Historically volatile funding source
 - State of CA diverting dollars for General Fund obligations
 - Tied to Diesel fuel sales, which has been a declining commodity
 - Funding can be used for Operations and Capital
 - \$39.4M in total allocations for FY 2024
 - Fixed \$11.3M used in Operations to fund prior service restorations
 - Remainder allocated to Capital

Fiscal Year 2024 Operating Budget

Revenue Assumptions - Federal Transit Administration (FTA)

- Surface Transportation Reauthorization
 - Bipartisan Infrastructure Law passed in December 2021
 - Legislation in place through 9/30/2026
 - 5307: Urban Area Formula funding
 - 5337: State of Good Repair funding
 - 5339: Bus and Bus Facilities funding
- Funding can be used for Operating or Capital Budgets for Preventive Maintenance (PM)
 - Federal funding received on a reimbursement basis, after costs are incurred
 - MTS seeks to maximize the amount for PM for cash flow purposes
 - Swap with TDA to preserve Capital share
 - Increase in Operating Budget of \$3.4M



Fiscal Year 2024 Operating Budget

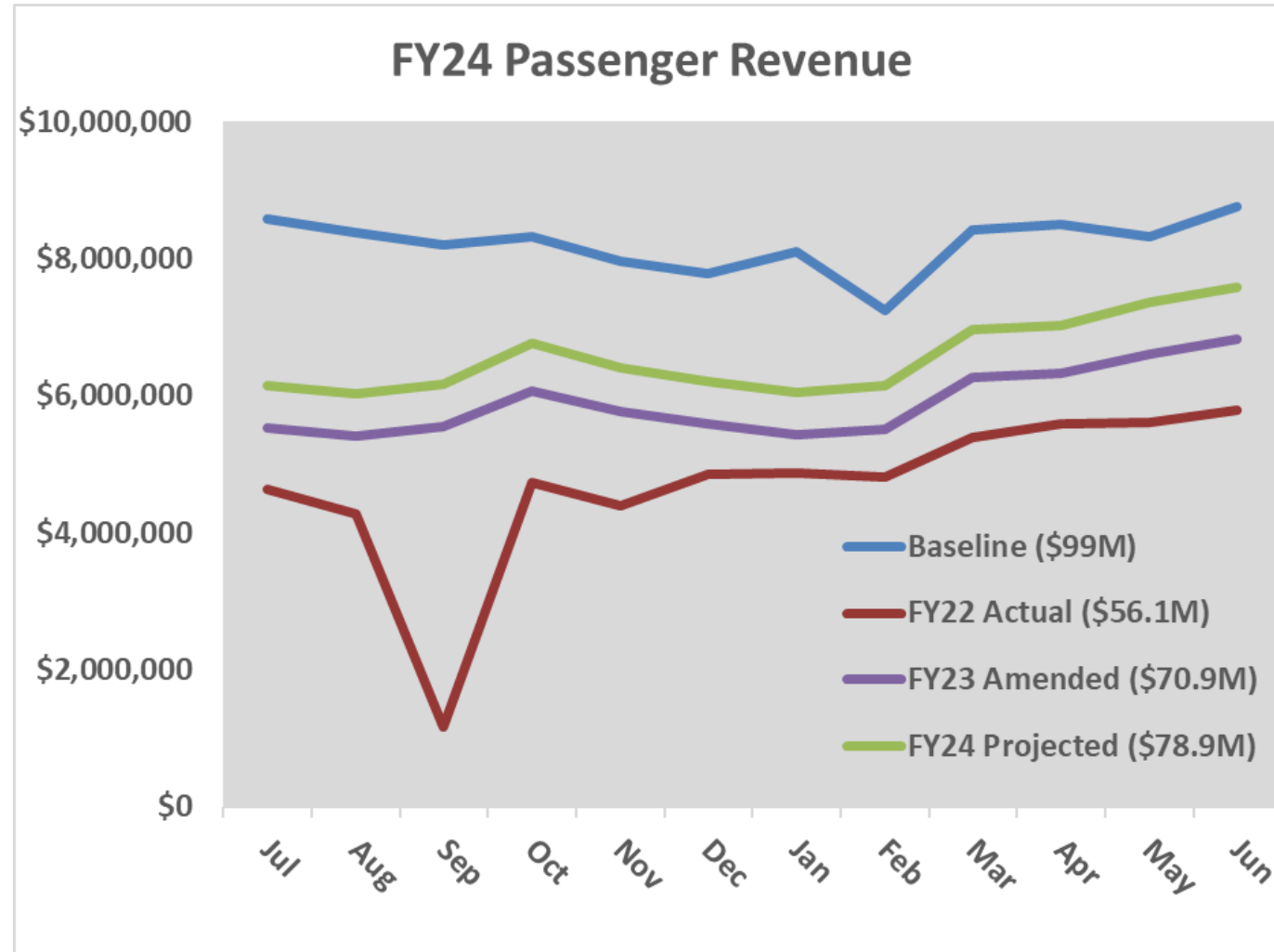
Revenue Assumptions - Other Subsidy Revenue

- Other Subsidy Revenues:
 - FasTrak Revenue from SANDAG
 - Toll revenue from the I-15 managed lanes
 - Subsidizes services in the I-15 corridor
 - \$1.0M to fund Rapid Express Services (Routes 280/290)
 - \$2.5M to fund I-15 BRT Routes as a swap with TransNet
 - Prior year was \$4.5M, backfilled with TransNet Operating Reimbursement
 - \$3.5M in total
 - Other state and local sources
 - Medi-Cal for ADA Paratransit service reimbursement
 - City of San Diego
 - UCSD shuttle reimbursement
 - Total of \$1.0M

Fiscal Year 2024 Operating Budget

Revenue Assumptions - Passenger Fare Revenue

- Fare revenue forecast
 - February revenue (\$5.5M) equaled forecast
 - 11% growth forecasted for FY24 last month
 - \$8.0M increase in revenue
 - No change with this draft
- Will update March revenue at the next meeting



Fiscal Year 2024 Operating Budget

Revenue Assumptions - Other Operating Revenue

- Variety of miscellaneous revenue sources
 - Energy credit update
 - Additional credits will be generated on new Natural Gas contract
 - Credit prices assumptions consistent with today's market, no growth projected in this draft
 - Advertising revenues
 - Sycuan Green Line contract expired 12/31/22
 - Remainder consistent with FY23

Category (\$ millions)	FY 2023 Amended	FY 2024 Draft
Energy credits	\$ 6.4	\$ 7.9
Advertising	6.9	6.4
Real Estate related revenues	3.4	3.5
All Other	5.3	5.3
Total	\$ 21.9	\$ 23.1

Fiscal Year 2024 Operating Budget Revenue Summary (\$000s)

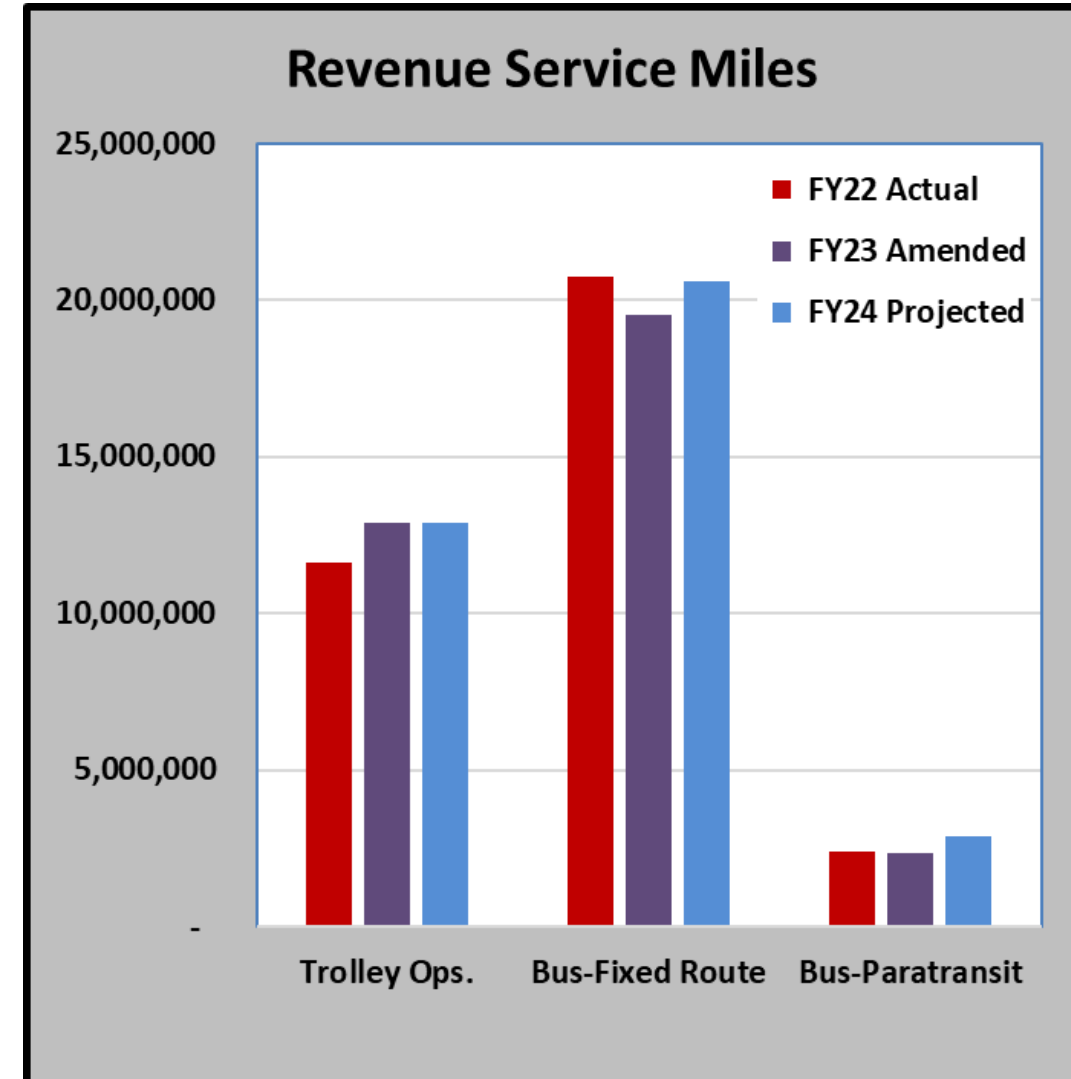
	FY 2023 Amended	FY 2024 Draft	Variance	Var. %
Passenger Revenue	\$ 70,902	\$ 78,925	\$ 8,023	11.3%
Other Operating Revenue	21,886	23,077	1,191	5.4%
Total Operating Revenue	\$ 92,788	\$ 102,002	\$ 9,214	9.9%
Federal	\$ 66,794	\$ 70,771	\$ 3,978	6.0%
TDA	97,808	92,858	(4,950)	-5.1%
TransNet Formula	41,610	42,027	416	1.0%
TransNet Operating	26,343	30,684	4,341	16.5%
STA	11,300	11,300	-	0.0%
Other	6,603	4,603	(2,000)	-30.3%
Total Subsidy	\$ 250,458	\$ 252,243	\$ 1,785	0.7%
Reserves	\$ (132)	\$ (84)	\$ 48	-
Total Revenue	\$ 343,115	\$ 354,162	\$ 11,047	3.2%

- FY 2023 Reserves relate to SD&AE and For-Hire Vehicle (Taxi) Admin self funded entities

Fiscal Year 2024 Operating Budget

Service Levels

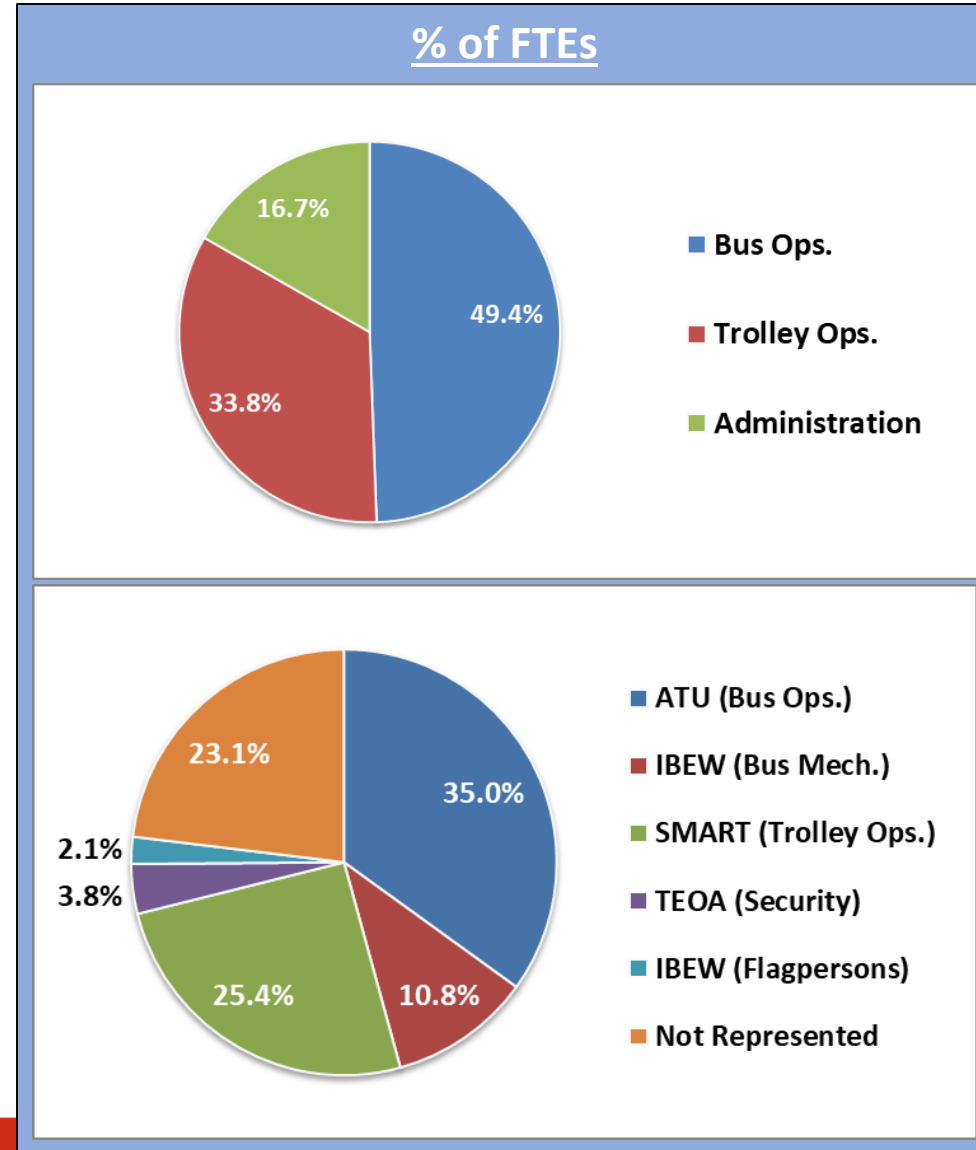
- Current assumptions include additional service in FY24
 - Rail:
 - Consistent level of service
 - Bus-Fixed Route:
 - Planning on increased Operator hiring and retention
 - Restoring service reductions of the past year
 - Launch of Iris Rapid
 - 5.4% higher than FY23 forecast
 - Still below levels operated in FY22
 - Bus-Paratransit:
 - Planning for increases in demand
 - 24% higher than FY23 forecast
 - 55% of peak levels in FY19



Fiscal Year 2024 Operating Budget

Expense Assumptions - Personnel

- MTS Personnel Budget - Wages
 - 1,701 total MTS Full Time Equivalents (FTEs)
 - Proposing 7 additional FTEs
 - 5 Construction Safety Flagpersons
 - 2 IT positions (Computer Support Specialist, Software Developer)
 - Wage increases
 - Collective Bargaining Agreements in place for all represented groups (77% of FTEs)
 - ATU (Bus Operators), IBEW (Bus Mechanics), SMART (Trolley Employees), TEOA (Security), IBEW (Flagpersons)
 - Wage increases range from 3.25% - 4.25%
 - Assuming 4.0% merit increase for non-bargaining unit employees
 - Performance Improvement Program bonus pool of 1.0%
 - Total Wages: \$101.4M, increase of \$5.5M (5.7%)



Fiscal Year 2024 Operating Budget Expense Assumptions - Personnel

- MTS Personnel Budget - Fringe Benefits
 - Pension
 - Pension plan costs are increasing by \$2.0M
 - Pension Obligation Bond principal cost decreasing by \$1.1M (last payment in FY24)
 - Healthcare
 - CY 2023 insurance premium rates known, assuming 10% increase for CY 2024
 - Impact of disbanding of the IBEW and ATU Healthcare Trusts resulted in savings in FY 2023
 - Other
 - Workers Comp. costs decreasing by \$1.1M

	FY 2023	FY 2024		Var.
(\$000s)	Amended	Draft	Var.	%
Pension	\$ 29,782	\$ 30,675	\$ 893	3.0%
Healthcare	13,107	17,236	4,130	31.5%
Paid Absences	14,539	14,267	(272)	-1.9%
Other	9,991	9,039	(952)	-9.5%
Total	\$ 67,418	\$ 71,217	\$ 3,799	5.6%

Fiscal Year 2024 Operating Budget

Expense Assumptions - Purchased Transportation

- Purchased Transportation Budget
 - Planned increases to service levels
 - Transdev Fixed Route Contract
 - Fixed costs increasing by 3.4%
 - Variable rate increases by 3.1% over the amended FY23 rate (effective December 2022)
 - First Transit Contract
 - Fixed costs increasing by 4.1%
 - ADA Paratransit service per hour rate increases by 2.1% over the amended FY23 rate (effective December 2022)
 - Minibus fixed route service per mile rate increases by 4.6% over the amended FY23 rate (effective December 2022)

	FY 2023	FY 2024		Var.
(\$000s)	Amended	Draft	Var.	%
TransDev	\$ 71,487	\$ 81,892	\$ 10,405	14.6%
First-Minibus	5,426	5,730	303	5.6%
First-Paratransit	13,965	17,199	3,234	23.2%
Total	\$ 90,878	\$ 104,821	\$ 13,943	15.3%

Fiscal Year 2024 Operating Budget

Expense Assumptions - Outside Services

- Outside Services Budget

- Security

- Full year of amended contract costs

- Repair & Maintenance

- Rail Operations rehabilitation projects (Light Rail Vehicle overhauls, Orange Line tie replacement)

- Engines and Transmissions

- Normal experience to continue

- Other Outside Service

- Facility upgrades for Bus Operations
 - Full year of PRONTO Operations and Maintenance costs

	FY 2023	FY 2024		Var.
(\$000s)	Amended	Draft	Var.	%
Security	\$ 12,635	\$ 14,170	\$ 1,535	12.1%
Repairs & Maint.	8,093	10,968	2,875	35.5%
Engines / Trans.	768	716	(52)	-6.8%
Other Services	19,647	21,612	1,965	10.0%
Total	\$ 41,144	\$ 47,466	\$ 6,322	15.4%

Fiscal Year 2024 Operating Budget

Expense Assumptions - Energy

- Energy Budget

- Planned increases to service levels
- Electricity Costs
 - Traction power and facility electric
 - Electricity commodity - Market index rates through Direct Access (similar to Community Choice program), 9% decrease projected
 - Transmission/demand - SDG&E rates, 10% increase

- Compressed Natural Gas

- Fixed route bus fleet
 - Natural gas commodity - Market index rates through third party provider, 51% decrease projected
 - Transportation - SDG&E rates, 5% increase

- Gas/Propane

- Paratransit/Minibus buses
- Non-revenue vehicles

	FY 2023	FY 2024		Var.
(\$000s)	Amended	Draft	Var.	%
Electricity	\$ 28,367	\$ 28,202	\$ (165)	-0.6%
CNG	19,730	15,289	(4,441)	-22.5%
Gas/Propane	2,868	2,762	(106)	-3.7%
Other	1,616	1,640	24	1.5%
Total	\$ 52,581	\$ 47,893	\$ (4,689)	-8.9%

Fiscal Year 2024 Operating Budget

Expense Assumptions - Other

- Other

- Materials & Supplies

- Year over year savings within Rail Operations

- Risk Management

- Insurance premiums continue to increase
 - Excess Liability premiums increasing 11%
 - Property insurance premiums increasing 27%

- General & Administrative

- Fare material costs increasing by \$357K

- Other

- Pension Obligation Bond interest expense decreasing by \$124K

	FY 2023		FY 2024		Var.
(\$000s)	Amended		Draft	Var.	%
Materials & Supl.	\$ 16,309		\$ 16,215	\$ (93)	-0.6%
Risk	7,773		9,059	1,285	16.5%
G&A	6,327		6,838	511	8.1%
Other	1,818		1,706	(112)	-6.2%
Total	\$ 32,228		\$ 33,818	\$ 1,591	4.9%

Fiscal Year 2024 Operating Budget Expenses Summary (\$000s)

	FY 2023 Amended	FY 2024 Draft	Variance	Var. %
Personnel Expenses	\$ 163,561	\$ 172,823	\$ 9,262	5.7%
Purchased Transportation	90,878	104,821	13,943	15.3%
Outside Services	41,144	47,466	6,322	15.4%
Materials and Supplies	16,309	16,215	(93)	-0.6%
Energy	52,565	47,893	(4,673)	-8.9%
Risk Management	7,773	9,059	1,285	16.5%
Other	8,145	8,544	399	4.9%
Total Expenses	\$ 380,375	\$ 406,821	\$ 26,446	7.0%

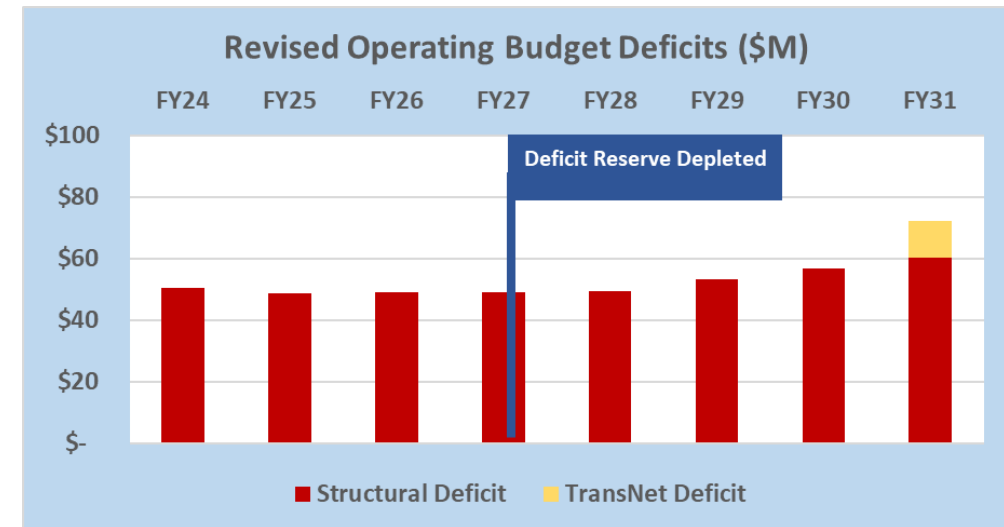
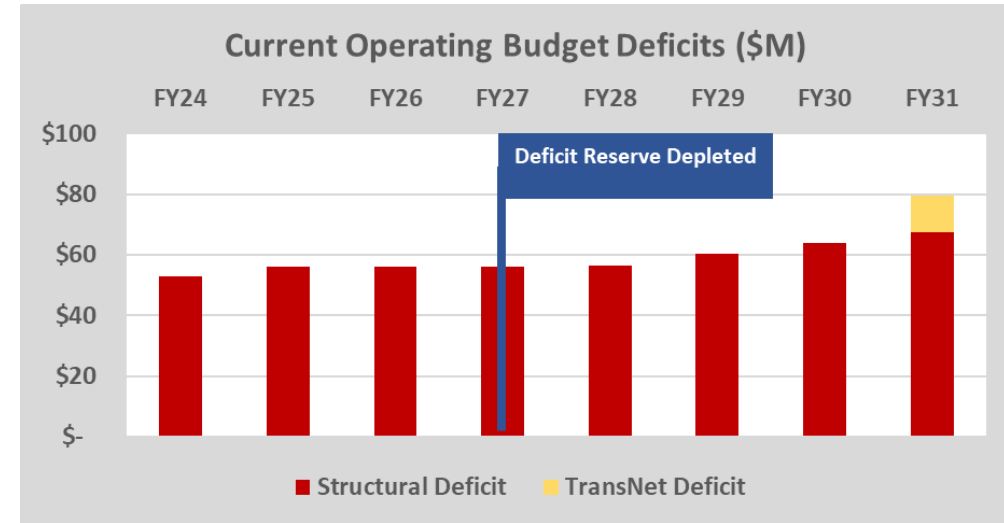
Fiscal Year 2024 Operating Budget

Consolidated Revenues less Expenses (\$000s)

	FY 2023 Amended	FY 2024 Draft	Variance	Var. %
Operating Revenues	\$ 92,788	\$ 102,002	\$ 9,214	9.9%
Subsidy Revenues	250,458	252,243	1,785	0.7%
Total Revenues	\$ 343,247	\$ 354,245	\$ 10,999	3.2%
Total Expenses	380,375	406,821	26,446	7.0%
Net Operating Deficit	\$ (37,128)	\$ (52,576)	\$ (15,447)	-41.6%
Reserve Revenues	(132)	(84)	48	
Revenues Less Expenses	\$ (37,260)	\$ (52,659)		
Federal Stimulus Funding	\$ 37,260	\$ 52,659		

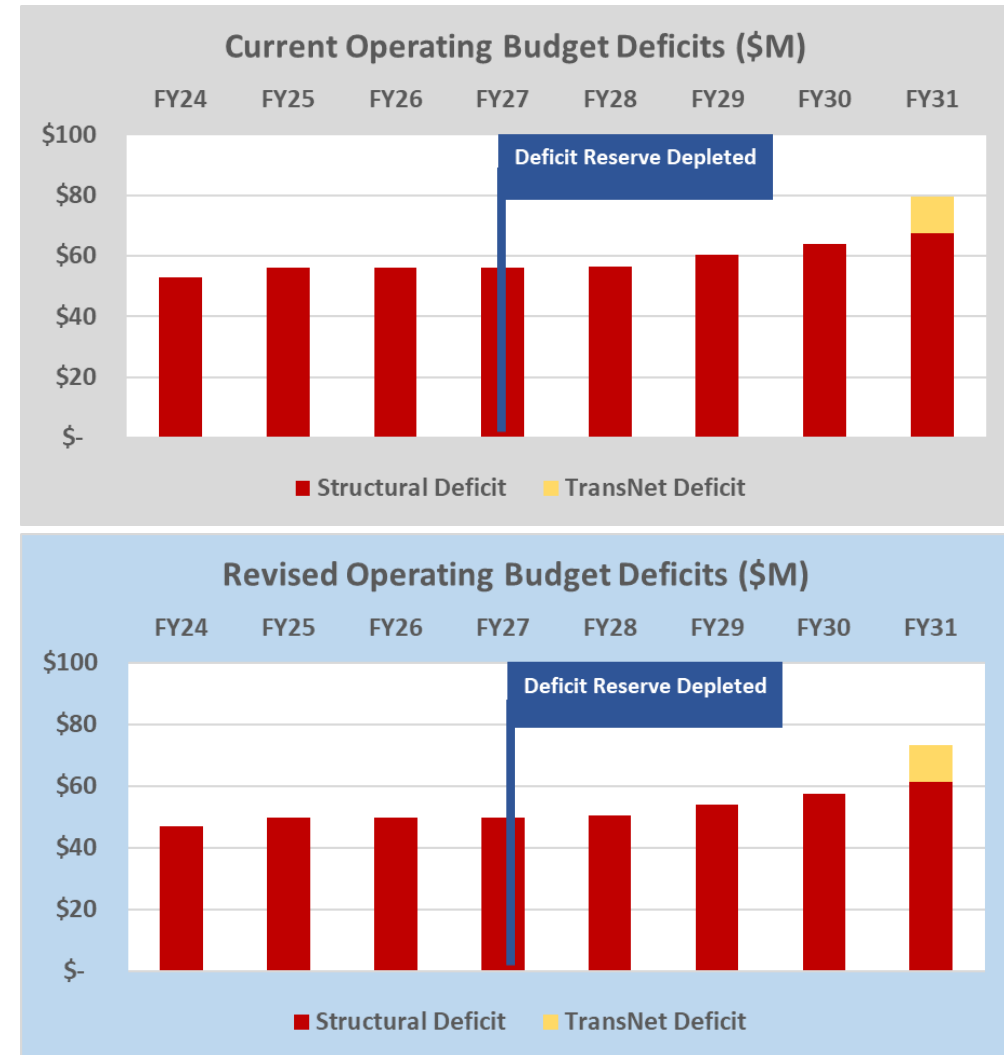
Fiscal Year 2024 Operating Budget Structural Deficit

- Updated projections for FY25-31
 - Based on current draft of FY24 service, revenue and expense assumptions
 - Stimulus funding will last into FY27
- Start making changes now:
 - Lower the annual deficits and extend reserves
 - Do not add back all service in FY24
 - Stimulus funding still runs out in FY27
 - Enforce fares on the Trolley
 - Stretch Capital dollars



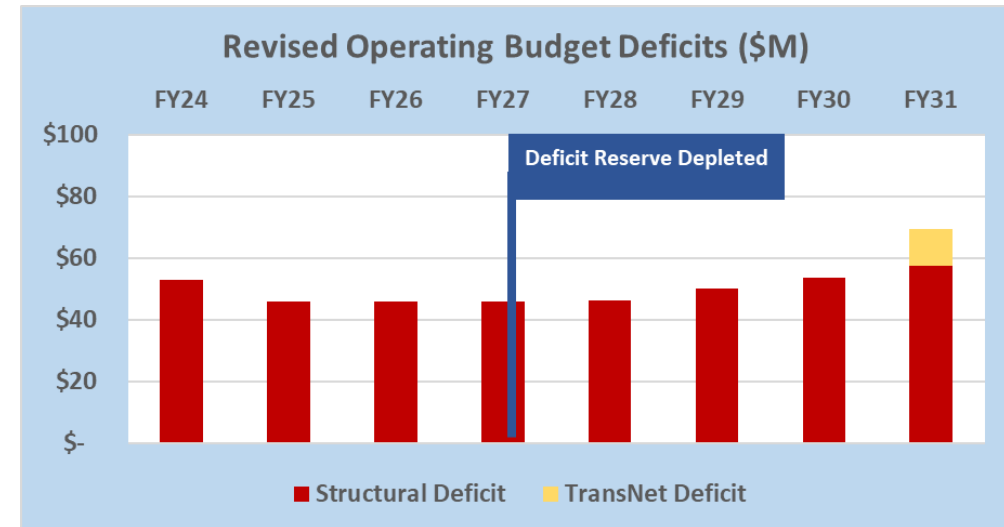
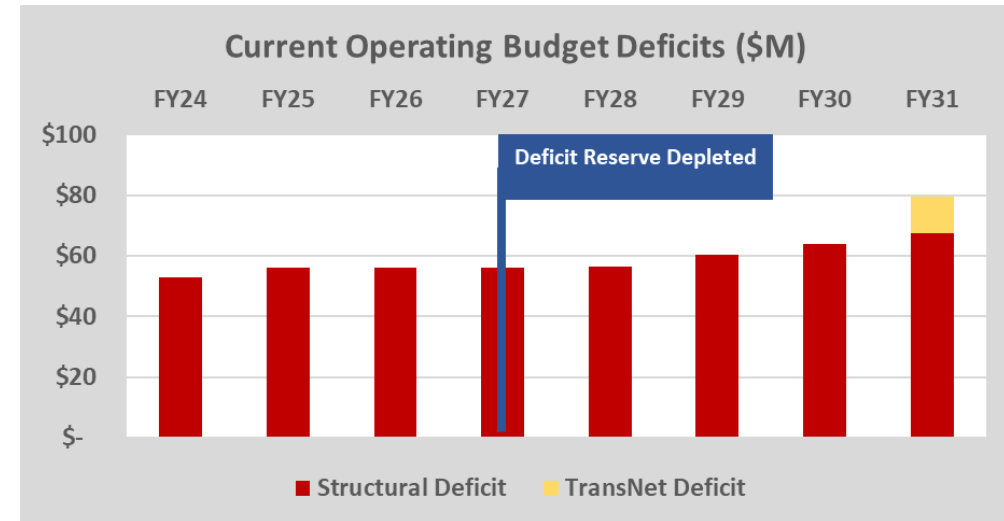
Fiscal Year 2024 Operating Budget Structural Deficit

- Updated projections for FY25-31
 - Based on current draft of FY24 service, revenue and expense assumptions
 - Stimulus funding will last into FY27
- Start making changes now:
 - Lower the annual deficits and extend reserves
 - Do not add back all service in FY24
 - Enforce fares on the Trolley
 - Stimulus funding still runs out in FY27
 - Stretch Capital dollars



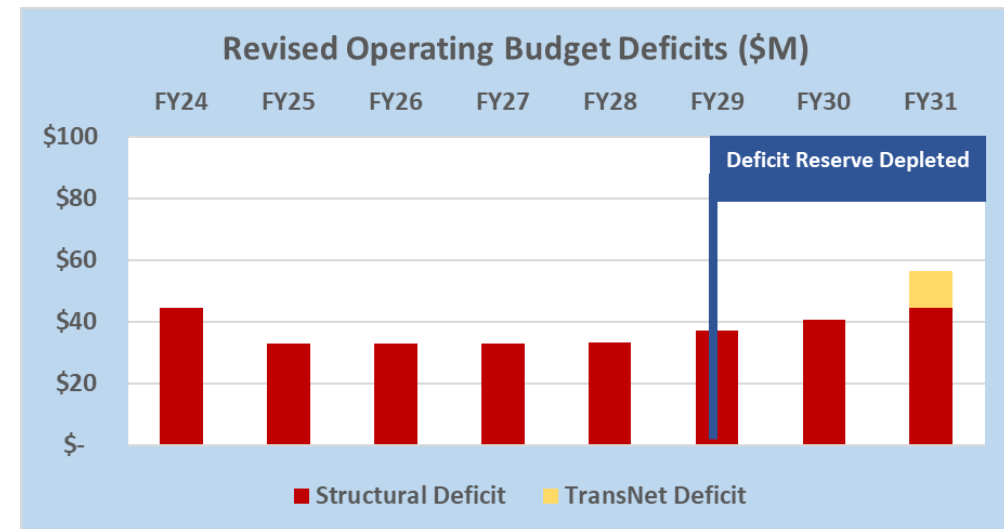
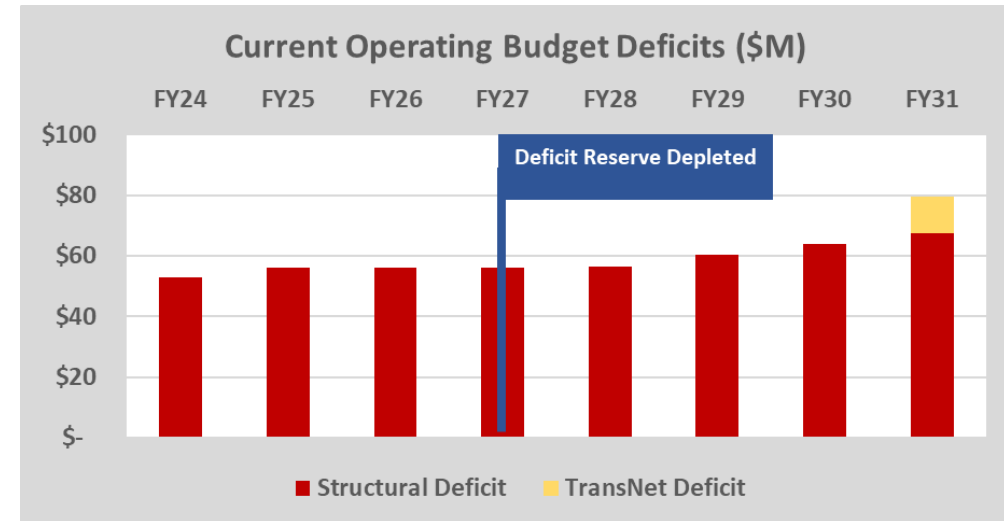
Fiscal Year 2024 Operating Budget Structural Deficit

- Updated projections for FY25-31
 - Based on current draft of FY24 service, revenue and expense assumptions
 - Stimulus funding will last into FY27
- Start making changes now:
 - Lower the annual deficits and extend reserves
 - Do not add back all service in FY24
 - Enforce fares on the Trolley
 - Stretch Capital dollars
 - Stimulus funding still runs out in FY27



Fiscal Year 2024 Operating Budget Structural Deficit

- Updated projections for FY25-31
 - Based on current draft of FY24 service, revenue and expense assumptions
 - Stimulus funding will last into FY27
- Start making changes now:
 - Lower the annual deficits and extend reserves
 - Do not add back all service in FY24
 - Enforce fares on the Trolley
 - Stretch Capital dollars
 - Stimulus funding could last into FY29



Fiscal Year 2024 Operating Budget

Budget Development Next Steps

- Present this overview to the Board on April 20th
- Finalize Operating Budget
 - Finalize all FY24 assumptions
 - Service levels
 - March passenger revenue results
 - Energy credit prices
 - One more look at future energy prices before finalizing those budgets
 - Prepare full budget book for the proposed budget
 - Present proposed draft to Budget Development Committee on April 27th
 - Hold Public Hearing at the Board meeting on May 18th



Agenda Item No. 12

MEETING OF THE SAN DIEGO METROPOLITAN TRANSIT SYSTEM BOARD OF DIRECTORS

April 20, 2023

SUBJECT:

Fiscal Year (FY) 2024 Capital Improvement Program (CIP) (Mike Thompson)

RECOMMENDATION:

That the San Diego Metropolitan Transit System (MTS) Board of Directors:

- 1) Approve the FY 2024 CIP with the estimated federal and nonfederal funding levels (Attachments A and B). As the federal appropriation figures are finalized and/or other project funding sources become available, allow the Chief Executive Officer (CEO) to identify and adjust projects for the adjusted funding levels;
- 2) Recommend that the San Diego Association of Governments (SANDAG) Board of Directors approve the submittal of Federal Section 5307, 5337, and 5339 applications for the MTS FY 2024 CIP (shown in Attachment A); and
- 3) Recommend that the SANDAG Board of Directors approve amendment number 3 of the 2023 Regional Transportation Improvement Program (RTIP) in accordance with the FY 2024 CIP recommendations.

Budget Development Committee Recommendation

At its April 6, 2023 meeting, the Budget Development Committee voted 4 to 0 (Board Members Moreno, Elo-Rivera, Goble, and Whitburn in favor, with McCann absent) to recommend that the Board of Directors approve the staff recommendation.

Budget Impact

The total estimated funding for FY 2024 is \$240.9 million (Attachment A). After the utilization of \$60.0 million in preventative maintenance, \$6.0 million for Americans with Disabilities Act (ADA) Operations (funding the FY 2023 operating budget), and funding for SANDAG planning studies totaling \$0.2 million, \$174.6 million is available for capital projects.



DISCUSSION:

The creation of the annual CIP and operating budgets involve a multifaceted decision-making process that impacts the agency's assets and the ability to keep these assets in a State of Good Repair (SGR). This requires a delicate balance between funding capital and operations in order to effectively, efficiently, and safely provide transit services for the region. In accordance with Board Policy 65 - Transit Asset Management (TAM) Policy, MTS maintains both a TAM plan and a 20-year CIP forecast in order to facilitate these decision-making processes. On a yearly basis, the CIP is constructed under this framework, subject to the funding that is available in the current year.

Development of the MTS FY 2024 CIP

The CIP process began in September 2022 with the "call for projects". The recommended CIP assumes funding of \$60.0 million for preventative maintenance, \$6.0 million for ADA Operations, and \$0.2 million in SANDAG planning studies. The remaining submitted projects compete for the balance of available funding. For FY 2024, there is \$174.6 million in available federal, state, and local funding sources, which are detailed below.

Federal Funding

On November 15, 2021, President Biden signed the Bipartisan Infrastructure Law, reauthorizing surface transportation programs through Federal FY (FFY) 2026. The legislation establishes the legal authority to commence and continue Federal Transit Administration (FTA) programs. Each reauthorization amends the Federal Transit Laws codified in 49 USC Chapter 53.

The reauthorization provides for the following funding streams MTS commonly receives:

- 5307 Urban Area Formula Grants for capital improvements and preventative maintenance
- 5311 Formula Grants for Rural Areas for capital improvements and to supplement operating costs
- 5337 State of Good Repair Funding for capital improvements and preventative maintenance
- 5339 Bus and Bus Facilities Funding for capital improvements

The FY 2024 MTS CIP (Attachments A and B) will serve as the basis for the federal formula grant applications. The FTA requires the submission of grant applications to obligate annual appropriations under Sections 5307, 5337, and 5339. The funding levels for each section (as indicated in Attachment A) this year are based on the actual apportionments published for the region.

As the region's Metropolitan Planning Organization (MPO), SANDAG apportions the 5307, 5337, and 5339 formula funds between MTS and the North County Transit District (NCTD) based on service area populations. Prior to the apportionments, SANDAG deducts funds from Section 5307 for funding the region's vanpool program. MTS receives approximately 70 percent while NCTD receives approximately 30 percent of these federal formula funds.

Section 5307 Urbanized Area Formula Program is a block grant program in which each urbanized area with over 50,000 in population receives financial assistance to provide public

transit. The formula for determining each metropolitan area's share of funds is based on an urbanized area's population, population density, levels of existing fixed-guideway service, and levels of existing bus service and ridership. The Section 5307 program is designed to meet routine capital needs and may not be used for operating assistance. However, the Transportation Equity Act for the 21st Century (TEA-21) expanded the definition of capital to include preventative maintenance, thereby, in effect, mitigating the relative lack of federal assistance for operations. In addition to the expanded definition of capital, the Section 5307 Urbanized Area Formula Program also allows for a maximum of 10 percent maximum of the allocation to support operations of ADA complementary paratransit service.

For FFY 2023, the estimated allocation for the MTS Section 5307 program is \$60.1 million, which will be matched with local funds of \$15.0 million. This program would provide an estimated \$75.1 million to fund MTS's FY 2024 CIP.

Section 5337 is a formula-based SGR program dedicated to repairing and upgrading the nation's rail transit systems along with high-intensity motor bus systems that use high-occupancy vehicle lanes, including bus rapid transit (BRT). Section 5337 includes funding previously provided through section 5309 Fixed Guideway Rail Modernization Formula Program. Projects are limited to replacement and rehabilitation or capital projects required to maintain public transportation systems in a state of good repair.

Section 5337 SGR funds are allocated on a formula basis to rail systems that have been in operation for at least eight years. For FFY 2023, the Section 5337 funds MTS allocation estimate is \$43.4 million and will be matched with local funds of \$10.9 million. The program will provide an estimated \$54.3 million to fund MTS's FY 2024 CIP.

Section 5339 funding provides capital funding to replace, rehabilitate and purchase buses and related equipment and to construct bus-related facilities. For FFY 2023, the Section 5339 funds MTS allocation estimate is \$4.3 million and will be matched with local funds of \$1.1 million. The program will provide an estimated \$5.4 million to fund MTS's FY 2024 CIP.

In September 2019, SANDAG's Board of Directors approved a total of \$72 million in federal Regional Surface Transportation Program (RSTP) funding from FY 2020 to FY 2025 for the replacement of MTS's SD100 LRV fleet to support additional/more frequent Trolley service. In MTS's FY 2024 CIP \$15.0 million is budgeted, and the remaining balance will be budgeted in the future fiscal years.

The FTA funding is structured on a reimbursement basis (after expenses are incurred). Local funding (Transportation Development Act (TDA)/ State Transit Assistance (STA) /TransNet) is scheduled at the beginning of each fiscal year and received on a monthly or quarterly basis. In many situations, local funds are received before expenses are incurred.

Local Match

The local match for CIP projects will come from the pooled transit finances for the MTS region. While it is likely that the actual funds used would be TDA funds, final decisions on the matching source would be made during the FY 2024 CIP implementation process in order to maximize the availability and flexibility of funding.

STA

MTS receives STA funding from the Public Transportation Act, which derives its revenue from the state sales tax on diesel fuels. This funding was augmented by the Road Repair and Accountability Act of 2017, or Senate Bill 1 (SB1), which was signed by the Governor on April 28, 2017. For FY 2024, the estimated STA funding is \$39.4 million, of which \$28.0 million is planned in CIP with the remaining \$11.3 million planned for the operating budget.

MTS also receives a separate STA allocation for SGR program funding from SB1, which is funded from a portion of a new transportation improvement fee on vehicle registration. Receipts for FY 2023 will provide \$5.1 million to MTS's FY 2024 CIP.

California Cap-and-Trade Revenue

Since 2014, the State of California Budget has provided \$11.0 billion to the Greenhouse Gas Reduction Fund (GHGRF) from Cap-and-Trade auction proceeds to support existing and pilot programs that will reduce Greenhouse Gas (GHG) emissions and benefit disadvantaged communities. Transit operators are eligible recipients for several of the programs which will be funded by the GHGRF, most of which are competitive programs.

The Low Carbon Transit Operations Program (LCTOP) has \$192 million in total funding that will be distributed by the same formula as STA funding. MTS's allocation for FY 2022-23 is \$8.1 million. Based on the current zero-emission bus (ZEB) rollout plan, the entire amount will be budgeted in MTS's FY 2024 CIP.

Over the last few years, MTS has received multiple competitive grant awards from the Transit and Intercity Rail Capital Program (TIRCP). In FY 2022, MTS was awarded a total of \$33.5 million for Orange Line Rail Signals, Orange Line Variable Message Sign, Imperial Ave Transit Center, and Imperial Ave Division Battery Electric Bus Charging Infrastructure project. In FY 2024 CIP, \$10.1 million is budgeted.

Other Revenue

Alternative fuel credits are issued by the IRS to MTS for utilizing compressed natural gas to power its vehicles. This rebate program has expired and then reauthorized multiple times over the years, most recently being extended through the calendar year 2021. MTS has included \$4.0 million in revenues for the calendar year 2021 in the FY 2024 CIP.

MTS received \$2.9 million of Federal Community Project Funding (CPF) with the passing of the Consolidated Appropriations Act, 2023. This directed funding will support the Imperial Avenue Division Zero-Emission Bus Charging Equipment and New Zero Emission Bus Division Project – Planning Phase.

\$12.5 million of other one-time funding has also been included in the FY 2024 CIP. This balance includes transfers from older closed capital projects, proceeds from land sales, and grants from the Volkswagen Environmental Mitigation Trust for California.

Project Selection

A meeting of the Capital Projects Review Committee (CPRC) was held to review the project list and to develop a CIP recommendation for FY 2024. In accordance with the Capital Projects Selection Process, the CPRC is comprised of representatives from MTS Bus, MTS Rail, MTS Administration, and SANDAG. Each CPRC member was responsible for submitting the capital requests for its division or agency. The CPRC reviewed and approved the prioritization of those capital requests.

The capital project list (Attachment B) represents the five-year, unconstrained need for the MTS operators, 89 projects in total for \$1.1 billion. Each MTS agency submitted its capital project requests in priority order, and the lists were consolidated for review by the CPRC. The CPRC reviewed the projects in the context of their impact on operations and determined the most critical projects to fund this year. The remaining projects were deferred; however, it is recognized that the continued deferral of some projects could have negative impacts on system infrastructure in future years. The list of projects is also subject to an analysis based on social equity principles (Attachment E). This process assures that the benefits and burdens of transit investment are shared equitably throughout the MTS service area. A series of maps are used to detail the results of this analysis.

FY 2024 CIP Funded Projects

Of the \$174.6 million available after preventative maintenance and SANDAG planning studies, \$82.9 million (or 48 percent) has been dedicated to Revenue Vehicle replacement for the ongoing upkeep of the MTS fleet of service vehicles; \$10.9 million (or 6 percent) has been dedicated to Facility & Construction projects; \$19.0 million (or 11 percent) has been dedicated to Rail Infrastructure projects; \$5.6 million (or 3 percent) has been dedicated to Other Equipment & Installations; and another \$56.1 million (or 32 percent) dedicated to Major Initiatives projects.

The table below is a summary of the CPRC recommendations, the major categories that are proposed to be funded, and the percentage of total available funding.

Capital Project Categories	Funding (\$000s)	% of Total
Bus Revenue Vehicles	\$ 60,917	35%
Rail Revenue Vehicles	22,000	13%
Facility & Construction Projects	10,913	6%
Rail Infrastructure	19,080	11%
Other Equipment & Installation	5,580	3%
Other Initiatives	56,116	32%
Grand Total	\$ 174,606	

A full listing of projects with respective funding levels is available in Attachment B, and brief descriptions are included in Attachment C. A couple of projects of note:

- SD100 Light Rail Vehicle (LRV) Replacement – Funding of \$22.0 million will be added to the \$167.9 million previously funded for the replacement of the SD100

fleet. There will be 47 LRVs that will need to be replaced by 2025, with a total estimated cost of over \$216 million.

- 40' Bus Procurement – Funding of \$60.0 million for the replacement of thirty-eight 40' compressed natural gas (CNG) buses, thirteen 40" battery electric buses (BEB), five 60' CNG buses, and seven mini-buses in accordance with the MTS Transit Fleet Plan.
- Clean Transit Advancement Campus - Funding of \$36.8 million will be added to the \$47.5 million previously funded for the construction of the new Clean Transit Advancement Campus to support the electrification of the MTS fleet.
- Imperial Ave Division Overhead Charging Infrastructure - Funding of \$10.1 million for the construction of the Imperial Ave Division Zero Emission Bus Overhead Charging Infrastructure project.

Five-Year Capital Program Projections

Attachment D summarizes a high-level look at the five-year capital program. The federal 5307 and 5337 funding levels are projected by SANDAG to increase by 2% through FY 2028. Cumulative total capital needs for the five-year period exceed the available projected funding levels. Total project needs over the five-year term are projected to be \$1.1 billion. Projected deficits from FY 2024 to FY 2028 total \$388.0 million. The ratio of total funding to total capital needs over the five-year term is projected at 65.5 percent.

Therefore, the staff recommends that the MTS Board of Directors:

- 1) Approve the FY 2024 CIP with the estimated federal and nonfederal funding levels (Attachments A and B). As the federal appropriation figures are finalized and/or other project funding sources become available, allow the CEO to identify and adjust projects for the adjusted funding levels;
- 2) Recommend that the SANDAG Board of Directors approve the submittal of Federal Section 5307, 5337, and 5339 applications for the MTS FY 2024 CIP (shown in Attachment A); and
- 3) Recommend that the SANDAG Board of Directors approve amendment number 3 of the 2023 RTIP in accordance with the FY 2024 CIP recommendations.

/s/ Sharon Cooney
Sharon Cooney
Chief Executive Officer

Key Staff Contact: Julia Tuer, 619.557.4515, Julia.Tuer@sdmts.com

Attachments: A. FY 2024 Funding Sources
B. FY 2024 Capital Improvement Projects List
C. FY 2024 Funded Project Descriptions
D. Funding Compared to Capital Needs for FY 2024 – 2028
E. FY 2024 Capital Improvement Program Title VI/Environmental Justice Analysis

San Diego Metropolitan Transit System
Capital Improvement Program - Funding Sources (\$000s)
Fiscal Year 2024

Funding Description	Total
Federal FFY22 - 5307 Funding Estimate	\$ 60,081
Federal FFY22 - 5337 Funding Estimate	43,356
Federal FFY22 - 5339 Funding Estimate	4,278
Federal Regional Surface Transportation Program (RSTP)	15,000
California Transportation Development Act (TDA)	42,934
California State Transit Assistance (STA)	28,079
California State of Good Repair (SGR)	5,096
California Cap and Trade (TIRCP)	10,172
California Cap and Trade (LCTOP)	12,427
Other Funds	19,470
Total Available Funding	\$ 240,893
Preventive Maintenance - Federal 5307	\$ (32,000)
Preventive Maintenance - Federal 5337	(28,000)
ADA Operation - Federal 5307	(6,008)
SANDAG Planning Study - FFY20 Local Match	(279)
Total Preventative Maintenance/SANDAG Planning	\$ (66,287)
Available Funding for Capital Program	\$ 174,606

San Diego Metropolitan Transit System
Capital Improvement Program – Project List by Category (\$000s)
Fiscal Year 2024 – 2028

State of Good Repair Projects

Bus Revenue Vehicles

Annual vehicle replacement for fleet of 40-Foot, 60-Foot Articulated, ADA Minibus, Fixed Route Minibus, and Commuter Express buses. The fleet replacement plan also incorporates the Zero Emission Bus Transition plan approved by the MTS Board of Directors in September 2020.

Project Name	FY 2024 Funded	FY 2024 Unfunded	FY 2025	FY 2026	FY 2027	FY 2028	5 Year Total
Bus Ops - Bus Procurement - FY24	\$ 60,917	\$ -	\$ 60,000	\$ 60,000	\$ 60,000	\$ 60,000	\$ 300,917
Subtotal	\$ 60,917	\$ -	\$ 60,000	\$ 60,000	\$ 60,000	\$ 60,000	\$ 300,917

Rail Revenue Vehicles

Annual vehicle replacement for fleet of light rail vehicles.

Project Name	FY 2024 Funded	FY 2024 Unfunded	FY 2025	FY 2026	FY 2027	FY 2028	5 Year Total
Rail Ops - SD100 Replacement	\$ 22,000	\$ -	\$ 31,000	\$ -	\$ -	\$ -	\$ 53,000
Rail Ops - SD7 Replacement	-	-	-	10,566	10,566	10,566	31,698
Subtotal	\$ 22,000	\$ -	\$ 31,000	\$ 10,566	\$ 10,566	\$ 10,566	\$ 84,698

Facility & Construction Projects

Facilities refer to the structures that enclose or support maintenance, operations, and administrative functions at the Rail division in downtown San Diego and the five bus maintenance facilities throughout San Diego County. Facilities also house specialized equipment that supports the operations and maintenance of the vehicles (for example, fueling and wash facilities).

Facilities also refer to the structures that enclose or support spaces for passengers. Passenger facilities are usually focused around spaces for pedestrian movement or waiting areas. Stations provide shelter for employees and customers, and facilities provide shelter for employees, revenue vehicles, and power systems.

Bus Operations

Project Name	FY 2024 Funded	FY 2024 Unfunded	FY 2025	FY 2026	FY 2027	FY 2028	5 Year Total
Bus Ops - Copley Park Division Mobile Column Lift Replacement	\$ 102	\$ -	\$ -	\$ -	\$ -	\$ -	\$ 102
Bus Ops - Copley Park Division Upgrades	-	-	575	1,450	-	-	2,025
Bus Ops - East County Division Upgrades	-	-	-	-	1,120	-	1,120
Bus Ops - Imperial Ave Division CNG Dryer for A & B Replacement	-	504	-	-	-	-	504
Bus Ops - Imperial Ave Division Generator Replacement	260	-	-	-	-	-	260
Bus Ops - Imperial Ave Div. OH Infrastructure - Tire Storage Design	171	-	-	-	-	-	171
Bus Ops - Imperial Ave Division RAM Roof Replacement	-	995	-	-	-	-	995
Bus Ops - Imperial Ave Division Upgrades	-	-	-	350	875	2,750	3,975
Bus Ops - Kearny Mesa Division Chassis Wash Lift Replacement	-	685	-	-	-	-	685
Bus Ops - Kearny Mesa Division Upgrades	-	-	2,935	700	-	100	3,735
Bus Ops - Service Lane Probe & Vault Replacement - IAD & KMD	610	-	-	-	-	-	610
Bus Ops - Southbay Building 3650A Partial Demolition	903	-	-	-	-	-	903
Bus Ops - Southbay Division 3620 Roofing Replacement	384	-	-	-	-	-	384
Bus Ops - Southbay Division CNG Dryer A & B Replacement	505	-	-	-	-	-	505
Bus Ops - Southbay Division Mobile Column Lift Replacement	282	-	-	-	-	-	282
Bus Ops - Southbay Division Upgrades	-	-	140	150	-	300	590
Subtotal	\$ 3,217	\$ 2,184	\$ 3,650	\$ 2,650	\$ 1,995	\$ 3,150	\$ 16,846

Rail Operations

Project Name	FY 2024 Funded	FY 2024 Unfunded	FY 2025	FY 2026	FY 2027	FY 2028	5 Year Total
Admin - Pyramid Building Design Services	\$ 1,085	\$ -	\$ -	\$ -	\$ -	\$ -	\$ 1,085
Rail Ops - Building A Wheel Truing Machine Replacement	1,584	-	1,584	-	-	-	3,168
Rail Ops - Central Control HVAC	250	-	430	110	350	1,400	2,540
Rail Ops - Trolley Right of Way Lidar Imagery Refresh	-	-	120	-	120	-	240
Rail Ops - Trolley Wash Cover	927	-	-	-	-	-	927
Subtotal	\$ 3,846	\$ -	\$ 2,134	\$ 110	\$ 470	\$ 1,400	\$ 7,960

Passenger Facilities

Project Name	FY 2024 Funded	FY 2024 Unfunded	FY 2025	FY 2026	FY 2027	FY 2028	5 Year Total
Admin - ADA Bus Stop Improvements - FY24	\$ 1,000	\$ -	\$ 454	\$ 478	\$ 338	\$ -	\$ 2,270
Admin - Bus Stop Shelters	1,350	-	1,413	1,484	1,558	1,636	7,442
Rail Ops - S85 Retaining Wall	500	-	-	-	-	-	500
Rail Ops - San Ysidro Transit Center	-	-	15,000	15,000	-	-	30,000
Rail Ops - SDSU Station - Smoke Control System Upgrade	500	-	-	-	-	1,700	2,200
Rail Ops - Second Elevator Stadium / Fashion Replacement	-	-	700	5,000	-	-	5,700
Rail Ops - Station Shelter Replacement	500	-	-	-	-	-	500
Subtotal	\$ 3,850	\$ -	\$ 17,567	\$ 21,963	\$ 1,896	\$ 3,336	\$ 48,612

Rail Infrastructure

This category refers to the structural elements that allow for the movement of MTS's LRVs. These assets are broadly categorized into track elements, guideway elements comprising the track right-of-way, grade crossings, and the electrical infrastructure.

Track

Project Name	FY 2024 Funded	FY 2024 Unfunded	FY 2025	FY 2026	FY 2027	FY 2028	5 Year Total
Rail Ops - Beech Street Double Crossover	\$ 100	\$ -	\$ -	\$ -	\$ -	\$ -	\$ 100
Rail Ops - Beyer Track and Slope	500	-	-	-	-	-	500
Rail Ops - Blue Line Fence Improvements	275	-	200	200	200	200	1,075
Rail Ops - Drainage Improvements	-	250	3,250	3,250	3,000	-	9,750
Rail Ops - Grade Crossing Replacement	1,985	-	7,463	3,155	4,412	-	17,015
Rail Ops - Massachusetts to San Altos Drainage Improvement	-	250	1,250	5,000	-	-	6,500
Rail Ops - Orange Line Improvement Project	1,300	-	18,400	5,000	5,000	3,000	32,700
Rail Ops - Rail Fastener Replacement - Fletcher	700	-	-	-	-	-	700
Rail Ops - Rail Replacement	-	-	-	300	-	-	300
Rail Ops - Rio Vista Platform Design Phase II	500	-	1,500	-	-	-	2,000
Rail Ops - Special Trackwork Replacement	3,200	-	6,945	-	-	1,200	11,345
Rail Ops - Station Trackway Replacement	-	940	3,550	-	850	-	5,340
Rail Ops - Street Trackage Pavement Replacement	1,520	-	3,885	3,823	3,860	3,811	16,899
Subtotal	\$ 10,080	\$ 1,440	\$ 46,443	\$ 20,728	\$ 17,322	\$ 8,211	\$ 104,224

Maintenance of Wayside (MOW)

Project Name	FY 2024 Funded	FY 2024 Unfunded	FY 2025	FY 2026	FY 2027	FY 2028	5 Year Total
Rail Ops - A-yard Catenary Replacement	\$ 1,300	\$ -	\$ 1,000	\$ 1,000	\$ 1,000	\$ 2,000	\$ 6,300
Rail Ops - Downtown Parallel Feeder Cable	3,300	-	3,300	3,100	2,000	-	11,700
Rail Ops - Grade Crossing Warning System	-	-	-	-	-	300	300
Rail Ops - Overhead Catenary System	-	-	5,000	5,000	5,000	5,000	20,000
Rail Ops - Sicas S7 System Wide Replacement - Design	500	-	2,000	2,000	2,000	2,000	8,500
Rail Ops - Signal Replacement	2,900	-	180	180	180	-	3,440
Rail Ops - Substation Replacement	1,000	-	12,000	12,000	12,000	12,000	49,000
Subtotal	\$ 9,000	\$ -	\$ 23,480	\$ 23,280	\$ 22,180	\$ 21,300	\$ 99,240

Other Equipment & Installations

This category includes any equipment replacement, including things such as service vehicles for Bus and Rail Operations, maintenance equipment, cleaning equipment, major rehabilitation components for light rail vehicles.

This category also includes a diverse set of systems that support core operational functions and have software and hardware that need to be refreshed on a periodic basis. All of these systems are critical to transit operations, providing financial information, communications, network connectivity, revenue collection, security, customer service, and safety controls.

Operations

Project Name	FY 2024 Funded	FY 2024 Unfunded	FY 2025	FY 2026	FY 2027	FY 2028	5 Year Total
Bus Ops - Bus Variable Message Signs	\$ -	\$ -	\$ -	\$ -	\$ 110	\$ 100	\$ 210
Bus Ops - Regional Transit Management System Upgrade	-	-	250	-	750	2,100	3,100
Bus Ops - Transit Service Trucks	136	-	-	665	-	-	801
Rail Ops - C Building Crane Upgrade & Expansion	-	500	5,000	-	-	-	5,500
Rail Ops - Davra System Enhancements	-	-	600	-	600	-	1,200
Rail Ops - Electric Utility Vehicle	75	-	50	50	75	75	325
Rail Ops - Electronic Records Keeping	350	-	-	-	-	-	350
Rail Ops - LRV Router Upgrade	-	-	-	-	-	500	500
Rail Ops - On-Track Equipment Replacement	-	650	250	-	-	550	1,450
Rail Ops - Trolley Platform Variable Message Sign Upgrades	-	-	754	754	754	754	3,015
Rail Ops - Trolley Station Network Communication Equipment	-	-	2,000	1,000	-	-	3,000
Subtotal	\$ 561	\$ 1,150	\$ 8,904	\$ 2,469	\$ 2,289	\$ 4,079	\$ 19,451

Administration

Project Name	FY 2024 Funded	FY 2024 Unfunded	FY 2025	FY 2026	FY 2027	FY 2028	5 Year Total
Admin - Board Room Audio/Video Refresh	\$ 500	\$ -	\$ -	\$ -	\$ -	\$ -	\$ 500
Admin - Bus Yard Wireless Network Replacement	400	-	400	400	400	400	2,000
Admin - CCTV Upgrade and Installation	150	-	200	250	275	300	1,175
Admin - Data Storage Refresh	121	-	125	781	100	125	1,252
Admin - Facility Roof Solar Assessments	250	-	-	-	-	-	250
Admin - Fare System Upgrades	2,473	-	-	-	-	-	2,473
Admin - Intranet Refresh	-	-	350	-	-	-	350
Admin - Network Equipment Refresh	-	-	600	600	600	600	2,400
Admin - SAP S4 Upgrade & Cloud Migration	-	-	-	5,000	-	-	5,000
Admin - Server Refresh	635	-	750	750	750	750	3,635
Admin - System Sign Replacement	385	-	200	200	200	200	1,185
Admin - Trapeze IVR Replacement/Upgrade	105	-	-	-	-	120	225
Admin - Warehouse Bar Code	-	-	2,500	2,500	-	-	5,000
Subtotal	\$ 5,019	\$ -	\$ 5,125	\$ 10,481	\$ 2,325	\$ 2,495	\$ 25,445

Other Initiatives

Innovative Clean Transit

This category includes the necessary infrastructure to enable the fueling of the future Zero Emission Bus (ZEB) fleet. It includes things like overhead charging infrastructure at all existing divisions, backup generators, batteries for storage, and solar panels on the overhead gantry. It also includes the cost of a new division to help facilitate the conversion to ZEBs.

Project Name	FY 2024 Funded	FY 2024 Unfunded	FY 2025	FY 2026	FY 2027	FY 2028	5 Year Total
Bus Ops - Clean Transit Advancement Campus	\$ 36,797	\$ 38,203	\$ 75,000	\$ 75,000	\$ 75,000	\$ -	\$ 300,000
Bus Ops - Clean Transit Advancement Campus - CTAC Planning	1,000	-	-	-	-	-	1,000
Bus Ops - East County Division Battery Storage	212	-	-	-	-	-	212
Bus Ops - East County Division Overhead Charging Master Plan	517	-	1,090	6,080	8,680	-	16,367
Bus Ops - IAD BEB Charging Infrastructure	2,350	-	-	-	-	-	2,350
Bus Ops - Imperial Ave Division Overhead Charging Infrastructure	10,080	-	4,090	-	1,000	4,800	19,970
Bus Ops - Kearny Mesa Division Overhead Charging Infrastructure	1,325	-	9,275	5,890	-	-	16,490
Bus Ops - Copley Park Division Overhead Charging Infrastructure			510	2,180	1,005	1,005	4,700
Bus Ops - South Bay Division Overhead Charging Infrastructure			3,080	7,420	4,400	-	14,900
Bus Ops - Potential Hydrogen and ZEB Upgrades	-	-	250	1,370	5,345	5,220	12,185
Subtotal	\$ 52,281	\$ 38,203	\$ 93,295	\$ 97,940	\$ 95,430	\$ 11,025	\$ 388,174

Other Initiatives

This category includes a variety of projects that do not relate to state of good repair needs of the existing system. It includes projects necessary to expand or enhance the services that MTS provided to the region.

Project Name	FY 2024 Funded	FY 2024 Unfunded	FY 2025	FY 2026	FY 2027	FY 2028	5 Year Total
Admin - Social Equity Listening Tour	\$ 2,000	\$ -	\$ -	\$ -	\$ -	\$ -	\$ 2,000
Bus Ops - 12th & Imperial Transit Center	1,335	-	12,315	-	-	-	13,650
Bus Ops - Southwestern Rapid	-	-	1,000	11,000	-	-	12,000
Rail Ops - Green Line IMT Double Tracks	500	-	-	-	-	-	500
Subtotal	\$ 3,835	\$ -	\$ 13,315	\$ 11,000	\$ -	\$ -	\$ 28,150

Five-year summary

State of Good Repair Categories	FY 2024 Funded	FY 2024 Unfunded	FY 2025	FY 2026	FY 2027	FY 2028	5 Year Total
Bus Revenue Vehicles	\$ 60,917	\$ -	\$ 60,000	\$ 60,000	\$ 60,000	\$ 60,000	\$ 300,917
Rail Revenue Vehicles	22,000	-	31,000	10,566	10,566	10,566	84,698
Facility & Construction Projects - Bus	3,217	2,184	3,650	2,650	1,995	3,150	16,846
Facility & Construction Projects - Rail	3,846	-	2,134	110	470	1,400	7,960
Facility & Construction Projects - Pass.	3,850	-	17,567	21,963	1,896	3,336	48,612
Rail Infrastructure - Track	10,080	1,440	46,443	20,728	17,322	8,211	104,224
Rail Infrastructure - MOW	9,000	-	23,480	23,280	22,180	21,300	99,240
Other Equipment & Installation - Ops	561	1,150	8,904	2,469	2,289	4,079	19,451
Other Equipment & Installation - Admin	5,019	-	5,125	10,481	2,325	2,495	25,445
Subtotal	\$ 118,490	\$ 4,774	\$ 198,303	\$ 152,246	\$ 119,043	\$ 114,537	\$ 707,392

Other Initiatives	FY 2024 Funded	FY 2024 Unfunded	FY 2025	FY 2026	FY 2027	FY 2028	5 Year Total
Innovative Clean Transit	\$ 52,281	\$ 38,203	\$ 93,295	\$ 97,940	\$ 95,430	\$ 11,025	\$ 388,174
Other Initiatives	3,835	-	13,315	11,000	-	-	28,150
Subtotal	\$ 56,116	\$ 38,203	\$ 106,610	\$ 108,940	\$ 95,430	\$ 11,025	\$ 416,324
Grand Total	\$ 174,606	\$ 42,977	\$ 304,913	\$ 261,186	\$ 214,473	\$ 125,562	\$ 1,123,716

Glossary of Acronyms:

Acronym	Description	Acronym	Description
ABS	Automatic Block Signaling	LRV	Light Rail Vehicle or trolley
AHSC	Affordable Housing and Sustainable Communities	OH	Overhead
ARINC	Aeronautical Radio INC	OL	Orange Line
BEB	Battery Electric Bus	RAM	Revenue and Maintenance Building at IAD
CCTV	Closed Circuit Television	RTMS	Regional Transportation Management System
CNG	Compressed Natural Gas	SAP	Enterprise resource planning system used by MTS
CPC	Centralized Protection and Control	SBMF	South Bay Maintenance Facility (Chula Vista)
CPD	Copley Park Division (Kearny Mesa)	SD100	Light Rail Vehicles (2000 Series)
ECD	East County Division (El Cajon)	SD7	Light Rail Vehicles (3000 Series)
HVAC	Heating, Ventilation, and Air Conditioning	SD8	Light Rail Vehicles (4000 Series)
IAD	Imperial Avenue Division (Downtown)	SDIV	San Diego & Imperial Valley (old rail line)
IMT	Imperial Ave Transit Center	SDTI	San Diego Trolley
IVR	Interactive Voice Response	UPS	Uninterruptible Power Supply
KMD	Kearny Mesa Division	VMS	Variable Message Sign
LIDAR	Light Detection and Ranging	ZEB	Zero Emission Bus

SAN DIEGO METROPOLITAN TRANSIT SYSTEM**CAPITAL BUDGET - INDIVIDUAL PROJECT DESCRIPTION FOR FISCAL YEAR 2024 (in 000's)****ATTACHMENT C**

The Capital Improvement Program includes improvements and replacement projects related to MTS, SDTC, and SDTI Capital Assets. The projects below are funded with Federal funds where indicated and are matched with the required amount of local funds. The projects listed are implemented by the project manager of the coinciding agency and monitored by MTS administration.

Form ID	Title	FY24 Budget	Federal	State/Local	Other
1001	<u>Bus Ops - Clean Transit Advancement Campus</u> Division 6/Clean Transit Advancement Campus	36,797	-	36,797	-
1002	<u>Bus Ops - Bus Procurement - FY24</u> Fiscal Year 2024 Bus Procurement	60,917	26,351	30,518	4,048
1778	<u>Bus Ops - Imperial Ave Division Overhead Charging Infrastructure</u> Imperial Ave Division Overhead Charging Infrastructure	10,080	-	10,080	-
1783	<u>Bus Ops - Kearny Mesa Division Overhead Charging Infrastructure</u> Kearny Mesa Division Overhead Charging Infrastructure	1,325	-	1,325	-
1786	<u>Bus Ops - Southbay Building 3650A Partial Demolition</u> Southbay Building Partial Demolition	903	-	903	-
1818	<u>Bus Ops - Service Lane Probe & Vault Replacement - IAD & KMD</u> Service Lane Probe & Vault Replacement	610	-	610	-
1790	<u>Bus Ops - East County Division Overhead Charging Master Plan</u> East County Division Overhead Charging Master Plan	517	-	517	-
1787	<u>Bus Ops - Southbay Division CNG Dryer A & B Replacement</u> Southbay Division CNG Dryer A & B Replacement	505	-	505	-
1803	<u>Bus Ops - Southbay Division 3620 Roofing Replacement</u> Southbay Division Roofing Replacement	384	-	384	-
1788	<u>Bus Ops - Southbay Division Mobile Column Lift Replacement</u> Southbay Division Mobile Column Lift Replacement	282	-	282	-
1807	<u>Bus Ops - Imperial Ave Division Generator Replacement</u> Imperial Ave Division Generator Replacement	260	-	260	-
1792	<u>Bus Ops - East County Division Battery Storage</u> East County Division Battery Storage	212	-	212	-
1992	<u>Bus Ops - Imperial Ave Division Overhead Infrastructure - Tire Storage Design</u> Imperial Ave Division Overhead Infrastructure - Tire Storage	171	-	171	-
1780	<u>Bus Ops - Transit Service Truck</u> Transit Service Truck	136	-	136	-
1789	<u>Bus Ops - Copley Park Division Mobile Column Lift Replacement</u> Copley Park Division Mobile Column Lift Replacement	102	-	102	-
1794	<u>Rail Ops - 12th & Imperial Transit Center</u> 12th & Imperial Transit Center	1,335	-	1,335	-
2007	<u>Rail Ops - SD100 Replacement</u> SD100 Light Rail Vehicle Replacement	22,000	22,000	-	-
1779	<u>Rail Ops - Building A Wheel Truing Machine Replacement</u> Building A Wheel Truing Machine Replacement	1,584	-	423	1,161
1821	<u>Rail Ops - Trolley Wash Cover</u> Trolley Wash Cover	927	-	927	-
1983	<u>Rail Ops - Station Shelter Replacement</u> Station Shelter Replacement	500	-	500	-
1826	<u>Rail Ops - Blue Line Fence Improvements</u>	275	-	275	-

SAN DIEGO METROPOLITAN TRANSIT SYSTEM**CAPITAL BUDGET - INDIVIDUAL PROJECT DESCRIPTION FOR FISCAL YEAR 2024 (in 000's)****ATTACHMENT C**

The Capital Improvement Program includes improvements and replacement projects related to MTS, SDTC, and SDTI Capital Assets. The projects below are funded with Federal funds where indicated and are matched with the required amount of local funds. The projects listed are implemented by the project manager of the coinciding agency and monitored by MTS administration.

Form ID	Title	FY24 Budget	Federal	State/Local	Other
1827	Blue Line Fence Improvements <u>Rail Ops - Central Control HVAC</u> Central Control HVAC Replacement	250	-	250	-
1825	<u>Rail Ops - Electric Utility Vehicle</u> Electric Utility Vehicle	75	-	75	-
1765	<u>Rail Ops - Downtown Parallel Feeder Cable</u> Downtown Parallel Feeder Cable Replacement	3,300	2,640	660	-
1767	<u>Rail Ops - Signal Replacement</u> Signal Replacement	2,900	-	2,900	-
1770	<u>Rail Ops - A-yard Catenary Replacement</u> A-yard Catenary Replacement	1,300	352	948	-
1764	<u>Rail Ops - Orange Line Improvement Project</u> Orange Line Improvement Project	1,300	-	1,300	-
1762	<u>Rail Ops - Substation Replacement</u> Substation Replacement	1,000	-	1,000	-
1769	<u>Bus Ops - SDSU Station - Smoke Control System Upgrade</u> SDSU Station - Smoke Control System Upgrade	500	-	500	-
1768	<u>Rail Ops - Sicas S7 System Wide Replacement - Design</u> Sicas S7 System Wide Replacement - Design	500	-	500	-
1987	<u>Rail Ops - Electronic Records Keeping</u> New Electronic Records Keeping System	350	-	350	-
1756	<u>Rail Ops - Special Trackwork Replacement</u> Special Trackwork Replacement	3,200	2,560	640	-
1754	<u>Rail Ops - Grade Crossing Replacement</u> Grade Crossing Replacement	1,985	1,588	397	-
1758	<u>Rail Ops - Street Trackage Pavement Replacement</u> Street Trackage Pavement Replacement	1,520	1,216	-	304
1003	<u>Rail Ops - Rail Fastener Replacement - Fletcher</u> Rail Fastener Replacement at Fletcher	700	-	700	-
1962	<u>Rail Ops - Beyer Track and Slope</u> Beyer Track and Slope	500	-	500	-
1752	<u>Rail Ops - S85 Retaining Wall</u> S85 Retaining Wall	500	-	500	-
1984	<u>Rail Ops - Rio Vista Platform Design Phase II</u> Rio Vista Platform Design Phase II	500	-	500	-
1822	<u>Rail Ops - Green Line IMT Double Tracks</u> Green Line IMT Double Tracks	500	-	500	-
1804	<u>Admin - Fare System Upgrades</u> Fare System Upgrades	2,473	-	2,473	-
1805	<u>Admin - Server Refresh</u> Server Refresh	635	-	635	-
1986	<u>Admin - Board Room Audio/Video Refresh</u>	500	-	500	-

SAN DIEGO METROPOLITAN TRANSIT SYSTEM**CAPITAL BUDGET - INDIVIDUAL PROJECT DESCRIPTION FOR FISCAL YEAR 2024 (in 000's)****ATTACHMENT C**

The Capital Improvement Program includes improvements and replacement projects related to MTS, SDTC, and SDTI Capital Assets. The projects below are funded with Federal funds where indicated and are matched with the required amount of local funds. The projects listed are implemented by the project manager of the coinciding agency and monitored by MTS administration.

Form ID	Title	FY24 Budget	Federal	State/Local	Other
1772	Board Room Audio/Video Refresh <u>Admin - Bus Yard Wireless Network Replacement</u> Bus Yard Wireless Network Replacement	400	-	400	-
1819	<u>Admin - Data Storage Refresh</u> Data Storage Refresh	121	-	121	-
1981	<u>Admin - Trapeze IVR Replacement/Upgrade</u> Trapeze IVR Replacement/Upgrade	105	-	105	-
1777	<u>Admin - ADA Bus Stop Improvements - FY24</u> Fiscal Year 2024 ADA Bus Stop Improvements	1,000	-	1,000	-
1814	<u>Admin - Bus Stop Shelters</u> Bus Stop Shelters Replacement	1,350	-	1,350	-
1004	<u>Admin - Social Equity Listening Tour</u> Social Equity Listening Tour	2,000	-	2,000	-
1791	<u>Admin - System Sign Replacement</u> System Sign Replacement	385	-	385	-
1991	<u>Admin - CCTV Upgrade and Installation</u> CCTV Upgrade and Installation	150	-	150	-
1793	<u>Admin - Pyramid Building Design Services</u> Pyramid Building Design Services	1,085	-	1,085	-
1005	<u>Admin - Facility Roof Solar Assessments</u> Facility Roof Solar Assessments	250	-	250	-
1006	<u>Bus Ops - IAD BEB Charging Infrastructure</u> Imperial Avenue Division Charging Infrastructure	2,350	1,880	470	-
1007	<u>Bus Ops - Clean Transit Advancement Campus - CTAC Planning</u> Division 6/Clean Transit Advancement Campus - Planning	1,000	1,000	-	-
1008	<u>Rail Ops - Beech Street Double Crossover</u> Installation of Double Crossover at Beech Street	100	-	100	-
Totals		174,606	\$ 59,586	\$ 109,507	\$ 5,513

San Diego Metropolitan Transit System
Funding Compared to Capital Needs (\$000s)
Fiscal Years 2024-2028

	Proposed FY24	Projected FY25	Projected FY26	Projected FY27	Projected FY28	Total FY24 to FY28
Total Revenues						
Recurring Dedicated CIP Revenues	\$ 183,824	\$ 187,075	\$ 188,471	\$ 193,917	\$ 197,415	\$ 950,702
Other Non Recurring Revenues	57,069	51,696	9,000	5,000	5,000	127,765
Total Capital Revenues	\$ 240,893	\$ 238,770	\$ 197,471	\$ 198,917	\$ 202,415	\$ 1,078,466
Less: "Off the Top" Expenses						
SANDAG Planning Studies	\$ (279)	\$ (284)	\$ (290)	\$ (296)	\$ (303)	\$ (1,452)
ADA Operations	(6,008)	(6,134)	(6,262)	(6,393)	(6,526)	(31,322)
Preventative Maintenance	(60,000)	(61,000)	(62,000)	(63,000)	(64,000)	(310,000)
Total "Off The Top" Expenses	\$ (66,287)	\$ (67,418)	\$ (68,552)	\$ (69,689)	\$ (70,829)	\$ (342,775)
Adjusted Available CIP Revenues	\$ 174,606	\$ 171,352	\$ 128,919	\$ 129,228	\$ 131,586	\$ 735,692
Project Needs						
State of Good Repair	\$ 123,264	\$ 198,303	\$ 152,246	\$ 119,043	\$ 114,537	\$ 707,392
Other Initiatives	94,319	106,610	108,940	95,430	11,025	416,324
Total Project Needs	\$ 217,583	\$ 304,913	\$ 261,186	\$ 214,473	\$ 125,562	\$ 1,123,716
Total Deficit	\$ (42,977)	\$ (133,560)	\$ (132,268)	\$ (85,245)	\$ 6,025	\$ (388,025)
% of Funding / Needs	80.2%	56.2%	49.4%	60.3%	104.8%	65.5%
Accumulated Deficit	\$ (42,977)	\$ (176,537)	\$ (308,805)	\$ (394,049)	\$ (388,025)	



MEMORANDUM

DATE: January 12, 2023

TO: Eric Cheng, Transit Asset Management (TAM) Program Manager

FROM: Denis Desmond, Director of Planning & Scheduling

SUBJECT: FY 2024 CAPITAL IMPROVEMENT PROGRAM TITLE VI/EJ ANALYSIS

FTA guidance on compliance with Title VI and Environmental Justice requirements was issued in 2012. Given the requirement to analyze projects and proposals for burdens, benefits, and disproportionate impacts for low-income and minority communities, the analysis detailed below was made of the projects proposed for funding in MTS' FY 2024 Capital Improvement Program (CIP). Please keep this information for your files.

ANALYSIS METHODOLOGY

MTS' Title VI analysis for an annual CIP is conducted as a whole to determine if the capital investment strategy introduces a disparate impact or disproportionate burden throughout the MTS service area relative to the average population value for the MTS service area, consistent with the methodology approved by the MTS Board of Directors for service change analyses. Population statistics are drawn from the most recent broad-based federal population survey with relevant data available, in this instance the 2019 American Community Survey (ACS) five-year sample.

A disparate impact is found when there is a difference in adverse effects between minority and non-minority populations such that: the adversely affected population is 10 percent or greater minority by percentage of total population than the total MTS service area average; or, the benefitting population is 10 percent or more non-minority (by percentage of total MTS service area population) than the total MTS service area average. For example, if the total MTS service area average is 55% minority, then a proposed capital improvement program that adversely affects a population that is 65% minority or greater would be defined as a disparate impact. If MTS chooses to implement a capital improvement program despite a finding of a disparate impact, MTS may only do so if there is a substantial justification for the program in its current form, and there are no alternatives that would have a less disparate impact and still accomplish the goals of the program.

A disproportionate burden is found when there is a difference in adverse effects between low-income and non-low-income populations such that: the adversely affected population is 10 percent or more "low-income" (by percentage of total MTS service area population) than the total MTS service area average; or, the benefitting population is 10 percent or greater "non-low-income" by percentage of total population than the total MTS service area average. (For the purpose of Title VI equity analyses, MTS considers a person low-income if they live in a household with income under 200% of the federal



poverty rate.) For example, if the total MTS service area average is 20% “low-income,” then a proposed capital improvement program that benefits a population that is 90% or greater “non-low-income” would be defined as a disproportionate burden. If MTS chooses to implement a capital investment program despite a finding of disproportionate burden, MTS may only do so if steps are taken to avoid or minimize impacts where practicable, and MTS provides a description of alternatives available to affected low-income populations.

REGIONAL BENEFIT/BURDEN PROJECTS

Of all of the projects proposed for funding, those in Table 1 were determined to have a regional impact that would not be specific to any one or few locations in our jurisdiction. These are primarily vehicle replacements or rehabilitation, vehicle equipment, system-wide amenities, and information technology projects. Since the vehicles are distributed throughout MTS’ service area, and the technology projects are deployed system-wide, there was no further analysis of these projects for the purpose of this Title VI/EJ evaluation.

Table 1. Regional Benefit/Burden Projects

	Division	Project Name	Location	FY 2024 Funded
1	IT	PRONTO phase-2 Improvements		\$3,410,000
2	IT	Server Refresh		\$635,000
3	IT	Data Storage Refresh		\$121,000
4	SDTC	Bus Procurement		\$60,000,000
5	LRV	SD100 Replacement		\$22,000,000
6	MOW/Track	MOW/Electronic Records Keeping		\$350,000
7	Security	CCTV Upgrade and Installation		\$150,000

Additionally, there are several future projects planned with no specific locations yet identified. MTS will fund a \$2 million capital project developed out of the Social Equity Listening Tour conducted in 2022. The specific project(s) and location(s) are yet to be identified for this, so for purposes of this FY 2024 CIP, no Title VI analysis has been undertaken. Also, a CIP project to purchase additional shelters has not yet determined where these shelters will be placed. As details for these projects are identified, MTS will conduct any required equity analyses, including carrying out appropriate inclusive public engagement to ensure the voices of populations protected by Title VI and associated regulations are heard. These projects are listed in Table 1A.

Table 1A. Future Projects with No Specific Site Identified

	Division	Project Name	Location	FY 2024 Funded
1	Admin	Social Equity Listening Tour		\$2,000,000
2	Planning	Bus Stop Shelters		\$1,350,000

REPAIR/REPLACE PROJECTS AT EXISTING MTS FACILITIES

The remaining projects are mostly maintenance projects and equipment for MTS facilities, infrastructure, or right-of-way. They repair or replace capital inventory that has reached the end of its useful life. The projects in Table 2 would occur at existing MTS bus or rail operating divisions or facilities, in areas inaccessible to the general public. Therefore, no benefits or burdens for the community or riders were identified.

Table 2. Repair/Replace Projects at Existing MTS Facilities

	Division	Project Name	Location	FY 2024 Funded
1	IT	Board Room Audio/Video Refresh	Mills Bldg.	\$500,000
2	IT	Bus Yard Wireless Upgrade FY24		\$400,000
3	IT	Trapeze IVR Replacement/Upgrade	CPD	\$105,000
4	SDTC	ZEB OH Charging Infrastructure Construction	IAD	\$10,080,000
5	SDTC	ZEB Overhead Charging Infrastructure Design	KMD	\$1,325,000
6	SDTC	SBMF 3650A Partial Demo	SBD	\$903,000
7	SDTC	Service Lane Probe & Vault Replacement	IAD/KMD	\$610,000
8	SDTC	ECD ZEB Overhead Charging Master Plan	ECD	\$517,000
9	SDTC	SBMF CNG Dryer A & B Replacement	SBD	\$505,000
10	SDTC	SBMF 3620 Roofing Replacement	SBD	\$384,000
11	SDTC	SBMF Mobile Column Lift Replacement	SBD	\$282,000
12	SDTC	IAD Generator Replacement Phase 3 of 3	IAD	\$260,000
13	SDTC	ECD Battery Storage	ECD	\$212,000
14	SDTC	IAD ZEB OH Infrastructure Tire Storage Design	IAD	\$171,000
15	SDTC	Transit Service Truck (1)	IAD/KMD	\$136,000
16	SDTC	CPD Mobile Column Lift Replacement	CPD	\$102,000
17	LRV	Building A Wheel Truing Machine Replacement	SD Trolley	\$1,584,016
18	LRV	Trolley Wash Cover	SD Trolley	\$926,998
19	Facilities	Central Control HVAC	SD Trolley	\$250,000
20	Facilities	Electric Utility Vehicle	SD Trolley	\$75,000
21	Admin	Pyramid Building Design Services	Pyramid Bldg.	\$1,085,000
22	Admin	Facility Roof Solar Assessments	All MTS facilities	\$250,000
23	MOW	A-yard Catenary Replacement	SD Trolley	\$1,300,000
24	Track	Special Trackwork Replacement	SD Trolley	\$3,200,000

IAD = Imperial Avenue Division; KMD=Kearny Mesa Division; SBD=South Bay Division; ECD=East County Division; CPD=Copley Park Division

EXTERNAL REPAIR/REPLACE PROJECTS WITH NEGLIGIBLE IMPACTS

The projects in Table 3 are repairs or replacements of existing infrastructure or right-of-way, but occur throughout the community beyond our operating division facilities. The completion of these projects will enhance reliability and extend the life of the capital assets, but the projects themselves will have little or no direct impact on the community or riders, other than minor, temporary construction work. These are primarily maintenance-of-way/state-of-good repair projects and information technology upgrades. Therefore, they have also been identified as having no specific and substantive burden or benefit.

Table 3. External Repair/Replace Projects with Negligible Impacts

	Division	Project Name	Location	FY 2024 Funded
1	MOW	Dwtn. Parallel Feeder Cable - Phase 1&2	America Plaza – 12 th Imperial	\$3,300,000
2	Track	Rail Fastener Replacement - Fletcher	Fletcher Pkwy. Trolley bridge (El Cajon)	\$700,000
3	MOW	Signal Replacement	Orange Line	\$2,900,000
4	MOW	Substation Replacement - Design/Build	Yard 2, Front St., 33 rd St., and Dairy Mart	\$1,000,000
5	MOW	Sicas S7 Systemwide Replacement - Design	Blue Line (America Plaza – San Ysidro)	\$500,000

EXTERNAL REPAIR/REPLACE PROJECTS WITH NET BENEFIT

The proposed FY 2024 CIP projects in Table 4 are determined to be a **net benefit** to the communities in which they are located, as they improve the accessibility, condition, security, and/or aesthetics of facilities or areas commonly used by or accessible to the public. A map of these projects is shown in Attachment A.

RESULTS

An analysis of the projects with a perceived net benefit listed in Table 4 below was conducted using Geographic Information Systems (GIS) and census block group data. All projects were mapped to determine how the percentages and populations of low-income and minority communities affected by the proposed CIP projects compared to percentages and populations of low-income and minority communities in the entire MTS jurisdiction.

Data for the census block groups in which the proposed CIP projects are located was compared to data for the entire MTS jurisdiction. Comparisons were made for both the number of census block groups and the population of those census block groups. The low-income and minority percentages for the affected census block groups were compared to the percentages for the entire MTS jurisdiction. The maps and datasheets for the analyses are attached.

In all four cases (for both low-income and minority, by both number of census block groups and by population), the results showed a benefit for a larger percentage of minority and low-income populations than for the overall MTS jurisdiction. Since all projects were determined to either have no substantive locational impact or to have a net positive impact, there was no burdens found for low-income or minority populations, nor any disproportionate benefit for non-minority or non-low-income populations.

Please let me know if you have any questions.

Table 4. External Repair/Replace Projects with a Net Benefit

	Division	Project Name	Location	FY 2024 Funded
1	SDTC	Clean Transit Advancement Campus (CTAC)*	4550 Federal Blvd.	\$37,793,530
2	Admin	12th & Imperial T.C. (TIRCP)	12th & Imperial	\$1,335,000
3	Planning	ADA Bus Stop Improvements - FY24 (8 stops)	<ul style="list-style-type: none"> • 11465: WB Paradise Valley Rd. -FS- Meadowbrook Dr. • 10948: WB National Av. -FS- 36th St. • 99148: SB S. 43rd St. -NS- Delta St. • 10197: EB National Av. -FS- 36th St. • 10321: EB San Vicente St. -NS- Cardiff St • 89010: EB Balboa Av. -FS- Olney St. • NEW: WB Otay Mesa Rd. -FS- La Media Rd. • NEW: NB 47th St. @ 47th St. Trolley Sta. 	\$1,000,000
4	MOW	OL Improvement Project (TIRCP)	32nd/Commercial Sta. – Lemon Grove Depot	\$1,300,000
5	Track	Green Line IMT Double Tracks	12 th & Imperial T.C.	\$500,000
6	Track	Grade Crossing Replacement	<ul style="list-style-type: none"> • C St./5th Av. (Downtown) • Commercial St./29th St. • N. Marshall St. (El Cajon) • Francis St. (near Imperial Av.) • Park Bl./Island Av. (Downtown) • Civic Center Dr. (National City) • 27th St. (Otay Mesa West) 	\$1,985,000
7	Rail	Street Trackage Pavement Replacements	Commercial St. (16 th St. - 20 th St.)	\$1,520,000
8	Rail	Station Shelter Replacement	<ul style="list-style-type: none"> • Hazard Center Station • Mission Valley Center Station • Rio Vista Station • Mission San Diego Station 	\$1,200,000
9	MOW	SDSU Station - Smoke Control System Upgrade	SDSU	\$500,000
10	Track	Beyer Track and Slope	Beyer Blvd.	\$500,000
11	Track	S85 Retaining Wall	North of Iris T.C.	\$500,000
12	Track	Rio Vista Platform Design Phase II	Rio Vista Station	\$500,000
13	Facilities	Blue Line Fence Improvements	L Street – Palomar T.C., and Iris T.C. – Beyer Trolley Sta.	\$274,960
14	Marketing	System Sign Replacement	Old Town Transit Center	\$385,000

* Note: The Clean Transit Advancement Campus (CTAC, also known as Division 6), is anticipated to largely be a beneficial investment into the Ridgeview community where it will be sited. During the project development, MTS heard from members of the public concerned about the project's physical changes to the area. These are addressed in the project-specific Title VI and environmental analyses, which determined that all of the physical impacts can be mitigated to a less-than-significant level, resulting in a project that has a net benefit to the area. Further, MTS will follow all Title VI regulations to ensure no disparate impacts or disproportionate burdens are placed on protected populations.

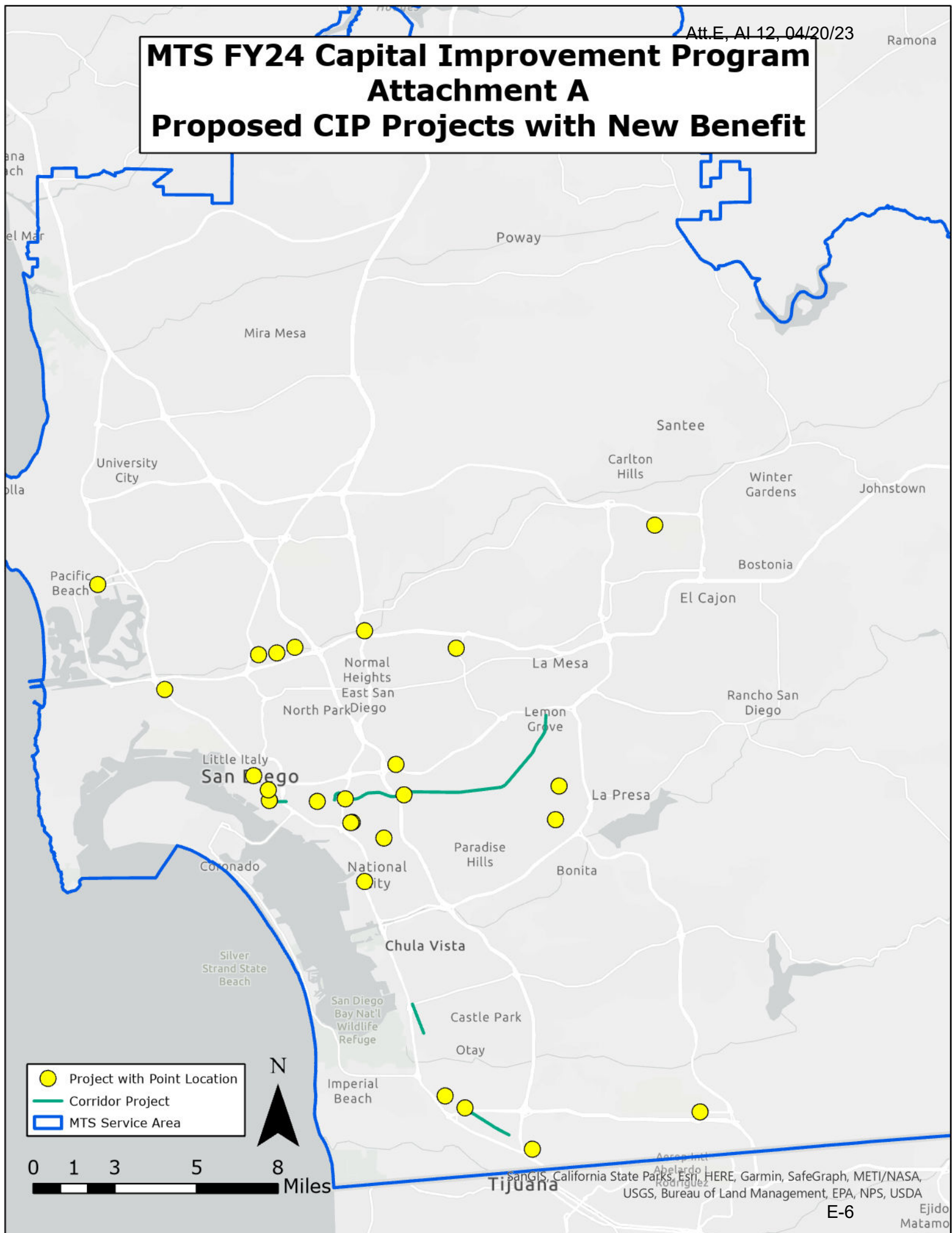
M-CHENG_FY24CIPTITLEVI_FUNDED_DDESMOND

Attachments: Analysis of Proposed CIP External Repair/Replace Projects with a Net Benefit

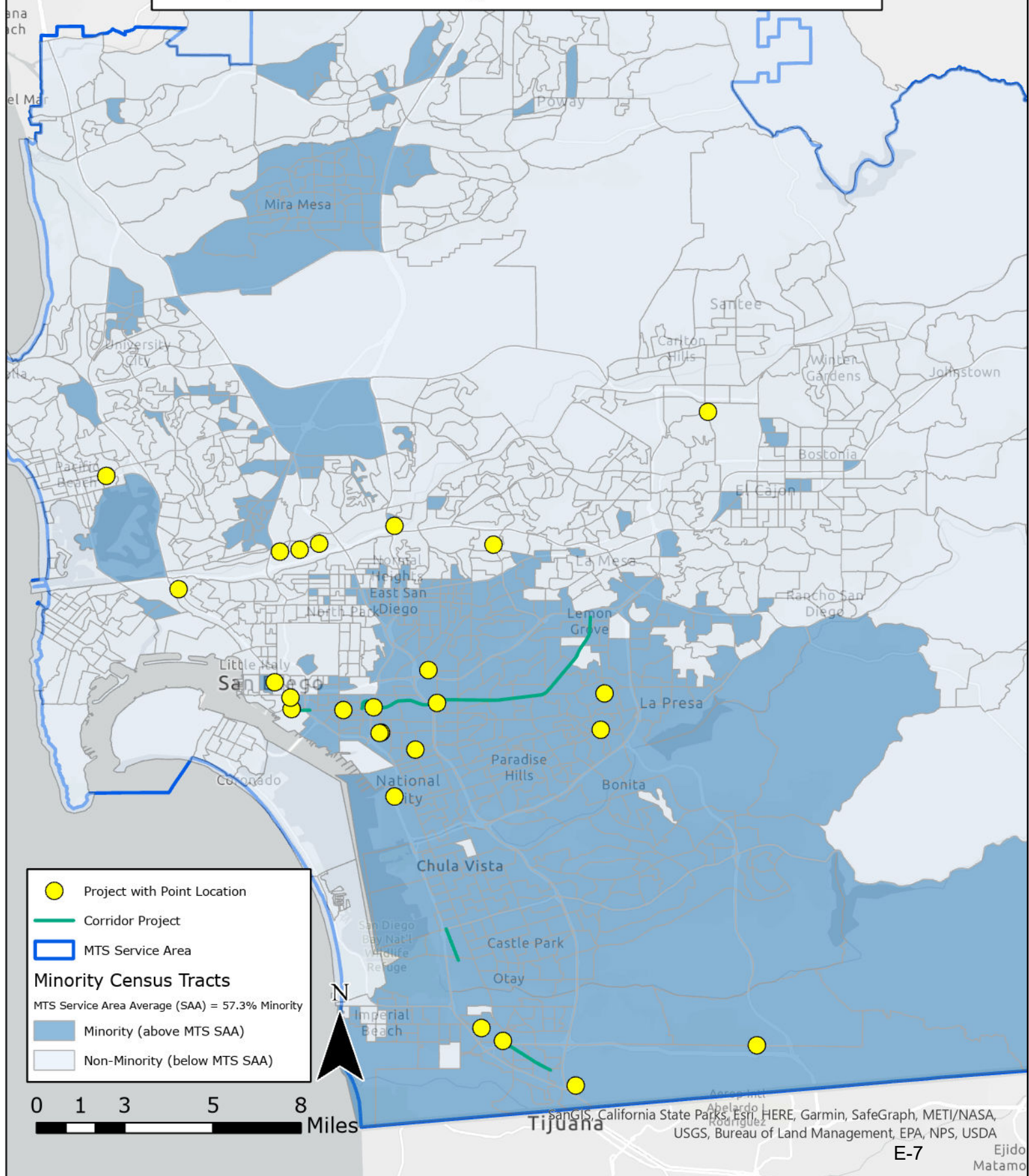
- Attachment A: Map of Projects
- Attachment B: Map of Projects Overlaid with Minority Census Tracts
- Attachment C: Map of Projects Overlaid with Low-Income Census Tracts
- Attachment D: Statistical Analysis for Projects

C: Sharon Cooney, Mike Thompson

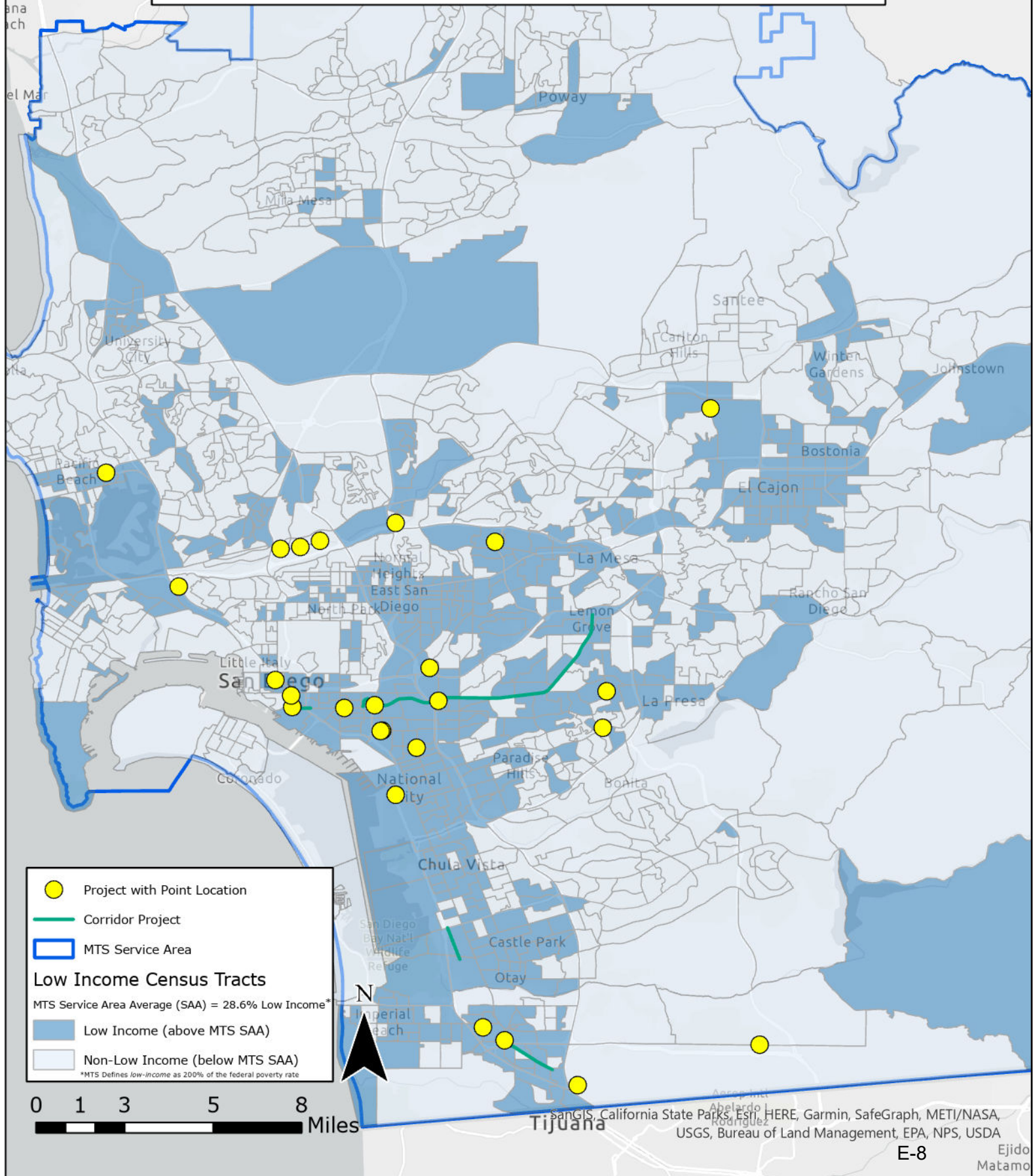
MTS FY24 Capital Improvement Program Attachment A Proposed CIP Projects with New Benefit



**MTS FY24 Capital Improvement Program
Attachment B
Proposed CIP Projects with New Benefit**



MTS FY24 Capital Improvement Program Attachment C Proposed CIP Projects with New Benefit



Project ID	Project Description	Total Census Block Groups	Block Group Population - Income Surveys	Low-Income Population	% Low Income	# of Block Groups with Higher Percentage of Low-Income Than SAA % of Block Groups	% of Block Groups with Higher Percentage of Low-Income Than SAA	Block Group Population -- Race & Ethnicity Surveys	Minority Population	% Minority	# of Block Groups with Higher Percentage of Minority Than SAA % of Block Groups	% of Block Groups with Higher Percentage of Minority Than SAA
-	MTS Service Area Average (SAA)	1,321	2,298,741	657,817	28.6%	358	27%	2,356,657	1,350,366	57.3%	465	35%
	Clean Transit Advancement Campus (CTAC)	1	1,162	350	30.1%	1	100%	1,162	756	65.1%	1	100%
	12th & Imperial T.C. (TIRCP)	1	5,802	2,818	48.6%	1	100%	5,821	3,135	53.9%	1	100%
	ADA Bus Stop Improvements - FY24	8	14,719	7,812	53.1%	6	75%	18,767	15,406	82.1%	7	88%
	Orange Line Improvement (TIRCP)	20	41,771	20,431	48.9%	19	95%	42,059	35,413	84.2%	18	90%
	Green Line IMT Double Tracks	1	5,802	2,818	48.6%	1	100%	5,821	3,135	53.9%	1	100%
	Grade Crossing Replacement	7	13,525	6,451	47.7%	6	86%	13,619	9,477	69.6%	4	57%
	Street Trackage Pavement Replacements	1	1,059	503	47.5%	1	100%	1,070	971	90.7%	1	100%
	Station Shelter Replacement	3	7,628	3,067	40.2%	0	0%	7,607	1,350	17.7%	0	0%
	SDSU Station - Smoke Control System Upgrade	1	1,306	1,142	87.4%	1	100%	1,604	790	49.3%	0	0%
	Beyer Track and Slope	1	3,810	838	22.0%	0	0%	3,821	3,568	93.4%	1	100%
	S85 Retaining Wall	1	2,347	1,427	60.8%	1	100%	2,347	2,228	94.9%	1	100%
	Rio Vista Platform Design Phase II	1	4,905	848	17.3%	0	0%	4,905	1,642	33.5%	0	0%
	Blue Line Fence Improvements	8	13,235	6,686	50.5%	6	75%	13,274	12,470	93.9%	8	100%
	System Sign Replacement	1	814	100	12.3%	0	0%	814	271	33.3%	0	0%
	FY24 Program Total - Projects with Net Benefit	55	117,885	55,291	46.9%	43	78%	122,691	90,612	73.9%	43	78%

Block Group data is sourced from 2019 American Community Survey 5-year estimates.

Low-income population represents the population within 200% of the federal poverty level

Measured block group populations vary between low-income and minority surveys due to ACS survey methodology

Metropolitan Transit System FY 2024 Capital Improvement Program (CIP)

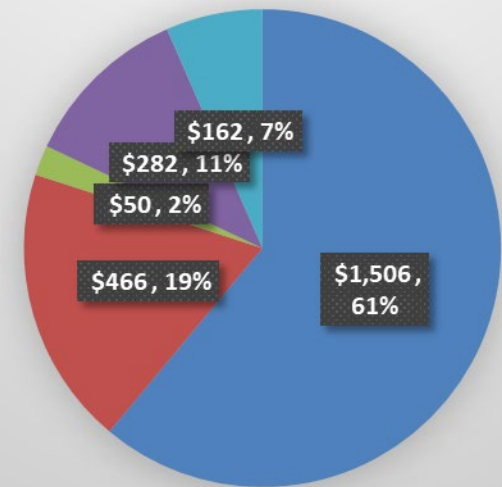
MTS Board of Directors
April 20, 2023

Development of the FY 2024 CIP: Guiding Principles

- Board Policy 65 - Transit Asset Management
 - MTS is committed to effectively manage its transit assets and maintain its system in a State of Good Repair (SGR) to support safe, efficient, and reliable transit services across the organization
 - MTS required to comply with applicable maintenance regulations of the Federal Transit Administration, Federal Railroad Administration, and the California Public Utilities Commission
 - Base capital project prioritization and other asset management decisions on asset criticality, condition, performance, available funding, safety considerations, and on the evaluation of alternatives that consider full lifecycle benefits, costs, and risks

20 Year SGR need
\$2.5B in total
(Average of \$120M/yr)

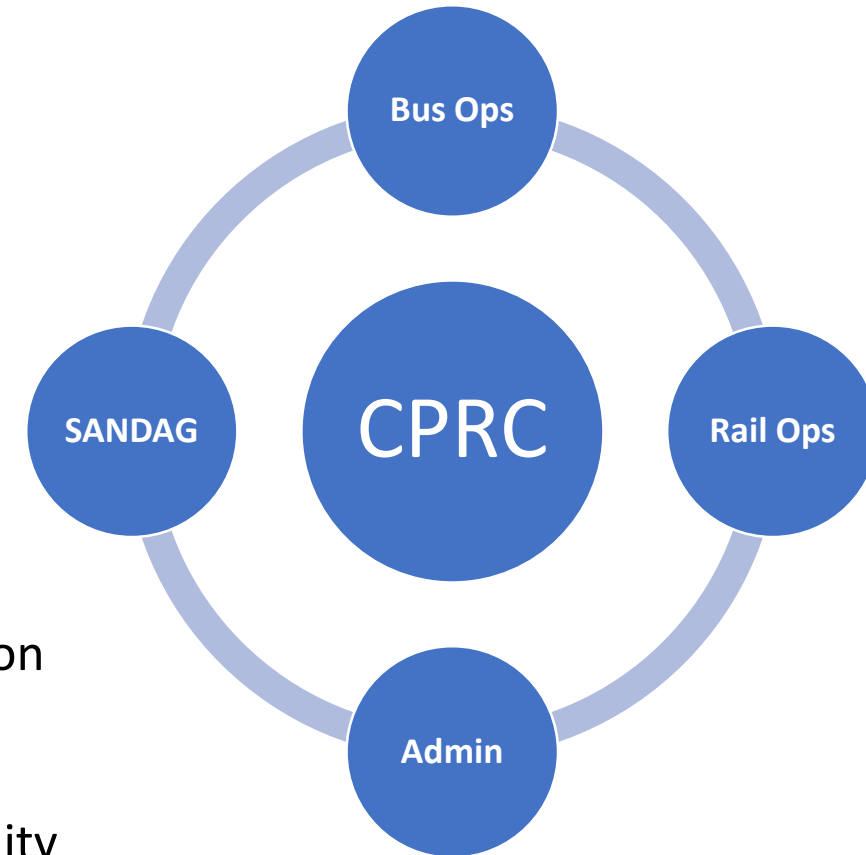
Need by Category (\$M)



- Bus Revenue Vehicles
- Rail Revenue Vehicles
- Facility & Construction Projects
- Rail Infrastructure
- Other Equipment & Installation

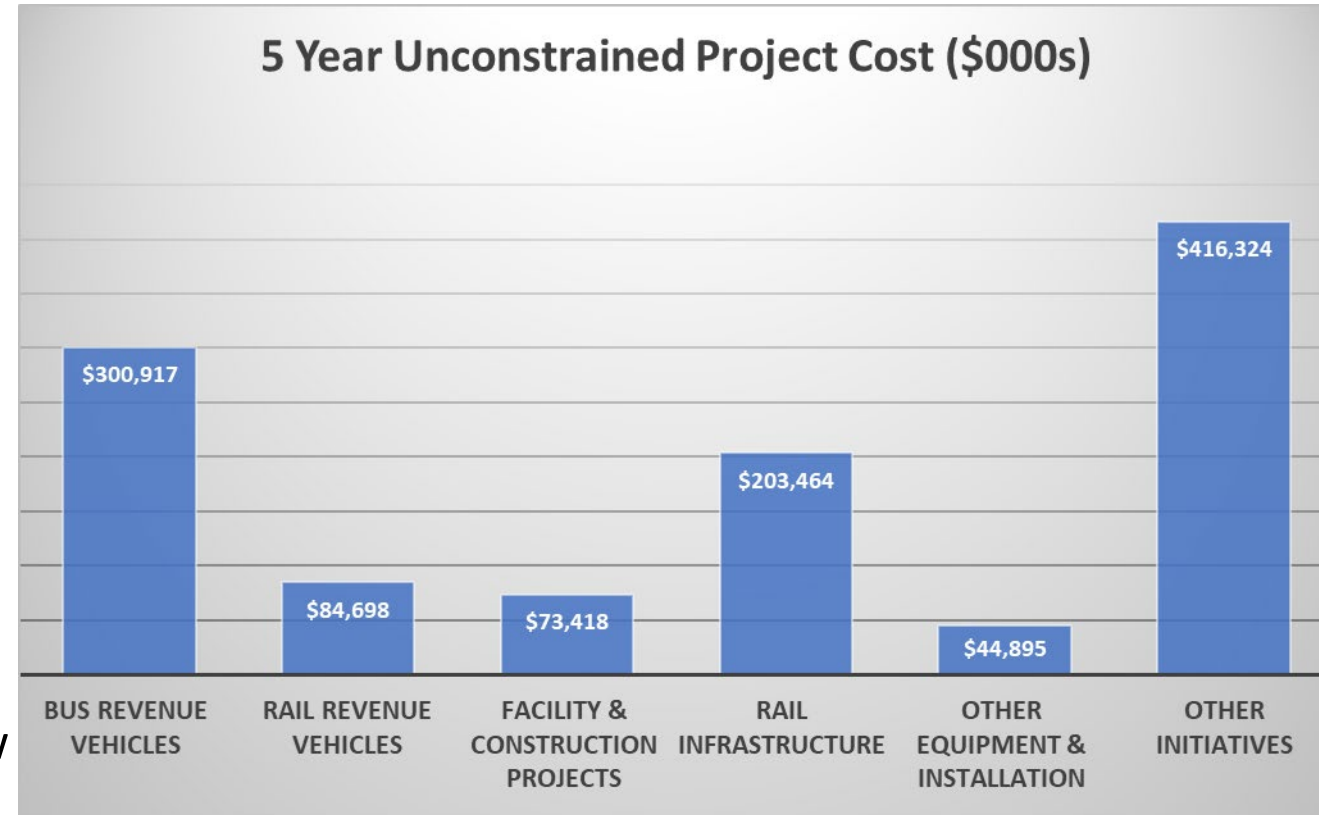
Development of the FY 2024 CIP

- Process began in September 2022 with request for projects
 - Each department submits:
 - Update to their departmental **20 year CIP forecast**
 - Project requests for the next 5 fiscal years
 - Departmental prioritization
 - Consolidated project list is prepared
- Capital Projects Review Committee (CPRC) meeting was held to discuss the priority project list
 - Each Committee member responsible for discussing their prioritized capital requests for the group it serves
 - Projects with safety and/or operational needs are priority 1
 - The Committee reviewed and the CEO approved the prioritization of the capital requests
 - All priority 1 projects were funded
 - The project list is also subject to an analysis based on social equity principles and there was no disproportionate impact on Low Income/Minority populations (Title VI)



FY 2024-28 CIP - Unconstrained Project List (\$000s)

- 5 year unconstrained project list
 - Totals need of \$1.1B
 - Summary by category in the table ->
 - Ongoing state of good repair requirements
 - Makes up \$707M (63%) of overall need
 - \$386M alone for Revenue Vehicles
 - Including the transition plan to ZEBs
 - Other initiatives of \$416M include:
 - ZEB charging infrastructure at all five bus facilities
 - Clean Transit Advancement Campus - new bus maintenance facility
 - Imperial Ave Transit Center Expansion
 - Future Southwestern Rapid



Capital Funding Levels Proposed FY 2024 (\$000s)

Funding Description	Amount
Federal Funding (Sections 5307, 5337, 5339)	\$ 107,714
* Federal Regional Surface Transportation Program (RSTP)	15,000
Transportation Development Act (TDA)	42,935
California State Transit Assistance (STA)	29,896
California STA State of Good Repair	5,096
* California Cap and Trade Discretionary (TIRCP)	10,172
* Other	17,653
Total Preventive Maintenance	(66,008)
SANDAG Planning Studies	(279)
Available Funding for Capital Program	\$ 174,606
* Non-recurring funding totals:	\$ 42,825

Other funding includes IRS CNG credits, transfers from closed projects, and other discretionary grant programs

Capital Project Summary

Proposed Fiscal Year 2024 (\$000s)

- \$217.6M in total requests
 - 63 total projects
- \$174.6M in available funding
 - Only able to fund 80% of requests
- Projects funded
 - 68% of funding towards State of Good Repair
 - \$82M or 47% of funding for Revenue Vehicles
 - 55 projects funded
 - Listed in Attachment B
 - Short project descriptions also included in Attachment C

Capital Project Categories	Funding (\$000s)
Bus Revenue Vehicles	\$ 60,917
Rail Revenue Vehicles	22,000
Facility & Construction Projects	10,913
Rail Infrastructure	19,080
Other Equipment & Installation	5,580
Other Initiatives	56,116
Grand Total	\$ 174,606

FY 2024 CIP Project Highlights - Bus Revenue Vehicles

- Bus Fleet Replacement

- Fleet Plan for scheduled replacement
 - Importance of fleet replacement to keep operations efficient and cost effective
 - Annual goal = Buses in Fleet by type divided by the useful life

- Vehicles in fleet:

	Buses in Fleet	Useful Life (Years)	Cost per Bus (\$000s)
40 ft.	468	12	\$ 722
40 ft. ZEB	8	12	\$ 1,050
60 ft. Artics	101	12	\$ 1,185
60 ft. Artics ZEB	12	12	\$ 1,608
Commuter Express	24	12	\$ 974
Minibuses	40	7	\$ 300
ADA Minibuses	111	5	\$ 151
Total	764		



FY 2024 CIP Project Highlights - Bus Revenue Vehicles

- Fleet Replacement Funding

- \$60.9M funded for FY24

- Goal is to fund similar amount each year to smooth out years with larger purchases
 - Plan to purchase
 - 51 40 ft buses
 - 13 of which will be battery electric buses
 - 5 60 ft buses
 - 7 Minibuses

- Funding by year (\$000s):

Project Name	FY 2024 Funded	FY 2024 Unfunded	FY 2025	FY 2026	FY 2027	FY 2028	5 Year Total
Bus Ops - Bus Procurement - FY24	\$ 60,917	\$ -	\$ 60,000	\$ 60,000	\$ 60,000	\$ 60,000	\$ 300,917
Subtotal	\$ 60,917	\$ -	\$ 60,000	\$ 60,000	\$ 60,000	\$ 60,000	\$ 300,917

FY 2024 CIP Project Highlights - Rail Revenue Vehicles

- Light Rail Vehicle (LRV) Fleet Replacement
 - 168 vehicles in fleet
 - 25-30 year useful life
 - Currently replacing the 52 SD100 LRVs

Light Rail Vehicles by Series				
Series	#s	Count	In Service	Replacement
SD7	3000s	11	2004	2029-2034
SD8	4000s	65	2011-2013	2036-2038
SD9	5001-5045	45	2019-2020	2044-2045
SD10	5046-5092	47	2021-2025	2046-2050



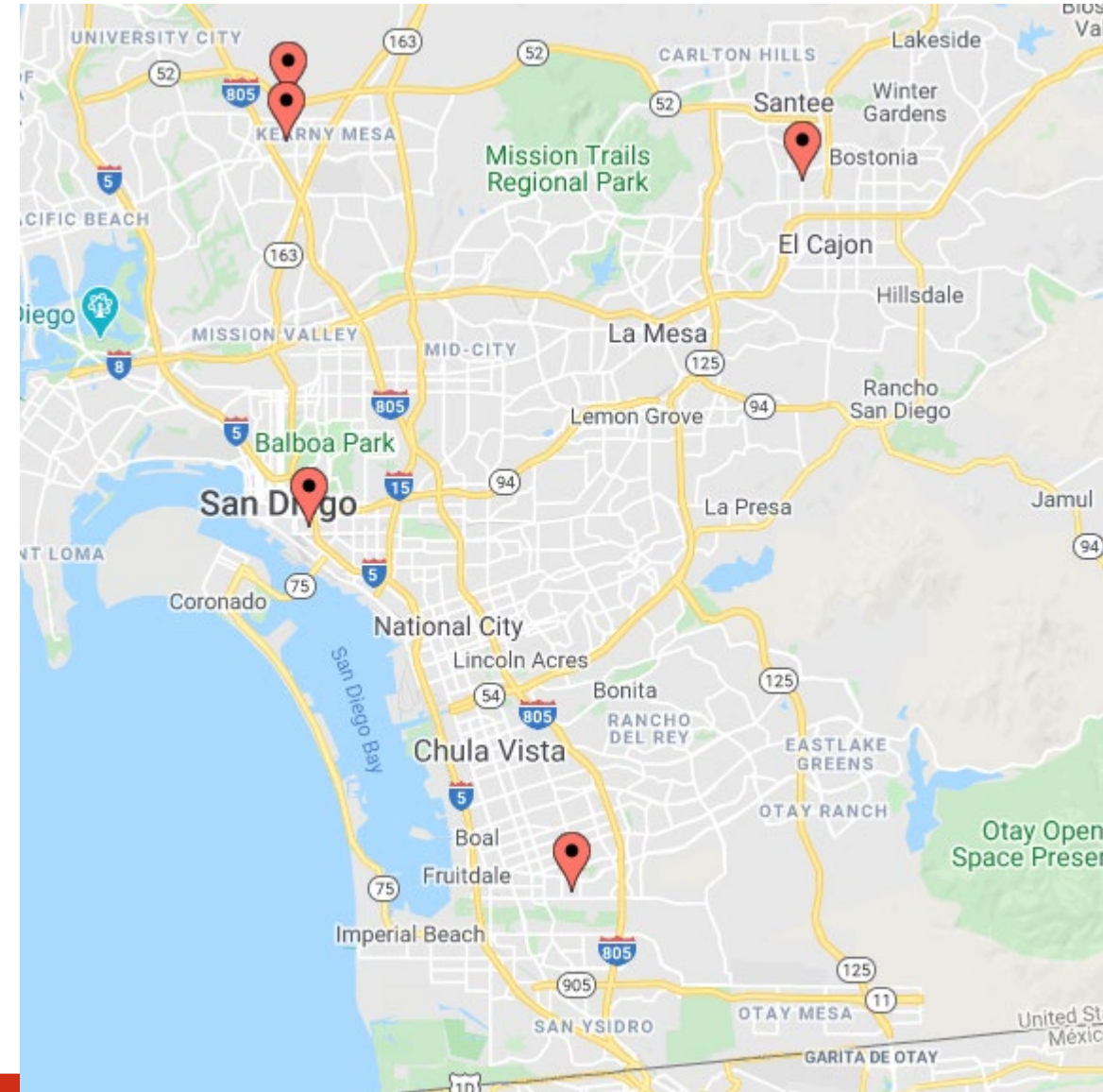
FY 2024 CIP Project Highlights - Rail Revenue Vehicles

- Fleet Replacement Funding
 - SD100 Replacement
 - First order of 25 placed in 2019 / Option for 22 exercised in 2021
 - 47 vehicles being delivered over 2021-2025
 - \$216M in total
 - Begin saving for SD7 replacements in FY 2026
- LRV funding by year (\$000s):

Project Name	FY 2024 Funded	FY 2024 Unfunded	FY 2025	FY 2026	FY 2027	FY 2028	5 Year Total
Rail Ops - SD100 Replacement	\$ 22,000	\$ -	\$ 31,000	\$ -	\$ -	\$ -	\$ 53,000
Rail Ops - SD7 Replacement	-	-	-	10,566	10,566	10,566	31,698
Subtotal	\$ 22,000	\$ -	\$ 31,000	\$ 10,566	\$ 10,566	\$ 10,566	\$ 84,698

FY 2024 CIP - Facility & Construction Projects

- Operating Facilities
 - Each facility includes maintenance building, admin building(s), fueling facilities, yard, etc.
 - Trolley yard & Buildings A, B & C
 - Imperial Avenue Division
 - Kearny Mesa Division
 - South Bay Bus Maintenance Facility
 - East County Bus Maintenance Facility
 - Copley Park Division
 - Passenger Facilities
 - 68 major passenger facilities
 - Each Transit Center/Station may include amenities such as shelters, benches, parking lots and elevators



FY 2024 CIP - Facility & Construction Projects



- 20 projects submitted for FY 2024
 - 17 projects funded, 3 not funded
 - \$10.9M total
 - Example: Trolley Building A Wheel Truing Machine Replacement
 - Full project lists in attachment B
- Funding by year (\$000s):



State of Good Repair Categories	FY 2024 Funded	FY 2024 Unfunded	FY 2025	FY 2026	FY 2027	FY 2028	5 Year Total
Facility & Construction Projects - Bus	\$ 3,217	\$ 2,184	\$ 3,650	\$ 2,650	\$ 1,995	\$ 3,150	\$ 16,846
Facility & Construction Projects - Rail	3,846	-	2,134	110	470	1,400	7,960
Facility & Construction Projects - Pass.	3,850	-	17,567	21,963	1,896	3,336	48,612
Subtotal	\$ 10,913	\$ 2,184	\$ 23,351	\$ 24,723	\$ 4,361	\$ 7,886	\$ 73,418

FY 2024 CIP - Rail Infrastructure Projects

- Large capital investment in rail infrastructure
 - Nearly \$5B in total system assets
 - Last 10 years and Mid-Coast is almost \$3B alone
 - Requires significant upkeep
- Rail Infrastructure projects
 - Track - directly related to the physical rail
 - Rail and Ties
 - Grade Crossings
 - Special track work (crossovers, diamonds, frogs, etc.)
 - Maintenance of Wayside (MOW)
 - Bridges / Elevated track
 - Drainage
 - Electrification - Catenary and Substations
 - Signaling



FY 2024 CIP - Rail Infrastructure Projects

- 17 projects submitted for FY 2024
 - 14 projects funded, 3 not funded
 - \$19.1M total
 - Example: Trackwork replacement
 - Full project lists in attachment B



- Funding by year (\$000s):

State of Good Repair Categories	FY 2024 Funded	FY 2024 Unfunded	FY 2025	FY 2026	FY 2027	FY 2028	5 Year Total
Rail Infrastructure - Track	\$ 10,080	\$ 1,440	\$ 46,443	\$ 20,728	\$ 17,322	\$ 8,211	\$ 104,224
Rail Infrastructure - MOW	9,000	-	23,480	23,280	22,180	21,300	99,240
Subtotal	\$ 19,080	\$ 1,440	\$ 69,923	\$ 44,008	\$ 39,502	\$ 29,511	\$ 203,464

FY 2024 CIP - Other Equipment & Installation Projects

- 14 projects submitted for FY 2024
 - Ops equipment replacement
 - Service vehicles for Bus and Rail
 - Maintenance/cleaning equipment
 - Admin needs
 - IT systems
 - IT infrastructure/network
 - Example: MTS Data Center requires on going refresh of servers, network and data storage equipment
- 12 funded, 2 not funded
- Full project lists in attachment B
- Totals by year (\$000s):



State of Good Repair Categories	FY 2024 Funded	FY 2024 Unfunded	FY 2025	FY 2026	FY 2027	FY 2028	5 Year Total
Other Equipment & Installation - Ops	\$ 561	\$ 1,150	\$ 8,904	\$ 2,469	\$ 2,289	\$ 4,079	\$ 19,451
Other Equipment & Installation - Admin	5,019	-	5,125	10,481	2,325	2,495	25,445
Subtotal	\$ 5,580	\$ 1,150	\$ 14,029	\$ 12,950	\$ 4,614	\$ 6,574	\$ 44,895

FY 2024 CIP - Five Year Forecast - SGR (\$000s)

State of Good Repair Categories	FY 2024 Funded	FY 2024 Unfunded	FY 2025	FY 2026	FY 2027	FY 2028	5 Year Total
Bus Revenue Vehicles	\$ 60,917	\$ -	\$ 60,000	\$ 60,000	\$ 60,000	\$ 60,000	\$ 300,917
Rail Revenue Vehicles	22,000	-	31,000	10,566	10,566	10,566	84,698
Facility & Construction Projects - Bus	3,217	2,184	3,650	2,650	1,995	3,150	16,846
Facility & Construction Projects - Rail	3,846	-	2,134	110	470	1,400	7,960
Facility & Construction Projects - Pass.	3,850	-	17,567	21,963	1,896	3,336	48,612
Rail Infrastructure - Track	10,080	1,440	46,443	20,728	17,322	8,211	104,224
Rail Infrastructure - MOW	9,000	-	23,480	23,280	22,180	21,300	99,240
Other Equipment & Installation - Ops	561	1,150	8,904	2,469	2,289	4,079	19,451
Other Equipment & Installation - Admin	5,019	-	5,125	10,481	2,325	2,495	25,445
Subtotal	\$ 118,490	\$ 4,774	\$ 198,303	\$ 152,246	\$ 119,043	\$ 114,537	\$ 707,392

- **FY 2024 Funding of \$118.5M for State of Good Repair projects**
 - SGR alone averages over \$141M per year over this five year period
 - \$608M in recurring revenue streams forecasted for the next five years

FY 2024 CIP - Other Initiatives

- Innovative Clean Transit Infrastructure
 - Investments required to comply with current CA regulations
 - Includes the proposed Clean Transit Advancement Campus (Division 6)
 - Overhead charging infrastructure at each existing division
 - Charging equipment, backup generators, batteries
 - To accommodate existing operations requires incremental phases over the next 20 years
 - Totals by year (\$000s):

Project Name	FY 2024 Funded	FY 2024 Unfunded	FY 2025	FY 2026	FY 2027	FY 2028	5 Year Total
Bus Ops - Clean Transit Advancement Campus	\$ 36,797	\$ 38,203	\$ 75,000	\$ 75,000	\$ 75,000	\$ -	\$ 300,000
Bus Ops - Clean Transit Advancement Campus - CTAC Planning	1,000	-	-	-	-	-	1,000
Bus Ops - East County Division Battery Storage	212	-	-	-	-	-	212
Bus Ops - East County Division Overhead Charging Master Plan	517	-	1,090	6,080	8,680	-	16,367
Bus Ops - IAD BEB Charging Infrastructure	2,350	-	-	-	-	-	2,350
Bus Ops - Imperial Ave Division Overhead Charging Infrastructure	10,080	-	4,090	-	1,000	4,800	19,970
Bus Ops - Kearny Mesa Division Overhead Charging Infrastructure	1,325	-	9,275	5,890	-	-	16,490
Bus Ops - Copley Park Division Overhead Charging Infrastructure			510	2,180	1,005	1,005	4,700
Bus Ops - South Bay Division Overhead Charging Infrastructure			3,080	7,420	4,400	-	14,900
Bus Ops - Potential Hydrogen and ZEB Upgrades	-	-	250	1,370	5,345	5,220	12,185
Subtotal	\$ 52,281	\$ 38,203	\$ 93,295	\$ 97,940	\$ 95,430	\$ 11,025	\$ 388,174

FY 2024 CIP - Other Initiatives

- 4 projects submitted for FY 2024
 - 3 projects funded
 - Social Equity Listening Tour project implementation
 - 12th & Imperial Transit Center
 - Green Line Double Tracks at Imperial

- Totals by year (\$000s):

Project Name	FY 2024 Funded	FY 2024 Unfunded	FY 2025	FY 2026	FY 2027	FY 2028	5 Year Total
Admin - Social Equity Listening Tour	\$ 2,000	\$ -	\$ -	\$ -	\$ -	\$ -	\$ 2,000
Bus Ops - 12th & Imperial Transit Center	1,335	-	12,315	-	-	-	13,650
Bus Ops - Southwestern Rapid	-	-	1,000	11,000	-	-	12,000
Rail Ops - Green Line IMT Double Tracks	500	-	-	-	-	-	500
Subtotal	\$ 3,835	\$ -	\$ 13,315	\$ 11,000	\$ -	\$ -	\$ 28,150

FY 2024 CIP - Five Year Summary (\$000s)

	Proposed FY24	Projected FY25	Projected FY26	Projected FY27	Projected FY28	Total FY24 to FY28
State of Good Repair	\$ 123,264	\$ 198,303	\$ 152,246	\$ 119,043	\$ 114,537	\$ 707,392
Other Initiatives	94,319	106,610	108,940	95,430	11,025	416,324
Total Project Needs	\$ 217,583	\$ 304,913	\$ 261,186	\$ 214,473	\$ 125,562	\$ 1,123,716
Available CIP Revenues	\$ 174,606	\$ 171,352	\$ 128,919	\$ 129,228	\$ 131,586	\$ 735,692
Total Deficit	\$ (42,977)	\$ (133,560)	\$ (132,268)	\$ (85,245)	\$ 6,025	\$ (388,025)
% of Funding / Needs	80.2%	56.2%	49.4%	60.3%	104.8%	65.5%
Accumulated Deficit	\$ (42,977)	\$ (176,537)	\$ (308,805)	\$ (394,049)	\$ (388,025)	

FY 2024 CIP - Takeaways

- Challenges ahead in meeting unconstrained list of projects
 - Significant shortfall in funding levels relative to needs
- Agency Objectives
 - State of Good Repair as first priority – keeping system safe, reliable, etc.
 - ZEB Infrastructure at existing bus facilities
 - Clean Transit Advancement Campus (CTAC)
 - ZEB Acceleration (dependent on CTAC)
 - Also potential increase in vehicle requirements in excess of existing levels due to range
 - Service expansion (dependent on CTAC)
- Funding to achieve SGR / new objectives
 - Aggressive grant and earmark campaigns

FY 2024 CIP - Staff Recommendation

That the MTS Board of Directors:

1. Approve the fiscal year 2024 Capital Improvement Program (CIP) with the estimated federal and nonfederal funding levels (Attachments A and B). As the federal appropriation figures are finalized and/or other project funding sources become available, allow the Chief Executive Officer (CEO) to identify and adjust projects for the adjusted funding levels;
2. Recommend that the San Diego Association of Governments (SANDAG) Board of Directors approve the submittal of Federal Section 5307, 5337 and 5339 applications for the MTS fiscal year 2024 CIP (shown in Attachment A);
3. Recommend that the SANDAG Board of Directors approve amendment number 3 of the 2023 Regional Transportation Improvement Program (RTIP) in accordance with the fiscal year 2024 CIP recommendations.



Agenda Item No. 13

MEETING OF THE SAN DIEGO METROPOLITAN TRANSIT SYSTEM BOARD OF DIRECTORS

April 20, 2023

SUBJECT:

Imperial Avenue Terminal (IMT) Transit Center Expansion and Joint Development Project – Exclusive Negotiation Agreement

RECOMMENDATION:

That the San Diego Metropolitan Transit System (MTS) Board of Directors authorize the Chief Executive Officer to enter into an Exclusive Negotiation Agreement with the San Diego Foundation for a potential joint development project at 1313 National Avenue and 1344 National Avenue.

Budget Impact

None. There is no direct cost to MTS for this exclusive negotiation period. Budget impact will be identified if a final agreement is recommended as a result of the exclusive negotiation period.

DISCUSSION:

MTS owns two lots adjacent to its 12th & Imperial transit center – at 1313 National Ave and 1344 National Ave (National Ave Property).





When the property was placed on the market by the prior owners in 2010, MTS purchased it. There was no specific project identified at the time of the purchase. The intent was to hold it as an option for a future, undetermined transit use.

Since its purchase, the National Ave Property has been leased on a short-term basis for public parking, and as a Greyhound inter-city bus terminal. In March 2023, the parking lot portion was fenced and dedicated for short-term MTS employee parking because of construction underway at the Imperial Avenue Division (IAD) bus maintenance facility.

In or about 2018, MTS operations and planning staff identified a need for additional bus bays and more consolidated passenger amenities for bus routes connecting at the Imperial Avenue Transit Center. Currently, bus stops are on public sidewalks near the National Ave Property and the transit center. Some of these locations have no amenities, poor lighting, and limited sidewalk space. In late 2018 and early 2019, feasibility studies were prepared by operations staff and Kimley Horn Associates to evaluate potential consolidation of the National Ave Property and siting of both a transit center expansion and a joint transit-oriented development. The studies identified that the transit center expansion could be accommodated on the site, with room left for an up to 47 story residential or office building.

At that same time, MTS was revamping its joint development program. This effort included drafting of a Joint Development Manual that was approved by the Board on February 12, 2019 (AI 30). The Joint Development Manual sets MTS goals for joint development projects and also provides guidance on how MTS should solicit development partners. For large priority projects, the Manual contemplates a prequalification and competitive request for proposal process. Consistent with the Manual, in December 2019, MTS sought to pre-qualify developers for a

proposed development on the National Ave Property. Unfortunately, no developers submitted qualification packets or expressed interest in the project.

Effective January 1, 2020, amendments to the Surplus Land Act added additional requirements to MTS's joint development process. These requirements include declaration of the property as "surplus land", and noticing of the property's availability to specified affordable housing developers and public agencies. MTS complied with these requirements by declaring the property to be surplus on July 30, 2020 (AI 30) and issuing the required notices on August 21, 2020. No notices of interest were received for the National Ave Property within the time prescribed by the Surplus Land Act. Therefore, MTS's procedural requirements under the Surplus Land Act have been satisfied.

The transit center expansion has remained a priority for MTS planning and operations staff. To that end, staff has sought to identify ways to design, construct, and fund this project. In July 2022, MTS was awarded \$10.92 million in TIRCP funds for the transit center expansion portion of the project. This amount combines with a MTS local match of \$2.75 million in TDA funds, for a total of \$13.65 million funded for this project.

Recently, MTS staff was working on a solicitation to hire a real estate consultant to assist MTS in conducting a new search for a development partner at the National Ave Property location. At the same time, MTS was approached by the San Diego Foundation (the Foundation), a local philanthropic non-profit that works to maximize the impact of charitable giving in the San Diego community. The Foundation's activities include establishing and investing donor-advised funds for individuals, families, companies, and agencies, and grantmaking and partnerships to support nonprofit organizations strengthening the San Diego region. The Foundation recently established a new Housing Impact Fund (the Fund), which aims to raise \$400 million to support and invest in the development and preservation of affordable and workforce housing in the local community. As part of this new program, the Foundation is seeking opportunities to collaborate with government agencies, developers, community organizations, and other partners to support these goals. The Foundation intends to use the Fund to act as an enabler of affordable and workforce housing projects through the provision of lower cost debt and equity capital, and by leveraging its extensive network of resources to provide critical support throughout the lifecycle of each project.

The Foundation was seeking to identify a larger scale project that it could participate in to kick off this new charitable initiative. During discussions between MTS and the Foundation about MTS's own efforts to support the development of affordable and workforce housing in the communities we serve, MTS's vision for the National Ave Property were identified. This transit center expansion joint development project meets all of the goals of both MTS's joint development program and also the vision of the Fund and the Foundation.

Today's proposed action would be for the Board to approve MTS entering into an exclusive negotiation agreement with the Foundation to negotiate the terms of a potential Development and/or Collaboration Agreement that would contract with the Foundation to:

1. Conduct a competitive solicitation process to identify a developer or developers to partner with the Foundation to design, permit, and/or construct a joint development project on the National Ave Property.

2. Establish the required, minimum material terms for a joint development project on the National Ave Property.

Upon completion of negotiations, staff envisions that a Development and/or Collaboration Agreement would be brought back to the Board for approval. If approved, the Foundation would then begin the competitive solicitation process to choose a development partner and further refine the proposed joint development project. Similar to MTS's prior joint development projects, if the minimum material terms and conditions set forth in the Development and/or Collaboration Agreement are met, then MTS would execute a ground lease or other agreement with the Foundation and/or its development partner after the project has completed the final design, permitting, and financing stages.

/S/ Sharon Cooney

Sharon Cooney
Chief Executive Officer

Key Staff Contact: Julia Tuer, 619.557.4515, Julia.Tuer@sdmts.com

Attachment: A. San Diego Foundation Concept Memo



12th and Imperial Transit Center Expansion and Transit-Oriented Development Project

Concept Memo

April 20, 2023



San Diego Foundation
Suite 200
2508 Historic Decatur Road
San Diego, CA 92106

Telephone +1 619-235-2300
www.sdfoundation.org

April 20, 2023

Ms. Sharon Cooney, Chief Executive Officer and the Board of Directors
San Diego Metropolitan Transit System
1255 Imperial Avenue, Ste. 1000
San Diego, CA 92101

Dear Ms. Cooney and the Board,

Following our recent discussions, the San Diego Foundation (SDF or the Foundation) is delighted to submit this concept memo (Memo) which details a proposed framework for collaboration between the Foundation and San Diego Metropolitan Transit System (MTS or Agency) on the 12th and Imperial Transit Center Expansion and Transit-Oriented Development Project (the Project).

We understand that MTS has an ambitious vision for the Project, including a revitalization of the existing transit center (Transit Center redevelopment) and the activation and integration of two adjacent sites to create a vibrant transit-oriented development (TOD). We further understand that one of the cornerstone components of MTS' vision for the Project is the meaningful inclusion of affordable and workforce housing.

SDF recently established the Housing Impact Fund (HIF or the Fund) to address the housing affordability crisis facing our region. To this end, the Fund intends to deploy upwards of \$400 million of private and philanthropic capital into projects that create and preserve much needed affordable and workforce housing. Our objective in seeking to partner with MTS on the Project is twofold. Firstly, to help to enable the Project via the opportunity to deploy the HIF's capital alongside a mission aligned partner. Secondly, to participate in the creation of a sustainable, equitable and unique project that promises to activate a historically underutilized part of our downtown for the benefit of all San Diegans.

Through our proposal, we are seeking to establish a true "win-win" partnership through the alignment of our shared interests. The central components of our proposal and anticipated key benefits include:

1. SDF will run an agreed to "developer competition" and share in those costs with the Agency. The outcome of this competitive process will be the procurement of a vision aligned, technically capable and financially sound developer partner(s) to deliver the transit center and mixed-use development.
2. SDF will contribute material philanthropic funds (in the form of debt or equity) to the project which will help to fulfill SDF mission to deliver affordable and workforce housing and MTS' goals for a vibrant mixed-use transit and affordable housing development that meets their minimum affordable housing requirements.
3. SDF will continue to contribute to the success of the Project by assisting in the pursuit of funding and financing opportunities that can have a material impact on the volume of

affordable and workforce housing that can be developed at the Project – for instance, SDF will pursue opportunities with the Build America Bureau to bring federal financing sources to the Project and to leverage the Project’s location within a Qualified Opportunity Zone (QOZ).

4. Both the SDF and MTS have common goals for inclusive developments. Both the parties understand the need for community and stakeholder engagement to deliver a project that addresses community needs like child-care, and one that integrates with surrounding developments like the Tailgate Park development.

In the spirit of collaboration in which this Memo is intended, the Foundation is committed to reaching mutually acceptable terms of an exclusive negotiation agreement. We would be delighted to field any feedback or questions you might have on its content and would welcome the opportunity to discuss with you further.

Sincerely,

Mark Stuart
President and Chief Executive Officer

Contents

1.0 – Purpose	1
2.0 – Background to The San Diego Foundation and the Housing Impact Fund	2
3.0 - Project Vision and Our Understanding of MTS' Objectives	3
4.0 - Proposed Partnership Approach and Roles and Responsibilities	4
5.0 - Alignment with MTS' Objectives and Next Steps	6

1.0 - Purpose

The purpose of this concept memo (Memo) is to communicate the San Diego Foundation's (SDF or the Foundation) strong interest in partnering with the San Diego Metropolitan Transit System (MTS or Agency) to develop and deliver the 12th & Imperial Transit Center Project. In expressing that interest, the Memo also will demonstrate the Foundation's:

- Mission and mandate, including background on the Housing Impact Fund (HIF) which was established to enable critical affordable and workforce housing projects in the San Diego region;
- Alignment to MTS' commitment to creating inclusive, vibrant, and environmentally sustainable communities which are transit- and pedestrian-oriented, and will facilitate economic growth and create stronger communities;
- Understanding of MTS' vision and objectives for the Project;
- Proposed approach for collaborating with MTS on the Project, including the Foundation leading a 'developer competition' to procure a mission-aligned developer (or developer consortium) with the requisite skills, experience, and financial aptitude to deliver the Project.
- Commitment to deploy a meaningful amount of capital from the HIF to enable the Project;
- Anticipated roles and responsibilities for each of MTS, SDF, and the to-be-selected developer, and;
- Proposed next steps towards formalizing the proposed arrangement in an exclusive negotiation agreement (ENA) or similar.

We trust you will find consideration of this Memo a valuable exercise and we are tremendously excited about the prospect of partnering with MTS on this important project for San Diego.

2.0 – Background to The San Diego Foundation and the Housing Impact Fund

San Diego Foundation Background

Established in 1975 as a community foundation/public charity, the San Diego Foundation inspires enduring philanthropy and enables community solutions to improve the quality of the region. Since our founding, we have granted more than \$1.4 billion to nonprofits and the San Diego region in partnership with donors and community partners.

The Foundation maximizes the impact of charitable giving by establishing and investing donor-advised funds for individuals, families, companies, and agencies, and with grantmaking and partnerships to support nonprofit organizations strengthening the San Diego region. We adhere to a deeply ethical approach to philanthropy, one that holds ourselves accountable to being a trustworthy partner and to approaching our work with humility and respect for the expertise of the communities we serve and of the government, nonprofit, business sectors, and individuals with whom we collaborate.

The Housing Impact Fund

The Housing Impact Fund (HIF or the Fund) is an innovative private permanent capital fund sponsored by San Diego Foundation. The Fund seeks to leverage public, private, and philanthropic dollars to invest in critically needed low-income, affordable, and workforce housing assets while simultaneously generating returns, tax benefits, and/or other economic and non-economic benefits for its investors. HIF will invest in projects across the San Diego region that meet the following criteria: equitable, sustainable, and community-focused housing that support good jobs for working families.

The Fund has set ambitious targets, including a fundraising goal of \$400 million, and the development of 10,000 affordable and workforce housing units. The development, and preservation, of affordable and workforce assets faces a number of challenges, particularly in high-cost regions such as San Diego. Through collaboration with government agencies, developers, community organizations, and other partners, the Fund seeks to act as an enabler for these projects through the provision of lower cost debt and equity capital, and by leveraging its extensive network of resources to provide critical support throughout the lifecycle of each project.

The Fund recently closed its first investment, [providing a \\$2 million loan](#) to enable the development of 64 senior housing units as part of the ‘Kettner Crossing’ project in Little Italy.

Financial Profile

Through careful ongoing stewardship and unwavering commitment to our fiduciary duties, the Foundation is in a strong financial position to support our ongoing initiatives. Per our most recent financial statements issued for the fiscal year ending June 30, 2022, the Foundation had net assets of \$1.3 billion, including approximately \$150 million in cash and cash equivalents. Further information on our financial position, including audited financial statements, can be found on our [website](#).

3.0 – Project Vision and Our Understanding of MTS’ Objectives

MTS has an ambitious vision for the 12th and Imperial Transit Center Expansion Project. The ambitions are reflective of the Project’s landmark location at 1255 Imperial Ave, San Diego, CA 92101 (the Site), the importance of the Transit Center redevelopment and TOD to the overall MTS network and its goals to reduce reliance on vehicles, and the potential community impact that may be realized by activating the Agency’s proximate land interests through transit-oriented development.

Located southeast of Downtown San Diego and the Gaslamp Quarter, the Site has a unique opportunity to serve as a catalyst for revitalization of the immediately surrounding area. It’s footprint and the presence of the Transit Center make it well-suited to becoming the ‘connective tissue’ between the ongoing development around the San Diego Padres ‘Tailgate Park’ and the underserved Barrio Logan neighborhood to the south. Through consolidation of the Transit Center Site and surrounding parcels, there is an opportunity to deliver a vibrant ‘placemaking’ project that stimulates economic activity, creates sustainable jobs, enhances transit equity, and delivers much needed affordable, workforce, and market rate housing at scale.

Based on prior discussions with MTS, we understand key objectives for the Project include:

- Revitalizing the existing 12th and Imperial Transit Center, which has grown to be the busiest within the MTS network and is facing significant challenges to keep up with demand, and expanding transit capacity;
- Delivering a sustainable, equitable, and vibrant TOD project that includes a combination of market rate housing, affordable housing, workforce housing, office and/or childcare;
- Taking advantage of the Site’s location and configuration to deliver meaningful community impact, ranging from the provision of amenities such as parks or open spaces as well as space for on-site community programming such as a childcare center.
- Driving transit usage, resulting in both direct and indirect revenue for MTS and a reduction in vehicle miles travelled, consistent with the City of San Diego and State of California’s climate goals;
- Conducting an appropriately competitive process to solicit developer partners consistent with the Agency’s procurement requirements;¹
- The payment of prevailing wages and the use of skilled labor or a project labor agreement; and²
- An approach to funding and financing the Project which minimizes MTS’ required contributions and leverages available public and private financing sources in its delivery. MTS to include utilization of the Transit and Intercity Rail Capital Program grant and the California Transport Development Act funding and any other funding necessary to deliver the Transit Center redevelopment.

As we have studied the Site and MTS’ vision for it, we believe this Project offers a uniquely well-aligned opportunity for SDF and MTS to collaborate.

¹ We understand that MTS is ideally seeking to identify a developer, or a consortium of developers, to deliver both the transit center expansion and the TOD component.

² Per the requirements of MTS Policy 18, 7/25/19.

4.0 – Proposed Partnership Approach and Roles and Responsibilities

In seeking to partner with MTS, the Foundation's primary objective is to deploy HIF capital into a project that will deliver much needed affordable housing, workforce housing, and community facilities. Our concept for a partnership has been crafted after careful consideration of MTS' stated objectives for the Project and is summarized as follows:

- Subject to mutual agreement between the MTS and SDF, responsibility for an agreed-to procurement and approval of a developer for the Project will be conveyed to SDF in the form of a pre-development or similar agreement. This conveyance will also include provisions to ensure SDF has the option to deploy debt or equity capital into the Project as well as exit and handover provisions.
- SDF will run a developer competition to select a financially capable, experienced, and vision-aligned developer (or consortium of developers).³ The cost for administering this process will be shared by the parties.
- While SDF will administer and lead the competitive process, we expect that our partnership framework will provide MTS with a "voice at the table" throughout the procurement process.⁴ This will include, for example, the ability to provide input on any "mission-critical" matters for MTS, such as the development program (i.e., on the uses of the site), design elements and/or transit components.
- Of note, SDF will, at a minimum, require a development program that incorporates high residential density and reflects affordable housing requirements of the MTS' TOD program and SDF's objectives to deliver meaningful workforce housing into the Project.⁵
- Depending on the final capital structure for the Project, SDF will provide meaningful debt or equity capital.
- Following developer procurement, SDF will assist in pursuing funding and financing opportunities that can have a material impact on the volume of affordable and workforce housing that can be developed at the Project. For example, SDF will pursue opportunities with the Build America Bureau to bring federal financing sources to the Project and to leverage the Site's location within a QOZ.
- SDF will remain engaged and provide ongoing support throughout the procurement process for the Project and beyond.

³ Further details regarding our proposed approach to the developer competition are included in Appendix 1 to this Memo.

⁴ The procurement process will also factor in MTS' procurement guidelines and as well as any applicable state and federal procurement requirements (e.g., those associated with the existing TIRCP grant).

⁵ Per MTS Policy 18, para. 18, 7/25/19 – this entails a set aside of 20% of units for very low (<50% Average Median Income (AMI)) and low (51-80% AMI) income households.

Further details regarding anticipated roles and responsibilities under our proposal are included in the table that follows:

Task	MTS	SDF	Developer
Project development		✓	✓
Land conveyance for the Project	✓		
Transit Center redevelopment funding	✓		
Site preparation and entitlements	✓		
Acquisition of fee interest in National Avenue	✓		
Obtaining environmental clearance(s) for the Site	✓		
Community engagement plan		✓	
Community engagement convening	✓	✓	
Developer competition		✓	
Developer procurement		✓	
Equity/debt investment		✓	✓
Funding and financing procurement		✓	✓
Federal financing alternatives	✓	✓	✓
Architecture and engineering procurement			✓
General Contractor (GC) procurement and management			✓
Project delivery oversight, monitoring, and reporting			✓
Property operations			✓

5.0 – Alignment with MTS’ Objectives and Next Steps

We believe the proposal as outlined above offers the opportunity for a true ‘win-win’ partnership. While the Foundation will have the opportunity to contribute material philanthropic funds towards the Project, it will also provide MTS with a number of important benefits to advance its objectives for the Project and mission more broadly, including:

- ✓ Alignment on vision to deliver critical affordable and workforce housing and community facilities into the market within a sustainable, equitable, and vibrant mixed-use TOD;
- ✓ A competitive developer procurement process conducted as a shared cost to the Agency that will still allow for, and actively seek, MTS input;
- ✓ An upfront commitment from SDF to provide competitively priced, flexible capital into the Project. It is anticipated that this will help to spur greater interest and competition from the local and national developer community;
- ✓ Ongoing support for the Project provided by SDF and its external advisors, including helping to source funding and financing that will enable financial feasibility of the Project and assist in maximizing the affordable and workforce housing density on site; and
- ✓ Partnership with a pillar of the San Diego community that has helped to deliver more than \$1.4 billion in private and philanthropic funding to improve the lives of San Diegans.

MTS Imperial Avenue Transit Center Expansion TOD Project -Exclusive Negotiation Agreement

April 20, 2023

Agenda Item 13

MTS TOD Program

- Revamped in 2019
 - Provided better direction to Developers on MTS needs & process
 - Prioritized:
 - Increased density for residential projects on MTS TOD sites
 - 20% affordable/rent restricted
 - Transit operational needs at each site must be met
 - Analyze replacement parking needs / reduce parking to accommodate TOD
 - Required:
 - Payment of prevailing wage for construction phase
 - Use of skilled labor or project labor agreement



April 16, 2019

Metropolitan Transit System
1255 Imperial Avenue, Suite 1000
San Diego, CA 92101-7490

MTS TOD Program

Since 2019:

- 376 homes under construction
- 590 homes @ permitting/financing stage
- 1257+ homes @ negotiation stage
- 57% rent restricted

MTS TOD Projects - Residential Units (date opened)	Occupied	Under Construction	Under DDA	Under Negotiation	Future Sites	# of Rent Restricted homes*
Morena Linda Vista Station (2007)	185					18
Grossmont Station - Fairfield (2010)	527					80
62nd Street Station - Amcal/Villa Encantada (2018)	67					67
Grantville - Greystar (2023)		250				5
Grantville - Affirmed (2023)		126				125
Palm Avenue Station - National CORE and Malick Infill			390			390
Beyer Boulevard Station - Affirmed			100			99
Rancho Bernardo Station - Affirmed			100			99
E Street Station/Joint RFP with City of CV parcel (750 E Street and 707 F Street)				806		265
El Cajon Transit Center				299		122
Spring Street Station				152		152
Palomar Station				XXX		
24th Street Station				XXX		
12th & Imperial Expansion Site (Downtown SD)					?	
70th Street Station (La Mesa)					?	
Amaya Station (La Mesa)					?	
Massachusetts Ave Station (Lemon Grove)					?	
H Street (Chula Vista)					?	
TOTALS	779	376	590	1257		1,422
				TOTAL UNITS		3,002

*Most 100% affordable projects include one market rate manager's unit; exact count to be confirmed at construction stage



San Diego Foundation

- Local philanthropic non-profit working to maximize impact of charitable giving in San Diego community
 - Establishes and invests donor-advised funds (~\$1.4 Billion in giving since 1975)
 - Grants and partnerships to support local nonprofit organizations or efforts
- *Housing Impact Fund*
 - To help address housing affordability crisis in San Diego region
 - Goal: up to \$400 million of private and philanthropic capital to deploy into projects that create and preserve affordable and workforce housing
 - SDF seeking demonstration project to kick off this new housing initiative

12th & Imperial Transit Center Expansion & TOD Project



12th & Imperial Area



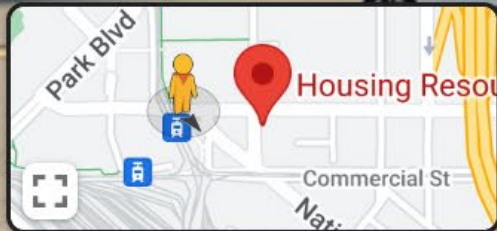
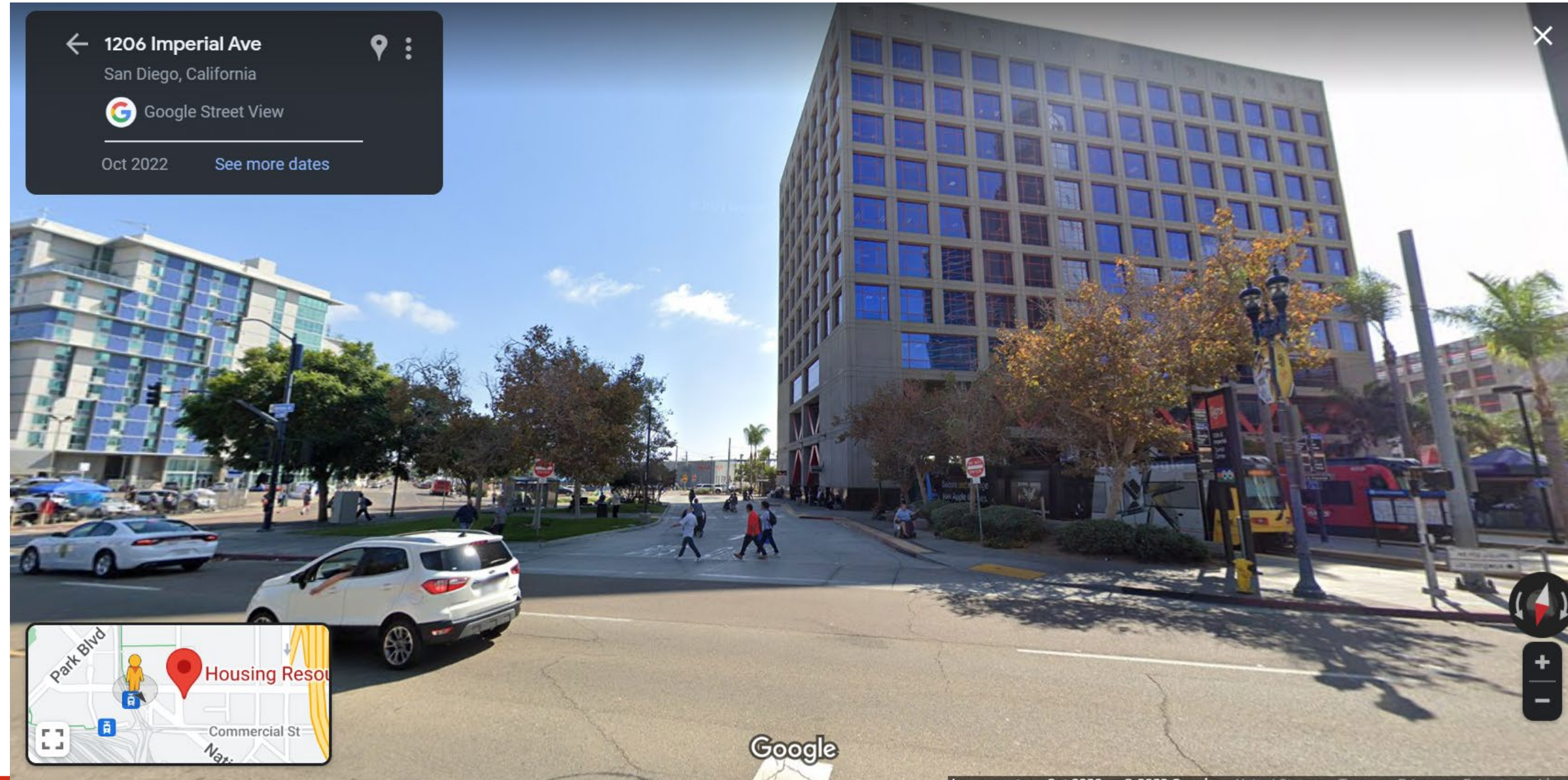
← 1206 Imperial Ave



San Diego, California



Oct 2022

[See more dates](#)







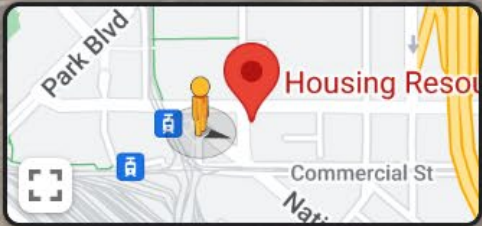
← 42 13th St

San Diego, California

 Google Street View

Oct 2022

[See more dates](#)



Google

Image capture: Oct 2022 © 2023 Google United States [Terms](#) [Privacy](#) [Report a problem](#)

Overall Project Need/Concept

- 12th & Imperial is MTS's largest transit center
 - All 3 trolley lines (31,000 avg weekday trolley trip ends)
 - 4 major bus routes (4,700 avg weekday trip ends)
- Not enough space
 - Amenities for transit passengers
 - Safety/services for passengers and employees
- Maximize transit center expansion
 - Reconfigure traffic flows
 - Expand platforms and bus bays
 - Improve storm water facilities (history of flooding)
 - Create developable pad for transit-oriented development project

PROJECT FUNDING

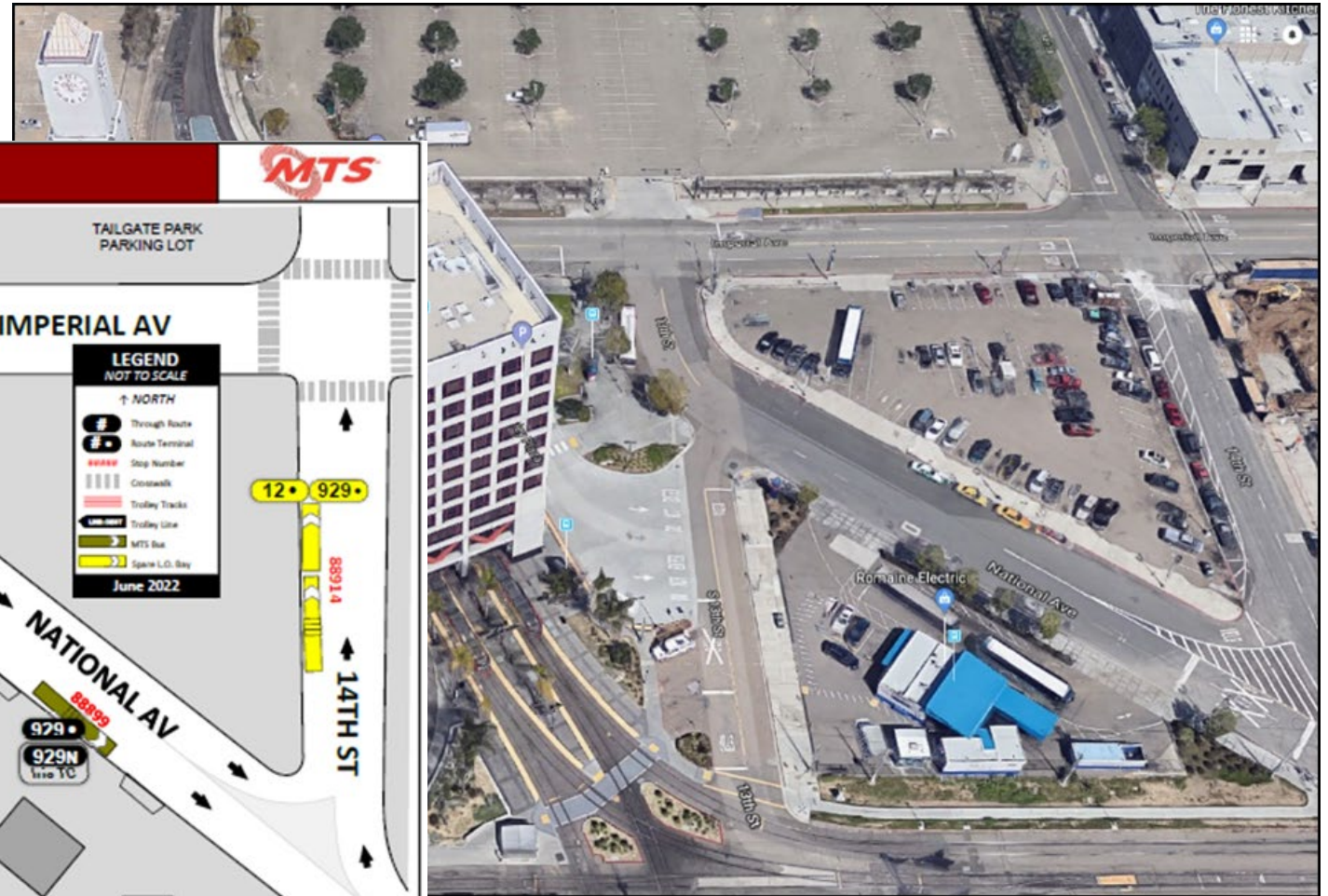
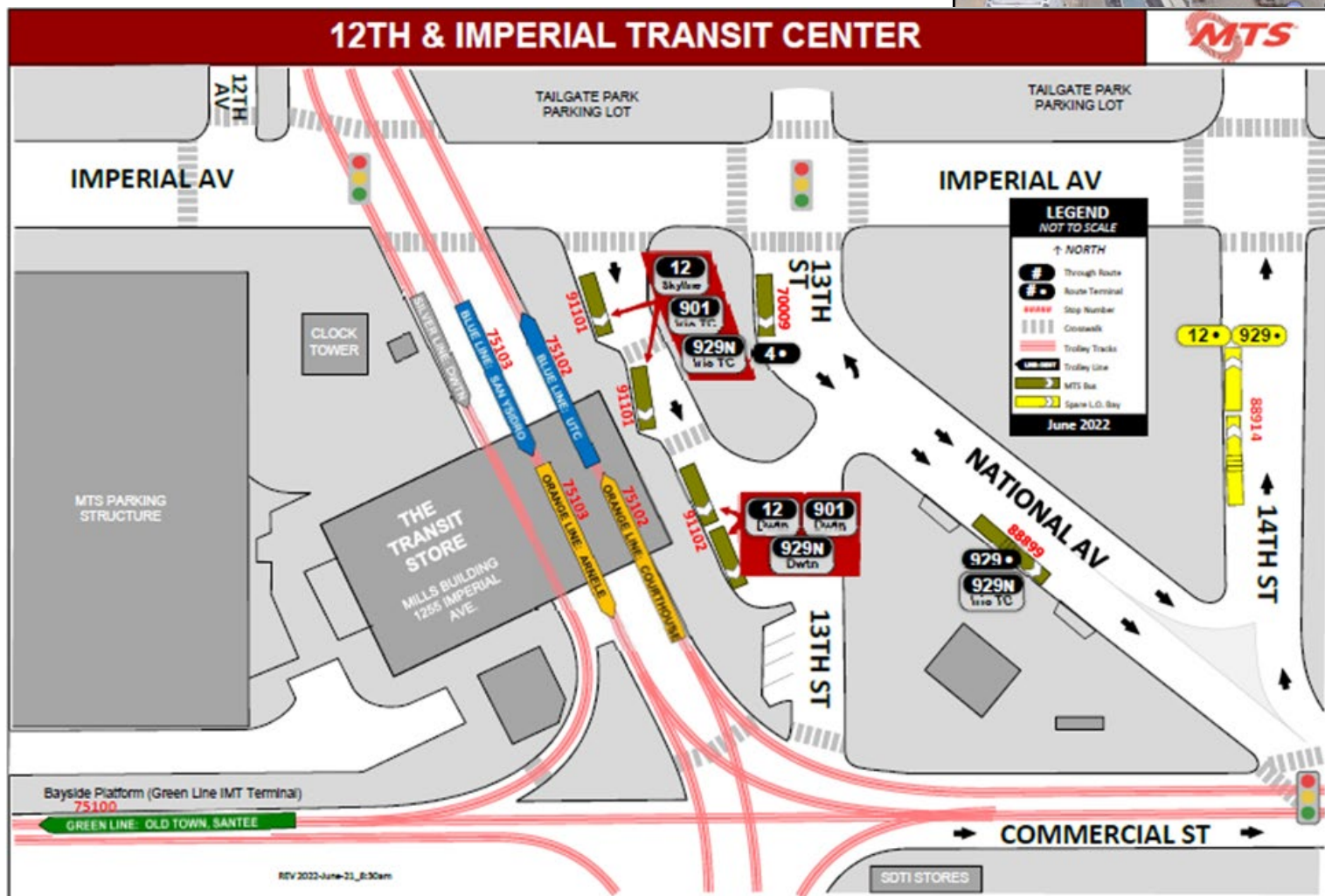
- July 2022: MTS awarded \$10.92 million TIRCP grant towards transit center expansion portion of project (plus \$2.73 million in MTS TDA funds) (\$13.65 million total)
- Property is in a federal Opportunity Zone
 - Investments entitled various tax incentives
- Federal TIFIA Loan Program
 - Requires compliance with other federal requirements (NEPA, Buy America, Civil Rights, etc)
- Other typical funding sources (to be identified by development partner)

PROJECT CONCEPT

MTS plans to seek TOD partner to construct transit center project AND develop the newly created TOD site

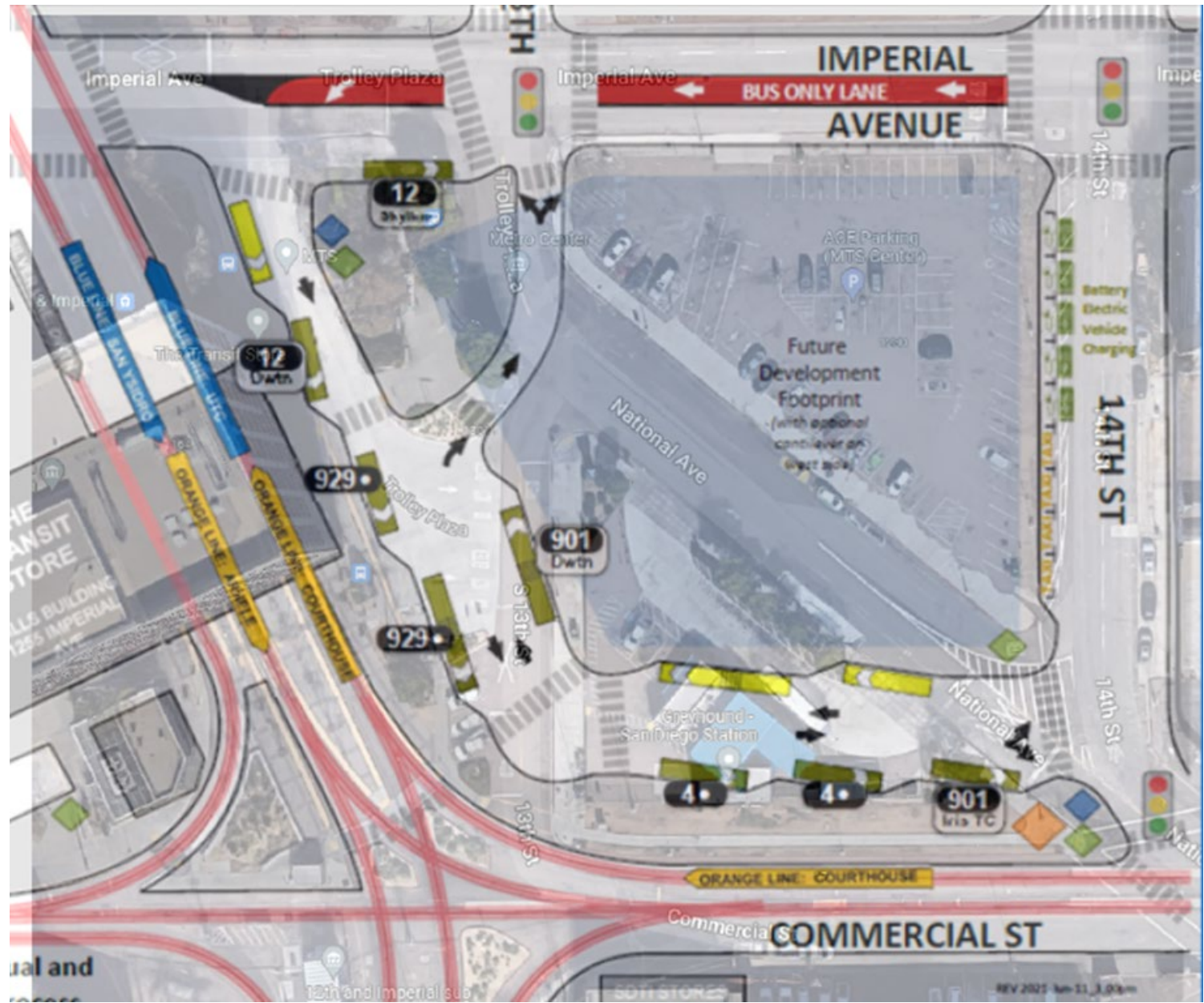
- Concepts being explored:
 - Childcare (if ground floor space can be configured with adequate outdoor space and an operational partner can be identified)
 - Affordable Housing (<80% AMI)
 - Workforce Housing (80-120% AMI)
 - Market Rate Housing
 - Office
 - Will comply with AB 1486 (site already noticed in August 2020 with no notices of interest received)

Current Status

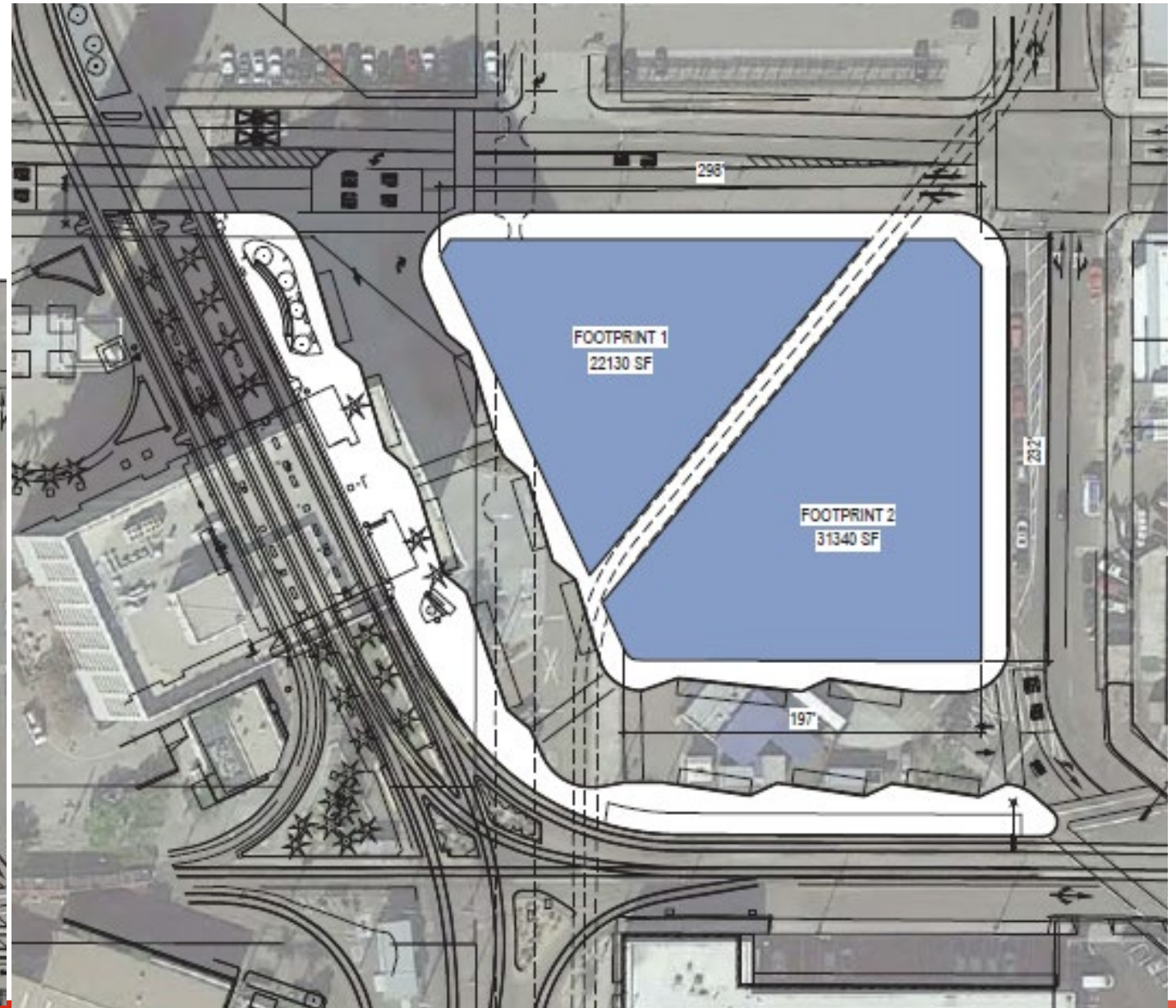
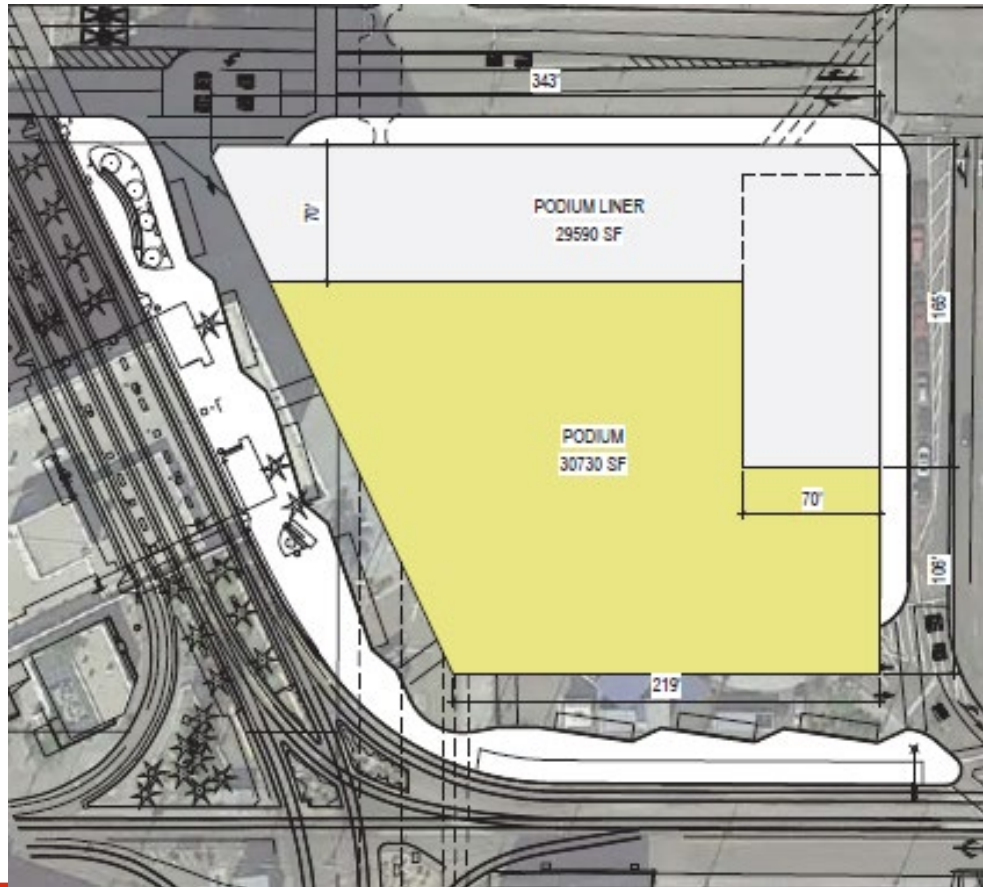


Conceptual Site Plan

- Relocate & Repurpose National Ave to a Expanded Transit Center along South/West edges of site
- Create pad for TOD project



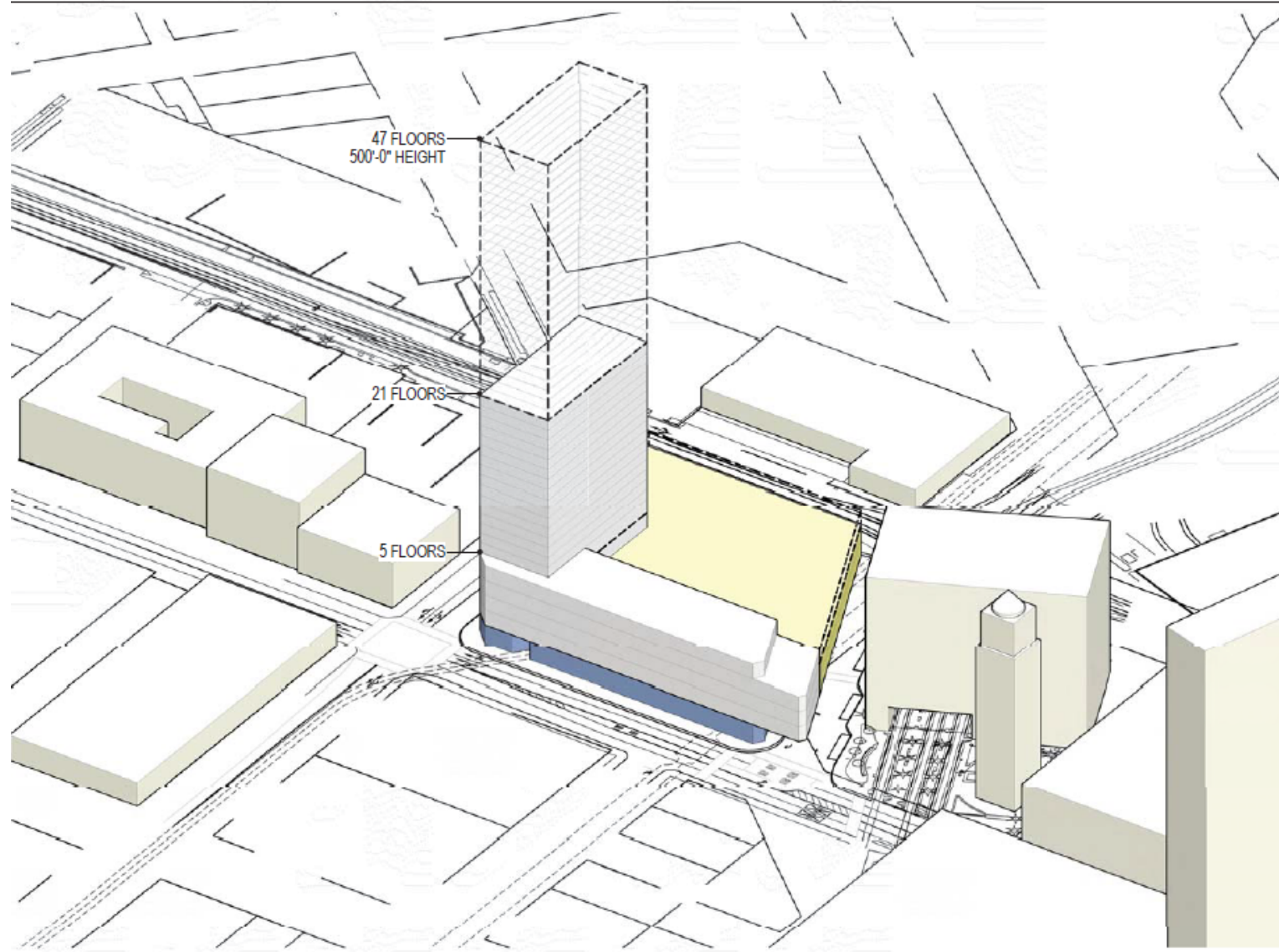
Massing Studies for TOD Project



1.3 to 1.76 acre
TOD footprint (if
deck over bus
lanes)

5-story podium

up to 47-story
tower



OPTION A - 6.0 FAR / 10.0 FAR

DEVELOPMENT AREA - 76,589 SF / 1.76 ACRE

PODIUM LINER 70' x 343' @ 4 FLOORS
32 UNITS @ 4 FLOORS
TOWER 1 70' x 150' @ 21 / 47 FLOORS
12 UNITS @ 21 / 47 FLOORS

6.0 FAR - 459,534 SF / 10.0 FAR - 765,890 SF
6.0 FAR - 275 UNITS / 10.0 FAR - 500 UNITS

	6.0 FAR / 10.0 FAR
LEVEL 1	53,470 SF
LEVELS 2 - 3	60,320 SF
LEVEL 4	29,590 / 60,320 SF
LEVEL 5	26,480 SF
LEVELS 6-21	10,500 SF
LEVELS 22-47	0 / 10,500 SF
TOTAL	458,500 / 762,230 SF


2270453901




Kimley-Horn & Associates, Inc.

OPTION A - MASSING
SDMTS National Avenue TOD

1/2/19



2 STREET LEVEL VIEW FROM 14 + IMPERIAL
POC27



1 STREET LEVEL VIEW FROM 12 + IMPERIAL
POC27

2270453901



Kimley-Horn & Associates, Inc.

OPTION A - PERSPECTIVE
SDMTS National Avenue TOD

12/21/18

MTS Seeking Joint Development Partner & San Diego Foundation Seeking a Project

- MTS Seeking TOD partner to complete entire project:
 - Transit Center Expansion
 - TOD Concept
- San Diego Foundation seeking a project that it can partner on:
 - MTS IMT Project
 - SDF to run a Developer Competition
 - Identify a development partner for SDF and MTS that meets the agencies vision, policy goals, technical capacity, and financial requirements.
 - SDF will contribute material philanthropic funds (debt/equity) to the project to deliver the affordable/workforce housing and mixed-use transit station expansion
 - SDF will assist with implementation of the project, including the pursuit of funding and financing opportunities available to maximize the density

Proposed Action: Approve ENA with SD Foundation

- Authorize CEO to execute Exclusive Negotiation Agreement with SDF to negotiate proposed terms of an agreement for SDF to take the lead on identifying a development partner
 - Developer Competition process and selection criteria
 - Minimum required project components
 - Material Terms of long term ground lease/joint development
 - MTS review and approval rights of final project
 - SDF funding/assistance commitments

Other Next Steps in Pursuit of IMT Project

- SDF is applying for grants, including some that might provide additional funding for the IMT project
- MTS working with City on street vacation process/acquire National Ave fee interest
- Evaluate CEQA/NEPA approval process
 - Confirm exemptions available under each
 - NEPA certification would allow project to access federal \$\$ (e.g. TIFIA loans and other programs)
- Confirm any other state or federal requirements related to IMT Project



Agenda Item No. 15

MEETING OF THE SAN DIEGO METROPOLITAN TRANSIT SYSTEM BOARD OF DIRECTORS

April 20, 2023

SUBJECT:

Chief Executive Officer's Report

INFORMATIONAL

In accordance with Board Policy No. 52, "Procurement of Goods and Services," attached are listings of contracts, purchase orders, and work orders that have been approved within the CEO's authority (up to and including \$150,000) for the period March 8, 2023 – April 12, 2023.

*Also attached is a report of a non-competitive contract award under "immediate remedial measures" exception.

CEO TRAVEL REPORT (since last Board meeting)

N/A

BOARD MEMBER TRAVEL REPORT (since last Board meeting)

N/A



EXPENSE CONTRACTS				
Doc #	Organization	Subject	Amount	Day
PWG225.10-17	COMFORT MECHANICAL	TIME EXT	\$68,023.14	3/13/2023
G2151.4-18	EDCO	AMD 4 INCREASE REV1	\$13,200.88	3/15/2023
G2714.0-23	MTS TAMT IO SDRWCQB	COST RECOVERY AGREEMENT	\$10,250.00	3/17/2023
PWG324.0-21JOC-25	ABCGC	JOLLEY TROLLEY ANTENNA REMOVAL	\$14,463.83	3/17/2023
PWG347.0-22JOC-07	ABCGC	LA MESA BOLLARD	\$23,489.87	3/17/2023
G2700.0-23	NEWMAN SIGN INC	NEW SIGNS	\$41,887.38	3/22/2023
PWG347.0-22JOC347-11	ABCGC	IAD LEAK EMERGENCY	\$13,586.47	4/3/2023
G0930.17-04.91.2	SANDAG	SOW91.2 - ADD FUNDS	\$51,000.00	4/5/2023
G2742.0-23	MCS	SPONSORSHIP AGREEMENT 2023	\$500.00	4/11/2023

REVENUE CONTRACTS AND MOUs				
Doc #	Organization	Subject	Amount	Day
L5852.0-23	AIRX NCTD	264.05-0223 JROE UTILITY POTHOLING TAYLOR ST	\$969.16	3/10/2023
M6786.0-23	NEW BLACK CREATIVE	ROE FILMING SDSU STATION	\$750.00	3/10/2023
L6792.1-20	SANDAG	249.00267.50-0123 JROE BIKE LOCKERS	\$750.00	3/15/2023
L6784.3-19	TY LIN INT	251.0-253.0-0323 JROE LOSSAN	\$750.00	3/15/2023
L1636.0-23	CUREBOUND	ROE PEDAL THE CAUSE 2023	\$750.00	3/15/2023
S200-23-802	REDZONE	ROE ORANGE LINE SEWER INSPECTIONS	\$1,041.45	3/22/2023
S200-23-809	MCIMETRO ACESS	LICENSE CIVIC CENTER DR FIBER	\$1,500.00	3/23/2023
L6825.0-23	HAZARD CON	249.10-0223 JROE ROSELLE ST	\$861.87	3/23/2023
L1640.0-23	SUNSAFE WINDOWS	SMART CORNER PROJECT	\$750.00	3/27/2023
L1638.0-23	ESSENTIAL BUSINESS SVCS	ROE PARK BLVD BUILDING IMPROV	\$1,113.74	4/3/2023
S200-23-797	COASTAL COMM	ROE CIVIC CENTER DR CONDUIT	\$969.16	4/3/2023
M6784.0-23	CLARK CONSTRUCTION	RIVERWALK SEWER CONNECTION	\$969.16	4/10/2023

Purchase Orders							
PO Number	PO Date	Name	Prime Business Certification	Material Group	PO Value	DBE Subcontracted Amount	Non DBE Subcontracted Amount
4400002285	3/8/2023	ODP Business Solutions, LLC		G200-OFFICE SUPPLIES	\$ 34.88	-	-
4400002286	3/10/2023	ODP Business Solutions, LLC		G200-OFFICE SUPPLIES	\$ 389.29	-	-
4400002287	3/14/2023	ODP Business Solutions, LLC		G200-OFFICE SUPPLIES	\$ 130.11	-	-
4400002288	3/14/2023	ODP Business Solutions, LLC		G200-OFFICE SUPPLIES	\$ 275.78	-	-
4400002289	3/14/2023	ODP Business Solutions, LLC		G200-OFFICE SUPPLIES	\$ 88.52	-	-
4400002290	3/15/2023	Mcmaster-Carr Supply Co		G130-SHOP TOOLS	\$ 469.87	-	-
4400002291	3/16/2023	ODP Business Solutions, LLC		G200-OFFICE SUPPLIES	\$ 147.07	-	-
4400002292	3/16/2023	ODP Business Solutions, LLC		G200-OFFICE SUPPLIES	\$ 47.09	-	-
4400002293	3/16/2023	W.W. Grainger Inc		G120-SECURITY	\$ 293.78	-	-
4400002294	3/16/2023	ODP Business Solutions, LLC		G200-OFFICE SUPPLIES	\$ 262.05	-	-
4400002295	3/17/2023	ODP Business Solutions, LLC		I110-INFORMATION TECH	\$ 318.50	-	-
4400002296	3/17/2023	ODP Business Solutions, LLC		G200-OFFICE SUPPLIES	\$ 52.33	-	-
4400002297	3/17/2023	W.W. Grainger Inc		G130-SHOP TOOLS	\$ 51.33	-	-
4400002298	3/17/2023	ODP Business Solutions, LLC		G200-OFFICE SUPPLIES	\$ 21.10	-	-
4400002299	3/17/2023	ODP Business Solutions, LLC		G200-OFFICE SUPPLIES	\$ 325.54	-	-
4400002300	3/17/2023	W.W. Grainger Inc		G180-JANITORIAL SUPPLIES	\$ 62.23	-	-
4400002301	3/20/2023	ODP Business Solutions, LLC		G200-OFFICE SUPPLIES	\$ 355.47	-	-
4400002302	3/20/2023	ODP Business Solutions, LLC		G200-OFFICE SUPPLIES	\$ 38.76	-	-
4400002303	3/20/2023	ODP Business Solutions, LLC		G200-OFFICE SUPPLIES	\$ 104.70	-	-
4400002304	3/21/2023	W.W. Grainger Inc		G190-SAFETY/MED SUPPLIES	\$ 652.70	-	-
4400002305	3/21/2023	ODP Business Solutions, LLC		G200-OFFICE SUPPLIES	\$ 133.10	-	-
4400002306	3/22/2023	W.W. Grainger Inc		G150-FASTENERS	\$ 214.93	-	-
4400002307	3/22/2023	ODP Business Solutions, LLC		G200-OFFICE SUPPLIES	\$ 551.26	-	-
4400002308	3/22/2023	ODP Business Solutions, LLC		G200-OFFICE SUPPLIES	\$ 323.63	-	-
4400002309	3/22/2023	W.W. Grainger Inc		G130-SHOP TOOLS	\$ 730.50	-	-
4400002310	3/22/2023	ODP Business Solutions, LLC		G200-OFFICE SUPPLIES	\$ 463.85	-	-
4400002311	3/22/2023	ODP Business Solutions, LLC		G200-OFFICE SUPPLIES	\$ 568.83	-	-
4400002312	3/22/2023	ODP Business Solutions, LLC		G200-OFFICE SUPPLIES	\$ 116.57	-	-
4400002313	3/23/2023	W.W. Grainger Inc		G130-SHOP TOOLS	\$ 2,376.04	-	-
4400002314	3/24/2023	W.W. Grainger Inc		G190-SAFETY/MED SUPPLIES	\$ 221.81	-	-
4400002315	3/24/2023	ODP Business Solutions, LLC		G200-OFFICE SUPPLIES	\$ 219.90	-	-
4400002316	3/24/2023	ODP Business Solutions, LLC		G200-OFFICE SUPPLIES	\$ 147.08	-	-
4400002317	3/27/2023	Mcmaster-Carr Supply Co		G150-FASTENERS	\$ 55.94	-	-
4400002318	3/27/2023	ODP Business Solutions, LLC		G200-OFFICE SUPPLIES	\$ 108.43	-	-
4400002319	3/27/2023	ODP Business Solutions, LLC		G200-OFFICE SUPPLIES	\$ 59.25	-	-
4400002320	3/27/2023	ODP Business Solutions, LLC		G200-OFFICE SUPPLIES	\$ 38.48	-	-
4400002321	3/28/2023	ODP Business Solutions, LLC		G200-OFFICE SUPPLIES	\$ 12.87	-	-
4400002322	3/28/2023	W.W. Grainger Inc		G190-SAFETY/MED SUPPLIES	\$ 652.70	-	-
4400002323	3/29/2023	Mcmaster-Carr Supply Co		G150-FASTENERS	\$ 58.03	-	-
4400002324	3/29/2023	ODP Business Solutions, LLC		G200-OFFICE SUPPLIES	\$ 135.04	-	-
4400002325	3/30/2023	W.W. Grainger Inc		F180-BUILDING MATERIALS	\$ 411.69	-	-
4400002326	4/3/2023	Mcmaster-Carr Supply Co		G140-SHOP SUPPLIES	\$ 168.52	-	-
4400002327	4/3/2023	ODP Business Solutions, LLC		G200-OFFICE SUPPLIES	\$ 176.98	-	-
4400002328	4/3/2023	W.W. Grainger Inc		T110-TRACK, RAIL	\$ 123.21	-	-
4400002329	4/3/2023	ODP Business Solutions, LLC		G200-OFFICE SUPPLIES	\$ 72.98	-	-

Purchase Orders							
PO Number	PO Date	Name	Prime Business Certification	Material Group	PO Value	DBE Subcontracted Amount	Non DBE Subcontracted Amount
4400002330	4/4/2023	ODP Business Solutions, LLC		G200-OFFICE SUPPLIES	\$ 47.18	-	-
4400002331	4/10/2023	ODP Business Solutions, LLC		G200-OFFICE SUPPLIES	\$ 308.70	-	-
4400002332	4/11/2023	Mcmaster-Carr Supply Co		M120-OVRHEAD CATENARY SYS	\$ 164.97	-	-
4400002333	4/11/2023	ODP Business Solutions, LLC		G200-OFFICE SUPPLIES	\$ 570.69	-	-
4400002334	4/12/2023	W.W. Grainger Inc		G170-LUBRICANTS	\$ 63.03	-	-
4400002335	4/12/2023	ODP Business Solutions, LLC		M140-WAYSIDE SIGNALS	\$ 188.50	-	-
4500052973	3/8/2023	Transit Holdings Inc		B140-BUS CHASSIS	\$ 803.21	-	-
4500052974	3/8/2023	Cummins Pacific LLC		B200-BUS PWR TRAIN EQUIP	\$ 186.46	-	-
4500052975	3/8/2023	Transit Holdings Inc		B130-BUS BODY	\$ 3,184.02	-	-
4500052976	3/8/2023	Transit Holdings Inc		B200-BUS PWR TRAIN EQUIP	\$ 428.46	-	-
4500052977	3/8/2023	Siemens Mobility, Inc.		R120-RAIL/LRV CAR BODY	\$ 574.58	-	-
4500052978	3/8/2023	ODP Business Solutions, LLC		G200-OFFICE SUPPLIES	\$ 104.41	-	-
4500052979	3/8/2023	Fastenal Company		G180-JANITORIAL SUPPLIES	\$ 2,751.94	-	-
4500052980	3/8/2023	Cummins Pacific LLC		B200-BUS PWR TRAIN EQUIP	\$ 5,318.28	-	-
4500052981	3/8/2023	Transit Holdings Inc		B120-BUS MECHANICAL PARTS	\$ 1,485.75	-	-
4500052982	3/8/2023	Western-Cullen-Hayes Inc		M130-CROSSING MECHANISM	\$ 2,764.53	-	-
4500052983	3/8/2023	Siemens Mobility, Inc.		R230-RAIL/LRV MECHANICAL	\$ 2,240.13	-	-
4500052984	3/8/2023	Kaman Industrial Technologies		B200-BUS PWR TRAIN EQUIP	\$ 721.89	-	-
4500052985	3/8/2023	C.R. Laurence Co Inc		R120-RAIL/LRV CAR BODY	\$ 332.80	-	-
4500052986	3/8/2023	Synco Chemical Corporation		G170-LUBRICANTS	\$ 558.99	-	-
4500052987	3/8/2023	Waxie's Enterprises Inc.		G140-SHOP SUPPLIES	\$ 1,664.56	-	-
4500052988	3/8/2023	Mcmaster-Carr Supply Co		B120-BUS MECHANICAL PARTS	\$ 719.20	-	-
4500052989	3/8/2023	Professional Contractors Supplies		G140-SHOP SUPPLIES	\$ 469.64	-	-
4500052990	3/8/2023	Southern Counties Lubricants LLC		G170-LUBRICANTS	\$ 5,689.20	-	-
4500052991	3/8/2023	Clarran Inc.	DBE	G150-FASTENERS	\$ 289.81	-	-
4500052992	3/8/2023	Transit Holdings Inc		B250-BUS REPAIR PARTS	\$ 1,046.05	-	-
4500052993	3/8/2023	W.W. Grainger Inc		F110-SHOP/BLDG MACHINERY	\$ 117.15	-	-
4500052994	3/8/2023	TK Services Inc		B250-BUS REPAIR PARTS	\$ 2,819.01	-	-
4500052995	3/8/2023	Inland Kenworth (US) Inc		B250-BUS REPAIR PARTS	\$ 255.34	-	-
4500052996	3/8/2023	National Fire Protection Associatio		P490-MANAGEMENT TRAINING	\$ 1,169.55	-	-
4500052997	3/8/2023	Staples Contract & Commercial Inc		G200-OFFICE SUPPLIES	\$ 474.82	-	-
4500052998	3/8/2023	Cummins Pacific LLC		B250-BUS REPAIR PARTS	\$ 847.96	-	-
4500052999	3/8/2023	ODP Business Solutions, LLC		G210-OFFICE FURNITURE	\$ 1,887.78	-	-
4500053000	3/8/2023	IDSC Holdings LLC		P540-MAINTENANCE TRAINING	\$ 1,035.26	-	-
4500053001	3/8/2023	Transit Holdings Inc		B250-BUS REPAIR PARTS	\$ 2,966.39	-	-
4500053002	3/8/2023	Harbor Diesel & Equipment, Inc		G170-LUBRICANTS	\$ 8,718.70	-	-
4500053003	3/8/2023	Muncie Transit Supply		B130-BUS BODY	\$ 192.91	-	-
4500053004	3/8/2023	American Battery Corporation	Small Business	P280-GENERAL SVC AGRMNTS	\$ 2,605.40	-	-
4500053005	3/8/2023	AirSupply Tools, Inc		G170-LUBRICANTS	\$ 763.30	-	-
4500053006	3/8/2023	Cummins Pacific LLC		B200-BUS PWR TRAIN EQUIP	\$ 1,262.10	-	-
4500053007	3/8/2023	Gillig LLC		B130-BUS BODY	\$ 4,355.52	-	-
4500053008	3/8/2023	Uline		F110-SHOP/BLDG MACHINERY	\$ 92.67	-	-
4500053009	3/8/2023	Siemens Mobility, Inc.		R160-RAIL/LRV ELECTRICAL	\$ 8,026.30	-	-
4500053010	3/8/2023	Allied Refrigeration Inc		B250-BUS REPAIR PARTS	\$ 71.01	-	-
4500053011	3/8/2023	Neopart Transit LLC		B120-BUS MECHANICAL PARTS	\$ 2,924.34	-	-

Purchase Orders							
PO Number	PO Date	Name	Prime Business Certification	Material Group	PO Value	DBE Subcontracted Amount	Non DBE Subcontracted Amount
4500053012	3/8/2023	Genuine Parts Co		R180-RAIL/LRV LIGHTING	\$ 3,954.96	-	-
4500053013	3/8/2023	Vern Rose Inc		G140-SHOP SUPPLIES	\$ 88.10	-	-
4500053014	3/8/2023	Mohawk Mfg & Supply Co		B160-BUS ELECTRICAL	\$ 49.58	-	-
4500053015	3/8/2023	Inland Kenworth (US) Inc		B200-BUS PWR TRAIN EQUIP	\$ 552.87	-	-
4500053016	3/8/2023	Harbor Diesel & Equipment, Inc		B120-BUS MECHANICAL PARTS	\$ 173.04	-	-
4500053017	3/8/2023	Airgas Inc		G140-SHOP SUPPLIES	\$ 71.46	-	-
4500053018	3/8/2023	USSC Acquisition Corp		B250-BUS REPAIR PARTS	\$ 149.54	-	-
4500053019	3/8/2023	Freeby Signs		B250-BUS REPAIR PARTS	\$ 222.74	-	-
4500053020	3/8/2023	Lisa Ynez Beetson	Minority Owned Business	G200-OFFICE SUPPLIES	\$ 91.59	-	-
4500053021	3/8/2023	W.W. Grainger Inc		R170-RAIL/LRV HVAC	\$ 1,643.79	-	-
4500053022	3/8/2023	Cummins Pacific LLC		B200-BUS PWR TRAIN EQUIP	\$ 14,344.38	-	-
4500053023	3/8/2023	Home Depot USA Inc		F180-BUILDING MATERIALS	\$ 169.13	-	-
4500053024	3/9/2023	PayScale, Inc.		P410-CONSULTING	\$ 29,997.00	-	-
4500053025	3/9/2023	OneSource Distributors, LLC		G190-SAFETY/MED SUPPLIES	\$ 568.38	-	-
4500053026	3/9/2023	Siemens Mobility, Inc.		R230-RAIL/LRV MECHANICAL	\$ 17,824.39	-	-
4500053027	3/9/2023	Cummins Pacific LLC		B200-BUS PWR TRAIN EQUIP	\$ 22.19	-	-
4500053028	3/9/2023	Transit Holdings Inc		B120-BUS MECHANICAL PARTS	\$ 1,365.30	-	-
4500053029	3/9/2023	Powerstride Battery Co. Inc.		F110-SHOP/BLDG MACHINERY	\$ 891.24	-	-
4500053030	3/9/2023	Mouser Electronics Inc		R160-RAIL/LRV ELECTRICAL	\$ 2,772.80	-	-
4500053031	3/9/2023	TK Services Inc		B250-BUS REPAIR PARTS	\$ 2,945.12	-	-
4500053032	3/9/2023	ODP Business Solutions, LLC		G220-OFFICE EQUIPMENT	\$ 273.66	-	-
4500053033	3/9/2023	Transit Holdings Inc		B200-BUS PWR TRAIN EQUIP	\$ 772.59	-	-
4500053034	3/9/2023	W.W. Grainger Inc		R170-RAIL/LRV HVAC	\$ 228.28	-	-
4500053035	3/9/2023	Waxie's Enterprises Inc.		G180-JANITORIAL SUPPLIES	\$ 390.38	-	-
4500053036	3/9/2023	Carmine Bausone DVM Inc.		G120-SECURITY	\$ 62.15	-	-
4500053037	3/9/2023	711 Print Enterprises Inc		G120-SECURITY	\$ 752.11	-	-
4500053038	3/9/2023	Gillig LLC		G140-SHOP SUPPLIES	\$ 137.19	-	-
4500053039	3/9/2023	Fastenal Company		R190-RAIL/LRV PANTOGRAPH	\$ 1,127.91	-	-
4500053040	3/9/2023	Clarran Inc.	DBE	G150-FASTENERS	\$ 27.69	-	-
4500053041	3/9/2023	Freeby Signs		B130-BUS BODY	\$ 10.78	-	-
4500053042	3/9/2023	Davey Auto Body Inc		G120-SECURITY	\$ 1,070.67	-	-
4500053043	3/9/2023	Winzer Franchise Company		G150-FASTENERS	\$ 312.65	-	-
4500053044	3/9/2023	Schunk Carbon Technology LLC		G170-LUBRICANTS	\$ 388.41	-	-
4500053045	3/10/2023	Transit Holdings Inc		B120-BUS MECHANICAL PARTS	\$ 2,495.40	-	-
4500053046	3/10/2023	Cummins Pacific LLC		B200-BUS PWR TRAIN EQUIP	\$ 602.64	-	-
4500053047	3/10/2023	Mohawk Mfg & Supply Co		B140-BUS CHASSIS	\$ 226.85	-	-
4500053048	3/10/2023	Transit Holdings Inc		B160-BUS ELECTRICAL	\$ 1,923.20	-	-
4500053049	3/10/2023	Transit Holdings Inc		B120-BUS MECHANICAL PARTS	\$ 106.20	-	-
4500053050	3/10/2023	Home Depot USA Inc		G210-OFFICE FURNITURE	\$ 199.25	-	-
4500053051	3/10/2023	Home Depot USA Inc		G210-OFFICE FURNITURE	\$ 199.25	-	-
4500053052	3/10/2023	Siemens Mobility, Inc.		R230-RAIL/LRV MECHANICAL	\$ 17.49	-	-
4500053053	3/10/2023	Ace Uniforms LLC	Small Business	G120-SECURITY	\$ 1,939.34	-	-
4500053054	3/10/2023	Home Depot USA Inc		G210-OFFICE FURNITURE	\$ 547.36	-	-
4500053055	3/10/2023	San Diego Friction Products, Inc.		G140-SHOP SUPPLIES	\$ 470.04	-	-
4500053056	3/10/2023	Kajeet, Inc.		I110-INFORMATION TECH	\$ 18,703.63	-	-

Purchase Orders							
PO Number	PO Date	Name	Prime Business Certification	Material Group	PO Value	DBE Subcontracted Amount	Non DBE Subcontracted Amount
4500053058	3/10/2023	The Gordian Group, Inc.		C120-SPECIALTY CONTRACTOR	\$ 10,102.98	-	-
4500053059	3/12/2023	Home Depot USA Inc		F110-SHOP/BLDG MACHINERY	\$ 120.98	-	-
4500053060	3/12/2023	Bonsall Petroleum Construction Inc		F110-SHOP/BLDG MACHINERY	\$ 424.19	-	-
4500053061	3/12/2023	Cummins Pacific LLC		P190-REV VEHICLE REPAIRS	\$ 4,188.50	-	-
4500053062	3/12/2023	Transit Holdings Inc		B250-BUS REPAIR PARTS	\$ 76.30	-	-
4500053063	3/12/2023	Fastenal Company		G180-JANITORIAL SUPPLIES	\$ 1,273.61	-	-
4500053064	3/12/2023	Transit Holdings Inc		B250-BUS REPAIR PARTS	\$ 2,741.01	-	-
4500053065	3/12/2023	Freeby Signs		G140-SHOP SUPPLIES	\$ 74.67	-	-
4500053066	3/12/2023	Transit Holdings Inc		B250-BUS REPAIR PARTS	\$ 158.44	-	-
4500053067	3/12/2023	Gillig LLC		B250-BUS REPAIR PARTS	\$ 82.79	-	-
4500053068	3/12/2023	W.W. Grainger Inc		G140-SHOP SUPPLIES	\$ 41.58	-	-
4500053069	3/12/2023	Home Depot USA Inc		G220-OFFICE EQUIPMENT	\$ 372.70	-	-
4500053070	3/12/2023	Westair Gases & Equipment Inc	Small Business	G190-SAFETY/MED SUPPLIES	\$ 498.45	-	-
4500053071	3/12/2023	Clarran Inc.	DBE	G150-FASTENERS	\$ 204.64	-	-
4500053072	3/12/2023	Cummins Pacific LLC		B250-BUS REPAIR PARTS	\$ 42.38	-	-
4500053073	3/12/2023	Staples Contract & Commercial Inc		G200-OFFICE SUPPLIES	\$ 300.63	-	-
4500053074	3/12/2023	Fastenal Company		R230-RAIL/LRV MECHANICAL	\$ 2,765.73	-	-
4500053075	3/12/2023	TK Services Inc		B160-BUS ELECTRICAL	\$ 33.07	-	-
4500053076	3/12/2023	AirSupply Tools, Inc		G140-SHOP SUPPLIES	\$ 204.16	-	-
4500053077	3/12/2023	W.W. Grainger Inc		G160-PAINTS & CHEMICALS	\$ 110.52	-	-
4500053078	3/12/2023	Reid and Clark Screen Arts Co		R120-RAIL/LRV CAR BODY	\$ 892.18	-	-
4500053079	3/12/2023	Transit Holdings Inc		B250-BUS REPAIR PARTS	\$ 352.45	-	-
4500053080	3/12/2023	Prochem Specialty Products Inc	Small Business	G180-JANITORIAL SUPPLIES	\$ 429.65	-	-
4500053081	3/12/2023	Kaman Industrial Technologies		G160-PAINTS & CHEMICALS	\$ 2,196.41	-	-
4500053082	3/12/2023	USSC Acquisition Corp		B130-BUS BODY	\$ 675.53	-	-
4500053083	3/12/2023	Staples Contract & Commercial Inc		G210-OFFICE FURNITURE	\$ 603.38	-	-
4500053084	3/12/2023	R.S. Hughes Co Inc		G190-SAFETY/MED SUPPLIES	\$ 44.40	-	-
4500053085	3/12/2023	San Diego Friction Products, Inc.		B110-BUS HVAC SYSTEMS	\$ 171.53	-	-
4500053086	3/12/2023	Transit Products and Services		B130-BUS BODY	\$ 8,189.00	-	-
4500053087	3/12/2023	Cummins Pacific LLC		M200-YARD FACILITIES	\$ 1,229.65	-	-
4500053088	3/12/2023	Home Depot USA Inc		G130-SHOP TOOLS	\$ 350.73	-	-
4500053089	3/12/2023	Custom Truck One Source, L.P.		P210-NON-REV VEH REPAIRS	\$ 863.48	-	-
4500053090	3/12/2023	Fastenal Company		G140-SHOP SUPPLIES	\$ 1,922.43	-	-
4500053091	3/13/2023	Transit Holdings Inc		B160-BUS ELECTRICAL	\$ 332.94	-	-
4500053092	3/13/2023	Cummins Pacific LLC		B200-BUS PWR TRAIN EQUIP	\$ 679.22	-	-
4500053093	3/13/2023	Mohawk Mfg & Supply Co		B140-BUS CHASSIS	\$ 19.91	-	-
4500053094	3/13/2023	Transit Holdings Inc		B160-BUS ELECTRICAL	\$ 3,619.69	-	-
4500053095	3/13/2023	Transit Holdings Inc		B200-BUS PWR TRAIN EQUIP	\$ 355.90	-	-
4500053096	3/13/2023	Siemens Mobility, Inc.		R160-RAIL/LRV ELECTRICAL	\$ 2,570.05	-	-
4500053097	3/13/2023	Amazon.com Sales, Inc.		G200-OFFICE SUPPLIES	\$ 176.69	-	-
4500053098	3/13/2023	ODP Business Solutions, LLC		G200-OFFICE SUPPLIES	\$ 114.70	-	-
4500053099	3/13/2023	ODP Business Solutions, LLC		G200-OFFICE SUPPLIES	\$ 67.42	-	-
4500053100	3/13/2023	Grah Safe & Lock Inc	Small Business	G120-SECURITY	\$ 215.50	-	-
4500053101	3/13/2023	Cummins Pacific LLC		B200-BUS PWR TRAIN EQUIP	\$ 3,131.92	-	-
4500053102	3/13/2023	Transit Holdings Inc		B140-BUS CHASSIS	\$ 4,599.47	-	-

Purchase Orders							
PO Number	PO Date	Name	Prime Business Certification	Material Group	PO Value	DBE Subcontracted Amount	Non DBE Subcontracted Amount
4500053103	3/13/2023	Transit Holdings Inc		B200-BUS PWR TRAIN EQUIP	\$ 214.50	-	-
4500053104	3/13/2023	Siemens Mobility, Inc.		R190-RAIL/LRV PANTOGRAPH	\$ 32,059.94	-	-
4500053105	3/13/2023	Southern Counties Lubricants LLC		G170-LUBRICANTS	\$ 4,733.56	-	-
4500053106	3/13/2023	Quadient, Inc.		G200-OFFICE SUPPLIES	\$ 292.36	-	-
4500053107	3/13/2023	Mouser Electronics Inc		R160-RAIL/LRV ELECTRICAL	\$ 599.56	-	-
4500053108	3/13/2023	All The King's Flags		M200-YARD FACILITIES	\$ 530.64	-	-
4500053109	3/13/2023	American Seating Company	Small Business	R200-RAIL/LRV SEATING	\$ 118.53	-	-
4500053110	3/13/2023	West-Lite Supply Co Inc	Small Business	R160-RAIL/LRV ELECTRICAL	\$ 311.14	-	-
4500053111	3/13/2023	Professional Contractors Supplies		G160-PAINTS & CHEMICALS	\$ 451.88	-	-
4500053112	3/13/2023	Schunk Carbon Technology LLC		R190-RAIL/LRV PANTOGRAPH	\$ 1,240.14	-	-
4500053113	3/13/2023	Fastenal Company		G190-SAFETY/MED SUPPLIES	\$ 82.70	-	-
4500053114	3/13/2023	Annex Warehouse Company, Inc		F120-BUS/LRV PAINT BOOTHS	\$ 2,601.00	-	-
4500053115	3/13/2023	Cal Pacific Truck Center LLC		P130-EQUIP MAINT REPR SVC	\$ 568.60	-	-
4500053116	3/13/2023	TestEquity LLC		B120-BUS MECHANICAL PARTS	\$ 4,033.88	-	-
4500053117	3/14/2023	LinguaLinx Language Solutions, Inc.		G230-PRINTED MATERIALS	\$ 40.00	-	-
4500053118	3/14/2023	Clarran Inc.	DBE	G150-FASTENERS	\$ 261.07	-	-
4500053119	3/14/2023	Cummins Pacific LLC		B200-BUS PWR TRAIN EQUIP	\$ 466.12	-	-
4500053120	3/14/2023	Muncie Transit Supply		B250-BUS REPAIR PARTS	\$ 822.71	-	-
4500053121	3/14/2023	Muncie Transit Supply		B200-BUS PWR TRAIN EQUIP	\$ 7.55	-	-
4500053122	3/14/2023	Transit Holdings Inc		B160-BUS ELECTRICAL	\$ 4,796.69	-	-
4500053123	3/14/2023	Transit Holdings Inc		B200-BUS PWR TRAIN EQUIP	\$ 274.05	-	-
4500053124	3/14/2023	Vehicle Maintenance Program, Inc.	Woman Owned Business	B140-BUS CHASSIS	\$ 961.00	-	-
4500053125	3/14/2023	Zen Industrial Services LLC	DBE	B160-BUS ELECTRICAL	\$ 48.65	-	-
4500053126	3/14/2023	Ahlee Backflow Service, Inc	Small Business	P280-GENERAL SVC AGRMNTS	\$ 485.88	-	-
4500053127	3/14/2023	Adios Pest Control	Small Business	P280-GENERAL SVC AGRMNTS	\$ 150.00	-	-
4500053128	3/14/2023	Cynthia Corbin		P440-CATERING SERVICES	\$ 3,381.80	-	-
4500053129	3/14/2023	Madden Construction Inc		P280-GENERAL SVC AGRMNTS	\$ 1,600.05	-	-
4500053130	3/14/2023	SC Commercial, LLC		A120-AUTO/TRUCK GASOLINE	\$ 2,965.37	-	-
4500053131	3/14/2023	Supreme Oil Company		A120-AUTO/TRUCK GASOLINE	\$ 13,314.35	-	-
4500053132	3/14/2023	Cummins Pacific LLC		B200-BUS PWR TRAIN EQUIP	\$ 12,680.83	-	-
4500053133	3/14/2023	Muncie Transit Supply		B200-BUS PWR TRAIN EQUIP	\$ 15.07	-	-
4500053134	3/14/2023	Transit Holdings Inc		B120-BUS MECHANICAL PARTS	\$ 1,082.10	-	-
4500053135	3/14/2023	R.S. Hughes Co Inc		G140-SHOP SUPPLIES	\$ 859.88	-	-
4500053136	3/14/2023	Transit Holdings Inc		B130-BUS BODY	\$ 1,159.16	-	-
4500053137	3/14/2023	W.W. Grainger Inc		G140-SHOP SUPPLIES	\$ 890.65	-	-
4500053138	3/14/2023	Charter Industrial Supply Inc	Small Business	B140-BUS CHASSIS	\$ 180.22	-	-
4500053139	3/14/2023	AirSupply Tools, Inc		G130-SHOP TOOLS	\$ 56.00	-	-
4500053140	3/14/2023	Winzer Franchise Company		G150-FASTENERS	\$ 114.21	-	-
4500053141	3/14/2023	Kurt Morgan		G200-OFFICE SUPPLIES	\$ 270.72	-	-
4500053142	3/14/2023	TK Services Inc		B250-BUS REPAIR PARTS	\$ 718.02	-	-
4500053143	3/14/2023	Sherwin Williams Company		B250-BUS REPAIR PARTS	\$ 495.50	-	-
4500053144	3/14/2023	TK Services Inc		B160-BUS ELECTRICAL	\$ 72.09	-	-
4500053145	3/14/2023	W.W. Grainger Inc		G140-SHOP SUPPLIES	\$ 205.11	-	-
4500053146	3/14/2023	Home Depot USA Inc		F110-SHOP/BLDG MACHINERY	\$ 35.30	-	-
4500053147	3/14/2023	Harbor Diesel & Equipment, Inc		B120-BUS MECHANICAL PARTS	\$ 139.86	-	-

Purchase Orders							
PO Number	PO Date	Name	Prime Business Certification	Material Group	PO Value	DBE Subcontracted Amount	Non DBE Subcontracted Amount
4500053148	3/14/2023	Alliant Insurance Services, Inc.		P370-RISK MANAGEMENT	\$ 1,075.44	-	-
4500053149	3/14/2023	Alliant Insurance Services, Inc.		P370-RISK MANAGEMENT	\$ 1,491.70	-	-
4500053152	3/15/2023	Wesco Distribution Inc		M180-STATION ELECTRICAL	\$ 2,583.43	-	-
4500053154	3/15/2023	Cummins Pacific LLC		B200-BUS PWR TRAIN EQUIP	\$ 1,725.78	-	-
4500053155	3/15/2023	Transit Holdings Inc		B140-BUS CHASSIS	\$ 1,509.41	-	-
4500053156	3/15/2023	Transit Holdings Inc		B200-BUS PWR TRAIN EQUIP	\$ 2.69	-	-
4500053157	3/15/2023	Data Controls Printworks Inc	Small Business	G230-PRINTED MATERIALS	\$ 762.87	-	-
4500053158	3/15/2023	Steven Timme		G230-PRINTED MATERIALS	\$ 235.50	-	-
4500053159	3/15/2023	El Tigre Enterprise Inc		P440-CATERING SERVICES	\$ 3,000.00	-	-
4500053160	3/15/2023	Gillig LLC		B250-BUS REPAIR PARTS	\$ 82.80	-	-
4500053161	3/15/2023	Siemens Mobility, Inc.		R220-RAIL/LRV TRUCKS	\$ 103,195.30	-	-
4500053162	3/15/2023	Cummins Pacific LLC		B200-BUS PWR TRAIN EQUIP	\$ 133.18	-	-
4500053163	3/15/2023	Transit Holdings Inc		B130-BUS BODY	\$ 5,086.42	-	-
4500053164	3/15/2023	Siemens Mobility, Inc.		R220-RAIL/LRV TRUCKS	\$ 1,894.25	-	-
4500053165	3/15/2023	Kaman Industrial Technologies		B140-BUS CHASSIS	\$ 191.11	-	-
4500053166	3/15/2023	W.W. Grainger Inc		G140-SHOP SUPPLIES	\$ 338.20	-	-
4500053167	3/15/2023	Alstom Signaling Inc		M140-WAYSIDE SIGNALS	\$ 460.00	-	-
4500053168	3/15/2023	SPX Technologies, Inc.		B190-BUS FARE EQUIP	\$ 240.16	-	-
4500053169	3/15/2023	Transit Holdings Inc		B250-BUS REPAIR PARTS	\$ 365.06	-	-
4500053170	3/15/2023	Graybar Electric Co Inc		M140-WAYSIDE SIGNALS	\$ 424.51	-	-
4500053171	3/15/2023	Alpine Fence Inc.		F180-BUILDING MATERIALS	\$ 1,072.07	-	-
4500053172	3/15/2023	Sunbelt Rentals, Inc		P160-EQUIPMENT RENTALS	\$ 435.20	-	-
4500053173	3/15/2023	Zemarc Corporation	Small Business	T120-TRACK, LUBRICATORS	\$ 1,032.74	-	-
4500053174	3/15/2023	Home Depot USA Inc		F180-BUILDING MATERIALS	\$ 202.93	-	-
4500053175	3/16/2023	Transit Holdings Inc		B120-BUS MECHANICAL PARTS	\$ 2,107.09	-	-
4500053176	3/16/2023	Transit Holdings Inc		B250-BUS REPAIR PARTS	\$ 73.27	-	-
4500053177	3/16/2023	Siemens Mobility, Inc.		G150-FASTENERS	\$ 2,887.70	-	-
4500053178	3/16/2023	W.W. Grainger Inc		G140-SHOP SUPPLIES	\$ 111.21	-	-
4500053179	3/16/2023	Wesco Distribution Inc		M110-SUB STATION	\$ 144.39	-	-
4500053180	3/16/2023	Cummins Pacific LLC		B200-BUS PWR TRAIN EQUIP	\$ 4,018.68	-	-
4500053181	3/16/2023	Muncie Transit Supply		B160-BUS ELECTRICAL	\$ 16.27	-	-
4500053182	3/16/2023	Transit Holdings Inc		B160-BUS ELECTRICAL	\$ 3,633.53	-	-
4500053183	3/16/2023	CDW LLC		I110-INFORMATION TECH	\$ 649.93	-	-
4500053184	3/16/2023	Hawthorne Machinery Co		P130-EQUIP MAINT REPR SVC	\$ 7,839.96	-	-
4500053185	3/16/2023	Init Innovations in Transportation		G290-FARE REVENUE EQUIP	\$ 870.00	-	-
4500053186	3/16/2023	Home Depot USA Inc		F110-SHOP/BLDG MACHINERY	\$ 42.69	-	-
4500053187	3/16/2023	Init Innovations in Transportation		G290-FARE REVENUE EQUIP	\$ 11,625.00	-	-
4500053188	3/16/2023	Init Innovations in Transportation		G290-FARE REVENUE EQUIP	\$ 900.00	-	-
4500053189	3/16/2023	Init Innovations in Transportation		G290-FARE REVENUE EQUIP	\$ 150.00	-	-
4500053190	3/16/2023	Gillig LLC		B250-BUS REPAIR PARTS	\$ 41.40	-	-
4500053191	3/16/2023	Fastenal Company		G190-SAFETY/MED SUPPLIES	\$ 258.60	-	-
4500053192	3/16/2023	Mohawk Mfg & Supply Co		B140-BUS CHASSIS	\$ 153.81	-	-
4500053193	3/16/2023	Brady Industries of California, LLC		G180-JANITORIAL SUPPLIES	\$ 246.05	-	-
4500053194	3/16/2023	Init Innovations in Transportation		G290-FARE REVENUE EQUIP	\$ 1,140.00	-	-
4500053195	3/16/2023	Init Innovations in Transportation		G290-FARE REVENUE EQUIP	\$ 9,900.00	-	-

Purchase Orders							
PO Number	PO Date	Name	Prime Business Certification	Material Group	PO Value	DBE Subcontracted Amount	Non DBE Subcontracted Amount
4500053196	3/16/2023	Cummins Pacific LLC		B200-BUS PWR TRAIN EQUIP	\$ 1,491.23	-	-
4500053197	3/16/2023	Gillig LLC		B250-BUS REPAIR PARTS	\$ 1,370.93	-	-
4500053198	3/16/2023	Sportworks Global LLC		B130-BUS BODY	\$ 120.34	-	-
4500053199	3/16/2023	AirSupply Tools, Inc		G140-SHOP SUPPLIES	\$ 62.17	-	-
4500053200	3/16/2023	Freeby Signs		B130-BUS BODY	\$ 247.83	-	-
4500053201	3/16/2023	Muncie Transit Supply		B130-BUS BODY	\$ 29.74	-	-
4500053202	3/16/2023	R.S. Hughes Co Inc		G190-SAFETY/MED SUPPLIES	\$ 74.25	-	-
4500053203	3/16/2023	Charter Industrial Supply Inc	Small Business	B250-BUS REPAIR PARTS	\$ 148.70	-	-
4500053204	3/16/2023	Clarran Inc.	DBE	G150-FASTENERS	\$ 226.44	-	-
4500053205	3/16/2023	Prochem Specialty Products Inc	Small Business	G180-JANITORIAL SUPPLIES	\$ 1,718.62	-	-
4500053206	3/16/2023	Transit Holdings Inc		B250-BUS REPAIR PARTS	\$ 1,710.61	-	-
4500053207	3/16/2023	Compressed Air Systems Engineering		F180-BUILDING MATERIALS	\$ 1,551.60	-	-
4500053208	3/16/2023	Inland Kenworth (US) Inc		B250-BUS REPAIR PARTS	\$ 821.99	-	-
4500053209	3/16/2023	Waxie's Enterprises Inc.		G180-JANITORIAL SUPPLIES	\$ 85.51	-	-
4500053210	3/16/2023	Airgas Inc		G140-SHOP SUPPLIES	\$ 61.39	-	-
4500053211	3/16/2023	SPX Technologies, Inc.		B190-BUS FARE EQUIP	\$ 120.08	-	-
4500053212	3/16/2023	JDK Railroad Materials, LLC		P280-GENERAL SVC AGRMNTS	\$ 1,950.00	-	-
4500053213	3/16/2023	Custom Glass Solutions		R120-RAIL/LRV CAR BODY	\$ 9,813.87	-	-
4500053214	3/16/2023	Fastenal Company		G190-SAFETY/MED SUPPLIES	\$ 577.77	-	-
4500053215	3/16/2023	Siemens Mobility, Inc.		R190-RAIL/LRV PANTOGRAPH	\$ 32,059.94	-	-
4500053216	3/16/2023	CRH California Water, Inc.		M140-WAYSIDE SIGNALS	\$ 22.63	-	-
4500053217	3/16/2023	Robcar Corporation	Woman Owned Business	G140-SHOP SUPPLIES	\$ 630.34	-	-
4500053218	3/16/2023	Schunk Carbon Technology LLC		R190-RAIL/LRV PANTOGRAPH	\$ 2,500.04	-	-
4500053219	3/16/2023	Flyers Energy LLC		G170-LUBRICANTS	\$ 8,793.85	-	-
4500053220	3/16/2023	Brady Industries of California, LLC		G180-JANITORIAL SUPPLIES	\$ 2,043.94	-	-
4500053221	3/16/2023	Laird Plastics, Inc		M180-STATION ELECTRICAL	\$ 2,742.82	-	-
4500053222	3/16/2023	Professional Contractors Supplies		G140-SHOP SUPPLIES	\$ 149.94	-	-
4500053223	3/17/2023	Transit Holdings Inc		B130-BUS BODY	\$ 2,199.41	-	-
4500053224	3/17/2023	Annex Warehouse Company, Inc		R240-RAIL/LRV REPR PARTS	\$ 5,236.64	-	-
4500053225	3/17/2023	Louis Sardo Upholstery Inc		R200-RAIL/LRV SEATING	\$ 3,685.05	-	-
4500053226	3/17/2023	Muncie Transit Supply		B200-BUS PWR TRAIN EQUIP	\$ 21.27	-	-
4500053227	3/17/2023	Transit Holdings Inc		B200-BUS PWR TRAIN EQUIP	\$ 5,584.75	-	-
4500053228	3/17/2023	Transit Holdings Inc		B200-BUS PWR TRAIN EQUIP	\$ 91.89	-	-
4500053229	3/17/2023	R.S. Hughes Co Inc		G160-PAINTS & CHEMICALS	\$ 382.34	-	-
4500053230	3/17/2023	Grah Safe & Lock Inc	Small Business	R120-RAIL/LRV CAR BODY	\$ 82.65	-	-
4500053231	3/17/2023	Genuine Parts Co		P210-NON-REV VEH REPAIRS	\$ 254.27	-	-
4500053232	3/17/2023	Balco Holdings Inc		P550-REAL ESTATE	\$ 2,513.70	-	-
4500053233	3/17/2023	W.W. Grainger Inc		B250-BUS REPAIR PARTS	\$ 36.07	-	-
4500053234	3/17/2023	Clarran Inc.	DBE	G150-FASTENERS	\$ 38.59	-	-
4500053235	3/17/2023	Gillig LLC		B130-BUS BODY	\$ 676.97	-	-
4500053236	3/17/2023	AirSupply Tools, Inc		G180-JANITORIAL SUPPLIES	\$ 228.95	-	-
4500053237	3/17/2023	ABC General Contractor Inc		C130-CONSTRUCTION SVCS	\$ 23,489.87	-	\$ 8,550.31
4500053238	3/20/2023	Transit Holdings Inc		B200-BUS PWR TRAIN EQUIP	\$ 2,739.12	-	-
4500053239	3/20/2023	Jamison Professional Services, LLC	DBE	G160-PAINTS & CHEMICALS	\$ 183.28	-	-
4500053240	3/20/2023	Siemens Mobility, Inc.		R220-RAIL/LRV TRUCKS	\$ 11,960.25	-	-

Purchase Orders							
PO Number	PO Date	Name	Prime Business Certification	Material Group	PO Value	DBE Subcontracted Amount	Non DBE Subcontracted Amount
4500053241	3/20/2023	Knorr Brake Holding Corporation		R140-RAIL/LRV DOORS/RAMP	\$ 6,265.67	-	-
4500053242	3/20/2023	Siemens Mobility, Inc.		R200-RAIL/LRV SEATING	\$ 2,747.63	-	-
4500053243	3/20/2023	Fastenal Company		G150-FASTENERS	\$ 901.06	-	-
4500053244	3/20/2023	Siemens Mobility, Inc.		R230-RAIL/LRV MECHANICAL	\$ 2,240.13	-	-
4500053246	3/20/2023	W.W. Grainger Inc		G140-SHOP SUPPLIES	\$ 2,017.89	-	-
4500053247	3/20/2023	Gillig LLC		B250-BUS REPAIR PARTS	\$ 1,127.60	-	-
4500053248	3/20/2023	SC Commercial, LLC		A120-AUTO/TRUCK GASOLINE	\$ 2,718.77	-	-
4500053249	3/20/2023	Staples Contract & Commercial Inc		G200-OFFICE SUPPLIES	\$ 1,632.92	-	-
4500053250	3/20/2023	Supreme Oil Company		A120-AUTO/TRUCK GASOLINE	\$ 12,326.94	-	-
4500053251	3/20/2023	Siemens Mobility, Inc.		R120-RAIL/LRV CAR BODY	\$ 538.75	-	-
4500053252	3/20/2023	Jamaica Bearings Co Inc		R170-RAIL/LRV HVAC	\$ 219.27	-	-
4500053253	3/20/2023	Jose Arellano		P280-GENERAL SVC AGRMNTS	\$ 5,000.00	-	-
4500053254	3/20/2023	Davey Auto Body Inc		G120-SECURITY	\$ 7,910.08	-	-
4500053255	3/20/2023	Cummins Pacific LLC		B200-BUS PWR TRAIN EQUIP	\$ 3,344.12	-	-
4500053256	3/20/2023	Transit Holdings Inc		B140-BUS CHASSIS	\$ 3,121.65	-	-
4500053257	3/20/2023	American Society of Civil Engineers		P450-PERSONNEL SVCS	\$ 500.00	-	-
4500053258	3/20/2023	Golden State Supply LLC		F180-BUILDING MATERIALS	\$ 176.48	-	-
4500053259	3/20/2023	Monoprice Inc	Small Business	I110-INFORMATION TECH	\$ 404.35	-	-
4500053260	3/20/2023	SHI International Corp	Woman Owned Business	I120-INFO TECH, SVCS	\$ 140,148.42	-	-
4500053261	3/20/2023	Uline		G200-OFFICE SUPPLIES	\$ 533.63	-	-
4500053262	3/20/2023	General Signals Inc		M130-CROSSING MECHANISM	\$ 901.87	-	-
4500053263	3/20/2023	Team One Repair Inc		G290-FARE REVENUE EQUIP	\$ 352.99	-	-
4500053264	3/20/2023	Waxie's Enterprises Inc.		G180-JANITORIAL SUPPLIES	\$ 4,668.46	-	-
4500053265	3/20/2023	Joseph B Sudduth		P280-GENERAL SVC AGRMNTS	\$ 3,150.00	-	-
4500053267	3/20/2023	Shilpark Paint Corporation		F180-BUILDING MATERIALS	\$ 77.21	-	-
4500053268	3/20/2023	Kenneth Place		F190-LANDSCAPING MAT'LS	\$ 37.69	-	-
4500053269	3/20/2023	Pestmaster Services, L.P.		P110-BLDG MAINTENANCE	\$ 1,165.00	-	-
4500053270	3/21/2023	Cummins Pacific LLC		B200-BUS PWR TRAIN EQUIP	\$ 488.33	-	-
4500053271	3/21/2023	Cummins Pacific LLC		B200-BUS PWR TRAIN EQUIP	\$ 2,150.84	-	-
4500053272	3/21/2023	Transit Holdings Inc		B200-BUS PWR TRAIN EQUIP	\$ 752.08	-	-
4500053273	3/21/2023	Parts Authority, LLC		B160-BUS ELECTRICAL	\$ 4,407.08	-	-
4500053275	3/21/2023	Knorr Brake Holding Corporation		R160-RAIL/LRV ELECTRICAL	\$ 12,331.99	-	-
4500053276	3/21/2023	Transit Holdings Inc		B140-BUS CHASSIS	\$ 1,549.45	-	-
4500053277	3/21/2023	Gillig LLC		B120-BUS MECHANICAL PARTS	\$ 273.42	-	-
4500053278	3/21/2023	SC Commercial, LLC		A120-AUTO/TRUCK GASOLINE	\$ 2,301.60	-	-
4500053279	3/21/2023	American Seating Company	Small Business	R200-RAIL/LRV SEATING	\$ 88.89	-	-
4500053280	3/21/2023	Home Depot USA Inc		F180-BUILDING MATERIALS	\$ 81.21	-	-
4500053281	3/21/2023	Home Depot USA Inc		F180-BUILDING MATERIALS	\$ 82.92	-	-
4500053282	3/21/2023	Willy's Electronic Supply Co Inc	Small Business	M180-STATION ELECTRICAL	\$ 1,935.94	-	-
4500053283	3/21/2023	Fastenal Company		G190-SAFETY/MED SUPPLIES	\$ 1,167.72	-	-
4500053284	3/21/2023	The Gordian Group, Inc.		C130-CONSTRUCTION SVCS	\$ 458.05	-	-
4500053285	3/21/2023	The Gordian Group, Inc.		C140-CONSTRUCTION MGT SRV	\$ 1,919.70	-	-
4500053286	3/22/2023	Cummins Pacific LLC		B200-BUS PWR TRAIN EQUIP	\$ 356.26	-	-
4500053287	3/22/2023	Muncie Transit Supply		B200-BUS PWR TRAIN EQUIP	\$ 15.07	-	-
4500053288	3/22/2023	Transit Holdings Inc		B200-BUS PWR TRAIN EQUIP	\$ 2,638.15	-	-

Purchase Orders							
PO Number	PO Date	Name	Prime Business Certification	Material Group	PO Value	DBE Subcontracted Amount	Non DBE Subcontracted Amount
4500053289	3/22/2023	Transit Holdings Inc		B200-BUS PWR TRAIN EQUIP	\$ 832.34	-	-
4500053290	3/22/2023	Siemens Mobility, Inc.		R220-RAIL/LRV TRUCKS	\$ 18,845.96	-	-
4500053291	3/22/2023	Dimensional Silk Screen Inc		G230-PRINTED MATERIALS	\$ 3,994.30	-	-
4500053292	3/22/2023	Healy Newspapers		P310-ADVERTISING SERVICES	\$ 2,900.00	-	-
4500053293	3/22/2023	Kojae LLC		P440-CATERING SERVICES	\$ 942.82	-	-
4500053294	3/22/2023	The Filipino Press, Inc.		P310-ADVERTISING SERVICES	\$ 2,600.00	-	-
4500053296	3/22/2023	W.W. Grainger Inc		M110-SUB STATION	\$ 2,803.31	-	-
4500053297	3/22/2023	W.W. Grainger Inc		F110-SHOP/BLDG MACHINERY	\$ 341.66	-	-
4500053298	3/22/2023	Kurt Morgan		G200-OFFICE SUPPLIES	\$ 1,632.78	-	-
4500053299	3/22/2023	Transit Holdings Inc		B120-BUS MECHANICAL PARTS	\$ 4,132.39	-	-
4500053300	3/22/2023	Charter Industrial Supply Inc	Small Business	G150-FASTENERS	\$ 60.34	-	-
4500053301	3/22/2023	TK Services Inc		B110-BUS HVAC SYSTEMS	\$ 61.93	-	-
4500053302	3/22/2023	Gillig LLC		B140-BUS CHASSIS	\$ 999.95	-	-
4500053303	3/22/2023	Siemens Mobility, Inc.		R160-RAIL/LRV ELECTRICAL	\$ 43,521.17	-	-
4500053304	3/22/2023	Air & Lube Systems Inc	DBE	F110-SHOP/BLDG MACHINERY	\$ 196.11	-	-
4500053305	3/22/2023	Harbor Diesel & Equipment, Inc		B200-BUS PWR TRAIN EQUIP	\$ 600.90	-	-
4500053306	3/22/2023	Newman Signs, Inc		G110-BUS/TROLLEY SIGNAGE	\$ 41,887.38	-	-
4500053307	3/22/2023	R.S. Hughes Co Inc		G140-SHOP SUPPLIES	\$ 338.99	-	-
4500053308	3/22/2023	Kaman Industrial Technologies		B140-BUS CHASSIS	\$ 1,772.24	-	-
4500053309	3/22/2023	ABC General Contractor Inc		C110-GENERAL CONTRACTORS	\$ 98,446.09	-	\$ 54,332.40
4500053310	3/22/2023	Artisan Controls Corporation		M130-CROSSING MECHANISM	\$ 361.93	-	-
4500053311	3/22/2023	Fastenal Company		G180-JANITORIAL SUPPLIES	\$ 1,354.42	-	-
4500053312	3/22/2023	Clarran Inc.	DBE	G150-FASTENERS	\$ 4.05	-	-
4500053313	3/22/2023	Airgas Inc		G190-SAFETY/MED SUPPLIES	\$ 1,182.50	-	-
4500053314	3/22/2023	Flyers Energy LLC		G170-LUBRICANTS	\$ 8,793.85	-	-
4500053315	3/22/2023	Vern Rose Inc		G140-SHOP SUPPLIES	\$ 78.52	-	-
4500053316	3/22/2023	Tribologik Corporation		G140-SHOP SUPPLIES	\$ 3,391.78	-	-
4500053317	3/22/2023	San Diego Friction Products, Inc.		B110-BUS HVAC SYSTEMS	\$ 240.15	-	-
4500053318	3/22/2023	Midwest Bus Corporation	Small Business	B130-BUS BODY	\$ 1,212.19	-	-
4500053320	3/22/2023	Muncie Transit Supply		B120-BUS MECHANICAL PARTS	\$ 82.10	-	-
4500053321	3/22/2023	Transit Holdings Inc		B130-BUS BODY	\$ 839.44	-	-
4500053322	3/22/2023	Transit Holdings Inc		B200-BUS PWR TRAIN EQUIP	\$ 367.53	-	-
4500053323	3/22/2023	Sunbelt Rentals, Inc		F190-LANDSCAPING MAT'LS	\$ 2,364.64	-	-
4500053324	3/22/2023	Waxie's Enterprises Inc.		G130-SHOP TOOLS	\$ 35.45	-	-
4500053325	3/22/2023	Prochem Specialty Products Inc	Small Business	G180-JANITORIAL SUPPLIES	\$ 859.31	-	-
4500053326	3/22/2023	Tribologik Corporation		G140-SHOP SUPPLIES	\$ 3,340.76	-	-
4500053327	3/22/2023	Barry Sandler Enterprises		G180-JANITORIAL SUPPLIES	\$ 1,733.92	-	-
4500053328	3/22/2023	Cummins Pacific LLC		B250-BUS REPAIR PARTS	\$ 30.68	-	-
4500053329	3/22/2023	R.S. Hughes Co Inc		G160-PAINTS & CHEMICALS	\$ 32.99	-	-
4500053330	3/22/2023	Freeby Signs		B250-BUS REPAIR PARTS	\$ 222.74	-	-
4500053331	3/22/2023	Transit Holdings Inc		B250-BUS REPAIR PARTS	\$ 1,570.95	-	-
4500053332	3/23/2023	Transit Holdings Inc		B250-BUS REPAIR PARTS	\$ 76.67	-	-
4500053333	3/23/2023	Cummins Pacific LLC		B200-BUS PWR TRAIN EQUIP	\$ 4,081.93	-	-
4500053334	3/23/2023	Transit Holdings Inc		B140-BUS CHASSIS	\$ 3,199.83	-	-
4500053335	3/23/2023	Transit Holdings Inc		B200-BUS PWR TRAIN EQUIP	\$ 32.33	-	-

Purchase Orders							
PO Number	PO Date	Name	Prime Business Certification	Material Group	PO Value	DBE Subcontracted Amount	Non DBE Subcontracted Amount
4500053336	3/23/2023	Synco Chemical Corporation		G170-LUBRICANTS	\$ 24,639.41	-	-
4500053337	3/23/2023	Mohammad Karimi		G120-SECURITY	\$ 111.10	-	-
4500053338	3/23/2023	Cummins Pacific LLC		B200-BUS PWR TRAIN EQUIP	\$ 4,427.09	-	-
4500053339	3/23/2023	Transit Holdings Inc		B140-BUS CHASSIS	\$ 1,471.14	-	-
4500053340	3/23/2023	Transit Holdings Inc		B120-BUS MECHANICAL PARTS	\$ 355.15	-	-
4500053341	3/23/2023	Staples Contract & Commercial Inc		P280-GENERAL SVC AGRMNTS	\$ 841.50	-	-
4500053342	3/23/2023	Staples Contract & Commercial Inc		P280-GENERAL SVC AGRMNTS	\$ 287.99	-	-
4500053343	3/23/2023	Jamaica Bearings Co Inc		R220-RAIL/LRV TRUCKS	\$ 108,127.55	-	-
4500053344	3/24/2023	Transit Holdings Inc		B140-BUS CHASSIS	\$ 3,682.08	-	-
4500053345	3/24/2023	SD County Crime Stoppers, Inc.		P490-MANAGEMENT TRAINING	\$ 1,000.00	-	-
4500053346	3/24/2023	Mohawk Mfg & Supply Co		B140-BUS CHASSIS	\$ 64.65	-	-
4500053347	3/24/2023	Transit Holdings Inc		B140-BUS CHASSIS	\$ 78.02	-	-
4500053348	3/24/2023	Transit Holdings Inc		B200-BUS PWR TRAIN EQUIP	\$ 14.92	-	-
4500053349	3/24/2023	Vehicle Maintenance Program, Inc.	Woman Owned Business	B140-BUS CHASSIS	\$ 873.63	-	-
4500053350	3/24/2023	Robcar Corporation	Woman Owned Business	P280-GENERAL SVC AGRMNTS	\$ 645.73	-	-
4500053351	3/24/2023	Miramar Bobcat LLC	Small Business	P130-EQUIP MAINT REPR SVC	\$ 2,866.46	-	-
4500053352	3/24/2023	Home Depot USA Inc		G200-OFFICE SUPPLIES	\$ 662.55	-	-
4500053353	3/24/2023	American Power Systems, LLC		M110-SUB STATION	\$ 1,493.06	-	-
4500053354	3/24/2023	Oldcastle Precast Inc.		M180-STATION ELECTRICAL	\$ 463.33	-	-
4500053355	3/24/2023	Transit Holdings Inc		B250-BUS REPAIR PARTS	\$ 1,737.71	-	-
4500053356	3/24/2023	Transit Holdings Inc		B160-BUS ELECTRICAL	\$ 2,649.56	-	-
4500053357	3/24/2023	W.W. Grainger Inc		G140-SHOP SUPPLIES	\$ 72.61	-	-
4500053358	3/24/2023	Vern Rose Inc		G140-SHOP SUPPLIES	\$ 37.25	-	-
4500053359	3/24/2023	Clarran Inc.	DBE	G150-FASTENERS	\$ 139.57	-	-
4500053360	3/24/2023	Gillig LLC		B130-BUS BODY	\$ 3,403.17	-	-
4500053361	3/24/2023	Airgas Inc		G190-SAFETY/MED SUPPLIES	\$ 3,696.85	-	-
4500053362	3/24/2023	Muncie Transit Supply		B130-BUS BODY	\$ 402.58	-	-
4500053363	3/24/2023	Airgas Inc		G190-SAFETY/MED SUPPLIES	\$ 166.64	-	-
4500053364	3/24/2023	Staples Contract & Commercial Inc		G200-OFFICE SUPPLIES	\$ 177.27	-	-
4500053365	3/24/2023	Transit Holdings Inc		B140-BUS CHASSIS	\$ 2,390.04	-	-
4500053366	3/24/2023	R.S. Hughes Co Inc		G140-SHOP SUPPLIES	\$ 552.80	-	-
4500053367	3/24/2023	W.W. Grainger Inc		G170-LUBRICANTS	\$ 141.25	-	-
4500053368	3/24/2023	Kaman Industrial Technologies		G170-LUBRICANTS	\$ 99.96	-	-
4500053369	3/24/2023	Kurt Morgan		G200-OFFICE SUPPLIES	\$ 103.64	-	-
4500053370	3/24/2023	Home Depot USA Inc		G180-JANITORIAL SUPPLIES	\$ 612.23	-	-
4500053371	3/24/2023	D's Kustom Sales & Services, LLC		T110-TRACK, RAIL	\$ 812.97	-	-
4500053372	3/24/2023	Cummins Pacific LLC		B120-BUS MECHANICAL PARTS	\$ 83.09	-	-
4500053373	3/24/2023	TK Services Inc		B110-BUS HVAC SYSTEMS	\$ 67.82	-	-
4500053374	3/24/2023	The Gordian Group, Inc.		C130-CONSTRUCTION SVCS	\$ 5,905.70	-	-
4500053375	3/24/2023	Fastenal Company		G140-SHOP SUPPLIES	\$ 1,922.43	-	-
4500053376	3/27/2023	Transit Holdings Inc		B140-BUS CHASSIS	\$ 1,362.09	-	-
4500053377	3/27/2023	Transit Holdings Inc		B130-BUS BODY	\$ 25.60	-	-
4500053378	3/27/2023	Cummins Pacific LLC		B200-BUS PWR TRAIN EQUIP	\$ 1,318.47	-	-
4500053379	3/27/2023	Transit Holdings Inc		B200-BUS PWR TRAIN EQUIP	\$ 2,264.24	-	-
4500053380	3/27/2023	Transit Holdings Inc		B160-BUS ELECTRICAL	\$ 64.65	-	-

Purchase Orders							
PO Number	PO Date	Name	Prime Business Certification	Material Group	PO Value	DBE Subcontracted Amount	Non DBE Subcontracted Amount
4500053381	3/27/2023	Matthew Bender & Co Inc		P340-LEGAL	\$ 3,000.00	-	-
4500053382	3/27/2023	SC Commercial, LLC		A120-AUTO/TRUCK GASOLINE	\$ 2,903.72	-	-
4500053383	3/27/2023	Supreme Oil Company		A120-AUTO/TRUCK GASOLINE	\$ 11,498.77	-	-
4500053384	3/27/2023	Cummins Pacific LLC		B200-BUS PWR TRAIN EQUIP	\$ 3,098.63	-	-
4500053385	3/27/2023	Transit Holdings Inc		B160-BUS ELECTRICAL	\$ 3,078.65	-	-
4500053387	3/27/2023	Transit Holdings Inc		B160-BUS ELECTRICAL	\$ 4,074.95	-	-
4500053388	3/27/2023	Gillig LLC		B250-BUS REPAIR PARTS	\$ 2,863.41	-	-
4500053389	3/27/2023	Robcar Corporation	Woman Owned Business	G120-SECURITY	\$ 1,292.20	-	-
4500053390	3/27/2023	Charter Industrial Supply Inc	Small Business	R230-RAIL/LRV MECHANICAL	\$ 1,637.80	-	-
4500053391	3/27/2023	Applied Industrial Technologies-CA		G140-SHOP SUPPLIES	\$ 919.20	-	-
4500053392	3/27/2023	RS Americas, Inc.		G170-LUBRICANTS	\$ 1,602.89	-	-
4500053393	3/27/2023	Schunk Carbon Technology LLC		R190-RAIL/LRV PANTOGRAPH	\$ 3,502.94	-	-
4500053394	3/27/2023	Hitachi Rail STS USA, Inc.		M140-WAYSIDE SIGNALS	\$ 683.99	-	-
4500053395	3/27/2023	American Battery Corporation	Small Business	M190-SDSU ELECTRICAL	\$ 147.05	-	-
4500053396	3/27/2023	City of El Cajon		P310-ADVERTISING SERVICES	\$ 50.00	-	-
4500053397	3/27/2023	Western-Cullen-Hayes Inc		M130-CROSSING MECHANISM	\$ 62.07	-	-
4500053398	3/27/2023	OneSource Distributors, LLC		M180-STATION ELECTRICAL	\$ 219.17	-	-
4500053399	3/27/2023	Westair Gases & Equipment Inc	Small Business	G190-SAFETY/MED SUPPLIES	\$ 332.30	-	-
4500053400	3/27/2023	Safeway, Inc.		G260-MEDIA	\$ 550.00	-	-
4500053401	3/27/2023	Home Depot USA Inc		G140-SHOP SUPPLIES	\$ 1,374.32	-	-
4500053402	3/27/2023	U.S. Train Products LLC		R120-RAIL/LRV CAR BODY	\$ 969.75	-	-
4500053403	3/27/2023	Professional Contractors Supplies		G140-SHOP SUPPLIES	\$ 724.40	-	-
4500053404	3/27/2023	Golden State Supply LLC		G170-LUBRICANTS	\$ 167.77	-	-
4500053405	3/27/2023	West-Lite Supply Co Inc	Small Business	M140-WAYSIDE SIGNALS	\$ 1,127.07	-	-
4500053406	3/27/2023	Fastenal Company		G140-SHOP SUPPLIES	\$ 334.89	-	-
4500053407	3/27/2023	W.W. Grainger Inc		G140-SHOP SUPPLIES	\$ 416.48	-	-
4500053408	3/27/2023	Init Innovations in Transportation		B190-BUS FARE EQUIP	\$ 1,645.88	-	-
4500053409	3/27/2023	Clarran Inc.	DBE	G150-FASTENERS	\$ 77.53	-	-
4500053410	3/27/2023	TK Services Inc		B160-BUS ELECTRICAL	\$ 89.39	-	-
4500053411	3/27/2023	Home Depot USA Inc		F110-SHOP/BLDG MACHINERY	\$ 47.35	-	-
4500053412	3/27/2023	Transit Holdings Inc		B250-BUS REPAIR PARTS	\$ 3,542.89	-	-
4500053413	3/27/2023	Home Depot USA Inc		F110-SHOP/BLDG MACHINERY	\$ 150.08	-	-
4500053414	3/27/2023	Gillig LLC		B250-BUS REPAIR PARTS	\$ 122.51	-	-
4500053415	3/28/2023	Transit Holdings Inc		B160-BUS ELECTRICAL	\$ 4,291.39	-	-
4500053416	3/28/2023	Siemens Mobility, Inc.		R230-RAIL/LRV MECHANICAL	\$ 9,846.83	-	-
4500053417	3/28/2023	International Association for		P490-MANAGEMENT TRAINING	\$ 180.00	-	-
4500053418	3/28/2023	San Diego Community		P490-MANAGEMENT TRAINING	\$ 23.00	-	-
4500053419	3/28/2023	Home Depot USA Inc		F110-SHOP/BLDG MACHINERY	\$ 181.54	-	-
4500053420	3/28/2023	W.W. Grainger Inc		F110-SHOP/BLDG MACHINERY	\$ 139.11	-	-
4500053421	3/28/2023	Waxie's Enterprises Inc.		G180-JANITORIAL SUPPLIES	\$ 9,096.26	-	-
4500053422	3/28/2023	Transit Holdings Inc		B200-BUS PWR TRAIN EQUIP	\$ 133.29	-	-
4500053423	3/28/2023	Siemens Mobility, Inc.		M140-WAYSIDE SIGNALS	\$ 1,255.83	-	-
4500053424	3/28/2023	Reid and Clark Screen Arts Co		G230-PRINTED MATERIALS	\$ 1,249.90	-	-
4500053425	3/28/2023	State Water Resources Control Board		P340-LEGAL	\$ 10,250.00	-	-
4500053426	3/28/2023	Annex Warehouse Company, Inc		F120-BUS/LRV PAINT BOOTHS	\$ 4,202.25	-	-

Purchase Orders							
PO Number	PO Date	Name	Prime Business Certification	Material Group	PO Value	DBE Subcontracted Amount	Non DBE Subcontracted Amount
4500053427	3/28/2023	Gillig LLC		B130-BUS BODY	\$ 1,198.13	-	-
4500053428	3/29/2023	Transit Holdings Inc		B140-BUS CHASSIS	\$ 1,237.91	-	-
4500053429	3/29/2023	Cummins Pacific LLC		B200-BUS PWR TRAIN EQUIP	\$ 4,272.83	-	-
4500053430	3/29/2023	Transit Holdings Inc		B160-BUS ELECTRICAL	\$ 4,859.10	-	-
4500053431	3/29/2023	711 Print Enterprises Inc		G280-FARE MATERIALS	\$ 7,111.50	-	-
4500053432	3/29/2023	American Power Systems, LLC		M110-SUB STATION	\$ 477.80	-	-
4500053433	3/29/2023	Business Office Outfitters		G210-OFFICE FURNITURE	\$ 4,999.65	-	-
4500053434	3/29/2023	Uline		G210-OFFICE FURNITURE	\$ 3,944.90	-	-
4500053435	3/29/2023	Reid and Clark Screen Arts Co		P210-NON-REV VEH REPAIRS	\$ 81.42	-	-
4500053436	3/29/2023	Recaro North America Inc		R200-RAIL/LRV SEATING	\$ 921.54	-	-
4500053437	3/29/2023	Graybar Electric Co Inc		M140-WAYSIDE SIGNALS	\$ 329.29	-	-
4500053438	3/29/2023	Dellner Inc		R130-RAIL/LRV COUPLER	\$ 592.63	-	-
4500053439	3/29/2023	E-Z Spring & Stamping inc.		R140-RAIL/LRV DOORS/RAMP	\$ 463.86	-	-
4500053440	3/29/2023	Waxie's Enterprises Inc.		G180-JANITORIAL SUPPLIES	\$ 1,858.33	-	-
4500053441	3/29/2023	Reid and Clark Screen Arts Co		R120-RAIL/LRV CAR BODY	\$ 1,287.62	-	-
4500053442	3/29/2023	Winzer Franchise Company		G150-FASTENERS	\$ 618.39	-	-
4500053443	3/29/2023	Mohawk Mfg & Supply Co		B140-BUS CHASSIS	\$ 7.24	-	-
4500053444	3/29/2023	Transit Holdings Inc		B140-BUS CHASSIS	\$ 3,856.10	-	-
4500053445	3/29/2023	Vehicle Maintenance Program, Inc.	Woman Owned Business	B140-BUS CHASSIS	\$ 961.00	-	-
4500053446	3/29/2023	Axelliant LLC	Minority Owned Business	I110-INFORMATION TECH	\$ 60,434.00	-	-
4500053447	3/29/2023	MAC-IMPULSE, LLC		M120-OVRHEAD CATENARY SYS	\$ 3,154.92	-	-
4500053448	3/29/2023	Wesco Distribution Inc		M110-SUB STATION	\$ 262.91	-	-
4500053449	3/30/2023	Brown & Bigelow Inc		P310-ADVERTISING SERVICES	\$ 16,859.84	-	-
4500053450	3/30/2023	Cummins Pacific LLC		B200-BUS PWR TRAIN EQUIP	\$ 2,648.04	-	-
4500053451	3/30/2023	Muncie Transit Supply		B200-BUS PWR TRAIN EQUIP	\$ 19.62	-	-
4500053452	3/30/2023	Transit Holdings Inc		B120-BUS MECHANICAL PARTS	\$ 5,523.93	-	-
4500053453	3/30/2023	Transit Holdings Inc		B200-BUS PWR TRAIN EQUIP	\$ 8.83	-	-
4500053454	3/30/2023	Siemens Mobility, Inc.		R120-RAIL/LRV CAR BODY	\$ 25,704.84	-	-
4500053455	3/30/2023	Dellner Inc		R130-RAIL/LRV COUPLER	\$ 8,363.13	-	-
4500053456	3/30/2023	Hypertec USA, Inc.		I110-INFORMATION TECH	\$ 5,637.03	-	-
4500053457	3/30/2023	Hypertec USA, Inc.		I110-INFORMATION TECH	\$ 12,929.70	-	-
4500053458	3/30/2023	TK Services Inc		B250-BUS REPAIR PARTS	\$ 718.02	-	-
4500053459	3/30/2023	Mcmaster-Carr Supply Co		F110-SHOP/BLDG MACHINERY	\$ 460.31	-	-
4500053460	3/30/2023	TK Services Inc		B250-BUS REPAIR PARTS	\$ 395.31	-	-
4500053461	3/30/2023	W.W. Grainger Inc		G140-SHOP SUPPLIES	\$ 186.43	-	-
4500053462	3/30/2023	W.W. Grainger Inc		G140-SHOP SUPPLIES	\$ 136.99	-	-
4500053463	3/30/2023	Allied Refrigeration Inc		B250-BUS REPAIR PARTS	\$ 107.75	-	-
4500053464	3/30/2023	Mohawk Mfg & Supply Co		B250-BUS REPAIR PARTS	\$ 3,632.03	-	-
4500053465	3/30/2023	TK Services Inc		B250-BUS REPAIR PARTS	\$ 19.88	-	-
4500053466	3/30/2023	Romaine Electric Corporation	Small Business	M130-CROSSING MECHANISM	\$ 2,287.40	-	-
4500053467	3/30/2023	Clarran Inc.	DBE	G150-FASTENERS	\$ 427.19	-	-
4500053468	3/30/2023	Cummins Pacific LLC		B200-BUS PWR TRAIN EQUIP	\$ 1,698.03	-	-
4500053469	3/30/2023	Transit Holdings Inc		B130-BUS BODY	\$ 551.84	-	-
4500053470	3/30/2023	Transit Holdings Inc		B200-BUS PWR TRAIN EQUIP	\$ 245.67	-	-
4500053471	3/30/2023	Ace Uniforms LLC	Small Business	G120-SECURITY	\$ 64.66	-	-

Purchase Orders							
PO Number	PO Date	Name	Prime Business Certification	Material Group	PO Value	DBE Subcontracted Amount	Non DBE Subcontracted Amount
4500053473	4/3/2023	Transit Holdings Inc		B130-BUS BODY	\$ 420.70	-	-
4500053474	4/3/2023	SPX Technologies, Inc.		B190-BUS FARE EQUIP	\$ 4,607.76	-	-
4500053475	4/3/2023	Cummins Pacific LLC		B200-BUS PWR TRAIN EQUIP	\$ 1,491.60	-	-
4500053476	4/3/2023	Transit Holdings Inc		B200-BUS PWR TRAIN EQUIP	\$ 2,614.44	-	-
4500053477	4/3/2023	Transit Holdings Inc		B120-BUS MECHANICAL PARTS	\$ 132.75	-	-
4500053478	4/3/2023	Staples Contract & Commercial Inc		G200-OFFICE SUPPLIES	\$ 35.01	-	-
4500053479	4/3/2023	Quadient, Inc.		G200-OFFICE SUPPLIES	\$ 333.70	-	-
4500053480	4/3/2023	Siemens Mobility, Inc.		R230-RAIL/LRV MECHANICAL	\$ 256.55	-	-
4500053481	4/3/2023	Siemens Mobility, Inc.		R160-RAIL/LRV ELECTRICAL	\$ 2,183.34	-	-
4500053482	4/3/2023	Cummins Pacific LLC		B200-BUS PWR TRAIN EQUIP	\$ 2,554.82	-	-
4500053483	4/3/2023	Transit Holdings Inc		B140-BUS CHASSIS	\$ 11,027.77	-	-
4500053484	4/3/2023	SC Commercial, LLC		A120-AUTO/TRUCK GASOLINE	\$ 2,996.19	-	-
4500053485	4/3/2023	Supreme Oil Company		A120-AUTO/TRUCK GASOLINE	\$ 11,976.54	-	-
4500053487	4/3/2023	SPX Technologies, Inc.		G280-FARE MATERIALS	\$ 603.40	-	-
4500053488	4/3/2023	Fastenal Company		R160-RAIL/LRV ELECTRICAL	\$ 3,336.48	-	-
4500053489	4/3/2023	JKL Cleaning Systems	Small Business	P130-EQUIP MAINT REPR SVC	\$ 625.21	-	-
4500053490	4/3/2023	HD Supply Construction Supply, LTD.		F200-TANK EQUIPMENT	\$ 1,190.61	-	-
4500053491	4/3/2023	TK Services Inc		B120-BUS MECHANICAL PARTS	\$ 702.67	-	-
4500053492	4/3/2023	Merrimac Petroleum Inc	Woman Owned Business	A120-AUTO/TRUCK GASOLINE	\$ 35,638.56	-	-
4500053494	4/3/2023	West-Lite Supply Co Inc	Small Business	R180-RAIL/LRV LIGHTING	\$ 687.61	-	-
4500053495	4/3/2023	Professional Contractors Supplies		G160-PAINTS & CHEMICALS	\$ 421.67	-	-
4500053496	4/3/2023	Waxie's Enterprises Inc.		G130-SHOP TOOLS	\$ 3,940.83	-	-
4500053497	4/3/2023	Gillig LLC		B200-BUS PWR TRAIN EQUIP	\$ 2,678.73	-	-
4500053498	4/3/2023	Clarran Inc.	DBE	G150-FASTENERS	\$ 51.78	-	-
4500053499	4/3/2023	Inland Kenworth (US) Inc		B250-BUS REPAIR PARTS	\$ 1,156.29	-	-
4500053500	4/3/2023	Transit Holdings Inc		B130-BUS BODY	\$ 4,703.12	-	-
4500053501	4/3/2023	W.W. Grainger Inc		M110-SUB STATION	\$ 3,577.70	-	-
4500053502	4/3/2023	R.S. Hughes Co Inc		G140-SHOP SUPPLIES	\$ 2,415.93	-	-
4500053503	4/3/2023	AirSupply Tools, Inc		G140-SHOP SUPPLIES	\$ 152.36	-	-
4500053504	4/3/2023	Kaman Industrial Technologies		G160-PAINTS & CHEMICALS	\$ 262.87	-	-
4500053505	4/3/2023	Kurt Morgan		G200-OFFICE SUPPLIES	\$ 370.13	-	-
4500053506	4/3/2023	Mohawk Mfg & Supply Co		B120-BUS MECHANICAL PARTS	\$ 122.13	-	-
4500053507	4/3/2023	Genuine Parts Co		G170-LUBRICANTS	\$ 1,001.37	-	-
4500053508	4/4/2023	Transit Holdings Inc		B160-BUS ELECTRICAL	\$ 95.13	-	-
4500053509	4/4/2023	Siemens Mobility, Inc.		R180-RAIL/LRV LIGHTING	\$ 640.16	-	-
4500053510	4/4/2023	Transit Holdings Inc		B120-BUS MECHANICAL PARTS	\$ 2,061.00	-	-
4500053511	4/4/2023	Transit Holdings Inc		B200-BUS PWR TRAIN EQUIP	\$ 155.07	-	-
4500053512	4/4/2023	Staples Contract & Commercial Inc		G200-OFFICE SUPPLIES	\$ 188.38	-	-
4500053513	4/4/2023	W.W. Grainger Inc		P280-GENERAL SVC AGRMNTS	\$ 180.66	-	-
4500053514	4/4/2023	Gillig LLC		B250-BUS REPAIR PARTS	\$ 98.72	-	-
4500053515	4/4/2023	Neopart Transit LLC		B120-BUS MECHANICAL PARTS	\$ 4,298.16	-	-
4500053516	4/4/2023	Harbor Diesel & Equipment, Inc		B120-BUS MECHANICAL PARTS	\$ 419.58	-	-
4500053517	4/4/2023	Mcmaster-Carr Supply Co		B120-BUS MECHANICAL PARTS	\$ 747.88	-	-
4500053518	4/4/2023	Barry Sandler Enterprises		G180-JANITORIAL SUPPLIES	\$ 963.29	-	-
4500053519	4/4/2023	Cummins Pacific LLC		B200-BUS PWR TRAIN EQUIP	\$ 737.89	-	-

Purchase Orders							
PO Number	PO Date	Name	Prime Business Certification	Material Group	PO Value	DBE Subcontracted Amount	Non DBE Subcontracted Amount
4500053520	4/4/2023	Vern Rose Inc		G140-SHOP SUPPLIES	\$ 437.96	-	-
4500053521	4/4/2023	Winzer Franchise Company		G140-SHOP SUPPLIES	\$ 605.61	-	-
4500053522	4/4/2023	Winzer Franchise Company		G270-ELECTRICAL/LIGHTING	\$ 4,902.63	-	-
4500053524	4/4/2023	SC Commercial, LLC		A120-AUTO/TRUCK GASOLINE	\$ 2,455.73	-	-
4500053525	4/4/2023	Gillig LLC		B250-BUS REPAIR PARTS	\$ 89.44	-	-
4500053526	4/4/2023	Muncie Transit Supply		B140-BUS CHASSIS	\$ 389.73	-	-
4500053527	4/4/2023	W.W. Grainger Inc		B120-BUS MECHANICAL PARTS	\$ 2,786.48	-	-
4500053528	4/4/2023	Freeby Signs		B250-BUS REPAIR PARTS	\$ 555.43	-	-
4500053529	4/4/2023	Staples Contract & Commercial Inc		G200-OFFICE SUPPLIES	\$ 393.40	-	-
4500053530	4/4/2023	W.W. Grainger Inc		B110-BUS HVAC SYSTEMS	\$ 3,152.81	-	-
4500053531	4/4/2023	Fastenal Company		G140-SHOP SUPPLIES	\$ 308.11	-	-
4500053532	4/4/2023	San Diego Seal Inc	Small Business	M120-OVRHEAD CATENARY SYS	\$ 759.55	-	-
4500053533	4/4/2023	TK Services Inc		B250-BUS REPAIR PARTS	\$ 2,872.10	-	-
4500053534	4/4/2023	Annex Warehouse Company, Inc		F120-BUS/LRV PAINT BOOTHS	\$ 1,708.06	-	-
4500053535	4/4/2023	Brady Industries of California, LLC		G180-JANITORIAL SUPPLIES	\$ 246.05	-	-
4500053536	4/4/2023	SPX Technologies, Inc.		B190-BUS FARE EQUIP	\$ 275.78	-	-
4500053537	4/4/2023	Northwest Pump & Equipment Co		F110-SHOP/BLDG MACHINERY	\$ 358.81	-	-
4500053538	4/4/2023	Charter Industrial Supply Inc	Small Business	B120-BUS MECHANICAL PARTS	\$ 58.89	-	-
4500053539	4/4/2023	Harbor Diesel & Equipment, Inc		G170-LUBRICANTS	\$ 5,812.46	-	-
4500053540	4/4/2023	Wesco Distribution Inc		F110-SHOP/BLDG MACHINERY	\$ 538.21	-	-
4500053541	4/5/2023	Transit Holdings Inc		B160-BUS ELECTRICAL	\$ 1,451.01	-	-
4500053542	4/5/2023	Vehicle Maintenance Program, Inc.	Woman Owned Business	B140-BUS CHASSIS	\$ 838.19	-	-
4500053545	4/5/2023	ABC General Contractor Inc		C110-GENERAL CONTRACTORS	\$ 13,586.47	-	\$ 9,291.79
4500053546	4/5/2023	The Gordian Group, Inc.		C130-CONSTRUCTION SVCS	\$ 264.94	-	-
4500053547	4/5/2023	Cummins Pacific LLC		B200-BUS PWR TRAIN EQUIP	\$ 3,584.74	-	-
4500053548	4/5/2023	Transit Holdings Inc		B140-BUS CHASSIS	\$ 3,628.12	-	-
4500053549	4/5/2023	Resa Power LLC		M110-SUB STATION	\$ 113,750.00	-	-
4500053550	4/5/2023	W.W. Grainger Inc		F110-SHOP/BLDG MACHINERY	\$ 308.27	-	-
4500053551	4/5/2023	Home Depot USA Inc		F110-SHOP/BLDG MACHINERY	\$ 317.52	-	-
4500053552	4/5/2023	Transit Holdings Inc		B250-BUS REPAIR PARTS	\$ 115.81	-	-
4500053553	4/5/2023	Transit Holdings Inc		B140-BUS CHASSIS	\$ 865.66	-	-
4500053554	4/5/2023	Prochem Specialty Products Inc	Small Business	G180-JANITORIAL SUPPLIES	\$ 859.31	-	-
4500053555	4/5/2023	Don Oleson Inc	Small Business	B120-BUS MECHANICAL PARTS	\$ 2,901.32	-	-
4500053556	4/5/2023	Citywide Auto Glass Inc		P210-NON-REV VEH REPAIRS	\$ 337.26	-	-
4500053557	4/5/2023	Gillig LLC		B250-BUS REPAIR PARTS	\$ 2,878.12	-	-
4500053558	4/5/2023	ABC General Contractor Inc		C110-GENERAL CONTRACTORS	\$ 14,463.83	-	-
4500053559	4/5/2023	FinishMaster Inc		F120-BUS/LRV PAINT BOOTHS	\$ 1,604.07	-	-
4500053560	4/5/2023	Clarran Inc.	DBE	G150-FASTENERS	\$ 26.54	-	-
4500053561	4/5/2023	AirSupply Tools, Inc		G130-SHOP TOOLS	\$ 79.45	-	-
4500053562	4/5/2023	W.W. Grainger Inc		G140-SHOP SUPPLIES	\$ 632.60	-	-
4500053563	4/5/2023	Inland Kenworth (US) Inc		B200-BUS PWR TRAIN EQUIP	\$ 17,392.37	-	-
4500053564	4/5/2023	Kaman Industrial Technologies		G140-SHOP SUPPLIES	\$ 271.06	-	-
4500053565	4/5/2023	Professional Contractors Supplies		G130-SHOP TOOLS	\$ 130.73	-	-
4500053566	4/5/2023	Kurt Morgan		G200-OFFICE SUPPLIES	\$ 95.18	-	-
4500053567	4/5/2023	Home Depot USA Inc		F180-BUILDING MATERIALS	\$ 136.40	-	-

Purchase Orders							
PO Number	PO Date	Name	Prime Business Certification	Material Group	PO Value	DBE Subcontracted Amount	Non DBE Subcontracted Amount
4500053568	4/5/2023	Fastenal Company		G150-FASTENERS	\$ 271.12	-	-
4500053569	4/5/2023	Winzer Franchise Company		G150-FASTENERS	\$ 405.14	-	-
4500053570	4/5/2023	Cummins Pacific LLC		B200-BUS PWR TRAIN EQUIP	\$ 14,994.38	-	-
4500053571	4/6/2023	Cummins Pacific LLC		B200-BUS PWR TRAIN EQUIP	\$ 4,919.85	-	-
4500053572	4/6/2023	Transit Holdings Inc		B140-BUS CHASSIS	\$ 1,255.18	-	-
4500053573	4/6/2023	Transit Holdings Inc		G140-SHOP SUPPLIES	\$ 1,145.30	-	-
4500053574	4/6/2023	Home Depot USA Inc		F180-BUILDING MATERIALS	\$ 4,160.27	-	-
4500053575	4/6/2023	HD Supply Facilities Maintenance		F180-BUILDING MATERIALS	\$ 143.59	-	-
4500053576	4/6/2023	Santee Collision Center		P210-NON-REV VEH REPAIRS	\$ 3,076.07	-	-
4500053577	4/6/2023	Global Power Group, Inc	Small Business	P130-EQUIP MAINT REPR SVC	\$ 1,522.98	-	-
4500053578	4/6/2023	California Air Compressor Company		F110-SHOP/BLDG MACHINERY	\$ 413.00	-	-
4500053579	4/6/2023	US Mobile Wireless		P210-NON-REV VEH REPAIRS	\$ 48.49	-	-
4500053580	4/6/2023	Kenneth Place		F190-LANDSCAPING MAT'LS	\$ 211.15	-	-
4500053581	4/6/2023	Kenneth Place		F190-LANDSCAPING MAT'LS	\$ 430.99	-	-
4500053582	4/6/2023	Init Innovations in Transportation		G290-FARE REVENUE EQUIP	\$ 1,230.00	-	-
4500053583	4/6/2023	SiteOne Landscape Supply Holding		F190-LANDSCAPING MAT'LS	\$ 1,127.93	-	-
4500053584	4/6/2023	Ocean Blue Environmental Services	Minority Owned Business	P280-GENERAL SVC AGRMNTS	\$ 4,997.80	-	-
4500053585	4/6/2023	OSI Hardware Inc		I110-INFORMATION TECH	\$ 1,588.84	-	-
4500053586	4/7/2023	Transit Holdings Inc		B130-BUS BODY	\$ 406.65	-	-
4500053587	4/7/2023	Cummins Pacific LLC		B200-BUS PWR TRAIN EQUIP	\$ 635.93	-	-
4500053588	4/7/2023	Transit Holdings Inc		B200-BUS PWR TRAIN EQUIP	\$ 3,208.72	-	-
4500053589	4/7/2023	Transit Holdings Inc		B120-BUS MECHANICAL PARTS	\$ 710.29	-	-
4500053590	4/7/2023	Siemens Mobility, Inc.		R160-RAIL/LRV ELECTRICAL	\$ 1,051.34	-	-
4500053593	4/7/2023	Mohammad Karimi		G120-SECURITY	\$ 43.68	-	-
4500053594	4/7/2023	Dimensional Silk Screen Inc		G120-SECURITY	\$ 1,866.25	-	-
4500053595	4/7/2023	Cummins Pacific LLC		B200-BUS PWR TRAIN EQUIP	\$ 159.81	-	-
4500053596	4/7/2023	Transit Holdings Inc		B140-BUS CHASSIS	\$ 4,965.81	-	-
4500053597	4/7/2023	Transit Holdings Inc		B200-BUS PWR TRAIN EQUIP	\$ 13.47	-	-
4500053598	4/7/2023	Kenneth Place		F180-BUILDING MATERIALS	\$ 1,670.07	-	-
4500053599	4/7/2023	Sunbelt Rentals, Inc		P160-EQUIPMENT RENTALS	\$ 1,948.73	-	-
4500053600	4/10/2023	International Association for		P490-MANAGEMENT TRAINING	\$ 1,625.00	-	-
4500053601	4/10/2023	Dimensional Silk Screen Inc		G230-PRINTED MATERIALS	\$ 3,801.42	-	-
4500053602	4/10/2023	Cummins Pacific LLC		B200-BUS PWR TRAIN EQUIP	\$ 249.71	-	-
4500053603	4/10/2023	Mohawk Mfg & Supply Co		B140-BUS CHASSIS	\$ 226.85	-	-
4500053604	4/10/2023	Transit Holdings Inc		B200-BUS PWR TRAIN EQUIP	\$ 2,726.58	-	-
4500053605	4/10/2023	Siemens Mobility, Inc.		R160-RAIL/LRV ELECTRICAL	\$ 1,136.16	-	-
4500053606	4/10/2023	Steven Timme		G230-PRINTED MATERIALS	\$ 321.70	-	-
4500053607	4/10/2023	American Battery Corporation	Small Business	M110-SUB STATION	\$ 12,315.23	-	-
4500053608	4/10/2023	SC Commercial, LLC		A120-AUTO/TRUCK GASOLINE	\$ 2,996.19	-	-
4500053609	4/10/2023	Home Depot USA Inc		F180-BUILDING MATERIALS	\$ 392.02	-	-
4500053610	4/10/2023	Supreme Oil Company		A120-AUTO/TRUCK GASOLINE	\$ 12,167.66	-	-
4500053611	4/10/2023	Cummins Pacific LLC		B200-BUS PWR TRAIN EQUIP	\$ 2,269.59	-	-
4500053612	4/10/2023	Transit Holdings Inc		B140-BUS CHASSIS	\$ 1,625.01	-	-
4500053613	4/10/2023	Home Depot USA Inc		G130-SHOP TOOLS	\$ 550.44	-	-
4500053614	4/10/2023	Reid and Clark Screen Arts Co		R120-RAIL/LRV CAR BODY	\$ 566.77	-	-

Purchase Orders							
PO Number	PO Date	Name	Prime Business Certification	Material Group	PO Value	DBE Subcontracted Amount	Non DBE Subcontracted Amount
4500053615	4/10/2023	Madden Construction Inc		P280-GENERAL SVC AGRMNTS	\$ 719.00	-	-
4500053616	4/10/2023	Fastenal Company		G140-SHOP SUPPLIES	\$ 3,788.10	-	-
4500053617	4/10/2023	Pape Material Handling		P280-GENERAL SVC AGRMNTS	\$ 2,240.13	-	-
4500053618	4/10/2023	Myers & Sons Hi-Way Safety Inc		M150-PWR SWITCHES/LOCKS	\$ 26.94	-	-
4500053619	4/10/2023	Charter Industrial Supply Inc	Small Business	R220-RAIL/LRV TRUCKS	\$ 1,965.36	-	-
4500053620	4/10/2023	Brady Industries of California, LLC		G180-JANITORIAL SUPPLIES	\$ 2,594.03	-	-
4500053621	4/10/2023	Willy's Electronic Supply Co Inc	Small Business	M180-STATION ELECTRICAL	\$ 397.56	-	-
4500053622	4/10/2023	Airgas Inc		R160-RAIL/LRV ELECTRICAL	\$ 1,886.29	-	-
4500053623	4/10/2023	SC Commercial, LLC		G170-LUBRICANTS	\$ 271.95	-	-
4500053624	4/10/2023	General Signals Inc		M130-CROSSING MECHANISM	\$ 5,953.85	-	-
4500053625	4/10/2023	American Battery Corporation	Small Business	M190-SDSU ELECTRICAL	\$ 147.05	-	-
4500053626	4/10/2023	B&H Photo & Electronics Corp		R160-RAIL/LRV ELECTRICAL	\$ 1,244.15	-	-
4500053627	4/10/2023	R.S. Hughes Co Inc		G140-SHOP SUPPLIES	\$ 1,292.74	-	-
4500053628	4/10/2023	Matthias Moos		M120-OVRHEAD CATENARY SYS	\$ 1,616.25	-	-
4500053629	4/10/2023	Ahlee Backflow Service, Inc	Small Business	P280-GENERAL SVC AGRMNTS	\$ 298.57	-	-
4500053631	4/10/2023	W.W. Grainger Inc		R170-RAIL/LRV HVAC	\$ 1,960.78	-	-
4500053632	4/10/2023	Gillig LLC		B150-BUS COMM EQUIP.	\$ 3,238.53	-	-
4500053633	4/10/2023	Ferguson Enterprises		F110-SHOP/BLDG MACHINERY	\$ 90.59	-	-
4500053634	4/10/2023	Fastenal Company		G190-SAFETY/MED SUPPLIES	\$ 387.90	-	-
4500053635	4/10/2023	Waxie's Enterprises Inc.		G180-JANITORIAL SUPPLIES	\$ 1,212.44	-	-
4500053636	4/10/2023	Clarran Inc.	DBE	G150-FASTENERS	\$ 96.03	-	-
4500053637	4/10/2023	Brady Industries of California, LLC		G180-JANITORIAL SUPPLIES	\$ 192.01	-	-
4500053638	4/10/2023	Fastenal Company		G180-JANITORIAL SUPPLIES	\$ 1,611.73	-	-
4500053639	4/10/2023	W.W. Grainger Inc		G140-SHOP SUPPLIES	\$ 822.37	-	-
4500053640	4/10/2023	Neopart Transit LLC		B120-BUS MECHANICAL PARTS	\$ 11,697.35	-	-
4500053641	4/10/2023	Sherwin Williams Company		F120-BUS/LRV PAINT BOOTHS	\$ 773.45	-	-
4500053642	4/10/2023	W.W. Grainger Inc		G130-SHOP TOOLS	\$ 50.46	-	-
4500053643	4/10/2023	Mcmaster-Carr Supply Co		F110-SHOP/BLDG MACHINERY	\$ 18.27	-	-
4500053644	4/10/2023	W.W. Grainger Inc		F110-SHOP/BLDG MACHINERY	\$ 37.30	-	-
4500053645	4/10/2023	W.W. Grainger Inc		G140-SHOP SUPPLIES	\$ 28.92	-	-
4500053646	4/10/2023	Muncie Transit Supply		B140-BUS CHASSIS	\$ 388.97	-	-
4500053647	4/10/2023	Staples Contract & Commercial Inc		G200-OFFICE SUPPLIES	\$ 404.16	-	-
4500053648	4/10/2023	CDW LLC		I110-INFORMATION TECH	\$ 3,085.38	-	-
4500053649	4/11/2023	Muncie Transit Supply		B200-BUS PWR TRAIN EQUIP	\$ 90.45	-	-
4500053650	4/11/2023	Transit Holdings Inc		B140-BUS CHASSIS	\$ 1,187.06	-	-
4500053651	4/11/2023	Transit Holdings Inc		B140-BUS CHASSIS	\$ 234.19	-	-
4500053652	4/11/2023	Transit Holdings Inc		B200-BUS PWR TRAIN EQUIP	\$ 1,102.72	-	-
4500053653	4/11/2023	Team One Repair Inc		G290-FARE REVENUE EQUIP	\$ 141.46	-	-
4500053654	4/11/2023	Madden Construction Inc		P280-GENERAL SVC AGRMNTS	\$ 1,403.50	-	-
4500053655	4/11/2023	Madden Construction Inc		P280-GENERAL SVC AGRMNTS	\$ 1,189.25	-	-
4500053656	4/11/2023	Sunbelt Rentals, Inc		P160-EQUIPMENT RENTALS	\$ 240.16	-	-
4500053657	4/11/2023	Siemens Mobility, Inc.		R120-RAIL/LRV CAR BODY	\$ 1,915.80	-	-
4500053658	4/11/2023	Luminator Technology Group Global		R180-RAIL/LRV LIGHTING	\$ 6,446.90	-	-
4500053659	4/11/2023	Cummins Pacific LLC		B200-BUS PWR TRAIN EQUIP	\$ 1,613.84	-	-
4500053660	4/11/2023	Transit Holdings Inc		B120-BUS MECHANICAL PARTS	\$ 436.63	-	-

Purchase Orders							
PO Number	PO Date	Name	Prime Business Certification	Material Group	PO Value	DBE Subcontracted Amount	Non DBE Subcontracted Amount
4500053661	4/11/2023	Transit Holdings Inc		B130-BUS BODY	\$ 3,384.04	-	-
4500053662	4/11/2023	Transit Holdings Inc		B200-BUS PWR TRAIN EQUIP	\$ 11.47	-	-
4500053663	4/11/2023	Marine Corps Comm. Svcs.		P450-PERSONNEL SVCS	\$ 500.00	-	-
4500053664	4/11/2023	Siemens Mobility, Inc.		R160-RAIL/LRV ELECTRICAL	\$ 155.16	-	-
4500053665	4/11/2023	Transit Holdings Inc		B160-BUS ELECTRICAL	\$ 3,732.22	-	-
4500053666	4/11/2023	Gillig LLC		B130-BUS BODY	\$ 4,670.10	-	-
4500053667	4/11/2023	San Diego Community		P490-MANAGEMENT TRAINING	\$ 69.00	-	-
4500053668	4/12/2023	Cummins Pacific LLC		B200-BUS PWR TRAIN EQUIP	\$ 1,863.40	-	-
4500053669	4/12/2023	Transit Holdings Inc		B200-BUS PWR TRAIN EQUIP	\$ 773.45	-	-
4500053670	4/12/2023	Transit Holdings Inc		B200-BUS PWR TRAIN EQUIP	\$ 235.84	-	-
4500053671	4/12/2023	Cummins Pacific LLC		B120-BUS MECHANICAL PARTS	\$ 719.77	-	-
4500053672	4/12/2023	Transit Holdings Inc		B120-BUS MECHANICAL PARTS	\$ 508.44	-	-
4500053673	4/12/2023	W.W. Grainger Inc		G150-FASTENERS	\$ 210.65	-	-



**Metropolitan
Transit
System**

TO: MTS Board of Directors

FROM: Sharon Cooney, CEO

SUBJECT: Report of non-competitive contract award under "immediate remedial measures"

Background Summary

On March 9, 2023, MTS customer service reported two traction power vaults were making noise at 1240 India St. The noise from the vaults was caused by the failing of the vault's lids due to the heavy traffic from both buses and trucks on India St. The noise from the vaults resulted in persistent complaints from residents living near the MTS equipment (see attached complaint emails.)

In an effort to address the complaints, and ensure the vault lids were secure, MTS staff contracted AF General Group to make the necessary temporary repairs. Work was completed on Saturday, March 21, 2023. The total cost of the work was \$5,000.00.

Maintenance of Way (MOW) staff would have utilized a traditional competitive procurement, or Job Order Contract (JOC) work order. However, either procurement method would have caused a significant delay in making the necessary and immediate repairs. Thus, a sole source procurement was necessary to restore the safety of the traction power vaults quickly.

Following the repairs, and prior to approval of the Purchase Order, MOW was informed by Procurement staff, that for future emergency repairs the JOC services may be utilized, and the subsequent work order agreement may be processed after the work is completed.

Cost Justification

MOW staff reviewed the pricing for parts, labor, and associated general fees from AF General Group and compared them with the Independent Cost Estimate (ICE), and found the pricing fair and reasonable.

Report to MTS Board of Directors

In part, Cal. Public Utilities Code section 120224.1 and MTS Board Policy No 52, Section (F) (v) states:

Upon determining that immediate remedial measures to avert or alleviate damage to, or to repair or restore damaged or destroyed MTS property are necessary in order to ensure that MTS facilities are available to serve the transportation needs of the general public, the CEO may authorize the expenditure of money for the direct purchases of goods and services. The CEO, after the expenditure authorized under immediate remedial measures has been made, shall submit to the board a full report explaining the necessity for that action.



This memo acts as the CEO' report to the MTS Board of Directors of a sole source procurement involving immediate remedial measures.