Board of Directors Agenda

April 16, 2026

Click link to access the meeting:

https://www.zoomgov.com/j/1602805839

Zoom Meeting ID

Ways to Join

Computer: Click the link above. You will be prompted to run the Zoom browser or Zoom application. Once signed on to the meeting, you will have the option to join using your computer audio system or phone.

Webinar Features:

Raise Hand	▶	Use the **raise hand** feature every time you wish to make a public comment.
CC	▶	Participants can enable **closed captioning** by clicking the CC icon. You may also view the full transcript and change the font size by clicking 'subtitle settings'. These features are not available via phone.
	▶	This symbol shows you are **muted**, click this icon to unmute your microphone.
	▶	This symbol shows you are currently **unmuted**, click this button to mute your microphone.
	▶	The chat feature should be used by panelists and attendees solely for "housekeeping" matters as comments made through this feature will not be retained as part of the meeting record. See the **Live Verbal Public Comment** for instructions on how to make a public comment.

Smartphone or Tablet: Download the Zoom app and join the meeting by clicking the link or using the webinar ID (found in the link).

Download on the App Store | GET IT ON Google Play

Phone:

1. If you are joining the meeting audio by phone and viewing the meeting on a device, dial the number provided in the 'join audio' phone call tab of the initial pop-up, and enter the Meeting ID (found in the link).
2. If you are joining by phone only, dial: **+1-669-900-9128** or **+1-253-215-8782** and type the meeting ID found in the link, press #. You will have access to the meeting audio, **but will NOT be able to view the PowerPoint presentations.**

Live Verbal Public Comments: Use the 'Raise Hand' icon every time you wish to make a public comment on an item. Raise your hand once the agenda item you wish to comment on has been called. In person public comments will be taken first, virtual attendees will be taken in the order in which they raise their hand. Requests to speak will not be taken after the public comment period ends, unless under the Chair's discretion. General Public Comment, at the beginning of the Board of Directors meeting only, will be limited to five speakers. Additional speakers with general public comments will be heard at the end of the meeting. Two-minutes of time is allotted per speaker, unless otherwise directed by the Chair.

Public Comments Made Via Zoom

1. Click the link found at the top of this instruction page
2. Click the raise hand icon located in the bottom center of the platform
3. The Clerk will announce your name when it is your turn to speak
4. Unmute yourself to speak

Public Comments Made by Phone Only

1. Dial **+1-669-900-9128**
2. Type in the zoom meeting ID found in the link and press #
3. Dial *9 to raise your hand via phone
4. The Clerk will call out the last 4 digits of your phone number to announce you are next to speak
5. Dial *6 to unmute yourself

Written Public Comments (before the meeting): Written public comments will be recorded in the public record and will be provided to MTS Board Members in advance of the meeting. Comments must be emailed or mailed to the Clerk of the Board* by 4:00pm the day prior to the meeting.

Translation Services: Requests for translation services can be made by contacting the Clerk of the Board* at least four working days in advance of the meeting.

In-Person Participation: In-person public comments will be heard first. Following in-person public comments, virtual attendees will be heard in the order in which they raise their hand via the Zoom platform. Speaking time will be limited to two minutes per person, unless specified by the Chairperson. Requests to speak will not be taken after the public comment period ends, unless under the Chair's discretion.

Instructions for providing in-person public comments:

1. Fill out a speaker slip located at the entrance of the Board Room;
2. Submit speaker slip to MTS staff seated at the entrance of the Board Room;
3. When your name is announced, please approach the podium located on the right side of the dais to make your public comments.

Members of the public are permitted to make general public comment at the beginning of the agenda or specific comments referencing items on the agenda during the public comment period. General Public Comment, at the beginning of the Board of Directors meeting only, will be limited to five speakers. Additional speakers with general public comments will be heard at the end of the meeting.

Assistive Listening Devices (ALDs): ALDs are available from the Clerk of the Board* prior to the meeting and are to be returned at the end of the meeting.

Reasonable Accommodations: As required by the Americans with Disabilities Act (ADA), requests for agenda information in an alternative format or to request reasonable accommodations to facilitate meeting participation, please contact the Clerk of the Board* at least two working days prior to the meeting.

***Contact Information:** Contact the Clerk of the Board via email at ClerkoftheBoard@sdmts.com, phone at **(619) 398-9561** or by mail at **1255 Imperial Ave. Suite 1000, San Diego CA 92101.**

Agenda de la Junta de Directores

April 16, 2026

Haga clic en el enlace para acceder a la reunión:

https://www.zoomgov.com/j/1602805839

ID de la reunión en Zoom

Formas de Participar

Computadora: Haga clic en el enlace más arriba. Recibirá instrucciones para operar el navegador de Zoom o la aplicación de Zoom. Una vez que haya iniciado sesión en la reunión, tendrá la opción de participar usando el sistema de audio de su computadora o teléfono.

Funciones del Seminario En Línea:

Levantar la mano	▶	Use la herramienta de **levantar la mano** cada vez que desee hacer un comentario público.
CC	▶	Los participantes pueden habilitar **el subtitulado** haciendo clic en el ícono CC. También puede ver la transcripción completa y cambiar el tamaño de letra haciendo clic en “configuración de subtítulos”. Estas herramientas no están disponibles por teléfono.
	▶	Este símbolo indica que usted se encuentra en **silencio**, haga clic en este ícono para quitar el silenciador de su micrófono.
	▶	Este símbolo indica que su micrófono se encuentra **encendido**. Haga clic en este símbolo para silenciar su micrófono.
	▶	La herramienta de chat deben usarla los panelistas y asistentes únicamente para asuntos “pertinentes a la reunión”, ya que comentarios realizados a través de esta herramienta no se conservarán como parte del registro de la reunión. Consulte el **Comentario público verbal** en vivo para obtener instrucciones sobre cómo hacer un comentario público.

Teléfono Inteligente o Tableta: Descargue la aplicación de Zoom y participe en la reunión haciendo clic en el enlace o usando el ID del seminario web (que se encuentra en el enlace).

Descarga en el App Store

Obténla en Google Play

Teléfono:

1. Si está participando en la reunión mediante audio de su teléfono y viendo la reunión en un dispositivo, marque el número indicado en la pestaña de llamada telefónica “unirse por audio” en la ventana emergente inicial e ingrese el ID de la reunión (que se encuentra en el enlace).
2. Si está participando solo por teléfono, marque: **+1-669-900-9128** o **+1-253-215-8782** e ingrese el ID de la reunión que se encuentra en el enlace, pulse #. Tendrá acceso al audio de la reunión, **pero NO podrá ver las presentaciones en PowerPoint.**

Comentarios Públicos Verbales en Vivo: Use la herramienta “levantar la mano” cada vez que desee hacer un comentario público sobre alguno de los artículos. Levante la mano una vez que el artículo de la agenda sobre el que desea comentar haya sido convocado. Los comentarios públicos en persona se escucharán primero, se escuchará a los asistentes virtuales en el orden en el que levanten la mano. No se aceptarán solicitudes para hablar después de que termine el periodo para hacer comentarios públicos, a menos de que el presidente determine de otra forma a su discreción. Comentarios públicos generales, únicamente al inicio de la reunión de la Junta de Directores, se limitarán a cinco personas que deseen hablar. Las personas adicionales que deseen aportar comentarios públicos generales podrán hacerlo al final de la reunión. Se otorga dos minutos de tiempo por persona que desee hablar, a menos de que el presidente instruya de otra forma. (*Consulte la página 2 para obtener instrucciones sobre cómo hacer un comentario público.*)

Comentarios Públicos a Través de Zoom

1. Haga clic en el enlace que se encuentra en la parte superior de esta página de instrucciones
2. Haga clic en el ícono de levantar la mano en el centro inferior de la plataforma
3. El secretario anunciará su nombre cuando sea su turno de hablar
4. Desactive el silenciador para que pueda hablar

Comentarios Públicos Realizados Únicamente por Teléfono

1. Marque el **+1-669-900-9128**
2. Ingrese el ID de la reunión en Zoom que se encuentra en el enlace y pulse #
3. Marque *9 para levantar la mano por teléfono
4. El secretario indicará los últimos 4 dígitos de su número de teléfono para anunciar que usted será el siguiente en hablar
5. Marque *6 para desactivar el silenciador



Comentarios Públicos por Escrito (Antes de la Reunión): Los comentarios públicos por escrito se registrarán en el registro público y se entregarán a los miembros de la Junta de MTS antes de la reunión. Los comentarios deben enviarse por correo electrónico o postal al secretario de la Junta* antes de las 4:00 p.m. el día anterior a la reunión.



Servicios de Traducción: Pueden solicitarse servicios de traducción comunicándose con el secretario de la Junta* por lo menos cuatro días hábiles antes de la reunión.



Participación en Persona: Los comentarios públicos en persona se escucharán primero. Después de los comentarios públicos en persona, se escuchará a los asistentes virtuales en el orden en el que levanten la mano a través de la plataforma de Zoom. El tiempo para hablar se limitará a dos minutos por persona, a menos de que el presidente especifique de otra forma. No se recibirán solicitudes para hablar después de que termine el periodo para hacer comentarios públicos, a menos de que el presidente determine de otra forma a su discreción.

Instrucciones para brindar comentarios públicos en persona:

1. Llene la boleta para personas que desean hablar que se encuentran en la entrada de la Sala de la Junta.
2. Entregue la boleta para personas que desean hablar al personal de MTS que se encuentra sentado en la entrada de la Sala de la Junta.
3. Cuando anuncien su nombre, por favor, acérquese al podio ubicado en el lado derecho de la tarima para hacer sus comentarios públicos.

Los miembros del público pueden hacer comentarios públicos generales al inicio de la agenda o comentarios específicos que hagan referencia a los puntos de la agenda durante el periodo de comentarios públicos. Los comentarios públicos generales únicamente al inicio de la reunión de la Junta de Directores, se limitarán a cinco personas que deseen hablar. Las personas adicionales que deseen aportar comentarios públicos generales podrán hacerlo al final de la reunión.



Dispositivos de Asistencia Auditiva (ALD, por sus siglas en inglés): Los ALD están disponibles con el secretario de la Junta* antes de la reunión y estos deberán ser devueltos al final de la reunión.



Facilidades Razonables: Según lo requerido por la Ley de Estadounidenses con Discapacidades (ADA, por sus siglas en inglés), para presentar solicitudes de información de la agenda en un formato alternativo o solicitar facilidades razonables para facilitar su participación en la reunión, por favor, comuníquese con el secretario de la Junta* por lo menos dos días hábiles antes de la reunión.



***Información de Contacto:** Comuníquese con el secretario de la Junta por correo electrónico en ClerkoftheBoard@sdmts.com, por teléfono al **(619) 398-9561** o por correo postal en **1255 Imperial Ave. Suite 1000, San Diego CA 92101.**

Metropolitan Transit System

Board of Directors

Agenda

April 16, 2026 at 9:00 a.m.

In-Person Participation: James R. Mills Building, 1255 Imperial Avenue, 10th Floor Board Room, San Diego CA 92101

Teleconference Participation: (669) 254-5252; Webinar ID: 160 280 5839, https://www.zoomgov.com/j/1602805839

NO.	ITEM SUBJECT AND DESCRIPTION	ACTION
1.	**Roll Call**	
2.	**Public Comments** This item is limited to five speakers with two minutes per speaker. Others will be heard after Board Discussion items. If you have a report to present, please give your copies to the Clerk of the Board.	
	CONSENT ITEMS	
3.	**Approval of Minutes** Action would approve the March 19, 2026 Board of Directors meeting minutes.	Approve
4.	**CEO Report**	Informational
5.	**Centralized Train Control (CTC) System Maintenance Agreement – Work Order Agreement (WOA)** Action would authorize the Chief Executive Officer (CEO) to execute WOA 8 to MTS Doc. No. L1607.0-22 with Wabtec, in the amount of not-to-exceed $639,396.87 for Cybersecurity and Infrastructure Security Agency (CISA) Remediation.	Approve
6.	**Pest Control Services – Contract Award** Action would authorize the Chief Executive Officer (CEO) to execute MTS Doc. No. G3106.0-26, with Bashir Family Investment Inc., DBA: Pestmaster of San Diego (Bashir Family) for pest control services for five (5) years totaling $269,775.80.	Approve
7.	**Purchase of Solar-Powered Waste Compactors – Contract Award** Action would the Chief Executive Officer (CEO) to execute MTS Doc. No. L1711.0-26 (in substantially the same format as Attachment A) with Big Belly Solar, LLC for the purchase of eighty-four (84) solar-powered waste compactors in the amount of $496,274.71 (inclusive of shipping and taxes).	Approve

8. **Bus Fleet Seat Upholstery Replacement and Repair Services - Contract Award** — Approve

Action would authorize the Chief Executive Officer (CEO) to execute MTS Doc. No. B0785.0-26, with Molina Manufacturing, LLC (Molina), for Bus Fleet Seat Upholstery Replacement and Repair Services for five (5) years in the amount of $426,784.39 (inclusive of 7.75% CA sales tax).

9. **Train Operator Uniforms – Contract Award** — Approve

Action would authorize the Chief Executive Officer (CEO) to execute MTS Doc. No. L1708.0-26, with Ace Uniforms in the amount of $470,034.34 (inclusive of CA sales tax), for five (5) years effective May 1, 2026 for the purchase of Train Operator Uniforms.

10. **Security and Sign Out Booth Replacement at Imperial Avenue Division (IAD) Bus Maintenance Facility – Work Order Agreement** — Approve

Action would authorize the Chief Executive Officer (CEO) to execute Work Order No. MTSJOC441-03 under MTS Doc. PWG441.0-25, with ABC General Contractor, Inc. (ABCGC), in the amount of $141,374.65 for the replacement of the security and bus driver sign-out booths at the IAD bus maintenance facility.

11. **A and C Building Heating, Ventilation, and Air Conditioning (HVAC) Replacement – Work Order Agreement** — Approve

Action would authorize the Chief Executive Officer (CEO) to execute Work Order No. MTSJOC441-04 under MTS Doc. PWG441.0-25, with ABC General Contractor, Inc. (ABCGC), in the amount of $208,130.66 for the replacement and needed addition of HVAC for the MTS Trolley Facilities Buildings A and C.

12. **Maintenance of Wayside (MOW) Signal and Track Inspection Cloud Software Solution – Contract Award** — Approve

Action would authorize the Chief Executive Officer (CEO) to: 1) Execute MTS Doc No. L1690.0-25, with TekTracking LLC (TekTracking), to provide Signal and Track Inspection Cloud Software Solution in the amount of $2,480,001.07 for a three (3) year base period with (2) two 1-year options, for a total of five (5) years; and 2) Exercise the option years at the CEO's discretion.

13. **Old Town Transit Center Wayfinding (OTTC) Signage Design Services – Work Order Agreement** — Approve

Action would authorize the Chief Executive Officer (CEO) to execute Work Order No. WOA355-AE-75, under MTS Doc No. PWL355.0-22, with Psomas, in the amount of $422,506.60 to prepare Plans, Specifications, and Estimate (PS&E) for the OTTC Wayfinding Signage Design Services.

DISCUSSION ITEMS

14. **Recommended Changes to the Regional Comprehensive Fare Ordinance (Mark Olson)** — Approve

Action would forward a recommendation to SANDAG to make the changes to the Regional Comprehensive Fare Ordinance.

15. **E Street Affordable Component Transit-Oriented Development (TOD) Project (E St TOD Project) – Disposition and Development Agreement (Karen Landers)** — Approve

Action would 1) Authorize the Chief Executive Officer to execute a Disposition and Development Agreement with Bayview Family Housing LP for the E St TOD Project (DDA) and 2) Authorize the Chief Executive Officer to take all actions necessary to fulfill MTS's obligations under the DDA, including, but not limited to, executing a Ground Lease and related regulatory agreements for the project.

16. **Fiscal Year (FY) 2026 Q1 and Q2 Annual Performance Monitoring Report (Brent Boyd and Matthew Grace)** — Informational

17. **San Diego Metropolitan Transit System (MTS) Support Services Overview and Results (Amanda Denham)** — Informational

OTHER ITEMS

18. **Chair, Board Member and Chief Executive Officer's (CEO's) Communications**

19. **Remainder of Public Comments Not on The Agenda**

This item is a continuation of item No. 2 (Public Comment), in the event all speakers who request to comment on item No. 2 are not called. If all Public Comment is accepted during item No. 2, no additional public comment will be accepted under this item.

20. **Next Meeting Date**

The next Board of Director's meeting is scheduled for May 21, 2026 at 9:00am.

ADJOURNMENT

21. **Adjournment**

Metropolitan Transit System

MTS STAFF USE ONLY
Public Comment
AI #: 2 Date: 4/16/26
No. in queue: 1

IN – PERSON PUBLIC COMMENT

SPEAKER INFORMATION (please print)

Agenda Item No.: Public Comment

Name: Eric Christen Telephone: 858-431-6337

Email: Ericchristen@gmail.com

City of Residence: San Diego

Remark Subject: PLA

Affiliated Organization: Coalition for Fair Employment

PLEASE SUBMIT THIS COMPLETED FORM BACK TO THE CLERK

INSTRUCTIONS

This meeting is offered both in an in-person and virtual format. In-person speaker requests will be taken first. Speaking time will be limited to two minutes per person, unless specified by the Chairperson. Please make your comment at the podium located on the right side of the dais. Members of the public are permitted to make general public comments at the beginning of the agenda or make specific comments on any item in the agenda at the time the Board/Committee is considering the item during the meeting. Requests to speak will not be taken after the public comment period ends, unless under the Chair's discretion.

BOARD OF DIRECTORS MEETING

General Public Comment at the beginning of the agenda will be limited to five speakers with the standard two-minute limit, unless otherwise directed by the Chair. Additional speakers with general public comments will be heard at the end of the meeting.

MEETING RECORD

A paraphrased version of this comment will be included in the minutes. The full comment can be heard by reviewing the recording posted on the respective meeting website: https://www.sdmts.com/about/meetings-and-agendas. This form will be included in the Meeting Materials posted on the respective MTS meeting site.

Metropolitan Transit System

MTS STAFF USE ONLY
Public Comment
AI #: 2 Date: 4/16/26
No. in queue: 2

IN – PERSON PUBLIC COMMENT

SPEAKER INFORMATION (please print)

Agenda Item No.: Public Comment

Name: AMY Reichert Telephone: 619-972-5585

Email: AMY@Restoresandiego.com

City of Residence: La Mesa, CA

Remark Subject: PLA

Affiliated Organization: Restore San Diego

PLEASE SUBMIT THIS COMPLETED FORM BACK TO THE CLERK

INSTRUCTIONS

This meeting is offered both in an in-person and virtual format. In-person speaker requests will be taken first. Speaking time will be limited to two minutes per person, unless specified by the Chairperson. Please make your comment at the podium located on the right side of the dais. Members of the public are permitted to make general public comments at the beginning of the agenda or make specific comments on any item in the agenda at the time the Board/Committee is considering the item during the meeting. Requests to speak will not be taken after the public comment period ends, unless under the Chair's discretion.

BOARD OF DIRECTORS MEETING

General Public Comment at the beginning of the agenda will be limited to five speakers with the standard two-minute limit, unless otherwise directed by the Chair. Additional speakers with general public comments will be heard at the end of the meeting.

MEETING RECORD

A paraphrased version of this comment will be included in the minutes. The full comment can be heard by reviewing the recording posted on the respective meeting website: https://www.sdmts.com/about/meetings-and-agendas. This form will be included in the Meeting Materials posted on the respective MTS meeting site.

Metropolitan Transit System

MTS STAFF USE ONLY
Public Comment
AI #: 2 Date: 4/16/26
No. in queue: 3

IN – PERSON PUBLIC COMMENT

SPEAKER INFORMATION (please print)

Agenda Item No.: 2

Name: Miguel Aguirre Telephone: 6199173167

Email: migze3bcglobal.net

City of Residence:

Remark Subject: San Ysidro

Affiliated Organization:

PLEASE SUBMIT THIS COMPLETED FORM BACK TO THE CLERK

INSTRUCTIONS

This meeting is offered both in an in-person and virtual format. In-person speaker requests will be taken first. Speaking time will be limited to two minutes per person, unless specified by the Chairperson. Please make your comment at the podium located on the right side of the dais. Members of the public are permitted to make general public comments at the beginning of the agenda or make specific comments on any item in the agenda at the time the Board/Committee is considering the item during the meeting. Requests to speak will not be taken after the public comment period ends, unless under the Chair's discretion.

BOARD OF DIRECTORS MEETING

General Public Comment at the beginning of the agenda will be limited to five speakers with the standard two-minute limit, unless otherwise directed by the Chair. Additional speakers with general public comments will be heard at the end of the meeting.

MEETING RECORD

A paraphrased version of this comment will be included in the minutes. The full comment can be heard by reviewing the recording posted on the respective meeting website: https://www.sdmts.com/about/meetings-and-agendas. This form will be included in the Meeting Materials posted on the respective MTS meeting site.

Metropolitan Transit System

MTS STAFF USE ONLY
Public Comment
AI #: 2 Date: 4/16/26
No. in queue: 4

IN – PERSON PUBLIC COMMENT

SPEAKER INFORMATION (please print)

Agenda Item No.: #4 Public Comment

Name: Ansermio Estrada Telephone: —

Email: _____

City of Residence: _____

Remark Subject: _____

Affiliated Organization: _____

PLEASE SUBMIT THIS COMPLETED FORM BACK TO THE CLERK

INSTRUCTIONS

This meeting is offered both in an in-person and virtual format. In-person speaker requests will be taken first. Speaking time will be limited to two minutes per person, unless specified by the Chairperson. Please make your comment at the podium located on the right side of the dais. Members of the public are permitted to make general public comments at the beginning of the agenda or make specific comments on any item in the agenda at the time the Board/Committee is considering the item during the meeting. Requests to speak will not be taken after the public comment period ends, unless under the Chair's discretion.

BOARD OF DIRECTORS MEETING

General Public Comment at the beginning of the agenda will be limited to five speakers with the standard two-minute limit, unless otherwise directed by the Chair. Additional speakers with general public comments will be heard at the end of the meeting.

MEETING RECORD

A paraphrased version of this comment will be included in the minutes. The full comment can be heard by reviewing the recording posted on the respective meeting website: https://www.sdmts.com/about/meetings-and-agendas. This form will be included in the Meeting Materials posted on the respective MTS meeting site.

Metropolitan Transit System

PUBLIC COMMENT
AI 2, 4/16/2026
No. in Queue:5

CALL – IN PUBLIC COMMENT

Blair Beekman, provided a public comment for agenda item #2. A paraphrased version of Beekman's statement will be reflected in the minutes.

PUBLIC SPEAKER DISCLAIMER

INSTRUCTIONS

This meeting is offered both in an in-person and virtual format. In-person speaker requests will be taken first. Speaking time will be limited to two minutes per person, unless specified by the Chairperson. Members of the public are permitted to make general public comments at the beginning of the agenda or make specific comments on any item in the agenda at the time the Board/Committee is considering the item during the meeting. Requests to speak will not be taken after the public comment period ends, unless under the Chair's discretion.

BOARD OF DIRECTORS MEETING

General Public Comment at the beginning of the agenda will be limited to five speakers with the standard two-minute limit, unless otherwise directed by the Chair. Additional speakers with general public comments will be heard at the end of the meeting.

MEETING RECORD

A paraphrased version of this comment will be included in the minutes. The full comment can be heard by reviewing the recording posted on the respective meeting website: https://www.sdmts.com/about/meetings-and-agendas.

Metropolitan Transit System

MTS STAFF USE ONLY
Public Comment
AI #: 2 Date: 4/16/26
No. in queue: 6

IN – PERSON PUBLIC COMMENT

SPEAKER INFORMATION (please print)

Agenda Item No.: 2

Name: Nate Fairman Telephone: 858-531-9209

Email: NFairman@ibew465.org

City of Residence: Carlsbad

Remark Subject: Non agenda public comment

Affiliated Organization: IBEW 465

PLEASE SUBMIT THIS COMPLETED FORM BACK TO THE CLERK

INSTRUCTIONS

This meeting is offered both in an in-person and virtual format. In-person speaker requests will be taken first. Speaking time will be limited to two minutes per person, unless specified by the Chairperson. Please make your comment at the podium located on the right side of the dais. Members of the public are permitted to make general public comments at the beginning of the agenda or make specific comments on any item in the agenda at the time the Board/Committee is considering the item during the meeting. Requests to speak will not be taken after the public comment period ends, unless under the Chair's discretion.

BOARD OF DIRECTORS MEETING

General Public Comment at the beginning of the agenda will be limited to five speakers with the standard two-minute limit, unless otherwise directed by the Chair. Additional speakers with general public comments will be heard at the end of the meeting.

MEETING RECORD

A paraphrased version of this comment will be included in the minutes. The full comment can be heard by reviewing the recording posted on the respective meeting website: https://www.sdmts.com/about/meetings-and-agendas. This form will be included in the Meeting Materials posted on the respective MTS meeting site.

MINUTES

MEETING OF THE SAN DIEGO METROPOLITAN TRANSIT SYSTEM

BOARD OF DIRECTORS

March 19, 2026

[Clerk's note: Except where noted, public, staff and board member comments are paraphrased. The full comment can be heard by reviewing the recording at the MTS website.]

1. Roll Call

Chair Whitburn called the Board meeting to order at 9:04 a.m. A roll call sheet listing Board member attendance is attached as Attachment A.

2. Public Comment

Miguel Aguirre – provided a verbal statement to the Board during the meeting. Miguel advocated for issuing a request for proposals to manage private transportation on public property at the San Ysidro Trolley Station, which he described as the world's busiest border crossing. He stated that he had previously communicated with the Board and participated in meetings with MTS, law enforcement, public and private security regarding the conditions for the traveling public. He mentioned that public safety concerns and wildcatting are ongoing issues. Miguel offered to answer questions and meet with the Board members at the San Ysidro Trolley Station.

Peter Zschiesche – provided a verbal statement to the Board during the meeting. Peter addressed a presentation given on February 27th by the airport at the Taxi Advisory Committee (TAC) meeting, concerning proposed fee increases, including commercial drop-off fees. He stated that taxis were required to disclose fees in a way that made them appear more expensive than rideshare services and impacted small businesses. Peter noted that operational challenges caused by airport permit requirements and that the taxi industry had not been sufficiently considered in the airport proposal.

Alex Wong – provided a verbal statement to the Board during the meeting. Alex urged MTS to preserve Route 245 service if service reductions were necessary and suggested cutting or eliminating Rapid Express Routes 280 and 290 instead. He stated that Route 245 (sic) had more frequent service, significantly higher ridership, lower subsidies per passenger, and served more low-income riders, making it more equitable and essential despite longer travel times.

Christie Wolters – provided a written statement to the Board prior to the meeting. The written comment is provided in the March 19, 2026 Final Meeting Packet.

Patrick Yates – provided a written statement to the Board prior to the meeting. The written comment is provided in the March 19, 2026 Final Meeting Packet.

Mikaiil Hussein – provided a written statement to the Board prior to the meeting. The written comment is provided in the March 19, 2026 Final Meeting Packet.

Christopher Roberts – provided a written statement to the Board prior to the meeting. The written comment is provided in the March 19, 2026 Final Meeting Packet.

CONSENT ITEMS:

3. Approval of Minutes

Action would approve the February 12, 2026 Board of Directors meeting minutes.

4. CEO Report

5. Investment Report – Quarter Ending December 31, 2025

6. Listening Tour Bus Stop Shelter Upgrades Design Services – Work Order Amendment
Action would authorize the Chief Executive Officer (CEO) to approve Amendment No. WOA353-AE-34.01, under MTS Document No. PWL353.0-22, with Dokken Engineering (Dokken), to provide right-of-way services required for upgrading five (5) existing bus stops in the amount of $220,807.71.

7. 12th and Imperial Transit Center Project Design Amendment 3 – Work Order Amendment
Action would authorize the Chief Executive Officer (CEO) to execute Work Order Amendment No. WOA353-AE-08.03, under MTS Doc No. PWL353.0-22, with Dokken Engineering (Dokken), to provide survey, potholing, and 100% design services for the movement of, and addition of, Overhead Catenary System (OCS) poles and associated hardware required as part of the 12th and Imperial Transit Center Project, in the amount of $327,285.20.

8. ChargePoint Assure Warranty – Sole Source Contract Award
Action would authorize the Chief Executive Officer (CEO) to execute MTS Doc. No. B0789.0-26, with ChargePoint, Inc. (ChargePoint), for the Assure Warranty on twelve (12) ChargePoint plug-in chargers for five (5) years for a total cost of $197,040.00.

9. S7 Replacement Design: 12th & Imperial and Blue Line – Sole Source Work Order Agreement
Action would authorize the Chief Executive Officer (CEO) to execute Work Order MTS Doc. No. WOA355-AE-58, under MTS Doc No. PWL355.0-22, with Psomas, for design services for the S7 Replacement Design: 12th & Imperial and Blue Line project in the amount of $3,839,741.23.

10. Kearny Mesa Division (KMD) Concrete Lot Replacement – Contract Award
Action would authorize the Chief Executive Officer (CEO) to execute MTS Doc No. PWB452.0-26, with Miramar General Engineering (Miramar) in the amount of $494,947.61, for the replacement of damaged concrete and related work at KMD in both the Base and Add Alternate options.

11. Excess General Liability (Liability) And Excess Workers' Compensation (Workers' Compensation) Insurance Renewals
Action would 1) Authorize the Chief Executive Officer (CEO) to purchase a liability insurance program, effective March 31, 2026, that results in a not to exceed premium amount of $4,495,020 (including the State of California surplus lines taxes and fees) based on the coverage structure of $75 million inclusive of a $7.5 million Self Insured Retention (SIR) on Bus and Rail Operations, and a $5 million SIR on Public Officials' Errors and Omissions, and Employment Practices Liability. 2) Approve a two-year rate commitment from Safety National for MTS Excess Workers' Compensation Insurance program, excess of a $1 million SIR effective March 31, 2026, for a first-year premium deposit of $223,803, and a two-year total of approximately $447,606.

12. Property Insurance Renewal

Action would 1) Renew the property insurance coverage for the MTS, San Diego Transit Corporation (SDTC), and San Diego Trolley, Inc. (SDTI) with the Public Risk Innovation, Solutions, and Management (PRISM) Property Insurance Program, effective March 31, 2026 through March 31, 2027, with various coverage deductibles of $50,000 (real property, personal property and business interruption), $100,000 (bus fleet), $250,000 (light rail fleet), and a $3,000,000 sublimit on each occurrence subject to a $500,000 deductible for unscheduled infrastructure, for a total not to exceed premium of $5,215,600; and 2) Purchase stand-alone Engineered Risk Property insurance coverage for the Mid-Coast bridges with Chubb, effective March 31, 2026, through March 31, 2027, with a $100,000,000 per occurrence property damage sub-limit and a coverage deductible of $1,000,000, for a total not to exceed premium of $301,762.

13. On-Call Electrical Services – Contract Amendments

Action would 1) Ratify Amendment No. 1 to MTS Doc. No. PWG383.0-24, with Advanced Railway Innovations, Inc. (ARI), for the addition of the Imperial Avenue Division (IAD) location and funds to perform an electrical study in the amount of $50,000.00; and 2) Ratify Amendment No. 2 to MTS Doc. No. PWG383.0-24, with ARI, for the addition of the Kearny Mesa Division (KMD) location in the amount of $0.00; and 3) Ratify Amendment No. 3 to MTS Doc. No. PWG383.0-24, with ARI, for the addition of the Beyer Street Bridge location and funds to install lighting for a mural installation in the amount of $54,967.70; and 4) Ratify Amendment No. 4 to MTS Doc. No. PWG383.0-24, with ARI, for the addition of Copley Park and trolley station locations and two subcontractors in the amount of $0.00; and 5) Ratify Amendment No. 5 to MTS Doc. No. PWG383.0-24, with ARI, for the installation of the bus stop lighting pilot in the amount of $12,010.38; and 6) Authorize the Chief Executive Officer (CEO) to execute Amendment No. 6 to MTS Doc. No. PWG383.0-24, with ARI, for the Operations Control Center Uninterruptible Power Supply (UPS) unit replacements installation services in the amount of $82,535.60.

14. SafeFleet On-Board Video Surveillance System Preventative Maintenance, Repairs and All Related Support Services – Contract Amendment

Action would 1) Ratify Amendment No. 3 to MTS Doc. No. L1603.0-22, with Seon Design USA Corporation (“Seon”) in the amount of $15,374.80; 2) Ratify Amendment No. 5 to MTS Doc. No. L1603.0-22, with Seon in the amount of $132,000.00; and 3) Execute Amendment No. 6 to MTS Doc. No. L1603.0-22, with Seon to extend the agreement to April 30, 2027 and add funding for the ongoing repair and maintenance demands in the amount of $410,000.00.

15. Senate Bill (SB) 125 Allocation Package Revision (Mike Thompson)

Action would approve revised SB 125 Allocation Package.

Public Comment:

There were no Public Comments.

Board Comment:

There were no Board Comments.

Action Taken

Board Member Hall moved to approve Consent Agenda Item Nos. 3 to 15. Board Member Montgomery Steppe seconded the motion, and the vote was 12 to 0 in favor with Board Member Fernandez, Board Member Vaus and Board Member Moreno absent.

DISCUSSION ITEMS:

16. Fiscal Year (FY) 2026 Operating Budget Midyear Amendment (Gordon Meyer)

Gordon Meyer, MTS Manager of Financial Planning, presented on Fiscal Year (FY) 2026 Operating Budget Midyear Amendment. He presented on: Fiscal Year 2026 Operating Budget Revenue Assumptions – passenger levels, average fare, passenger revenue, other revenue, sales tax revenues, State Transit Assistance (STA), Senate Bill (SB) 125, and revenue summary. Fiscal Year 2026 Operating Budget Expense Assumptions – overview, personnel, outside services, purchased transportation, energy, risk management, other, and expenses summary. Fiscal Year 2026 operating budget consolidated revenues less expenses and staff recommendation.

Public Comment

There were no Public Comments.

Board Comment

Board Member Bush thanked staff for their work and stated his support for the staff recommendation. He expressed concerns regarding the recent decline in ridership and uncertainty around fuel prices and requested further explanation of the factors contributing to these trends. Ms. Cooney explained that ridership had declined across the system with the largest drop on the Orange Line but noted a slight increase in March. She described several contributing factors including heavy rains, reduced tourism and potential impacts from federal immigration enforcement. Ms. Cooney stated that multiple factors were likely contributing, making it difficult to identify a single cause.

Board Member Bush asked whether surveys had been conducted with employees or customers regarding ridership trends, adding that importance of gathering direct feedback. He also asked when the next budget update would be presented to the Board. Ms. Cooney stated that surveys had not yet been conducted. She explained that the current presentation is the FY26 Midyear Budget Amendment and in April the preliminary FY27 Budget will likely be presented. Ms. Cooney noted that a performance monitoring report with a more detailed analysis of ridership trends was also expected in April. Board Member Bush stated that he was not seeking time-intensive studies but requested clearer data on the causes of ridership declines, including estimated percentages related to factors such as weather and tourism. He emphasized that understanding these drivers was important particularly in the context of potential fare increases, and asked that more detailed information be provided at the April Board meeting.

He also inquired about how rising fuel costs and global conflicts, including impacts in the Middle East, were being factored into budget projections. Mr. Meyer explained that the FY26 amendment did not account for impacts from the conflict in Iran, noting that these would be considered in the FY27 forecast. He stated that recent natural gas prices, as of March 1st, remained low and did not yet reflect clear impact, but emphasized the need to review April data

to determine potential changes. Mr. Meyer added that fuel costs, including CNG and electricity would be evaluated together, and confirmed that while no additional buffer was included in the current budget some flexibility would be built into next year's projections. Board Member Bush noted that the information was somewhat encouraging and asked for confirmation that, despite the conflict being recent, there had been no significant impacts observed in fuel prices over the past three weeks. Mr. Meyer explained that local CNG prices can differ significantly from national trends and noted that they had not been rising in line with national increases. He mentioned that it remained a "wait and see" situation and stated that the April pricing data would be key in determining whether additional costs should be built into next year's budget. Board Member Bush expressed appreciation for staff's efforts in managing expenses and improving efficiencies, while emphasizing the need to remain cautious. He then made a motion to approve the staff recommendation and requested additional details on ridership data be provided at a future meeting.

Board Member Dillard thanked staff for the presentation and raised concerns that the proposed cost-saving measures did not include reductions for staff. She stated that focusing only on frontline workers, such as bus and Trolley operators, was not equitable and proposed an amendment to freeze raises for all staff, from top leadership on down, as part of the recommended belt-tightening measures. Ms. Cooney clarified that union employees had contractual wage increases, which were already included in the current and upcoming budget projections. Board Member Dillard acknowledged the contractual obligations for union employees but reiterated her concern that other staff had not been impacted by cost-saving measures. She emphasized the need for tougher financial decisions and proposed an amendment to freeze all staff pay increases until the budget was balanced.

Vice Chair Goble acknowledged the perspective on cost-cutting but expressed concern that freezing staff pay could negatively impact recruitment and retention of specialized public transit professionals. He noted that staff were already reducing costs in non-wage areas and warned that a pay freeze could harm morale and lead to losing valuable employees. Vice Chair Goble stated he supported the original motion without the amendment.

Board Member Elo-Rivera expressed appreciation for the discussion and emphasized the importance of having difficult conversations about considering all cost-savings options. He acknowledged concerns about staff retention but stressed the need to consider equitable sacrifices across all levels of the organization. He highlighted the perception among frontline workers if leadership is not asked to share in those sacrifices and suggested that options, including broader cost-cutting measures, should be analyzed. Board Member Elo-Rivera stated that transparent and uncomfortable discussions were necessary to achieve long-term goals for public transit. Ms. Cooney suggested that discussions about staff compensation and potential freezes would be more appropriate during the development of the next fiscal year's budget rather than midyear. She explained that salary decisions involved multiple factors, including organizational structure, market competitiveness, and prior salary adjustments, making a blanket freeze complex. She recommended revisiting the issue during the FY27 budget process to allow for more thorough and thoughtful analysis.

Board Member Bush agreed that compensation discussions were better suited for FY27 budget process and that all options should be considered. He clarified that his intent was not to reduce pay but to explore pausing salary increases for executive and non-bargaining staff, while acknowledging the complexity of union agreements. He requested data on the potential financial impact of such a measure and restated his motion to approve the staff recommendation, with a

request for staff to return April with an analysis of possible salary freeze for non-bargaining employees.

Chair Whitburn stated that while staff salaries were related to the budget, the current discussion was not germane to the midyear operating budget amendment. He clarified that the topic would be more appropriate for the upcoming FY27 budget process and suggested that it be addressed during that discussion.

Board Member Bush acknowledged to procedural clarification that budget discussions fall under the Executive Committee and agreed with the Chair's guidance. However, he emphasized the importance of formally documenting the request so staff would analyze the issue and not overlook it due to the absence of formal motion and asked how the Board could ensure it would be addressed.

Chair Whitburn stated that the FY27 budget discussion would be presented at the April 9, 2026 Executive Committee meeting, where staff salaries would be included as part of the broader budget conversation.

Board Member Bush amended his motion to approve the staff recommendation without additional conditions, noting that his prior comments would remain on the record, and requested a second to the motion.

Board Member Elo-Rivera clarified that the term "freeze" was being used in different ways and emphasized the importance of distinguishing between them. He explained that freezing positions referred to not filling vacant roles, rather than reducing or freezing employee pay, particularly in light of collective bargaining agreements. Ms. Cooney clarified that the discussion around freezing positions applied only to non-union administrative and management staff and did not affect any employees covered under collective bargaining agreements. Board Member Elo-Rivera clarified that "freezing" positions referred to not filling vacancies, while a separate discussion concerned freezing employee pay, as raised by Board Member Dillard. He confirmed that the Board was aligned on the definition and the need for further discussion on compensation.

Board Member Elo-Rivera also expressed concern that limiting Board input based on what was formally agendized could restrict the Board's authority in budget decisions, cautioning that it should not be reduced to simply approving or rejecting staff recommendations without the ability to propose additional considerations. Chair Whitburn clarified that while amendments are permitted, a salary freeze would not impact the FY26 budget and was therefore not relevant to the current item, but rather to the FY27 budget discussion. Board Member Elo-Rivera asked for procedural clarification, questioning whether including language about a salary freeze within the current motion would make it germane. He sought to understand if proposing a midyear freeze would be considered valid, given that the issue was otherwise being framed as part of the FY27 budget discussion. Chair Whitburn responded that such motion would likely not be considered relevant, explaining that freezing salaries midyear would simply maintain current levels through the FY26 budget and would not result in any substantive change to the item before the board.

Board Member Bush clarified that his intent was to request information for the FY27 budget rather than to make changes to the current FY26 budget. He acknowledged the importance of maintaining Board flexibility and emphasized the need for data on potential salary freezes moving forward.

Chair Whitburn affirmed that the Board has the authority to make amendments but clarified that determining whether an item was germane fell under his role.

Board Member Foster requested clarification on the motion, confirming it was to approve the staff recommendation. He expressed appreciation for the discussion but disagreed with the Chair's determination on what was germane, stating that once a motion is properly made and seconded, the Board should take action on it. He emphasized that any concerns about the motion's validity could be addressed afterward.

Board Member Montgomery Steppe agreed that motions should be voted on if deemed appropriate, noting that while the motion in question was not seconded, the Board still held responsibility for making policy decisions. She emphasized that legal advice is advisory and that final decisions rest with the Board, particularly on sensitive topics.

Action Taken

Board Member Bush moved to enact Resolution No. 26-3 (Attachment A) amending the FY 2026 operating budget for MTS, San Diego Transit Corporation (SDTC), San Diego Trolley, Inc. (SDTI), MTS Contract Services, and the Coronado Ferry. Chair Whitburn seconded the motion, and the vote was 14 to 0 in favor with Board Member Vaus absent.

17. Fiscal Year (FY) 2027 Capital Improvement Program (CIP) (Mike Thompson)

Mike Thompson, MTS Deputy Chief Financial Officer, Eli Belknap, MTS Senior Project Manager, and Mike Wygant, MTS Chief Operating Officer – Transit Services, presented on Fiscal Year (FY) 2027 Capital Improvement Program (CIP). They presented on: financial sustainability, innovative clean transit policy history, ZEB program cost summary for transition, CIP open projects in facility & construction and rail infrastructure, capital funding levels proposed for FY 2027, development of the FY 2027 CIP guiding principles, development of the FY 2027 CIP, FY 2027-31 CIP – unconstrained project list, capital project summary proposed FY 2027, FY 2027 CIP project highlights – bus revenue vehicles, rail revenue vehicles, facility & construction projects, rail infrastructure projects and other equipment & installation projects, FY 2027 CIP – five year forecast, innovative clean transit, other initiatives, five year summary and staff recommendation.

Public Comment

There were no Public Comments.

Board Comment

Board Member Moreno expressed appreciation for the comprehensive overview of CIP, highlighting the importance of transparency in how projects are planned and funded. She requested more information on the composition and evaluation criteria of the internal review committee, including how equity tools are incorporated. She also commended staff for successfully securing a competitive Federal Transit Administration (FTA) grant and concluded by making a motion to support the staff recommendation.

Board Member Bush requested clarification on which CIP's were not being funding for the upcoming FY27. Mr. Thompson explained that several projects were not being funded and were being deferred, including approximately five bus facility projects, four track infrastructure projects totaling about $7.7 million, and one equipment installation project delayed by a year. He noted that the full list of deferred projects was available in Attachment B. Board Member Bush

expressed concern about deferred projects on the Orange Line and asked how they were prioritized in terms of safety and State of Good Repair (SGR). He emphasized the importance of not deprioritizing critical areas and requested more insight into how staff evaluates and prioritizes projects, particularly when balancing ridership trends and investment decisions. Mr. Thompson clarified that the Orange Line project was being partially funded this year and next based on timing and available funding. He emphasized that it is a SGR project, fully supported by grant funding, and confirmed that no critical work was being deferred or impacted.

Board Member Bush asked for an update on the San Ysidro Intermodal Transit Center (ITC), inquiring about its current phase, funding status, and overall progress. Ms. Cooney stated that SANDAG is leading the ITC project and will present to the Board at a future meeting, as scheduling did not allow for it at this time. Board Member Bush emphasized the importance of receiving an update on the ITC project, noting its regional significance, cross-border ridership from Mexico, and potential opportunities for real estate and housing development.

Board Member Foster thanked staff for the clarification on the Orange Line and acknowledged concerns about ridership, expressing hope that current trends were temporary. He asked for an update on outstanding work near Akins, including whether it was covered in the FY26 budget or being carried into FY27, and inquired about the status of any federal funding to complete the project. Heather Furey, MTS Senior Director of Capital Projects, explained that $1.5 million in the FY26 CIP was allocated for design work in the Akins area, including structural improvements and safety features. She noted that the project was at 65% design, with full design expected by summer. She added that coordination with the City of San Diego was ongoing for drainage repairs but stated she did not have an update on federal funding. Ms. Cooney stated that insurance funding had been received for the project, but federal funding had not yet been secured. She explained that emergency federal relief funding can take years due to congressional appropriation requirements and noted that the agency was continuing to monitor the situation with its lobbyist. Board Member Foster offered to coordinate offline discussions to help advance the project, including engaging with regional delegation and the City of San Diego. He emphasized the need for collaboration to address delays, noting ongoing safety concerns due to temporary conditions along Akins Street.

Action Taken

Board Member Moreno moved to 1) Approve the fiscal year 2027 Capital Improvement Program (CIP) with the estimated federal and nonfederal funding levels (Attachments A & B). As the federal appropriation figures are finalized and/or other project funding sources become available, allow the Chie Executive Officer (CEO) to identify and adjust project for the adjusted funding levels; 2) Recommend that the San Diego Association of Governments (SANDAG) Board of directors approve the submittal of Federal Section 5307, 5337 and 5339 applications for the MTS fiscal year 2027 CIP (shown in Attachment A); 3) Recommend that the SANDAG Board of Directors approve amendment number 16 off the 2027 Regional Transportation Improvement Program (RTIP) in accordance with the fiscal year 2027 CIP recommendations. Board Member Hall seconded the motion, and the vote was 14 to 0 in favor with Board Member Vaus absent.

18. Comprehensive Operational Analysis (COA) Update (Brent Boyd)

Brenty Boyd, MTS Director of Planning and Scheduling, Melissa Sather and Russ Chishollm, with TMD, presented on Comprehensive Operational Analysis (COA) Update. They presented on: COA structure, October 2025 Board workshop recap, Board poll results – “Bus Bucks”

game, priority tradeoffs, project guiding principles, Task 3 recap – evaluation of Elevate SD 2020 recommendations, strategic prioritization, next steps and operator outreach.

Public Comment

There were no Public Comments.

Board Comment

There were no Board Comments.

Action Taken

No action taken. Informational item only.

19. Public Hearing: Route 110 Discontinuation (Brent Boyd)

Brent Boyd, MTS Director of Planning and Scheduling, presented on Public Hearing: Route 110 Discontinuation. He presented on: Route 110 ridership, Route 110 passenger profile, estimated effects, performance, guiding principles from October workshop, existing service along Mira Mesa Blvd., planned service along Mira Mesa Blvd., service between Miramar College Transit Station and Downtown San Diego, Title VI, Public Input (Survey), Public Input (Public Hearing), and staff recommendation.

Public Comment

The written public comments received prior to the meeting are provided in the March 19, 2026 Final Meeting Packet as Attachment B for this Agenda Item.

Board Comment

Sharon Cooney stated that staff were actively using insights from the COA and prior Board discussions to identify efficiencies, rather than waiting for the final report. She explained that these efforts were aimed at addressing the fiscal outlook and noted that the Route 110 recommendation was informed by findings from the ongoing process.

Vice Chair Goble asked whether PRONTO card data could identify the specific riders using the service and whether that information could be used to notify them directly about potential service discontinuations. Mr. Boyd explained that individual riders were not tracked, but data from PRONTO card taps can show travel patterns, such as where trips begin and end. Ms. Cooney added that while it is technically possible to contact riders through registered PRONTO cards, not all users provide contact information. She noted that as a result, staff relied on posting notices on bus stops, and having planners speak directly with customers to communicate service changes. Mr. Boyd stated that notices had been posted at bus stops for several weeks and that a survey was previously available. He added that staff conducted in-person outreach on February 24, speaking directly with riders, and noted that most customers were already aware of the survey and notifications. Vice Chair Goble asked whether the decline in ridership since the pandemic was due to an increase in remote work. Mr. Boyd explained that ridership declines on express routes were due to multiple factors, including increased remote work and reduced demand for downtown travel.

Action Taken

Board Member Hall moved to receive public testimony; and approve the discontinuation of Route 110. Board Member Fleming seconded the motion, and the vote was 13 to 0 in favor with Board Member Bush and Board Member Vaus absent.

20. Fare Change Study Update (Mark Olson and Israel Maldonado)

Mark Olson, MTS Director of Marketing and Communications, and Israel Maldonado, MTS Director of Fare Technology & Operations, presented on the Fare Change Study Update. They presented on: Fare change study background, strategy for filling the gap, Phase I Outreach recap, package development, drafting fare change proposals, fare change proposals: package A, package B, Phase II Engagement goals, Phase II Outreach, Phase II online survey results and fare change study timeline.

Public Comment

There were no Public Comments.

Board Comment

Board Member Moreno emphasized that community engagement required tailored, in-person approaches, particularly in District 8 where digital barriers, misinformation, and trust issues exist. She encouraged more direct outreach along key corridors like the Blue Line and Route 910, especially during peak hours and recommended partnering with trusted local organizations to better capture rider feedback.

Action Taken

No action taken. Informational item only.

CLOSED SESSION:

21. Public Comment for Closed Session

There were no Public Comments.

The Board convened to Closed Session at 11:37 a.m.

22. Closed Session – Conference with Legal Counsel — Anticipated Litigation Pursuant to California Government Code Section 54956.9(d)(2)
Claim: Nicholas Sudi (MTS Claim No. TS-01-1804-25)

23. Closed Session – Conference with Legal Counsel – Existing Litigation Pursuant to California Government Code Section 54956.9(d)(1)
Edmundson v. San Diego Metropolitan Transit System, et al.
SDSC Case No. 37-2023-00036827-CU-PA-CTL (Dept C-67, Hon. Michael T. Smyth)

Closed Session Reconvening

The Board reconvened to Open Session at 11:57 a.m.

Karen Landers, General Counsel, reported the following oral report on final actions taken in Closed Session:

22. The Board received a report and gave instructions to legal counsel.

23. The Board received a report and gave instructions to legal counsel.

OTHER ITEMS:

24. Chair, Board Member and Chief Executive Officer's (CEO's) Communications

There were no Chair, Board Member, CEO communications.

25. Remainder of Public Comments Not on The Agenda

There were no additional public comments.

ADJOURNMENT

26. Next Meeting Date

The next regularly scheduled Board meeting is April 16, 2026 at 9:00 a.m.

27. Adjournment

The meeting was adjourned at 11:58 a.m.

/s/ Stephen Whitburn
Chairperson
San Diego Metropolitan Transit System

Filed by:

/s/ Lucia Mansour
Clerk of the Board
San Diego Metropolitan Transit System

Approved as to form:

/s/ Karen Landers
General Counsel
San Diego Metropolitan Transit System

Attachment: A. Roll Call Sheet

SAN DIEGO METROPOLITAN TRANSIT SYSTEM
BOARD OF DIRECTORS
ROLL CALL

MEETING OF (DATE): March 19, 2026 CALL TO ORDER (TIME): 9:04 a.m.

RECESS: RECONVENE:

CLOSED SESSION: 11:37 a.m. RECONVENE: 11:57 a.m.

ORDINANCES ADOPTED: ADJOURN: 11:58 a.m.

JURISDICTION	BOARD MEMBER		ALTERNATE		PRESENT (TIME ARRIVED)	ABSENT (TIME LEFT)
City of Chula Vista	Cesar Fernandez	☒	Jose Preciado	☐	9:16 a.m.	11:58 a.m.
City of Chula Vista	John McCann	☒	Jose Preciado	☐	9:04 a.m.	11:58 a.m.
City of Coronado	Carrie Downey	☐	Mark Fleming	☒	9:04 a.m.	11:58 a.m.
County of San Diego	Monica Montgomery Steppe	☒	Paloma Aguirre	☐	9:04 a.m.	11:29 a.m.
City of El Cajon	Steve Goble (Vice-Chair)	☒	Phil Ortiz	☐	9:04 a.m.	11:58 a.m.
City of Imperial Beach	Matthew Leyba-Gonzalez	☒	Mariko Nakawatase	☐	9:04 a.m.	11:24 a.m.
City of La Mesa	Patricia Dillard	☒	Mark Arapostathis	☐	9:04 a.m.	11:58 a.m.
City of Lemon Grove	Jennifer Mendoza	☐	Seth Smith	☒	9:04 a.m.	11:58 a.m.
City of National City	Marcus Bush	☒	Jose Rodriguez	☐	9:05 a.m.	11:21 a.m.
City of Poway	Steve Vaus	☐	Peter De Hoff	☐	ABSENT	ABSENT
City of San Diego	Vivian Moreno	☒	Jennifer Campbell	☐	9:14 a.m.	11:58 a.m.
City of San Diego	Sean Elo-Rivera	☒	Joe LaCava	☐	9:04 a.m.	11:58 a.m.
City of San Diego	Todd Gloria	☐	Henry Foster	☒	9:08 a.m.	11:58 a.m.
City of San Diego	Stephen Whitburn (Chair)	☒	Kent Lee	☐	9:04 a.m.	11:58 a.m.
City of Santee	Ronn Hall	☒	Laura Koval John Minto	☐ ☐	9:04 a.m.	11:58 a.m.

SIGNED BY THE CLERK OF THE BOARD: /s/ Lucia Mansour

Metropolitan Transit System

Agenda Item No. 4

MEETING OF THE SAN DIEGO METROPOLITAN TRANSIT SYSTEM
BOARD OF DIRECTORS

April 16, 2026

SUBJECT:

Chief Executive Officer's (CEO) Report

INFORMATIONAL

In accordance with Board Policy No. 52, "Procurement of Goods and Services", attached are listings of contracts, purchase orders, and work orders that have been approved within the CEO's authority (up to and including $150,000) for the period March 12, 2026 – April 8, 2026.

CEO TRAVEL REPORT (since last Board meeting)

N/A

BOARD MEMBER TRAVEL REPORT (since last Board meeting)

N/A

Attachments: A. Purchase Orders
B. Expense and Revenue Contracts

Purchase Orders							
Purchase Orders	PO Date	Name	Prime Business Certification	Material Group	PO Value	DBE Subcontracted Amount	Non DBE Subcontracted Amount
4400003762	3/12/2026	W.W. Grainger Inc		G170-LUBRICANTS	$ 132.64	$ -	$ -
4400003763	3/12/2026	ODP Business Solutions, LLC		G200-OFFICE SUPPLIES	$ 52.58	$ -	$ -
4400003764	3/12/2026	ODP Business Solutions, LLC		G200-OFFICE SUPPLIES	$ 340.13	$ -	$ -
4400003765	3/12/2026	Mcmaster-Carr Supply Co		R230-RAIL/LRV MECHANICAL	$ 299.37	$ -	$ -
4400003766	3/13/2026	ODP Business Solutions, LLC		G200-OFFICE SUPPLIES	$ 51.06	$ -	$ -
4400003767	3/13/2026	W.W. Grainger Inc		G150-FASTENERS	$ 66.17	$ -	$ -
4400003768	3/13/2026	Mcmaster-Carr Supply Co		F230-METALS/FERROUS	$ 81.91	$ -	$ -
4400003769	3/17/2026	W.W. Grainger Inc		G130-SHOP TOOLS	$ 116.28	$ -	$ -
4400003770	3/17/2026	Mcmaster-Carr Supply Co		G140-SHOP SUPPLIES	$ 61.26	$ -	$ -
4400003771	3/17/2026	Mcmaster-Carr Supply Co		R180-RAIL/LRV LIGHTING	$ 230.47	$ -	$ -
4400003772	3/18/2026	ODP Business Solutions, LLC		G200-OFFICE SUPPLIES	$ 38.75	$ -	$ -
4400003773	3/18/2026	ODP Business Solutions, LLC		G200-OFFICE SUPPLIES	$ 444.63	$ -	$ -
4400003774	3/18/2026	Mcmaster-Carr Supply Co		G190-SAFETY/MED SUPPLIES	$ 217.76	$ -	$ -
4400003775	3/19/2026	W.W. Grainger Inc		G200-OFFICE SUPPLIES	$ 39.17	$ -	$ -
4400003776	3/19/2026	Mcmaster-Carr Supply Co		G270-ELECTRICAL/LIGHTING	$ 87.24	$ -	$ -
4400003777	3/19/2026	Mcmaster-Carr Supply Co		R230-RAIL/LRV MECHANICAL	$ 85.97	$ -	$ -
4400003778	3/20/2026	W.W. Grainger Inc		G130-SHOP TOOLS	$ 198.07	$ -	$ -
4400003779	3/20/2026	ODP Business Solutions, LLC		I110-INFORMATION TECH	$ 190.79	$ -	$ -
4400003780	3/20/2026	ODP Business Solutions, LLC		I110-INFORMATION TECH	$ 100.31	$ -	$ -
4400003781	3/23/2026	ODP Business Solutions, LLC		G200-OFFICE SUPPLIES	$ 453.28	$ -	$ -
4400003782	3/24/2026	Mcmaster-Carr Supply Co		R230-RAIL/LRV MECHANICAL	$ 343.90	$ -	$ -
4400003783	3/24/2026	W.W. Grainger Inc		M130-CROSSING MECHANISM	$ 27.19	$ -	$ -
4400003784	3/25/2026	W.W. Grainger Inc		G270-ELECTRICAL/LIGHTING	$ 57.83	$ -	$ -
4400003785	3/25/2026	W.W. Grainger Inc		G140-SHOP SUPPLIES	$ 523.80	$ -	$ -
4400003786	3/26/2026	W.W. Grainger Inc		M200-YARD FACILITIES	$ 132.86	$ -	$ -
4400003787	3/27/2026	ODP Business Solutions, LLC		G200-OFFICE SUPPLIES	$ 30.26	$ -	$ -
4400003788	3/27/2026	ODP Business Solutions, LLC		G200-OFFICE SUPPLIES	$ 31.97	$ -	$ -
4400003789	3/31/2026	W.W. Grainger Inc		F200-TANK EQUIPMENT	$ 721.80	$ -	$ -
4400003790	3/31/2026	W.W. Grainger Inc		M200-YARD FACILITIES	$ 143.40	$ -	$ -
4400003791	4/2/2026	Mcmaster-Carr Supply Co		G130-SHOP TOOLS	$ 57.32	$ -	$ -
4400003792	4/2/2026	Mcmaster-Carr Supply Co		F170-MATL HANDLING EQUIP	$ 1,684.95	$ -	$ -
4400003793	4/2/2026	ODP Business Solutions, LLC		G200-OFFICE SUPPLIES	$ 100.14	$ -	$ -
4400003794	4/3/2026	Mcmaster-Carr Supply Co		G190-SAFETY/MED SUPPLIES	$ 1,444.58	$ -	$ -
4400003795	4/3/2026	Mcmaster-Carr Supply Co		R230-RAIL/LRV MECHANICAL	$ 127.64	$ -	$ -
4400003796	4/3/2026	Mcmaster-Carr Supply Co		G140-SHOP SUPPLIES	$ 295.99	$ -	$ -
4400003797	4/6/2026	ODP Business Solutions, LLC		G200-OFFICE SUPPLIES	$ 296.61	$ -	$ -
4400003798	4/6/2026	ODP Business Solutions, LLC		G200-OFFICE SUPPLIES	$ 603.72	$ -	$ -
4400003799	4/6/2026	ODP Business Solutions, LLC		G200-OFFICE SUPPLIES	$ 451.45	$ -	$ -
4400003800	4/6/2026	ODP Business Solutions, LLC		G200-OFFICE SUPPLIES	$ 306.45	$ -	$ -
4400003801	4/7/2026	ODP Business Solutions, LLC		G200-OFFICE SUPPLIES	$ 448.80	$ -	$ -
4400003802	4/7/2026	ODP Business Solutions, LLC		I110-INFORMATION TECH	$ 130.14	$ -	$ -
4400003803	4/7/2026	W.W. Grainger Inc		G130-SHOP TOOLS	$ 355.71	$ -	$ -
4400003804	4/7/2026	Mcmaster-Carr Supply Co		G150-FASTENERS	$ 61.93	$ -	$ -
4400003805	4/7/2026	W.W. Grainger Inc		M200-YARD FACILITIES	$ 187.62	$ -	$ -
4500074135	3/12/2026	Transit Holdings Inc		B160-BUS ELECTRICAL	$ 196.23	$ -	$ -
4500074136	3/12/2026	Cummins Inc		B250-BUS REPAIR PARTS	$ 30.33	$ -	$ -
4500074137	3/12/2026	Transit Holdings Inc		B120-BUS MECHANICAL PARTS	$ 3,014.73	$ -	$ -
4500074138	3/12/2026	Cummins Inc		B200-BUS PWR TRAIN EQUIP	$ 3,260.08	$ -	$ -
4500074139	3/12/2026	Waxie's Enterprises, LLC		G180-JANITORIAL SUPPLIES	$ 822.35	$ -	$ -
4500074140	3/12/2026	Transit Holdings Inc		B120-BUS MECHANICAL PARTS	$ 698.06	$ -	$ -
4500074141	3/12/2026	National Business Furniture LLC		G210-OFFICE FURNITURE	$ 1,171.32	$ -	$ -
4500074142	3/12/2026	General Signals Inc		M130-CROSSING MECHANISM	$ 6,272.38	$ -	$ -
4500074143	3/12/2026	U.S. Train Products LLC		R120-RAIL/LRV CAR BODY	$ 4,288.45	$ -	$ -
4500074144	3/12/2026	Western-Cullen-Hayes Inc		M130-CROSSING MECHANISM	$ 847.80	$ -	$ -
4500074145	3/12/2026	Gillig LLC		B250-BUS REPAIR PARTS	$ 585.47	$ -	$ -
4500074146	3/12/2026	Mcmaster-Carr Supply Co		G140-SHOP SUPPLIES	$ 26.30	$ -	$ -

Purchase Orders							
Purchase Orders	**PO Date**	**Name**	**Prime Business Certification**	**Material Group**	**PO Value**	**DBE Subcontracted Amount**	**Non DBE Subcontracted Amount**
4500074147	3/12/2026	Transit Holdings Inc		B250-BUS REPAIR PARTS	$ 246.93	$ -	$ -
4500074148	3/12/2026	Home Depot USA Inc		G140-SHOP SUPPLIES	$ 100.11	$ -	$ -
4500074149	3/12/2026	Siemens Mobility, Inc.		R120-RAIL/LRV CAR BODY	$ 1,842.53	$ -	$ -
4500074150	3/12/2026	Romaine Electric Corporation		M130-CROSSING MECHANISM	$ 1,441.66	$ -	$ -
4500074151	3/12/2026	Schuko LLC		G220-OFFICE EQUIPMENT	$ 753.81	$ -	$ -
4500074152	3/12/2026	Data Controls Printworks, Inc.	Small Business	G230-PRINTED MATERIALS	$ 226.28	$ -	$ -
4500074153	3/12/2026	VCA Animal Hospitals, Inc.		G120-SECURITY	$ 176.35	$ -	$ -
4500074154	3/13/2026	Transit Holdings Inc		B140-BUS CHASSIS	$ 1,405.83	$ -	$ -
4500074155	3/13/2026	Cummins Inc		B200-BUS PWR TRAIN EQUIP	$ 800.36	$ -	$ -
4500074156	3/13/2026	Muncie Reclamation and Supply Co		B200-BUS PWR TRAIN EQUIP	$ 79.99	$ -	$ -
4500074157	3/13/2026	Transit Holdings Inc		B200-BUS PWR TRAIN EQUIP	$ 523.72	$ -	$ -
4500074158	3/13/2026	Transit Holdings Inc		B130-BUS BODY	$ 772.13	$ -	$ -
4500074159	3/13/2026	Arizona Machinery LLC		P210-NON-REV VEH REPAIRS	$ 226.88	$ -	$ -
4500074160	3/13/2026	Cummins Inc		B250-BUS REPAIR PARTS	$ 512.39	$ -	$ -
4500074161	3/13/2026	Waxie's Enterprises, LLC		G180-JANITORIAL SUPPLIES	$ 1,934.36	$ -	$ -
4500074162	3/13/2026	Transit Holdings Inc		B200-BUS PWR TRAIN EQUIP	$ 290.28	$ -	$ -
4500074163	3/13/2026	Transit Holdings Inc		B140-BUS CHASSIS	$ 6,381.76	$ -	$ -
4500074164	3/13/2026	Siemens Mobility, Inc.		R220-RAIL/LRV TRUCKS	$ 4,222.90	$ -	$ -
4500074165	3/13/2026	MJ Service Industries LLC	Disabled Veteran Business	G200-OFFICE SUPPLIES	$ 2,904.40	$ -	$ -
4500074166	3/13/2026	W. Baker Management Inc		R160-RAIL/LRV ELECTRICAL	$ 7,516.64	$ -	$ -
4500074167	3/13/2026	Reid and Clark Screen Arts Co		R120-RAIL/LRV CAR BODY	$ 635.73	$ -	$ -
4500074168	3/13/2026	San Diego Friction Products, Inc.		B120-BUS MECHANICAL PARTS	$ 4,285.22	$ -	$ -
4500074169	3/13/2026	Southwestern Community College Dist		P490-MANAGEMENT TRAINING	$ 655.12	$ -	$ -
4500074170	3/13/2026	DGB Counseling and Consulting Inc		P490-MANAGEMENT TRAINING	$ 360.00	$ -	$ -
4500074171	3/13/2026	W.W. Grainger Inc		G140-SHOP SUPPLIES	$ 121.37	$ -	$ -
4500074172	3/13/2026	SD County Crime Stoppers, Inc.		P490-MANAGEMENT TRAINING	$ 1,000.00	$ -	$ -
4500074173	3/16/2026	Jamison Professional Services, LLC	DBE	G170-LUBRICANTS	$ 960.44	$ -	$ -
4500074174	3/16/2026	Muncie Reclamation and Supply Co		B200-BUS PWR TRAIN EQUIP	$ 9.83	$ -	$ -
4500074175	3/16/2026	Waxie's Enterprises, LLC		G180-JANITORIAL SUPPLIES	$ 516.30	$ -	$ -
4500074176	3/16/2026	Waxie's Enterprises, LLC		G180-JANITORIAL SUPPLIES	$ 1,426.31	$ -	$ -
4500074177	3/16/2026	Transit Holdings Inc		B200-BUS PWR TRAIN EQUIP	$ 1,715.01	$ -	$ -
4500074178	3/16/2026	Siemens Mobility, Inc.		R160-RAIL/LRV ELECTRICAL	$ 1,147.31	$ -	$ -
4500074179	3/16/2026	Pacific Star Corporation		G180-JANITORIAL SUPPLIES	$ 64.31	$ -	$ -
4500074180	3/16/2026	Home Depot USA Inc		T150-TRACK, BRIDGES	$ 253.69	$ -	$ -
4500074181	3/16/2026	Railroad Tools & Solutions LLC		G130-SHOP TOOLS	$ 679.52	$ -	$ -
4500074182	3/16/2026	Transit Holdings Inc		B120-BUS MECHANICAL PARTS	$ 266.21	$ -	$ -
4500074183	3/16/2026	Muncie Reclamation and Supply Co		B200-BUS PWR TRAIN EQUIP	$ 4.91	$ -	$ -
4500074184	3/16/2026	Transit Holdings Inc		B140-BUS CHASSIS	$ 934.15	$ -	$ -
4500074185	3/16/2026	Louis Sardo Upholstery Inc		B130-BUS BODY	$ 1,706.83	$ -	$ -
4500074186	3/16/2026	Louis Sardo Upholstery Inc		B130-BUS BODY	$ 3,564.25	$ -	$ -
4500074187	3/16/2026	Louis Sardo Upholstery Inc		B130-BUS BODY	$ 2,861.44	$ -	$ -
4500074188	3/16/2026	TK Services Inc		B110-BUS HVAC SYSTEMS	$ 113.00	$ -	$ -
4500074189	3/16/2026	Staples Contract & Commercial LLC		G210-OFFICE FURNITURE	$ 1,051.59	$ -	$ -
4500074190	3/16/2026	Mcmaster-Carr Supply Co		R190-RAIL/LRV PANTOGRAPH	$ 221.13	$ -	$ -
4500074191	3/16/2026	Transit Holdings Inc		B130-BUS BODY	$ 3,665.09	$ -	$ -
4500074192	3/16/2026	CDW LLC		I110-INFORMATION TECH	$ 3,638.60	$ -	$ -
4500074193	3/16/2026	E W Truck & Equipment Co Inc		B130-BUS BODY	$ 1,499.88	$ -	$ -
4500074194	3/16/2026	All The King's Flags		M200-YARD FACILITIES	$ 1,208.31	$ -	$ -
4500074195	3/16/2026	American Battery Corporation	Small Business	P280-GENERAL SVC AGRMNTS	$ 4,776.56	$ -	$ -
4500074196	3/16/2026	Ascendancy Corp		R230-RAIL/LRV MECHANICAL	$ 4,294.16	$ -	$ -
4500074197	3/16/2026	Aymar Industries, LLC.		R140-RAIL/LRV DOORS/RAMP	$ 3,226.04	$ -	$ -
4500074198	3/16/2026	Steven R Timme		G230-PRINTED MATERIALS	$ 2,086.11	$ -	$ -
4500074199	3/16/2026	Charter Industrial Supply Inc	Small Business	B120-BUS MECHANICAL PARTS	$ 961.45	$ -	$ -
4500074200	3/16/2026	Clarran Inc.	DBE	G140-SHOP SUPPLIES	$ 698.75	$ -	$ -
4500074201	3/16/2026	Carey L. Brooks		P490-MANAGEMENT TRAINING	$ 972.00	$ -	$ -
4500074202	3/16/2026	Cummins Inc		B250-BUS REPAIR PARTS	$ 3,197.50	$ -	$ -

Purchase Orders							
Purchase Orders	**PO Date**	**Name**	**Prime Business Certification**	**Material Group**	**PO Value**	**DBE Subcontracted Amount**	**Non DBE Subcontracted Amount**
4500074203	3/16/2026	Freeby Signs		B250-BUS REPAIR PARTS	$ 133.07	$ -	$ -
4500074204	3/16/2026	D's Kustom Sales & Services, LLC		M150-PWR SWITCHES/LOCKS	$ 2,155.00	$ -	$ -
4500074205	3/16/2026	Fastenal Company		G140-SHOP SUPPLIES	$ 3,360.34	$ -	$ -
4500074206	3/16/2026	Gillig LLC		B140-BUS CHASSIS	$ 757.18	$ -	$ -
4500074207	3/16/2026	Hitachi Rail STS USA, Inc.		M130-CROSSING MECHANISM	$ 464.73	$ -	$ -
4500074208	3/16/2026	Home Depot USA Inc		G270-ELECTRICAL/LIGHTING	$ 289.50	$ -	$ -
4500074209	3/16/2026	Uline Inc		G200-OFFICE SUPPLIES	$ 372.06	$ -	$ -
4500074210	3/16/2026	Init Innovations in Transportation		G290-FARE REVENUE EQUIP	$ 4,232.50	$ -	$ -
4500074211	3/16/2026	Init Innovations in Transportation		G290-FARE REVENUE EQUIP	$ 6,654.80	$ -	$ -
4500074212	3/16/2026	Init Innovations in Transportation		G290-FARE REVENUE EQUIP	$ 6,654.80	$ -	$ -
4500074213	3/16/2026	Init Innovations in Transportation		G290-FARE REVENUE EQUIP	$ 1,329.68	$ -	$ -
4500074214	3/16/2026	Cummins Inc		B200-BUS PWR TRAIN EQUIP	$ 36.50	$ -	$ -
4500074215	3/16/2026	Cembre Inc		G130-SHOP TOOLS	$ 610.96	$ -	$ -
4500074216	3/16/2026	Gemini Forest Products Inc	Small Business	T110-TRACK, RAIL	$ 2,022.75	$ -	$ -
4500074217	3/16/2026	Southern Counties Oil Co, LP		A120-AUTO/TRUCK GASOLINE	$ 3,298.28	$ -	$ -
4500074218	3/16/2026	Supreme Oil Co.		A120-AUTO/TRUCK GASOLINE	$ 15,568.19	$ -	$ -
4500074219	3/16/2026	Init Innovations in Transportation		G290-FARE REVENUE EQUIP	$ 2,786.49	$ -	$ -
4500074220	3/16/2026	Init Innovations in Transportation		G290-FARE REVENUE EQUIP	$ 3,336.01	$ -	$ -
4500074221	3/16/2026	Inland Kenworth (US) Inc		B200-BUS PWR TRAIN EQUIP	$ 215.18	$ -	$ -
4500074222	3/16/2026	Muncie Reclamation and Supply Co		B140-BUS CHASSIS	$ 2,463.38	$ -	$ -
4500074223	3/16/2026	Neopart Transit LLC		B120-BUS MECHANICAL PARTS	$ 68.40	$ -	$ -
4500074224	3/16/2026	Prudential Overall Supply		G140-SHOP SUPPLIES	$ 581.85	$ -	$ -
4500074225	3/16/2026	Romaine Electric Corporation		B160-BUS ELECTRICAL	$ 7,645.20	$ -	$ -
4500074226	3/16/2026	San Diego Friction Products, Inc.		G160-PAINTS & CHEMICALS	$ 3,577.54	$ -	$ -
4500074227	3/16/2026	SC Commercial, LLC		B200-BUS PWR TRAIN EQUIP	$ 4,243.20	$ -	$ -
4500074228	3/16/2026	Siemens Mobility, Inc.		R160-RAIL/LRV ELECTRICAL	$ 4,547.05	$ -	$ -
4500074229	3/16/2026	Siemens Mobility, Inc.		R190-RAIL/LRV PANTOGRAPH	$ 1,907.18	$ -	$ -
4500074230	3/16/2026	Staples Contract & Commercial LLC		G200-OFFICE SUPPLIES	$ 43.74	$ -	$ -
4500074231	3/16/2026	Team One Repair Inc		G290-FARE REVENUE EQUIP	$ 4,858.62	$ -	$ -
4500074232	3/16/2026	Trolley Support LLC		B130-BUS BODY	$ 1,573.15	$ -	$ -
4500074233	3/16/2026	U.S. Train Products LLC		R120-RAIL/LRV CAR BODY	$ 2,909.25	$ -	$ -
4500074234	3/16/2026	Vehicle Maintenance Program, Inc.	Woman Owned Business	B120-BUS MECHANICAL PARTS	$ 2,644.54	$ -	$ -
4500074235	3/16/2026	ISC Applied Systems Corp		R160-RAIL/LRV ELECTRICAL	$ 1,616.25	$ -	$ -
4500074236	3/17/2026	Transit Holdings Inc		B140-BUS CHASSIS	$ 205.41	$ -	$ -
4500074237	3/17/2026	Siemens Mobility, Inc.		R160-RAIL/LRV ELECTRICAL	$ 11,514.57	$ -	$ -
4500074238	3/17/2026	Blue Angel International LLC	Small Business	G190-SAFETY/MED SUPPLIES	$ 548.23	$ -	$ -
4500074239	3/17/2026	Cummins Inc		B200-BUS PWR TRAIN EQUIP	$ 2,540.69	$ -	$ -
4500074240	3/17/2026	Transit Holdings Inc		B120-BUS MECHANICAL PARTS	$ 1,368.16	$ -	$ -
4500074241	3/17/2026	Transit Holdings Inc		B160-BUS ELECTRICAL	$ 591.23	$ -	$ -
4500074242	3/17/2026	Prochem Specialty Products Inc	Small Business	G180-JANITORIAL SUPPLIES	$ 1,863.22	$ -	$ -
4500074243	3/17/2026	B and H Photo and Electronics		R160-RAIL/LRV ELECTRICAL	$ 2,246.59	$ -	$ -
4500074244	3/17/2026	Brault Inc	Small Business	P280-GENERAL SVC AGRMNTS	$ 36,838.20	$ -	$ -
4500074245	3/17/2026	Professional Contractors Supplies		G130-SHOP TOOLS	$ 114.75	$ -	$ -
4500074246	3/17/2026	Mcmaster-Carr Supply Co		G150-FASTENERS	$ 814.03	$ -	$ -
4500074247	3/17/2026	W.W. Grainger Inc		B130-BUS BODY	$ 777.40	$ -	$ -
4500074248	3/17/2026	Clarran Inc.	DBE	G150-FASTENERS	$ 173.02	$ -	$ -
4500074249	3/17/2026	Madden Construction Inc		P280-GENERAL SVC AGRMNTS	$ 982.00	$ -	$ -
4500074250	3/17/2026	Transit Holdings Inc		B250-BUS REPAIR PARTS	$ 104.28	$ -	$ -
4500074251	3/17/2026	Transit Holdings Inc		B250-BUS REPAIR PARTS	$ 1,473.44	$ -	$ -
4500074252	3/17/2026	CDW LLC		I110-INFORMATION TECH	$ 149.63	$ -	$ -
4500074253	3/18/2026	Transit Holdings Inc		B120-BUS MECHANICAL PARTS	$ 1,465.19	$ -	$ -
4500074254	3/18/2026	Amazon.com Sales, Inc.		G200-OFFICE SUPPLIES	$ 182.06	$ -	$ -
4500074255	3/18/2026	Mohawk Mfg & Supply Co		B140-BUS CHASSIS	$ 70.66	$ -	$ -
4500074256	3/18/2026	Transit Holdings Inc		B200-BUS PWR TRAIN EQUIP	$ 81.27	$ -	$ -
4500074257	3/18/2026	Transit Holdings Inc		B120-BUS MECHANICAL PARTS	$ 3,764.27	$ -	$ -
4500074258	3/18/2026	Transit Holdings Inc		B130-BUS BODY	$ 26.18	$ -	$ -

Purchase Orders							
Purchase Orders	**PO Date**	**Name**	**Prime Business Certification**	**Material Group**	**PO Value**	**DBE Subcontracted Amount**	**Non DBE Subcontracted Amount**
4500074259	3/18/2026	Parts Authority, LLC		B160-BUS ELECTRICAL	$ 3,674.60	$ -	$ -
4500074260	3/18/2026	Pacific Star Corporation		G180-JANITORIAL SUPPLIES	$ 64.31	$ -	$ -
4500074261	3/18/2026	Home Depot USA Inc		F190-LANDSCAPING MAT'LS	$ 800.13	$ -	$ -
4500074262	3/18/2026	SiteOne Landscape Supply Holding		F190-LANDSCAPING MAT'LS	$ 664.85	$ -	$ -
4500074263	3/18/2026	W.W. Grainger Inc		P280-GENERAL SVC AGRMNTS	$ 603.18	$ -	$ -
4500074264	3/18/2026	W.W. Grainger Inc		G140-SHOP SUPPLIES	$ 607.82	$ -	$ -
4500074265	3/18/2026	Gillig LLC		B250-BUS REPAIR PARTS	$ 203.43	$ -	$ -
4500074266	3/18/2026	Dunn-Edwards Corporation		P280-GENERAL SVC AGRMNTS	$ 317.04	$ -	$ -
4500074267	3/18/2026	W.W. Grainger Inc		B250-BUS REPAIR PARTS	$ 18.15	$ -	$ -
4500074268	3/18/2026	Transit Holdings Inc		B250-BUS REPAIR PARTS	$ 382.97	$ -	$ -
4500074269	3/18/2026	TK Services Inc		B250-BUS REPAIR PARTS	$ 354.48	$ -	$ -
4500074270	3/18/2026	Cummins Inc		B200-BUS PWR TRAIN EQUIP	$ 950.24	$ -	$ -
4500074271	3/18/2026	Vehicle Maintenance Program, Inc.	Woman Owned Business	B120-BUS MECHANICAL PARTS	$ 8,543.86	$ -	$ -
4500074272	3/18/2026	San Diego Friction Products, Inc.		B140-BUS CHASSIS	$ 769.03	$ -	$ -
4500074273	3/18/2026	Veterans Engineering Services, Inc.	Disabled Veteran Business	C130-CONSTRUCTION SVCS	$ 48,330.40	$ -	$ -
4500074274	3/18/2026	The Gordian Group, Inc.		C130-CONSTRUCTION SVCS	$ 850.62	$ -	$ -
4500074275	3/18/2026	Transit Holdings Inc		B130-BUS BODY	$ 4,877.60	$ -	$ -
4500074276	3/18/2026	Gillig LLC		B140-BUS CHASSIS	$ 1,503.63	$ -	$ -
4500074277	3/18/2026	Uline Inc		G200-OFFICE SUPPLIES	$ 116.18	$ -	$ -
4500074278	3/18/2026	Muncie Reclamation and Supply Co		INSURANCE-Insurance Stock	$ 36,283.65	$ -	$ -
4500074279	3/18/2026	Kurt Morgan		G200-OFFICE SUPPLIES	$ 1,332.45	$ -	$ -
4500074280	3/18/2026	Waxie's Enterprises, LLC		G180-JANITORIAL SUPPLIES	$ 79.68	$ -	$ -
4500074281	3/18/2026	Waxie's Enterprises, LLC		G180-JANITORIAL SUPPLIES	$ 4,493.32	$ -	$ -
4500074282	3/18/2026	Transit Holdings Inc		B130-BUS BODY	$ 2,796.43	$ -	$ -
4500074283	3/18/2026	Hi-Tec Enterprises		R160-RAIL/LRV ELECTRICAL	$ 3,022.39	$ -	$ -
4500074284	3/18/2026	Big Belly Solar LLC		C120-SPECIALTY CONTRACTOR	$ 3,295.03	$ -	$ -
4500074285	3/18/2026	Home Depot USA Inc		G120-SECURITY	$ 468.06	$ -	$ -
4500074286	3/18/2026	Professional Contractors Supplies		G140-SHOP SUPPLIES	$ 934.07	$ -	$ -
4500074287	3/18/2026	Dimensional Silk Screen Inc		G230-PRINTED MATERIALS	$ 1,562.38	$ -	$ -
4500074288	3/18/2026	Dimensional Silk Screen Inc		G230-PRINTED MATERIALS	$ 1,268.76	$ -	$ -
4500074289	3/19/2026	Waxie's Enterprises, LLC		G180-JANITORIAL SUPPLIES	$ 408.98	$ -	$ -
4500074290	3/19/2026	Siemens Mobility, Inc.		R120-RAIL/LRV CAR BODY	$ 60,839.53	$ -	$ -
4500074291	3/19/2026	Jamison Professional Services, LLC	DBE	G170-LUBRICANTS	$ 2,326.37	$ -	$ -
4500074292	3/19/2026	Transit Holdings Inc		B200-BUS PWR TRAIN EQUIP	$ 319.80	$ -	$ -
4500074293	3/19/2026	Transit Holdings Inc		B250-BUS REPAIR PARTS	$ 53.40	$ -	$ -
4500074294	3/19/2026	Mohawk Mfg & Supply Co		B140-BUS CHASSIS	$ 21.38	$ -	$ -
4500074295	3/19/2026	Waxie's Enterprises, LLC		G180-JANITORIAL SUPPLIES	$ 82.64	$ -	$ -
4500074296	3/19/2026	Transit Holdings Inc		B200-BUS PWR TRAIN EQUIP	$ 268.30	$ -	$ -
4500074297	3/19/2026	Transit Holdings Inc		B130-BUS BODY	$ 2,478.52	$ -	$ -
4500074298	3/19/2026	Transit Holdings Inc		B130-BUS BODY	$ 526.55	$ -	$ -
4500074299	3/19/2026	Signal Hill Auto Enterprises, Inc.		G180-JANITORIAL SUPPLIES	$ 76.44	$ -	$ -
4500074300	3/19/2026	VSI Technologies Inc	Woman Owned Business	G190-SAFETY/MED SUPPLIES	$ 387.90	$ -	$ -
4500074301	3/19/2026	Hi-Tec Enterprises		R140-RAIL/LRV DOORS/RAMP	$ 339.42	$ -	$ -
4500074302	3/19/2026	San Diego Friction Products, Inc.		B140-BUS CHASSIS	$ 4,394.17	$ -	$ -
4500074303	3/19/2026	Clarran Inc.	DBE	G150-FASTENERS	$ 101.12	$ -	$ -
4500074304	3/19/2026	Transit Holdings Inc		B250-BUS REPAIR PARTS	$ 561.86	$ -	$ -
4500074305	3/19/2026	Sportworks Global LLC		B130-BUS BODY	$ 117.56	$ -	$ -
4500074306	3/19/2026	Trinity Sling Authority, Inc.		F180-BUILDING MATERIALS	$ 85.79	$ -	$ -
4500074307	3/19/2026	Wesco Distribution Inc		F110-SHOP/BLDG MACHINERY	$ 433.16	$ -	$ -
4500074308	3/19/2026	The Sherwin-Williams Company		B130-BUS BODY	$ 1,205.88	$ -	$ -
4500074309	3/19/2026	Pacific Rigging Loft Inc		G130-SHOP TOOLS	$ 844.64	$ -	$ -
4500074310	3/19/2026	Pacific Rigging Loft Inc		F170-MATL HANDLING EQUIP	$ 750.00	$ -	$ -
4500074311	3/19/2026	Neyenesch Printers Inc	Small Business	G200-OFFICE SUPPLIES	$ 4,125.31	$ -	$ -
4500074312	3/19/2026	Uline Inc		G220-OFFICE EQUIPMENT	$ 597.07	$ -	$ -
4500074313	3/19/2026	Steven R Timme		G230-PRINTED MATERIALS	$ 160.08	$ -	$ -
4500074314	3/19/2026	Steven R Timme		G230-PRINTED MATERIALS	$ 440.23	$ -	$ -

Purchase Orders							
Purchase Orders	PO Date	Name	Prime Business Certification	Material Group	PO Value	DBE Subcontracted Amount	Non DBE Subcontracted Amount
4500074316	3/20/2026	San Diego Friction Products, Inc.		B140-BUS CHASSIS	$ 4,394.17	$ -	$ -
4500074317	3/20/2026	Transit Holdings Inc		B160-BUS ELECTRICAL	$ 2,833.74	$ -	$ -
4500074318	3/20/2026	Transit Holdings Inc		B120-BUS MECHANICAL PARTS	$ 798.04	$ -	$ -
4500074319	3/20/2026	Cummins Inc		B200-BUS PWR TRAIN EQUIP	$ 503.30	$ -	$ -
4500074320	3/20/2026	Waxie's Enterprises, LLC		G180-JANITORIAL SUPPLIES	$ 491.34	$ -	$ -
4500074321	3/20/2026	Transit Holdings Inc		B200-BUS PWR TRAIN EQUIP	$ 19.59	$ -	$ -
4500074322	3/20/2026	Transit Holdings Inc		B130-BUS BODY	$ 272.29	$ -	$ -
4500074323	3/20/2026	W.W. Grainger Inc		F110-SHOP/BLDG MACHINERY	$ 295.81	$ -	$ -
4500074324	3/20/2026	W.W. Grainger Inc		F110-SHOP/BLDG MACHINERY	$ 201.75	$ -	$ -
4500074325	3/20/2026	Southern Counties Lubricants LLC		G170-LUBRICANTS	$ 2,963.13	$ -	$ -
4500074326	3/20/2026	IFE North America, LLC		R140-RAIL/LRV DOORS/RAMP	$ 16,830.55	$ -	$ -
4500074327	3/20/2026	Ster Seating LLC		B130-BUS BODY	$ 2,819.60	$ -	$ -
4500074328	3/20/2026	San Diego Friction Products, Inc.		B120-BUS MECHANICAL PARTS	$ 4,285.22	$ -	$ -
4500074329	3/20/2026	SC Commercial, LLC		G170-LUBRICANTS	$ 3,702.88	$ -	$ -
4500074330	3/20/2026	Clarran Inc.	DBE	G130-SHOP TOOLS	$ 258.11	$ -	$ -
4500074331	3/20/2026	Muncie Reclamation and Supply Co		B250-BUS REPAIR PARTS	$ 2,932.00	$ -	$ -
4500074332	3/20/2026	MJ Service Industries LLC	Disabled Veteran Business	M140-WAYSIDE SIGNALS	$ 74.35	$ -	$ -
4500074333	3/20/2026	Transit Holdings Inc		B140-BUS CHASSIS	$ 4,520.66	$ -	$ -
4500074334	3/20/2026	Cummins Inc		B120-BUS MECHANICAL PARTS	$ 35,098.83	$ -	$ -
4500074335	3/23/2026	Transit Holdings Inc		B200-BUS PWR TRAIN EQUIP	$ 143.26	$ -	$ -
4500074336	3/23/2026	Cummins Inc		B200-BUS PWR TRAIN EQUIP	$ 6,021.30	$ -	$ -
4500074337	3/23/2026	Transit Holdings Inc		B160-BUS ELECTRICAL	$ 378.84	$ -	$ -
4500074338	3/23/2026	Cummins Inc		B200-BUS PWR TRAIN EQUIP	$ 462.05	$ -	$ -
4500074339	3/23/2026	Transit Holdings Inc		B200-BUS PWR TRAIN EQUIP	$ 2,517.10	$ -	$ -
4500074340	3/23/2026	Gillig LLC		B250-BUS REPAIR PARTS	$ 124.16	$ -	$ -
4500074341	3/23/2026	Gillig LLC		B250-BUS REPAIR PARTS	$ 2,334.17	$ -	$ -
4500074342	3/23/2026	Digi-Key Corporation		R160-RAIL/LRV ELECTRICAL	$ 757.15	$ -	$ -
4500074343	3/23/2026	Madden Construction Inc		P280-GENERAL SVC AGRMNTS	$ 994.92	$ -	$ -
4500074344	3/23/2026	ACCO Brands USA LLC		P280-GENERAL SVC AGRMNTS	$ 572.10	$ -	$ -
4500074345	3/23/2026	Home Depot USA Inc		G130-SHOP TOOLS	$ 200.75	$ -	$ -
4500074346	3/23/2026	Gillig LLC		B250-BUS REPAIR PARTS	$ 4,516.35	$ -	$ -
4500074347	3/23/2026	Transit Holdings Inc		B250-BUS REPAIR PARTS	$ 4,229.76	$ -	$ -
4500074348	3/23/2026	Inland Kenworth (US) Inc		B120-BUS MECHANICAL PARTS	$ 136.37	$ -	$ -
4500074349	3/23/2026	R.S. Hughes Co Inc		G140-SHOP SUPPLIES	$ 383.11	$ -	$ -
4500074350	3/23/2026	Evolution Markets Inc		P280-GENERAL SVC AGRMNTS	$ 60,800.00	$ -	$ -
4500074351	3/23/2026	Merrimac Petroleum Inc	Woman Owned Business	A120-AUTO/TRUCK GASOLINE	$ 16,680.95	$ -	$ -
4500074352	3/23/2026	Merrimac Petroleum Inc	Woman Owned Business	A120-AUTO/TRUCK GASOLINE	$ 3,580.46	$ -	$ -
4500074353	3/23/2026	Mohawk Mfg & Supply Co		B130-BUS BODY	$ 24.10	$ -	$ -
4500074354	3/23/2026	Gillig LLC		B130-BUS BODY	$ 3,652.84	$ -	$ -
4500074355	3/23/2026	Trolley Support LLC		B130-BUS BODY	$ 6,949.88	$ -	$ -
4500074356	3/23/2026	SC Commercial, LLC		B120-BUS MECHANICAL PARTS	$ 7,261.22	$ -	$ -
4500074357	3/23/2026	Init Innovations in Transportation		G290-FARE REVENUE EQUIP	$ 1,305.95	$ -	$ -
4500074358	3/23/2026	Maxwell Industries R&D, Inc.		R130-RAIL/LRV COUPLER	$ 28,549.44	$ -	$ -
4500074359	3/23/2026	Seon Design (USA) Corp.		R150-RAIL/LRV COMM EQUIP	$ 7,618.15	$ -	$ -
4500074360	3/23/2026	Staples Contract & Commercial LLC		G200-OFFICE SUPPLIES	$ 505.31	$ -	$ -
4500074361	3/23/2026	Staples Contract & Commercial LLC		G200-OFFICE SUPPLIES	$ 74.78	$ -	$ -
4500074362	3/23/2026	Trolley Support LLC		B130-BUS BODY	$ 1,573.15	$ -	$ -
4500074363	3/23/2026	Vern Rose Inc		G160-PAINTS & CHEMICALS	$ 344.84	$ -	$ -
4500074364	3/23/2026	W.W. Grainger Inc		B130-BUS BODY	$ 1,090.81	$ -	$ -
4500074365	3/23/2026	Willy's Electronic Supply Co Inc		G270-ELECTRICAL/LIGHTING	$ 410.53	$ -	$ -
4500074366	3/23/2026	Winzer Franchise Company		G270-ELECTRICAL/LIGHTING	$ 39.87	$ -	$ -
4500074367	3/24/2026	Waxie's Enterprises, LLC		G180-JANITORIAL SUPPLIES	$ 204.73	$ -	$ -
4500074368	3/24/2026	Transit Holdings Inc		B130-BUS BODY	$ 1,568.44	$ -	$ -
4500074369	3/24/2026	Blue Angel International LLC	Small Business	G190-SAFETY/MED SUPPLIES	$ 90.51	$ -	$ -
4500074370	3/24/2026	Clarran Inc.	DBE	G140-SHOP SUPPLIES	$ 110.57	$ -	$ -
4500074371	3/24/2026	Cummins Inc		B200-BUS PWR TRAIN EQUIP	$ 1,566.86	$ -	$ -

Purchase Orders							
Purchase Orders	**PO Date**	**Name**	**Prime Business Certification**	**Material Group**	**PO Value**	**DBE Subcontracted Amount**	**Non DBE Subcontracted Amount**
4500074372	3/24/2026	Transit Holdings Inc		B160-BUS ELECTRICAL	$ 2,299.67	$ -	$ -
4500074373	3/24/2026	Gillig LLC		B250-BUS REPAIR PARTS	$ 1,596.00	$ -	$ -
4500074374	3/24/2026	San Diego Friction Products, Inc.		B120-BUS MECHANICAL PARTS	$ 4,285.06	$ -	$ -
4500074375	3/24/2026	San Diego Friction Products, Inc.		B120-BUS MECHANICAL PARTS	$ 4,285.06	$ -	$ -
4500074376	3/24/2026	Init Innovations in Transportation		G290-FARE REVENUE EQUIP	$ 125.00	$ -	$ -
4500074377	3/24/2026	Clarran Inc.	DBE	G150-FASTENERS	$ 45.23	$ -	$ -
4500074378	3/24/2026	San Diego Friction Products, Inc.		B250-BUS REPAIR PARTS	$ 486.47	$ -	$ -
4500074379	3/24/2026	Harbor Diesel & Equipment, Inc		B250-BUS REPAIR PARTS	$ 1,655.10	$ -	$ -
4500074380	3/24/2026	Myers & Sons Hi-Way Safety Inc		M200-YARD FACILITIES	$ 1,008.95	$ -	$ -
4500074381	3/24/2026	RS Americas, Inc.		M110-SUB STATION	$ 851.45	$ -	$ -
4500074382	3/24/2026	HDR Engineering Inc		C120-SPECIALTY CONTRACTOR	$ 109,462.14	$ -	$ -
4500074383	3/24/2026	Michael A. Anderson		C120-SPECIALTY CONTRACTOR	$ 4,950.00	$ -	$ -
4500074384	3/25/2026	VSI Technologies Inc	Woman Owned Business	G190-SAFETY/MED SUPPLIES	$ 511.82	$ -	$ -
4500074385	3/25/2026	Waxie's Enterprises, LLC		G180-JANITORIAL SUPPLIES	$ 75.69	$ -	$ -
4500074386	3/25/2026	Transit Holdings Inc		B200-BUS PWR TRAIN EQUIP	$ 1,082.87	$ -	$ -
4500074387	3/25/2026	Blue Angel International LLC	Small Business	G190-SAFETY/MED SUPPLIES	$ 548.23	$ -	$ -
4500074388	3/25/2026	Freeby Signs		B250-BUS REPAIR PARTS	$ 248.21	$ -	$ -
4500074390	3/25/2026	Cummins Inc		B200-BUS PWR TRAIN EQUIP	$ 272.88	$ -	$ -
4500074391	3/25/2026	Waxie's Enterprises, LLC		G180-JANITORIAL SUPPLIES	$ 792.40	$ -	$ -
4500074392	3/25/2026	Transit Holdings Inc		B120-BUS MECHANICAL PARTS	$ 4,597.38	$ -	$ -
4500074393	3/25/2026	W.W. Grainger Inc		F110-SHOP/BLDG MACHINERY	$ 451.31	$ -	$ -
4500074394	3/25/2026	Waxie's Enterprises, LLC		G180-JANITORIAL SUPPLIES	$ 2,042.94	$ -	$ -
4500074395	3/25/2026	Transit Holdings Inc		B250-BUS REPAIR PARTS	$ 4,367.88	$ -	$ -
4500074396	3/25/2026	Freeby Signs		B130-BUS BODY	$ 239.25	$ -	$ -
4500074397	3/25/2026	Kurt Morgan		G200-OFFICE SUPPLIES	$ 3,066.76	$ -	$ -
4500074398	3/25/2026	Fastenal Company		R190-RAIL/LRV PANTOGRAPH	$ 3,612.66	$ -	$ -
4500074399	3/25/2026	Transit Holdings Inc		B250-BUS REPAIR PARTS	$ 12,373.93	$ -	$ -
4500074400	3/25/2026	Siemens Mobility, Inc.		M140-WAYSIDE SIGNALS	$ 6,940.18	$ -	$ -
4500074401	3/25/2026	Secure Techies, LLC	Small Business	I110-INFORMATION TECH	$ 144,512.67	$ -	$ -
4500074402	3/25/2026	Supreme Oil Co.		A120-AUTO/TRUCK GASOLINE	$ 18,248.40	$ -	$ -
4500074403	3/25/2026	Staples Contract & Commercial LLC		G200-OFFICE SUPPLIES	$ 74.78	$ -	$ -
4500074404	3/25/2026	Louis Sardo Upholstery Inc		B130-BUS BODY	$ 875.47	$ -	$ -
4500074405	3/25/2026	San Diego Friction Products, Inc.		G140-SHOP SUPPLIES	$ 484.51	$ -	$ -
4500074406	3/25/2026	Ricon Corporation		B130-BUS BODY	$ 1,616.11	$ -	$ -
4500074407	3/25/2026	Ster Seating LLC		B250-BUS REPAIR PARTS	$ 581.25	$ -	$ -
4500074408	3/25/2026	Inland Kenworth (US) Inc		B250-BUS REPAIR PARTS	$ 83.77	$ -	$ -
4500074409	3/25/2026	Transit Holdings Inc		B250-BUS REPAIR PARTS	$ 1,303.35	$ -	$ -
4500074410	3/25/2026	Gillig LLC		B250-BUS REPAIR PARTS	$ 803.21	$ -	$ -
4500074411	3/25/2026	The Infurmary Veterinary		G120-SECURITY	$ 294.56	$ -	$ -
4500074412	3/25/2026	Ace Uniforms LLC	Small Business	C120-SPECIALTY CONTRACTOR	$ 243.46	$ -	$ -
4500074413	3/26/2026	Cummins Inc		B200-BUS PWR TRAIN EQUIP	$ 149.17	$ -	$ -
4500074414	3/26/2026	Transit Holdings Inc		B140-BUS CHASSIS	$ 3,060.42	$ -	$ -
4500074415	3/26/2026	Cummins Inc		B200-BUS PWR TRAIN EQUIP	$ 6,043.08	$ -	$ -
4500074416	3/26/2026	Waxie's Enterprises, LLC		G180-JANITORIAL SUPPLIES	$ 2,329.98	$ -	$ -
4500074417	3/26/2026	Transit Holdings Inc		B160-BUS ELECTRICAL	$ 5,901.44	$ -	$ -
4500074418	3/26/2026	Vern Rose Inc		G140-SHOP SUPPLIES	$ 244.94	$ -	$ -
4500074419	3/26/2026	Home Depot USA Inc		F110-SHOP/BLDG MACHINERY	$ 461.58	$ -	$ -
4500074420	3/26/2026	San Diego Power LLC		P130-EQUIP MAINT REPR SVC	$ 3,717.58	$ -	$ -
4500074421	3/26/2026	Gillig LLC		B140-BUS CHASSIS	$ 379.82	$ -	$ -
4500074422	3/26/2026	Dimensional Silk Screen Inc		G230-PRINTED MATERIALS	$ 2,400.13	$ -	$ -
4500074423	3/26/2026	Allied Refrigeration Inc		G140-SHOP SUPPLIES	$ 107.75	$ -	$ -
4500074424	3/26/2026	Init Innovations in Transportation		B190-BUS FARE EQUIP	$ 250.00	$ -	$ -
4500074425	3/26/2026	Init Innovations in Transportation		B190-BUS FARE EQUIP	$ 250.00	$ -	$ -
4500074426	3/26/2026	Motion Industries, Inc.		G170-LUBRICANTS	$ 15,314.73	$ -	$ -
4500074427	3/26/2026	Gillig LLC		B250-BUS REPAIR PARTS	$ 1,168.29	$ -	$ -
4500074428	3/26/2026	Clarran Inc.	DBE	G150-FASTENERS	$ 148.12	$ -	$ -

Purchase Orders							
Purchase Orders	PO Date	Name	Prime Business Certification	Material Group	PO Value	DBE Subcontracted Amount	Non DBE Subcontracted Amount
4500074429	3/26/2026	Naumann Hobbs Material Handling		F170-MATL HANDLING EQUIP	$ 595.93	$ -	$ -
4500074430	3/26/2026	Home Depot USA Inc		F110-SHOP/BLDG MACHINERY	$ 255.94	$ -	$ -
4500074431	3/26/2026	M Power Truck & Diesel		F110-SHOP/BLDG MACHINERY	$ 2,522.26	$ -	$ -
4500074432	3/26/2026	Advanced Railway Innovations	DBE	C110-GENERAL CONTRACTORS	$ 82,535.60	$ -	$ -
4500074433	3/27/2026	Transit Holdings Inc		B110-BUS HVAC SYSTEMS	$ 4,476.20	$ -	$ -
4500074434	3/27/2026	Westech Metal Fabrication Inc		F110-SHOP/BLDG MACHINERY	$ 3,103.21	$ -	$ -
4500074435	3/27/2026	W.W. Grainger Inc		F110-SHOP/BLDG MACHINERY	$ 66.89	$ -	$ -
4500074436	3/27/2026	Naumann Hobbs Material Handling		F170-MATL HANDLING EQUIP	$ 768.30	$ -	$ -
4500074437	3/27/2026	Home Depot USA Inc		G130-SHOP TOOLS	$ 713.02	$ -	$ -
4500074438	3/27/2026	Cummins Inc		B160-BUS ELECTRICAL	$ 8,651.66	$ -	$ -
4500074439	3/27/2026	Muncie Reclamation and Supply Co		B140-BUS CHASSIS	$ 428.24	$ -	$ -
4500074440	3/27/2026	Transit Holdings Inc		B200-BUS PWR TRAIN EQUIP	$ 135.66	$ -	$ -
4500074441	3/27/2026	Transit Holdings Inc		B120-BUS MECHANICAL PARTS	$ 3,456.06	$ -	$ -
4500074442	3/27/2026	Transit Holdings Inc		B130-BUS BODY	$ 1,882.84	$ -	$ -
4500074443	3/27/2026	Blue Angel International LLC	Small Business	G190-SAFETY/MED SUPPLIES	$ 183.28	$ -	$ -
4500074444	3/27/2026	Continental Locks		C120-SPECIALTY CONTRACTOR	$ 165.00	$ -	$ -
4500074445	3/27/2026	Tennant Sales & Serv Co		F110-SHOP/BLDG MACHINERY	$ 448.95	$ -	$ -
4500074446	3/27/2026	Naumann Hobbs Material Handling		F170-MATL HANDLING EQUIP	$ 266.17	$ -	$ -
4500074447	3/27/2026	SiteOne Landscape Supply Holding		F190-LANDSCAPING MAT'LS	$ 1,011.91	$ -	$ -
4500074449	3/27/2026	Uline Inc		G200-OFFICE SUPPLIES	$ 34.63	$ -	$ -
4500074450	3/27/2026	San Diego State University		P300-TOWING SVCS	$ 66,438.29	$ -	$ -
4500074451	3/27/2026	ABC General Contractor, Inc.		C110-GENERAL CONTRACTORS	$ 10,268.55	$ -	$ -
4500074452	3/27/2026	The Gordian Group, Inc.		C130-CONSTRUCTION SVCS	$ 180.73	$ -	$ -
4500074453	3/30/2026	Transit Holdings Inc		B160-BUS ELECTRICAL	$ 97.59	$ -	$ -
4500074454	3/30/2026	Cummins Inc		B200-BUS PWR TRAIN EQUIP	$ 2,655.82	$ -	$ -
4500074455	3/30/2026	Transit Holdings Inc		B140-BUS CHASSIS	$ 60.34	$ -	$ -
4500074456	3/30/2026	Cummins Inc		B200-BUS PWR TRAIN EQUIP	$ 2,173.45	$ -	$ -
4500074457	3/30/2026	Mohawk Mfg & Supply Co		B140-BUS CHASSIS	$ 105.99	$ -	$ -
4500074458	3/30/2026	Transit Holdings Inc		B200-BUS PWR TRAIN EQUIP	$ 14.29	$ -	$ -
4500074459	3/30/2026	Transit Holdings Inc		B160-BUS ELECTRICAL	$ 6,044.56	$ -	$ -
4500074460	3/30/2026	Pacific Star Corporation		G180-JANITORIAL SUPPLIES	$ 123.35	$ -	$ -
4500074461	3/30/2026	Blue Angel International LLC	Small Business	G190-SAFETY/MED SUPPLIES	$ 90.51	$ -	$ -
4500074462	3/30/2026	Waxie's Enterprises, LLC		G180-JANITORIAL SUPPLIES	$ 1,398.38	$ -	$ -
4500074463	3/30/2026	MJ Service Industries LLC	Disabled Veteran Business	G200-OFFICE SUPPLIES	$ 3,252.92	$ -	$ -
4500074464	3/30/2026	Cummins Inc		B200-BUS PWR TRAIN EQUIP	$ 4,426.37	$ -	$ -
4500074465	3/30/2026	Transit Holdings Inc		B160-BUS ELECTRICAL	$ 340.49	$ -	$ -
4500074466	3/30/2026	Cummins Inc		B200-BUS PWR TRAIN EQUIP	$ 4,502.14	$ -	$ -
4500074467	3/30/2026	Transit Holdings Inc		B200-BUS PWR TRAIN EQUIP	$ 2,519.21	$ -	$ -
4500074468	3/30/2026	Mohawk Mfg & Supply Co		B160-BUS ELECTRICAL	$ 92.39	$ -	$ -
4500074469	3/30/2026	SC Commercial, LLC		A120-AUTO/TRUCK GASOLINE	$ 3,565.74	$ -	$ -
4500074470	3/30/2026	SC Commercial, LLC		B120-BUS MECHANICAL PARTS	$ 4,612.35	$ -	$ -
4500074471	3/30/2026	Tennant Sales & Serv Co		F110-SHOP/BLDG MACHINERY	$ 809.98	$ -	$ -
4500074472	3/30/2026	Quality Logo Products, Inc.		G200-OFFICE SUPPLIES	$ 1,131.38	$ -	$ -
4500074473	3/30/2026	Transit Holdings Inc		B250-BUS REPAIR PARTS	$ 45.43	$ -	$ -
4500074474	3/30/2026	Ababa Bolt		P280-GENERAL SVC AGRMNTS	$ 175.51	$ -	$ -
4500074475	3/30/2026	State of California		P350-OTHER LEGAL	$ 48,000.00	$ -	$ -
4500074476	3/30/2026	Clarran Inc.	DBE	G150-FASTENERS	$ 540.07	$ -	$ -
4500074477	3/30/2026	Transit Holdings Inc		B250-BUS REPAIR PARTS	$ 827.47	$ -	$ -
4500074478	3/30/2026	SC Commercial, LLC		B200-BUS PWR TRAIN EQUIP	$ 4,243.20	$ -	$ -
4500074479	3/30/2026	Airgas Inc		G140-SHOP SUPPLIES	$ 356.87	$ -	$ -
4500074480	3/30/2026	Charter Industrial Supply Inc	Small Business	B120-BUS MECHANICAL PARTS	$ 210.70	$ -	$ -
4500074481	3/30/2026	Cummins Inc		B200-BUS PWR TRAIN EQUIP	$ 572.79	$ -	$ -
4500074482	3/30/2026	E W Truck & Equipment Co Inc		B130-BUS BODY	$ 899.93	$ -	$ -
4500074483	3/30/2026	Facility Solutions Group, Inc.		M200-YARD FACILITIES	$ 263.41	$ -	$ -
4500074484	3/30/2026	Fastenal Company		G140-SHOP SUPPLIES	$ 2,661.37	$ -	$ -
4500074485	3/30/2026	Harbor Diesel & Equipment, Inc		B250-BUS REPAIR PARTS	$ 19,199.00	$ -	$ -

Purchase Orders							
Purchase Orders	PO Date	Name	Prime Business Certification	Material Group	PO Value	DBE Subcontracted Amount	Non DBE Subcontracted Amount
4500074486	3/30/2026	Supreme Oil Co.		A120-AUTO/TRUCK GASOLINE	$ 16,409.71	$ -	$ -
4500074487	3/30/2026	Hi-Tec Enterprises		R140-RAIL/LRV DOORS/RAMP	$ 339.42	$ -	$ -
4500074488	3/30/2026	Southern Counties Oil Co, LP		A120-AUTO/TRUCK GASOLINE	$ 3,520.22	$ -	$ -
4500074489	3/30/2026	Init Innovations in Transportation		G290-FARE REVENUE EQUIP	$ 9,004.13	$ -	$ -
4500074490	3/30/2026	Mcmaster-Carr Supply Co		G140-SHOP SUPPLIES	$ 161.66	$ -	$ -
4500074491	3/30/2026	Madden Construction Inc		P280-GENERAL SVC AGRMNTS	$ 996.25	$ -	$ -
4500074492	3/30/2026	Midwest Bus Corporation		B130-BUS BODY	$ 89.60	$ -	$ -
4500074493	3/30/2026	Madden Construction Inc		P280-GENERAL SVC AGRMNTS	$ 982.35	$ -	$ -
4500074494	3/30/2026	Muncie Reclamation and Supply Co		B130-BUS BODY	$ 115.58	$ -	$ -
4500074495	3/30/2026	Bald Eagle Enterprises Inc		G140-SHOP SUPPLIES	$ 3,775.56	$ -	$ -
4500074496	3/30/2026	Professional Contractors Supplies		G160-PAINTS & CHEMICALS	$ 397.11	$ -	$ -
4500074497	3/30/2026	RJ International LLC	DBE	G140-SHOP SUPPLIES	$ 481.65	$ -	$ -
4500074498	3/30/2026	RS Americas, Inc.		R160-RAIL/LRV ELECTRICAL	$ 963.02	$ -	$ -
4500074499	3/30/2026	San Diego Friction Products, Inc.		B140-BUS CHASSIS	$ 421.86	$ -	$ -
4500074500	3/30/2026	Staples Contract & Commercial LLC		G200-OFFICE SUPPLIES	$ 2,460.52	$ -	$ -
4500074501	3/30/2026	Staples Contract & Commercial LLC		G200-OFFICE SUPPLIES	$ 663.71	$ -	$ -
4500074502	3/30/2026	Transit Holdings Inc		B250-BUS REPAIR PARTS	$ 82.05	$ -	$ -
4500074503	3/30/2026	Tribologik Corporation		G140-SHOP SUPPLIES	$ 3,122.40	$ -	$ -
4500074504	3/30/2026	Trinity Sling Authority, Inc.		F180-BUILDING MATERIALS	$ 85.79	$ -	$ -
4500074505	3/30/2026	Trolley Support LLC		B250-BUS REPAIR PARTS	$ 3,146.30	$ -	$ -
4500074506	3/30/2026	Virginia Electronic & Lighting LLC		M140-WAYSIDE SIGNALS	$ 3,232.50	$ -	$ -
4500074507	3/30/2026	W. Baker Management Inc		R160-RAIL/LRV ELECTRICAL	$ 7,516.64	$ -	$ -
4500074508	3/30/2026	Waxie's Enterprises, LLC		G140-SHOP SUPPLIES	$ 1,592.56	$ -	$ -
4500074509	3/30/2026	Digi-Key Corporation		R160-RAIL/LRV ELECTRICAL	$ 25.00	$ -	$ -
4500074510	3/30/2026	Transit Holdings Inc		B250-BUS REPAIR PARTS	$ 227.96	$ -	$ -
4500074511	3/30/2026	Mcmaster-Carr Supply Co		G140-SHOP SUPPLIES	$ 1,423.40	$ -	$ -
4500074512	3/30/2026	Transit Holdings Inc		B250-BUS REPAIR PARTS	$ 104.28	$ -	$ -
4500074514	3/30/2026	Gillig LLC		B120-BUS MECHANICAL PARTS	$ 2,286.76	$ -	$ -
4500074515	4/1/2026	Network Industries, Inc.		F110-SHOP/BLDG MACHINERY	$ 1,538.11	$ -	$ -
4500074516	4/1/2026	Cummins Inc		B200-BUS PWR TRAIN EQUIP	$ 830.76	$ -	$ -
4500074517	4/1/2026	Transit Holdings Inc		B130-BUS BODY	$ 2,305.40	$ -	$ -
4500074518	4/1/2026	Home Depot USA Inc		G130-SHOP TOOLS	$ 604.50	$ -	$ -
4500074519	4/1/2026	Cummins Inc		B200-BUS PWR TRAIN EQUIP	$ 2,170.79	$ -	$ -
4500074520	4/1/2026	Transit Holdings Inc		B200-BUS PWR TRAIN EQUIP	$ 80.77	$ -	$ -
4500074521	4/1/2026	Transit Holdings Inc		B130-BUS BODY	$ 785.30	$ -	$ -
4500074522	4/1/2026	Uline Inc		F110-SHOP/BLDG MACHINERY	$ 550.77	$ -	$ -
4500074523	4/1/2026	Home Depot USA Inc		F110-SHOP/BLDG MACHINERY	$ 40.67	$ -	$ -
4500074524	4/1/2026	White Cap, LP		T130-TRACK, DRAINAGE SYS	$ 615.26	$ -	$ -
4500074525	4/1/2026	Transit Holdings Inc		B250-BUS REPAIR PARTS	$ 8,255.56	$ -	$ -
4500074526	4/1/2026	Steven R Timme		G230-PRINTED MATERIALS	$ 504.88	$ -	$ -
4500074527	4/1/2026	Gillig LLC		B250-BUS REPAIR PARTS	$ 1,212.70	$ -	$ -
4500074528	4/1/2026	Home Depot USA Inc		G140-SHOP SUPPLIES	$ 126.01	$ -	$ -
4500074529	4/1/2026	Robcar Corporation	Woman Owned Business	G140-SHOP SUPPLIES	$ 646.50	$ -	$ -
4500074530	4/1/2026	SiteOne Landscape Supply Holding		F190-LANDSCAPING MAT'LS	$ 1,178.03	$ -	$ -
4500074531	4/2/2026	Cummins Inc		B160-BUS ELECTRICAL	$ 5,767.77	$ -	$ -
4500074532	4/2/2026	Cummins Inc		B200-BUS PWR TRAIN EQUIP	$ 2,562.49	$ -	$ -
4500074533	4/2/2026	Waxie's Enterprises, LLC		G180-JANITORIAL SUPPLIES	$ 1,489.54	$ -	$ -
4500074534	4/2/2026	Transit Holdings Inc		B160-BUS ELECTRICAL	$ 6,931.48	$ -	$ -
4500074535	4/2/2026	Signal Hill Auto Enterprises, Inc.		G180-JANITORIAL SUPPLIES	$ 868.47	$ -	$ -
4500074536	4/2/2026	Muncie Reclamation and Supply Co		B200-BUS PWR TRAIN EQUIP	$ 48.60	$ -	$ -
4500074537	4/2/2026	Cummins Inc		B200-BUS PWR TRAIN EQUIP	$ 382.01	$ -	$ -
4500074538	4/2/2026	Gillig LLC		B250-BUS REPAIR PARTS	$ 38.27	$ -	$ -
4500074539	4/2/2026	Transit Holdings Inc		B250-BUS REPAIR PARTS	$ 22.63	$ -	$ -
4500074540	4/2/2026	Blue Angel International LLC	Small Business	G140-SHOP SUPPLIES	$ 216.19	$ -	$ -
4500074541	4/2/2026	Cummins Inc		B120-BUS MECHANICAL PARTS	$ 140.68	$ -	$ -
4500074542	4/2/2026	Transit Holdings Inc		B160-BUS ELECTRICAL	$ 5,154.29	$ -	$ -

Purchase Orders							
Purchase Orders	**PO Date**	**Name**	**Prime Business Certification**	**Material Group**	**PO Value**	**DBE Subcontracted Amount**	**Non DBE Subcontracted Amount**
4500074543	4/2/2026	Signal Hill Auto Enterprises, Inc.		G180-JANITORIAL SUPPLIES	$ 1,169.09	$ -	$ -
4500074544	4/2/2026	San Diego Friction Products, Inc.		G140-SHOP SUPPLIES	$ 1,453.52	$ -	$ -
4500074545	4/2/2026	TK Services Inc		B250-BUS REPAIR PARTS	$ 1,106.77	$ -	$ -
4500074546	4/2/2026	Gillig LLC		B250-BUS REPAIR PARTS	$ 2.93	$ -	$ -
4500074547	4/2/2026	TK Services Inc		B250-BUS REPAIR PARTS	$ 4,599.31	$ -	$ -
4500074548	4/2/2026	Cummins Inc		B250-BUS REPAIR PARTS	$ 1,344.45	$ -	$ -
4500074549	4/2/2026	Vehicle Maintenance Program, Inc.	Woman Owned Business	B200-BUS PWR TRAIN EQUIP	$ 2,209.95	$ -	$ -
4500074550	4/2/2026	Transit Holdings Inc		B250-BUS REPAIR PARTS	$ 39.00	$ -	$ -
4500074551	4/2/2026	Madden Construction Inc		P280-GENERAL SVC AGRMNTS	$ 384.14	$ -	$ -
4500074552	4/2/2026	Muncie Reclamation and Supply Co		B130-BUS BODY	$ 11,391.34	$ -	$ -
4500074553	4/2/2026	Gillig LLC		B250-BUS REPAIR PARTS	$ 13,710.93	$ -	$ -
4500074554	4/2/2026	Transit Holdings Inc		B200-BUS PWR TRAIN EQUIP	$ 1,942.04	$ -	$ -
4500074555	4/2/2026	Clarran Inc.	DBE	G150-FASTENERS	$ 830.86	$ -	$ -
4500074556	4/2/2026	Staples Contract & Commercial LLC		G200-OFFICE SUPPLIES	$ 148.78	$ -	$ -
4500074557	4/2/2026	Prochem Specialty Products Inc	Small Business	G180-JANITORIAL SUPPLIES	$ 1,863.20	$ -	$ -
4500074558	4/2/2026	Reid and Clark Screen Arts Co		R120-RAIL/LRV CAR BODY	$ 1,599.76	$ -	$ -
4500074559	4/2/2026	Harbor Diesel & Equipment, Inc		G170-LUBRICANTS	$ 6,576.95	$ -	$ -
4500074560	4/2/2026	R.S. Hughes Co Inc		G160-PAINTS & CHEMICALS	$ 1,790.08	$ -	$ -
4500074561	4/2/2026	Staples Contract & Commercial LLC		G200-OFFICE SUPPLIES	$ 57.63	$ -	$ -
4500074562	4/2/2026	Easykeys.com, Inc.		G200-OFFICE SUPPLIES	$ 226.35	$ -	$ -
4500074563	4/2/2026	The Sherwin-Williams Company		F120-BUS/LRV PAINT BOOTHS	$ 1,782.12	$ -	$ -
4500074564	4/2/2026	Network Industries, Inc.		P130-EQUIP MAINT REPR SVC	$ 1,843.56	$ -	$ -
4500074565	4/2/2026	Hi-Tec Enterprises		R200-RAIL/LRV SEATING	$ 1,271.45	$ -	$ -
4500074566	4/2/2026	ABC General Contractor, Inc.		C110-GENERAL CONTRACTORS	$ 68,709.34	$ -	$ -
4500074567	4/2/2026	The Gordian Group, Inc.		C120-SPECIALTY CONTRACTOR	$ 1,209.28	$ -	$ -
4500074568	4/3/2026	Transit Holdings Inc		B160-BUS ELECTRICAL	$ 196.23	$ -	$ -
4500074569	4/3/2026	Waxie's Enterprises, LLC		G180-JANITORIAL SUPPLIES	$ 832.43	$ -	$ -
4500074570	4/3/2026	Transit Holdings Inc		B130-BUS BODY	$ 55.86	$ -	$ -
4500074571	4/3/2026	Transit Holdings Inc		B110-BUS HVAC SYSTEMS	$ 370.23	$ -	$ -
4500074572	4/3/2026	Cummins Inc		B200-BUS PWR TRAIN EQUIP	$ 924.11	$ -	$ -
4500074573	4/3/2026	Cummins Inc		B200-BUS PWR TRAIN EQUIP	$ 1,283.06	$ -	$ -
4500074574	4/3/2026	Transit Holdings Inc		B160-BUS ELECTRICAL	$ 677.24	$ -	$ -
4500074575	4/3/2026	Transit Holdings Inc		B120-BUS MECHANICAL PARTS	$ 2,692.05	$ -	$ -
4500074576	4/3/2026	Daniels Tire Service, Inc		A110-AUTO/TRUCK TIRES	$ 729.69	$ -	$ -
4500074577	4/3/2026	San Diego Friction Products, Inc.		B140-BUS CHASSIS	$ 4,394.17	$ -	$ -
4500074578	4/3/2026	Home Depot USA Inc		F190-LANDSCAPING MAT'LS	$ 758.42	$ -	$ -
4500074579	4/3/2026	Fastenal Company		R160-RAIL/LRV ELECTRICAL	$ 771.49	$ -	$ -
4500074581	4/3/2026	XpressMyself.com		P110-BLDG MAINTENANCE	$ 564.76	$ -	$ -
4500074582	4/3/2026	Global Equipment Company	Small Business	F110-SHOP/BLDG MACHINERY	$ 2,263.59	$ -	$ -
4500074583	4/3/2026	Muncie Reclamation and Supply Co		B140-BUS CHASSIS	$ 3,717.38	$ -	$ -
4500074584	4/3/2026	Transit Holdings Inc		B140-BUS CHASSIS	$ 1,576.52	$ -	$ -
4500074585	4/3/2026	Mcmaster-Carr Supply Co		G140-SHOP SUPPLIES	$ 38.24	$ -	$ -
4500074586	4/3/2026	Dimensional Silk Screen Inc		R120-RAIL/LRV CAR BODY	$ 732.70	$ -	$ -
4500074587	4/6/2026	Waxie's Enterprises, LLC		G180-JANITORIAL SUPPLIES	$ 1,321.19	$ -	$ -
4500074588	4/6/2026	Signal Hill Auto Enterprises, Inc.		G180-JANITORIAL SUPPLIES	$ 247.02	$ -	$ -
4500074589	4/6/2026	Blue Angel International LLC	Small Business	G190-SAFETY/MED SUPPLIES	$ 353.76	$ -	$ -
4500074590	4/6/2026	Transit Holdings Inc		B130-BUS BODY	$ 130.79	$ -	$ -
4500074591	4/6/2026	Cummins Inc		B200-BUS PWR TRAIN EQUIP	$ 305.60	$ -	$ -
4500074592	4/6/2026	Transit Holdings Inc		B140-BUS CHASSIS	$ 6,345.89	$ -	$ -
4500074593	4/6/2026	Cummins Inc		B200-BUS PWR TRAIN EQUIP	$ 557.82	$ -	$ -
4500074594	4/6/2026	Waxie's Enterprises, LLC		G180-JANITORIAL SUPPLIES	$ 151.39	$ -	$ -
4500074595	4/6/2026	Transit Holdings Inc		B200-BUS PWR TRAIN EQUIP	$ 18.38	$ -	$ -
4500074596	4/6/2026	Transit Holdings Inc		B200-BUS PWR TRAIN EQUIP	$ 851.13	$ -	$ -
4500074597	4/6/2026	SiteOne Landscape Supply Holding		F190-LANDSCAPING MAT'LS	$ 3,093.74	$ -	$ -
4500074598	4/6/2026	Transit Holdings Inc		B250-BUS REPAIR PARTS	$ 905.36	$ -	$ -
4500074599	4/6/2026	Airgas Inc		R160-RAIL/LRV ELECTRICAL	$ 3,030.27	$ -	$ -

Purchase Orders							
Purchase Orders	PO Date	Name	Prime Business Certification	Material Group	PO Value	DBE Subcontracted Amount	Non DBE Subcontracted Amount
4500074600	4/6/2026	Clarran Inc.	DBE	G130-SHOP TOOLS	$ 59.53	$ -	$ -
4500074601	4/6/2026	American Seating Company	Small Business	R200-RAIL/LRV SEATING	$ 118.53	$ -	$ -
4500074602	4/6/2026	HPK Industries LLC		R120-RAIL/LRV CAR BODY	$ 1,885.63	$ -	$ -
4500074603	4/6/2026	W.W. Grainger Inc		F110-SHOP/BLDG MACHINERY	$ 537.41	$ -	$ -
4500074604	4/6/2026	Trinity Sling Authority, Inc.		F110-SHOP/BLDG MACHINERY	$ 271.53	$ -	$ -
4500074605	4/6/2026	Delphin Computer Supply	Small Business	G200-OFFICE SUPPLIES	$ 725.70	$ -	$ -
4500074606	4/6/2026	Genfare, LLC		B190-BUS FARE EQUIP	$ 5,098.17	$ -	$ -
4500074607	4/6/2026	Genuine Parts Company Inc		B250-BUS REPAIR PARTS	$ 73.25	$ -	$ -
4500074608	4/6/2026	Harbor Diesel & Equipment, Inc		B120-BUS MECHANICAL PARTS	$ 541.31	$ -	$ -
4500074609	4/6/2026	B Hepworth & Co LTD of CT		R120-RAIL/LRV CAR BODY	$ 3,987.34	$ -	$ -
4500074610	4/6/2026	Home Depot USA Inc		G160-PAINTS & CHEMICALS	$ 291.25	$ -	$ -
4500074611	4/6/2026	Init Innovations in Transportation		G290-FARE REVENUE EQUIP	$ 987.31	$ -	$ -
4500074612	4/6/2026	Laird Plastics, Inc		M180-STATION ELECTRICAL	$ 464.94	$ -	$ -
4500074613	4/6/2026	Motion Industries, Inc.		G140-SHOP SUPPLIES	$ 482.86	$ -	$ -
4500074614	4/6/2026	Uline Inc		G200-OFFICE SUPPLIES	$ 556.65	$ -	$ -
4500074615	4/6/2026	RJ International LLC	DBE	G140-SHOP SUPPLIES	$ 1,293.00	$ -	$ -
4500074616	4/6/2026	Supreme Oil Co.		A120-AUTO/TRUCK GASOLINE	$ 16,514.51	$ -	$ -
4500074617	4/6/2026	Romaine Electric Corporation		B160-BUS ELECTRICAL	$ 7,645.20	$ -	$ -
4500074618	4/6/2026	Southern Counties Oil Co, LP		A120-AUTO/TRUCK GASOLINE	$ 3,544.88	$ -	$ -
4500074619	4/6/2026	Schunk Carbon Technology LLC		R190-RAIL/LRV PANTOGRAPH	$ 2,556.58	$ -	$ -
4500074620	4/6/2026	Siemens Mobility, Inc.		R230-RAIL/LRV MECHANICAL	$ 6,455.68	$ -	$ -
4500074621	4/6/2026	Siemens Mobility, Inc.		R160-RAIL/LRV ELECTRICAL	$ 8,735.67	$ -	$ -
4500074622	4/6/2026	Siemens Mobility, Inc.		R120-RAIL/LRV CAR BODY	$ 2,854.71	$ -	$ -
4500074623	4/6/2026	Staples Contract & Commercial LLC		G200-OFFICE SUPPLIES	$ 260.69	$ -	$ -
4500074624	4/6/2026	Total Filtration Services Inc		R230-RAIL/LRV MECHANICAL	$ 210.76	$ -	$ -
4500074625	4/6/2026	Transit Holdings Inc		B250-BUS REPAIR PARTS	$ 3,966.88	$ -	$ -
4500074626	4/6/2026	Trinity Sling Authority, Inc.		F180-BUILDING MATERIALS	$ 1,280.08	$ -	$ -
4500074627	4/6/2026	Trolley Support LLC		B130-BUS BODY	$ 1,573.15	$ -	$ -
4500074628	4/6/2026	W.W. Grainger Inc		G140-SHOP SUPPLIES	$ 1,758.09	$ -	$ -
4500074629	4/6/2026	Waxie's Enterprises, LLC		G130-SHOP TOOLS	$ 1,935.17	$ -	$ -
4500074630	4/6/2026	Facility Solutions Group, Inc.		G270-ELECTRICAL/LIGHTING	$ 251.11	$ -	$ -
4500074631	4/6/2026	Willy's Electronic Supply Co Inc		G140-SHOP SUPPLIES	$ 229.40	$ -	$ -
4500074632	4/6/2026	Gillig LLC		B130-BUS BODY	$ -	$ -	$ -
4500074633	4/6/2026	Luminator Technology Group Global		R180-RAIL/LRV LIGHTING	$ 1,616.25	$ -	$ -
4500074634	4/6/2026	San Diego Friction Products, Inc.		B120-BUS MECHANICAL PARTS	$ 1,061.40	$ -	$ -
4500074635	4/6/2026	Clarran Inc.	DBE	G150-FASTENERS	$ 166.44	$ -	$ -
4500074636	4/6/2026	Gillig LLC		B130-BUS BODY	$ 3,690.63	$ -	$ -
4500074637	4/6/2026	San Diego Friction Products, Inc.		B140-BUS CHASSIS	$ 799.07	$ -	$ -
4500074638	4/6/2026	SD Regional Chamber of Commerce		G260-MEDIA	$ 2,120.00	$ -	$ -
4500074639	4/6/2026	Kurt Morgan		G200-OFFICE SUPPLIES	$ 1,744.88	$ -	$ -
4500074640	4/7/2026	Transit Holdings Inc		B140-BUS CHASSIS	$ 1,290.24	$ -	$ -
4500074641	4/7/2026	Shilpark Paint Corporation		G160-PAINTS & CHEMICALS	$ 156.05	$ -	$ -
4500074642	4/7/2026	Siemens Mobility, Inc.		R160-RAIL/LRV ELECTRICAL	$ 1,912.18	$ -	$ -
4500074643	4/7/2026	Blue Angel International LLC	Small Business	G190-SAFETY/MED SUPPLIES	$ 304.11	$ -	$ -
4500074644	4/7/2026	Waxie's Enterprises, LLC		G180-JANITORIAL SUPPLIES	$ 1,465.93	$ -	$ -
4500074645	4/7/2026	Transit Holdings Inc		B200-BUS PWR TRAIN EQUIP	$ 404.65	$ -	$ -
4500074646	4/7/2026	Transit Holdings Inc		B120-BUS MECHANICAL PARTS	$ 2,436.85	$ -	$ -
4500074647	4/7/2026	Cummins Inc		B200-BUS PWR TRAIN EQUIP	$ 249.12	$ -	$ -
4500074648	4/7/2026	Transit Holdings Inc		B120-BUS MECHANICAL PARTS	$ 44.05	$ -	$ -
4500074649	4/7/2026	Transit Holdings Inc		B140-BUS CHASSIS	$ 3,216.21	$ -	$ -
4500074650	4/7/2026	Prudential Overall Supply		G140-SHOP SUPPLIES	$ 2,792.88	$ -	$ -
4500074652	4/7/2026	TK Services Inc		B250-BUS REPAIR PARTS	$ 1,660.14	$ -	$ -
4500074653	4/7/2026	Steven R Timme		G230-PRINTED MATERIALS	$ 2,086.11	$ -	$ -
4500074654	4/7/2026	Siemens Mobility, Inc.		M140-WAYSIDE SIGNALS	$ 44,478.13	$ -	$ -
4500074655	4/7/2026	Transit Holdings Inc		B250-BUS REPAIR PARTS	$ 255.44	$ -	$ -
4500074656	4/7/2026	Transit Holdings Inc		B130-BUS BODY	$ 3,113.37	$ -	$ -

Purchase Orders							
Purchase Orders	PO Date	Name	Prime Business Certification	Material Group	PO Value	DBE Subcontracted Amount	Non DBE Subcontracted Amount
4500074657	4/7/2026	Digi-Key Corporation		R220-RAIL/LRV TRUCKS	$ 2,909.04	$ -	$ -
4500074658	4/7/2026	Winzer Franchise Company		M180-STATION ELECTRICAL	$ 560.74	$ -	$ -
4500074659	4/7/2026	R.S. Hughes Co Inc		G140-SHOP SUPPLIES	$ 3,678.11	$ -	$ -
4500074660	4/7/2026	Tribologik Corporation		G140-SHOP SUPPLIES	$ 3,091.79	$ -	$ -
4500074661	4/7/2026	Genuine Parts Company Inc		B120-BUS MECHANICAL PARTS	$ 463.16	$ -	$ -
4500074662	4/7/2026	Cummins Inc		B200-BUS PWR TRAIN EQUIP	$ 11,854.29	$ -	$ -
4500074663	4/7/2026	Magaldi & Magaldi Inc		B160-BUS ELECTRICAL	$ 334.48	$ -	$ -
4500074664	4/7/2026	Vern Rose Inc		G140-SHOP SUPPLIES	$ 462.17	$ -	$ -
4500074665	4/7/2026	CDW LLC		P540-MAINTENANCE TRAINING	$ 1,301.60	$ -	$ -
4500074666	4/7/2026	Draycor, Inc.		I110-INFORMATION TECH	$ 9,888.97	$ -	$ -
4500074667	4/8/2026	Gaslamp Media Inc		I120-INFO TECH, SVCS	$ 4,986.83	$ -	$ -
4500074668	4/8/2026	Saitech Inc	Minority Owned Business	I110-INFORMATION TECH	$ 4,821.82	$ -	$ -
4500074669	4/8/2026	Waxie's Enterprises, LLC		G180-JANITORIAL SUPPLIES	$ 377.29	$ -	$ -
4500074670	4/8/2026	Cummins Inc		B120-BUS MECHANICAL PARTS	$ 116.37	$ -	$ -
4500074671	4/8/2026	Transit Holdings Inc		B200-BUS PWR TRAIN EQUIP	$ 185.55	$ -	$ -
4500074672	4/8/2026	Transit Holdings Inc		B200-BUS PWR TRAIN EQUIP	$ 271.32	$ -	$ -
4500074673	4/8/2026	Transit Holdings Inc		B140-BUS CHASSIS	$ 2,549.99	$ -	$ -
4500074674	4/8/2026	Transit Holdings Inc		B130-BUS BODY	$ 5,374.63	$ -	$ -
4500074675	4/8/2026	Blue Angel International LLC	Small Business	G170-LUBRICANTS	$ 154.99	$ -	$ -
4500074676	4/8/2026	Transit Holdings Inc		B120-BUS MECHANICAL PARTS	$ 170.03	$ -	$ -
4500074677	4/8/2026	Siemens Mobility, Inc.		R220-RAIL/LRV TRUCKS	$ 2,397.44	$ -	$ -
4500074678	4/8/2026	Applied Industrial		G160-PAINTS & CHEMICALS	$ 1,967.43	$ -	$ -
4500074679	4/8/2026	OneSource Distributors, LLC		M130-CROSSING MECHANISM	$ 1,197.75	$ -	$ -
4500074680	4/8/2026	RJ International LLC	DBE	G140-SHOP SUPPLIES	$ 802.74	$ -	$ -
4500074681	4/8/2026	Professional Contractors Supplies		G160-PAINTS & CHEMICALS	$ 940.04	$ -	$ -
4500074682	4/8/2026	Transit Holdings Inc		B250-BUS REPAIR PARTS	$ 4,598.16	$ -	$ -
4500074683	4/8/2026	Digi-Key Corporation		G130-SHOP TOOLS	$ 149.55	$ -	$ -
4500074684	4/8/2026	NS Corporation		F110-SHOP/BLDG MACHINERY	$ 4,245.79	$ -	$ -

The U.S. Department of Transportation (USDOT) has issued an Interim Final Rule (IFR) that makes changes to the Disadvantaged Business Enterprise (DBE) program effective October 3, 2025. These changes affect how DBE firms become certified, how existing DBE firms maintain certification, and how recipients like MTS may count DBE participation. For any firms that are listed to have a DBE certification, the DBE certification is based on the old certification standards prior to October 3, 2025. MTS is currently reviewing the IFR and working with our funding agencies to identify what program and procedural changes may be necessary

EXPENSE CONTRACTS				
Doc #	**Organization**	**Subject**	**Amount**	**Day**
PWL439.2-25	HAZARD	BEYER BLVD SLOPE IMPROVS	$874.10	3/30/2026
G2795.4-24	DAVRA	LRV OPS EXPORTER	$2,100.00	4/1/2026
G2902.1-24	GEOCIVIX	FHVA BUTTON DEVELOPMENT	$5,000.00	3/30/2026
PWG347.0-22JOC347-44	ABCGC	SDIVE TURNTABLE DRAINAGE IMPROVEMENT	$10,268.55	3/25/2026
PWG302.7-20	AZTEC LANDSCAPING	ADD KMTC	$15,681.58	3/24/2026
B0707.2-20	NMS MANAGEMENT	ADD BUS STATIONS	$38,474.72	3/27/2026
G3178.0-26	DEPARTMENT OF GENERAL SERVICES	OAH FOR ADMIN LAW JUDGES	$48,000.00	3/30/2026
PWG441.0-25JOC441-02	ABCGC	KMTC BUILDING SECUREMENT	$68,709.34	3/27/2026
PWG383.6-24	ARI	OCC UPS INSTALL	$82,535.60	3/26/2026
G2460.4-21	CORVEL	ADD FUNDS & NAME CHANGE	$100,000.00	3/12/2026
PWB411.4-25	GA ABELL	IAD ZEB CCO 3	$144,056.41	3/13/2026
G2497.0-21WOACM04.02	JACOBS PROJECT MANAGEMENT	ADDITIONAL INSPECTION	$148,868.00	4/3/2026

REVENUE CONTRACTS AND MOUs				
Doc #	**Organization**	**Subject**	**Amount**	**Day**
G2653.0-23.19	BRICEHOUSE	BINION SNACKS GASLAMP VENDOR LICENSE AGREEMENT	$7,000.00	3/23/2026
G2653.0-23.20	BRICEHOUSE STATION LLC	LITTLE ITALY DIGITAL KIOSK	$4,000.00	3/23/2026
S200-26-932	HMS CONSTRUCTION, INC	DAIRY MART RD ROW PERMIT	$1,214.48	3/27/2026
S200-26-926	MAN GENERAL ENGINEERING, INC.	ROW PERMIT CONDUIT INSTALL 11150 BAY BLVD	$1,000.94	3/27/2026
G3191.0-26	NEXT PHASE CONSTRUCTION	ROW PERMIT STAGING 555 HOLLISTER ST	$1,000.94	4/6/2026
L6892.0-26	NATIONAL MULTIPLE SCLEROSIS SOCIETY	JROE BIKE EVENT 2025	$750.00	3/27/2026
L6893.0-26	PALM ENGINEERING CONSTRUCTION, INC.	JROE PERMIT CHAIN LINK FENCE SANTA FE	$750.00	3/27/2026
L6898.0-26	KIEWIT IWC	JROE PERMIT 260.85 PIPELINER	$750.00	4/6/2026

Metropolitan Transit System

Agenda Item No. 05

MEETING OF THE SAN DIEGO METROPOLITAN TRANSIT SYSTEM
BOARD OF DIRECTORS

April 16, 2026

SUBJECT:

Centralized Train Control (CTC) System Maintenance Agreement – Work Order Agreement (WOA)

RECOMMENDATION:

That the San Diego Metropolitan Transit System (MTS) Board of Directors authorize the Chief Executive Officer (CEO) to execute WOA 8 to MTS Doc. No. L1607.0-22 (in substantially the same format as Attachment E) with Wabtec, in the amount of not-to-exceed $639,396.87 for Cybersecurity and Infrastructure Security Agency (CISA) Remediation.

Budget Impact

The total cost of this amendment is estimated to be $639,396.87, and the total contract cost is estimated to be $4,652,829.34 (inclusive of this amendment). This project is funded by Capital Improvement Project (CIP) 2008118101 – Wabtec Integrations.

The contract summary is shown below:

Date Issued	Board Approval	Document	Description	Amount
1/1/2022	12/16/2021 Agenda Item (AI) 21	L1607.0-22	CTC System Maintenance	$1,568,916.00
5/1/2022	12/16/2021 AI 21	WOA 1	Various System Integrations	$452,000.00
		WOA 1	Portion of project came in below budget. MTS received a credit of $2,077.00. (Credit #1)	($2,077.00)
5/9/2022	9/15/22 AI 7	WOA 1.1	Add Beech Street Interlocking Field Integration Testing	$72,003.50
6/24/2022	CEO Policy 41	L1607.1-22	Recognized assignment from ARINC to Wabtec; updated Federal Requirements language	n/a

9/15/2022	9/15/22 AI 7	L1607.2-22	Travel Expense. Reimbursements to be paid during the contract.	$15,000.00
9/15/2022	9/15/22 AI 7	WOA 1.2	Final Acceptance of Beech Street Double Crossover	$55,130.00
9/15/2022	9/15/22 AI 7	WOA 2	SANDAG – Mid Coast existing Task Orders # 33 (SANDAG Traction power substations (TPSS) point-to-point testing and Global Positioning System (GPS) and #34 (SANDAG Field Integration testing TPSS, Stations and warranty). MTS takes on these Task Orders using Addendum 17 SOW 105, and will be reimbursed by SANDAG.	$297,555.00
9/15/2022	9/15/22 AI 7	WOA 3	Medium Voltage Frequency Inverter MVW Signal, IMT Double Track, and El Cajon Third Track Upgrades	$1,222,599.00
9/15/2022	9/15/22 AI 7	WOA 5	Server and Sonicwall SecurID Token Upgrades	$27,817.00
		WOA 1	Portion of project came in below budget. MTS received a credit of $2,155.00. (Credit #2)	($2,155.00)
6/8/2023	5/18/23 AI 5	WOA 6	Imperial Terminal Yard 25 INTL option associated with the IMTDT upgrade project.	$161,687.00
			Subtotal	*$3,868,475.50*
Contract Actions since last Board Approval on 5/18/23 (AI 7)				
9/20/2023	CEO Policy 41	*WOA 3.1*	*Revised milestones due to schedule*	*n/a*
2/15/2024	CEO Policy 41	*WOA 3.2*	*Revised milestones due to schedule*	*n/a*
8/14/2025	CEO Policy 41	*L1607.3-22*	*Source code escrow with NCC*	*n/a*
8/15/2025	CEO Policy 41	*WOA 7*	*Park Blvd Grade Crossing Upgrade*	*$144,956.97*
TBD	*Today's Proposed Board action*	*WOA 8*	*CISA Remediation*	*$639,396.87*
			Total Contract Amount after Board Approval	**$4,652,829.34**

DISCUSSION:

In December 2007, the San Diego Association of Governments (SANDAG) initiated a competitive Request for Proposals (RFP) process, resulting in Agreement No. 5000786 with ARINC Inc., a predecessor of Wabtec. This agreement focused on the design, fabrication, installation, integration, implementation, and testing of a comprehensive CTC System, an essential information system for MTS Rail Operations.

This project had multiple phases, each with warranty and maintenance services. The final phase ran from January 1, 2017 to December 31, 2021. As this contract came to an end, SANDAG and MTS management recognized the need for a shift in oversight. Given that the operations of the CTC System align more closely with the ongoing operational needs of MTS, it was determined that MTS should take the lead in managing and overseeing future contracts related to the CTC system.

On December 16, 2021 (AI 21), the MTS Board of Directors approved a sole-source contract with Wabtec valued at $2,020,916.00 for CTC service maintenance and special projects. This contract includes five (5) years of general maintenance for the CTC system and permits the issuance of work orders for any future CTC-related needs.

In addition to the regular maintenance services, the Wabtec contract allows MTS to issue a Work Order Amendment (WOA) to Wabtec for special projects that require integration with or changes to the CTC system. This covers work such as new systems, maintenance obligations or integration of new MTS projects into current systems. When the need arises, MTS provides Wabtec with the specifics of the needed CTC-related services, and Wabtec submits a proposal to MTS to perform such work using the negotiated rates in the contract. Individual or cumulative WOAs exceeding the MTS CEO's authority under Board Policy 41 (currently $150,000.00) are brought to the Board for approval. The original contract approval established that WOAs that are within the CEO's Board Policy 41 limits do not require Board approval prior to execution.

On September 15, 2022 (AI 7), the Board approved several additional WOAs and other contract expenses, as detailed in the chart above. On May 18, 2023 (AI 5), WOA 6 was approved by the Board. Since the May 18, 2023 Board meeting, the following WOAs and contract amendments have been issued under the CEO's Policy 41 authority:

<u>WOA 3.1 and 3.2:</u>
Amendments 1 and 2 to WOA 3, in the amount of $0.00, to update the schedule of services, milestones, and deliverables on the MVW Signal, IMT Double Track, and El Cajon Third Track Upgrades project (Attachments A and B).

<u>Amendment 3 (L1607.3-22):</u>
This Amendment was made to clarify the escrow language related to the source code (Attachment C).

<u>WOA 7:</u>
WOA 7 for the Park Boulevard Grade Crossing Upgrade and CTC Integration, in the amount of $144,956.97 (Attachment D).

Today's Proposed Action – WOA 8

Today's proposed action would approve WOA 8 in the amount of $639,396.87. (Attachment E). This amendment is intended to remediate CISA-identified cybersecurity findings in the MTS CTC system by implementing enhancements to access controls, network segmentation, configuration management, and disaster recovery for the SDMTS rail system, in line with CISA and National Institute of Standards and Technology (NIST) recommendations. (Attachment E).

Therefore, staff recommends that the Board of Directors authorize the CEO to execute MTS WOA 8 to Doc. No. L1607.4-22 (in substantially the same format as Attachment E) with Wabtec, in the amount of not-to-exceed $639,396.87.

/s/ Sharon Cooney
Sharon Cooney
Chief Executive Officer

Key Staff Contact: Julia Tuer, 619.557.4515, julia.tuer@sdmts.com

Attachments: A. WOA 3.1
B. WOA 3.2
C. Amendment 3, MTS Doc. No. L1607.3-22
D. WOA 7
E. Draft WOA 8

Metropolitan Transit System

Work Order Agreement (WOA) 3 – Amendment 1

September 20, 2023 MTS Doc No. L1607.0-22

CENTRALIZED TRAIN CONTROL (CTC) SYSTEM MAINTENANCE AGREEMENT

Wabtec Transportation Systems, LLC
Jill Olivas
Project Manager
5140 W. Goldleaf Circle, Suite 300
Los Angeles CA, 90056

This shall serve as Amendment No.1 to the original agreement L1607.0-22 – WOA 3 as further described below.

SCOPE

The Schedule of Services, Milestones, and Deliverables shall be updated with the following:

Milestone – CURRENT	Due Date (Subject to Change)	Invoice Amount (USD)
Mission Valley West SCADA Factory Acceptance Test	6/16/2023	$244,309.00
Imperial Double-track Factory Acceptance Test		

Milestone – REVISED	Due Date (Subject to Change)	Invoice Amount (USD)
Mission Valley West SCADA Factory Acceptance Test	6/16/2023	$81,436.00
Imperial Double-track Factory Acceptance Test	10/15/2023	$162,873.00

All other Schedule of Services, Milestones, and Deliverables shall stay as is.

SCHEDULE

There are no changes to the termination date of the overall agreement which remains December 31, 2026.

PAYMENT

The overall contract amount shall remain the same of $3,868,475.50. This amount shall not be exceeded without prior written approval from MTS.

CONTRACT SUMMARY

To-date, the contract summary is as shown below:

Date Issued	Document	Description	Amount
1/1/2022	Agreement	CTC System Maintenance	$1,568,916.00
5/1/2022	WOA 1	Various System Integrations	$452,000.00
	WOA 1	Project came in below budget.	($2,077.00)
5/9/2022	WOA 1.1	Beech Street Interlocking Field Integration Testing (FIT)	$72,003.50
9/15/2022	Amendment 2	Travel Expense. Reimbursements to be paid during the contract.	$15,000.00
9/15/2022	WOA 1.2	Final Acceptance of Beech Street Double Crossover	$55,130.00
9/15/2022	WOA 2	SANDAG – Mid Coast existing Task Orders # 33 (SANDAG TPSS point-to-point testing and GPS) and #34 (SANDAG Field Integration testing TPSS, Stations and warranty). MTS takes on these Task Orders using Addendum 17 SOW 105, and will be reimbursed by SANDAG.	$297,555.00
9/15/2022	WOA 3	MVW Signal, IMT Double Track, and El Cajon Third Track Upgrades	$1,222,599.00
9/15/2022	WOA 5	Server and Sonicwall SecurID Token Upgrades	$27,817.00
	Regarding WOA 1 (Blue Line)	Project came in below budget.	($2,155.00)
6/8/2023	WOA 6	Imperial Terminal Yard 25 INTL option associated with the IMTDT upgrade project.	$161,687.00
		Total Contract Amount	**$3,868,475.50**

Please sign and return the copy to the Contract Specialist at MTS. All other terms and conditions shall remain the same and in effect. Retain the other copies for your records.

Sincerely,

Sharon Cooney

Sharon Cooney, Chief Executive Officer

Agreed:

Hira Bhangu, Program Management
Wabtec Transportation Systems, LLC

Date: Oct 3, 2023

Metropolitan Transit System

Work Order Agreement (WOA) 3 – Amendment 2

February 15, 2024 MTS Doc No. L1607.0-22

CENTRALIZED TRAIN CONTROL (CTC) SYSTEM MAINTENANCE AGREEMENT

Wabtec Transportation Systems, LLC
Hira Bhangu
Program Management
5140 W. Goldleaf Circle, Suite 300
Los Angeles CA, 90056

This shall serve as Amendment No.2 to the original agreement L1607.0-22 – WOA 3 as further described below.

SCOPE

The Schedule of Services, Milestones, and Deliverables shall be updated with the following:

Milestone – CURRENT	Due Date (Subject to Change)	Invoice Amount (USD)
Mission Valley West SCADA Deployment & Cutover	7/14/2023	183,974.00
Imperial Double-track Deployment & Cutover		

Milestone – REVISED	Due Date (Subject to Change)	Invoice Amount (USD)
Mission Valley West SCADA Deployment & Cutover	1/30/24	$122,650.00
Imperial Double-track Deployment & Cutover	6/27/24	$61,324.00

All other Schedule of Services, Milestones, and Deliverables shall stay as is.

SCHEDULE

There are no changes to the termination date of the overall agreement which remains December 31, 2026.

PAYMENT

The overall contract amount shall remain the same of $3,868,475.50. This amount shall not be exceeded without prior written approval from MTS.

San Diego Metropolitan Transit System (MTS) is a California public agency comprised of San Diego Transit Corp., San Diego Trolley, Inc. and San Diego and Arizona Eastern Railway Company (nonprofit public benefit corporations). MTS member agencies include the cities of Chula Vista, Coronado, El Cajon, Imperial Beach, La Mesa, Lemon Grove, National City, Poway, San Diego, Santee, and the County of San Diego. MTS is also the For-Hire Vehicle administrator for nine cities.

CONTRACT SUMMARY

To-date, the contract summary is as shown below:

Date Issued	Document	Description	Amount
1/1/2022	Agreement	CTC System Maintenance	$1,568,916.00
5/1/2022	WOA 1	Various System Integrations	$452,000.00
	WOA 1	Project came in below budget.	($2,077.00)
5/9/2022	WOA 1.1	Beech Street Interlocking Field Integration Testing (FIT)	$72,003.50
9/15/2022	Amendment 2	Travel Expense. Reimbursements to be paid during the contract.	$15,000.00
9/15/2022	WOA 1.2	Final Acceptance of Beech Street Double Crossover	$55,130.00
9/15/2022	WOA 2	SANDAG – Mid Coast existing Task Orders # 33 (SANDAG TPSS point-to-point testing and GPS) and #34 (SANDAG Field Integration testing TPSS, Stations and warranty). MTS takes on these Task Orders using Addendum 17 SOW 105, and will be reimbursed by SANDAG.	$297,555.00
9/15/2022	WOA 3	MVW Signal, IMT Double Track, and El Cajon Third Track Upgrades	$1,222,599.00
9/15/2022	WOA 5	Server and Sonicwall SecurID Token Upgrades	$27,817.00
	Regarding WOA 1 (Blue Line)	Project came in below budget.	($2,155.00)
6/8/2023	WOA 6	Imperial Terminal Yard 25 INTL option associated with the IMTDT upgrade project.	$161,687.00
		Total Contract Amount	**$3,868,475.50**

Please sign and return the copy to the Contract Specialist at MTS. All other terms and conditions shall remain the same and in effect. Retain the other copies for your records.

Sincerely,

Sharon Cooney

Sharon Cooney, Chief Executive Officer

Agreed:

Jeyaramesh Balasubramaniam, Director - Program Management
Wabtec Transportation Systems, LLC

Date: 03/06/2024

Metropolitan Transit System

Amendment 3

Date: August 14, 2025 MTS Doc No. L1607.3-22

CENTRALIZED TRAIN CONTROL (CTC) SYSTEM MAINTENANCE AGREEMENT – SOURCE CODE ESCROW

Wabtec Transportation Systems, LLC
Hira Bhangu
Program Management
5140 W. Goldleaf Circle, Suite 300
Los Angeles CA, 90056

This shall serve as Amendment No.3 to the original agreement L1607.0-22 as further described below.

SCOPE

This Amendment updates the agreement to include the following provision:

Source Code Escrow

Contractor and NCC (formerly Iron Mountain) have entered into Three-Party Master Depositor Escrow Service Agreement ("Escrow Agreement") which includes Beneficiary Enrollment for MTS as a beneficiary to this Escrow Agreement. No later than sixty (60) days after execution of the escrow agreement, Contractor shall deposit the source code related to the executed Advanced Information Management (AIM) Software License Agreement #19M0015 dated 3 October, 2019; and shall deposit subsequent upgrades or modifications purchased or owed to Customer for the AIM Products as purchased within a reasonably period after their release (collectively "Source Materials"), for the operation, maintenance and repair of the AIM Products, including the hardware components of the AIM Products, only upon the occurrence of an Escrow Event as defined below.

A. CUSTOMER is, and shall be, responsible for all fees or other charges associated with the establishment and maintenance of the Beneficiary Enrollment under the Escrow Agreement with NCC Group, for the Term of the Contract. The obligation of the Contractor with regard to any aspect of the escrow account or the Source Materials terminates at the end of the MSA Term. The escrow account fees for the remaining contract period are as follows and will be paid by CUSTOMER directly to NCC via a separate purchase order.

B. An "Escrow Event" shall be the bankruptcy, insolvency or dissolution of Contractor or the failure of Contractor to exist as an on-going business concern. Contractor's obligation to deposit the

San Diego Metropolitan Transit System (MTS) is a California public agency comprised of San Diego Transit Corp., San Diego Trolley, Inc. and San Diego and Arizona Eastern Railway Company (nonprofit public benefit corporations). MTS member agencies include the cities of Chula Vista, Coronado, El Cajon, Imperial Beach, La Mesa, Lemon Grove, National City, Poway, San Diego, Santee, and the County of San Diego. MTS is also the For-Hire Vehicle administrator for nine cities.

aforementioned Source Materials into escrow applies only to the extent, and for those products for which, Contractor and MTS have existing and valid Software License Agreements.

Except as may be otherwise expressly provided in a Software License Agreement or other document, the parties agree that the escrow provisions contained in the foregoing paragraphs apply to the Source Materials.

SCHEDULE

There are no changes to the termination date of the overall agreement which remains December 31, 2026.

PAYMENT

This is a no-cost Amendment. The overall contract amount shall remain the same of $3,868,475.50, illustrated in the contract summary section below. This amount shall not be exceeded without prior written approval from MTS.

CONTRACT SUMMARY

To-date, the contract summary is as shown below:

Date Issued	Document	Description	Amount
1/1/2022	Agreement	CTC System Maintenance	$1,568,916.00
5/1/2022	WOA 1	Various System Integrations	$452,000.00
	WOA 1	Project came in below budget.	($2,077.00)
5/9/2022	WOA 1.1	Beech Street Interlocking Field Integration Testing (FIT)	$72,003.50
6/24/2022	Amendment 1	Recognized assignment from ARINC to Wabtec; updated Federal Requirements language	$0.00
9/15/2022	Amendment 2	Travel Expense. Reimbursements to be paid during the contract.	$15,000.00
9/15/2022	WOA 1.2	Final Acceptance of Beech Street Double Crossover	$55,130.00
9/15/2022	WOA 2	SANDAG – Mid Coast existing Task Orders # 33 (SANDAG TPSS point-to-point testing and GPS) and #34 (SANDAG Field Integration testing TPSS, Stations and warranty). MTS takes on these Task Orders using Addendum 17 SOW 105, and will be reimbursed by SANDAG.	$297,555.00
9/15/2022	WOA 3	MVW Signal, IMT Double Track, and El Cajon Third Track Upgrades	$1,222,599.00
9/15/2022	WOA 5	Server and Sonicwall SecurID	$27,817.00

		Token Upgrades	
	Regarding WOA 1 (Blue Line)	Project came in below budget.	($2,155.00)
6/8/2023	WOA 6	Imperial Terminal Yard 25 INTL option associated with the IMTDT upgrade project.	$161,687.00
9/20/2023	WOA 3.1	Revised milestones due to schedule	$0.00
2/15/2024	WOA 3.2	Revised milestones due to schedule	$0.00
8/14/2025	Amendment 3	Source code escrow with NCC	$0.00
		Total Contract Amount	**$3,868,475.50**

Please sign and return the copy to the Contract Specialist at MTS. All other terms and conditions shall remain the same and in effect. Retain the other copies for your records.

Sincerely,

Sharon Cooney

Sharon Cooney, Chief Executive Officer

Agreed:

Nima Tehrani

Nima Tehrani (Aug 25, 2025 10:28:42 MDT)

Wabtec Transportation Systems, LLC

Name: Nima Tehrani

Title: Group VP S&S NAM

Date: 08/25/2025

Metropolitan Transit System

Work Order Agreement No. 7 (WOA 7)

Date: August 15, 2025 MTS Doc No. L1607.0-22

CENTRALIZED TRAIN CONTROL (CTC) SYSTEM MAINTENANCE AGREEMENT – WOA 7

Wabtec Transportation Systems, LLC
Hira Bhangu
Program Management
5140 W. Goldleaf Circle, Suite 300
Los Angeles CA, 90056

This shall serve as WOA 7 to the original agreement L1607.0-22 as further described below.

SCOPE

The scope of work for this WOA 7 is for Park Blvd Grade Crossing Upgrade CTC Intregration, and as further detailed in Attachment A.

SCHEDULE

The schedule is as shown in Attachment A.

There are no changes to the termination date of the overall agreement which remains December 31, 2026.

PAYMENT

The cost for this WOA 7 shall not exceed $144,956.97, as shown in Attachment A.

The total value of this agreement, including this WOA, shall be in the amount of $4,013,432.47 ($3,868,475.50 + $144,956.97), illustrated in the contract summary section below. This amount shall not be exceeded without prior written approval from MTS.

CONTRACT SUMMARY

To-date, the contract summary is as shown below:

Date Issued	Document	Description	Amount
1/1/2022	Agreement	CTC System Maintenance	$1,568,916.00
5/1/2022	WOA 1	Various System Integrations	$452,000.00
	WOA 1	Project came in below budget.	($2,077.00)
5/9/2022	WOA 1.1	Beech Street Interlocking Field Integration Testing (FIT)	$72,003.50

San Diego Metropolitan Transit System (MTS) is a California public agency comprised of San Diego Transit Corp., San Diego Trolley, Inc. and San Diego and Arizona Eastern Railway Company (nonprofit public benefit corporations). MTS member agencies include the cities of Chula Vista, Coronado, El Cajon, Imperial Beach, La Mesa, Lemon Grove, National City, Poway, San Diego, Santee, and the County of San Diego. MTS is also the For-Hire Vehicle administrator for nine cities.

6/24/2022	Amendment 1	Recognized assignment from ARINC to Wabtec; updated Federal Requirements language	$0.00
9/15/2022	Amendment 2	Travel Expense. Reimbursements to be paid during the contract.	$15,000.00
9/15/2022	WOA 1.2	Final Acceptance of Beech Street Double Crossover	$55,130.00
9/15/2022	WOA 2	SANDAG – Mid Coast existing Task Orders # 33 (SANDAG TPSS point-to-point testing and GPS) and #34 (SANDAG Field Integration testing TPSS, Stations and warranty). MTS takes on these Task Orders using Addendum 17 SOW 105, and will be reimbursed by SANDAG.	$297,555.00
9/15/2022	WOA 3	MVW Signal, IMT Double Track, and El Cajon Third Track Upgrades	$1,222,599.00
9/15/2022	WOA 5	Server and Sonicwall SecurID Token Upgrades	$27,817.00
	Regarding WOA 1 (Blue Line)	Project came in below budget.	($2,155.00)
6/8/2023	WOA 6	Imperial Terminal Yard 25 INTL option associated with the IMTDT upgrade project.	$161,687.00
9/20/2023	WOA 3.1	Revised milestones due to schedule	$0.00
2/15/2024	WOA 3.2	Revised milestones due to schedule	$0.00
8/14/2025	Amendment 3	Source code escrow with NCC	$0.00
8/15/2025	WOA 7	Park Blvd Grade Crossing Upgrade	$144,956.97
		Total Contract Amount	**$4,013,432.47**

Please sign and return the copy to the Contract Specialist at MTS. All other terms and conditions shall remain the same and in effect. Retain the other copies for your records.

Sincerely,

Sharon Cooney

Sharon Cooney, Chief Executive Officer

Agreed:

Hira Bhangu, Program Management
Wabtec Transportation Systems, LLC

Date: Digitally signed by Hira Bhangu
Date: 2025.08.26 10:05:18 -04'00'

Attachment:

A. WOA 7 Proposal

Wabtec Corporation
Digital Intelligence

Hira Bhangu
Senior Manager, Program Management
Mobile: 416-826-0007
Email: hira.bhangu@wabtec.com

San Diego Metropolitan Transit System
Heather Furey
Director of Capital Projects
1225 Imperial Ave., Suite 1000
San Diego CA 92101-7490

August 13, 2025

REF: Park Boulevard Upgrades, Rev. 1.0
Proposal Number: 225278

Dear Ms. Furey,

Wabtec Transportation Systems, LLC ("**Wabtec"**) is pleased to provide the attached proposal ("**Proposal"**) to San Diego Metropolitan Transit System (SDMTS) (**"Customer"**) for efforts required to implement **Park Boulevard Upgrades.**

This Proposal is based on *Park Blvd – Phase 2 – Plans – 20230630_sealed.pdf*, *Park SCADA Controls & indications.xlsx*, *B120V1_01.doc*, and clarification responses from SDMTS. This is a revised copy of the proposal submitted on May 30, 2025 following feedback received from SDMTS on August 13, 2025.

Wabtec welcomes the opportunity to provide this Proposal. If you have any questions or require any further assistance, please feel free to contact us.

Thank you,

Hira Bhangu
Wabtec Corporation

CC: David Urbaez
Ed Graham
Alex Pereyra
Ali Eshraghi
Jill Olivas

IMPORTANT NOTICE REGARDING PROPOSAL

1. **Confidentiality.** Customer and Wabtec acknowledge that Customer is a public agency subject to the California Public Records Act (CPRA) (California Government Code §§ 6250through 6276.48) and other applicable laws. This Proposal and any agreement entered into between Customer and Wabtec will be considered a public record and subject to disclosure in compliance with the CPRA. Notwithstanding the above, this Proposal is for Customer only and not for the benefit of any third party. Customer acknowledges and agrees that during the course of the work conducted by Wabtec, Customer may be provided with Wabtec's confidential and proprietary or trade secret information that is not subject to disclosure under the CPRA or other applicable law. Such information will be clearly marked as "Confidential and Proprietary". Customer shall maintain such Confidential and Proprietary documents as confidential and shall not disclose them to third parties unless required to do so by applicable law, rule or regulation. In the event a request for Wabtec's Confidential and Proprietary documents is received by Customer, whether under the CPRA, subpoena, or other method, Customer will provide Wabtec with an opportunity to review the request, and at Wabtec's sole cost, to defend or pursue an action to protect such Confidential and Proprietary documents from disclosure. Customer shall not be required to incur legal fees and costs to protect Wabtec's Confidential and Proprietary documents from disclosure under state or federal law.

2. **Not an offer.** This Proposal is for discussion purposes only, and Customer shall not rely on this Proposal. This Proposal is not an offer capable of acceptance. Wabtec and Customer shall not be bound in relation to the subject of this Proposal unless and until Wabtec and Customer sign a mutually agreed, written contract. Should Wabtec and Customer mutually agree to proceed, the final contract signed by Wabtec and Customer will be the entire agreement, superseding this Proposal. This Proposal is given based on the terms and conditions of the referenced agreement. Any deviation from such terms and conditions in the final signed written contract may impact price, schedule and other terms in Wabtec's sole discretion.

3. **Wabtec may withdraw Proposal.** Wabtec may modify or withdraw this Proposal without liability any time prior to both Wabtec and the Customer's execution of the Definitive Agreement.

4. **No liability for costs of Proposal**. Wabtec shall have no liability for costs incurred by Customer in reviewing this Proposal.

5. **Validity.** This Proposal is valid for sixty (60) days from the date of the Proposal, unless withdrawn or extended in a writing signed by Wabtec prior to that time.

6. **Structural Considerations.** Wabtec may have one or more of Wabtec's affiliated entities enter into the Definitive Agreement and/or provide some or all of Wabtec's offerings described in this Proposal. In this Proposal, references to Wabtec mean Wabtec and/or one or more of Wabtec's affiliated entities.

7. **Statements as to future.** In this Proposal, any information regarding Wabtec's roadmaps and future product plans are indicative only of Wabtec's current plans and are not binding. Plans are subject to Wabtec internal approvals, and plans may change, in Wabtec's sole discretion. Commitments and binding representations as to the future are expressly disclaimed. Customer must not rely on such information and plans in deciding whether to proceed with the Definitive Agreement.

Proposal for Park Boulevard Upgrades

Wabtec Proposal Number 225278 dated August 13, 2025

1. Contents

1.1 This Proposal is comprised of the following:

Section 1: Contents

Section 2: Scope of Wabtec Offerings

Section 3: Customer Responsibilities

Section 4: Delivery Schedule

Section 5: Fees

Section 6: Price Escalation

Appendix A: Description of Offerings

1.2 In this Proposal, except where the context requires otherwise, all references to Sections and Appendices are to Sections and Appendices of this Proposal.

1.3 If Customer wishes to proceed with the Wabtec offerings described in this Proposal, it must provide written notice of same to Wabtec, and Wabtec will provide for the Customer's review and execution, the proposed Definitive Agreement which will likely come in the form of a Statement of Work to the Maintenance Agreement.

2. Scope of Wabtec Offerings

2.1 This Proposal is for Wabtec to implement the **Park Boulevard Upgrades** as described below:

2.2 Wabtec is to produce and furnish Park Boulevard Gate Crossing updates to the existing AIM Centralized Train Control (CTC) dispatching system. for use by SDMTS.

2.3 Full life-cycle development, including:

(a) Design
(b) Design review with SDMTS
(c) Displays, database, and any programming
(d) Factory verification
(e) Factory customer validation
(f) Deployment
(g) Field verification
(h) Site acceptance testing
(i) Cutover

2.4 Documentation, including:

(a) Schedule
(b) Display Design Change Form
(c) Factory test procedure results
(d) Site acceptance procedure results

2.5 Assumptions, including:

(a) The work is to align with the existing SDMTS CTC maintenance agreement release schedule. Wabtec does not need to provide a separate release specific to these changes.

(b) The work is to align with existing TWC loop and TPSS from the existing SDMTS CTC production system with no required changes to be included as part of Park Boulevard update.

(c) The work is to align with security standards as covered under the existing SDMTS CTC maintenance and other project agreements. Corrective actions for this work are only applicable to changes made as a direct resolve of the modifications made to support Park Boulevard

(d) The green gate crossing in the drawings aligns with previous conversations with SDMTS such that that it will be added as part of phase 2 and at this time there will be no additional controls, indications, or graphic updates required to depict this crossing as it is to be managed by BNSF.

(e) The code chart received is inclusive of all approved changes to input and output received from the SDMTS SCADA field to satisfy the needs of the Park Boulevard related works as to integrate with the existing CTC.

3. Customer Responsibilities

3.1 Customer will be responsible for review and approval of design changes, test procedures and transition plan.

3.2 Customer will be responsible for providing access to the Centralized Train Control (CTC) system and SDMTS network.

3.3 Customer will be responsible for providing a witness to support and testing and cutover efforts and result approval.

4. Anticipated Delivery Schedule

4.1 Upon NTP Wabtec will develop a project schedule that includes providing an engineering release to SDMTS to provide sufficient time for integration testing prior to cutover. Previously planned October 2025 cutover date may need to be revised based on the NTP date.

4.2 The anticipated schedule is indicative only. Actual times may vary. Further, timely delivery of Wabtec's offerings is dependent on Customer's timely discharge of Customer's responsibilities, as identified in this Proposal and in the Definitive Agreement.

5. Fees

5.1 The fees for the scope of Wabtec's offerings as described in this Proposal (the "**Fees**") are as follows.

(a) $144,956.97

(b) The fees are broken down as follows:

Activity	Amount
Program Management & Execution	$ 33,906.66
Requirements and Design	$ 28,246.99
Configuration & Installation & Integration	$ 38,518.63

Development	$ 5,135.82
Testing	$ 38,005.05
Travel	$ 1,143.82

5.2 The Fees will be invoiced at the following times assuming an August 2025 NTP:

Description	**NTP+** (months)	**Price**
Mobilization Payment	0	$ 43,487.09
Design review complete	1	$ 50,734.94
Factory acceptance testing complete	2	$ 36,239.24
Site acceptance testing complete	3	$ 14,495.70
Total		**$ 144,956.97**

5.3 The Fees are subject to the following qualifications:

(a) All Fees are stated and will be paid in United States dollars.

(b) All on-going (recurring) Fees are subject to Wabtec's standard escalation terms listed below in section 6.

(c) Fees are NET 30 and are exclusive of all taxes, customs, duties, levies, tariffs, government permits, and the cost of third-party licenses.

(d) Delays caused by Customer or delays for which Customer is responsible will incur additional charges based on costs incurred by Wabtec and Wabtec's standard administration fee.

(e) Any deviations from the terms and conditions referenced in the Maintenance Agreement may incur an additional risk premium, which will be added to the Fees, in Wabtec's sole discretion.

6. Price Escalation

6.1 All pricing will be adjusted annually throughout the term of the Definitive Agreement, with each January 1st being an "**Adjustment Date**". The first adjustment, if required in the event of a period of performance extension, will be January 1st, 2026. Each annual adjustment shall be made in accordance with the following formula:

$$P\,(Adjusted) = P \times \frac{Index_A}{Index_E}$$

Where:

P is the pricing specified in Section **Error! Reference source not found.** – Pricing Breakdown.

The “Labor Index” is the “Total compensation for Private industry workers in Professional, scientific, and technical services, Index” (CIU2015400000000I (B)) as determined Quarterly by the Bureau of Labor Statistics of the U.S Department of Labor.

$Index_A$ is the latest **Labor Index** (final or preliminary) published as of each respective **Adjustment Date**.

$Index_E$ is the latest **Labor Index** (final or preliminary) published as of January 1, 2024.

Metropolitan Transit System

Work Order Agreement No. 8 (WOA 8)

April 16, 2026 MTS Doc No. L1607.0-22

CENTRALIZED TRAIN CONTROL (CTC) SYSTEM MAINTENANCE AGREEMENT – WOA 8: CISA REMEDIATION

Wabtec Transportation Systems, LLC
Hira Bhangu
Program Management
5140 W. Goldleaf Circle, Suite 300
Los Angeles CA, 90056

This shall serve as WOA 8 to the original agreement L1607.0-22 as further described below.

SCOPE

This WOA 8 is to include remediation of Cybersecurity and Infrastructure Security Agency (CISA) and National Institute of Standards and Technology (NIST) identified cybersecurity findings within the CTC system. The work shall include implementation of enhancements to access controls, network segmentation, configuration management, and disaster recovery for the SDMTS rail system, as further detailed in Attachment A.

SCHEDULE

The contract schedule is extended from December 31, 2026, to April 30, 2027.

PAYMENT

This WOA shall authorize additional costs not to exceed $639,396.87. The total value of this contract including this WOA shall be in the amount of $4,652,829.34 ($4,013,432.47 + $639,396.87), illustrated in the contract summary section below. This amount shall not be exceeded without prior written approval from MTS.

CONTRACT SUMMARY

To-date, the contract summary is as shown below:

Date Issued	Document	Description	Amount
1/1/2022	Agreement	CTC System Maintenance	$1,568,916.00
5/1/2022	WOA 1	Various System Integrations	$452,000.00
	WOA 1	Project came in below budget.	($2,077.00)
5/9/2022	WOA 1.1	Beech Street Interlocking Field Integration Testing (FIT)	$72,003.50

6/24/2022	Amendment 1	Recognized assignment from ARINC to Wabtec; updated Federal Requirements language	$0.00
9/15/2022	Amendment 2	Travel Expense. Reimbursements to be paid during the contract.	$15,000.00
9/15/2022	WOA 1.2	Final Acceptance of Beech Street Double Crossover	$55,130.00
9/15/2022	WOA 2	SANDAG – Mid Coast existing Task Orders # 33 (SANDAG TPSS point-to-point testing and GPS) and #34 (SANDAG Field Integration testing TPSS, Stations and warranty). MTS takes on these Task Orders using Addendum 17 SOW 105, and will be reimbursed by SANDAG.	$297,555.00
9/15/2022	WOA 3	MVW Signal, IMT Double Track, and El Cajon Third Track Upgrades	$1,222,599.00
9/15/2022	WOA 5	Server and Sonicwall SecurID Token Upgrades	$27,817.00
	Regarding WOA 1 (Blue Line)	Project came in below budget.	($2,155.00)
6/8/2023	WOA 6	Imperial Terminal Yard 25 INTL option associated with the IMTDT upgrade project.	$161,687.00
9/20/2023	WOA 3.1	Revised milestones due to schedule	$0.00
2/15/2024	WOA 3.2	Revised milestones due to schedule	$0.00
8/14/2025	Amendment 3	Source code escrow with NCC	$0.00
8/15/2025	WOA 7	Park Blvd Grade Crossing Upgrade	$144,956.97
4/16/2026	WOA 8	CISA Remediation	$639,396.87
		Total Contract Amount	**$4,652,829.34**

Please sign and return the copy to the Contract Specialist at MTS. All other terms and conditions shall remain the same and in effect. Retain the other copies for your records.

Sincerely,

Sharon Cooney, Chief Executive Officer

Attachment:

A. CISA Remediation Proposal

Agreed:

Hira Bhangu, Program Management
Wabtec Transportation Systems, LLC

Date: _____

Wabtec Corporation
Digital Intelligence

Hira Bhangu
Senior Manager, Program Management
Mobile: 416-826-0007
Email: hira.bhangu@wabtec.com

San Diego Metropolitan Transit System
Heather Furey
Director of Capital Projects
1225 Imperial Ave., Suite 1000
San Diego CA 92101-7490

January 20, 2025

REF: CISA VADR Audit - Combined Solution, Rev. 1.8
Proposal Number: 224822

Dear Ms. Furey,

Wabtec Transportation Systems, LLC ("**Wabtec"**) is pleased to provide the attached proposal ("**Proposal"**) to San Diego Metropolitan Transit System (SDMTS) (**"Customer"**) for efforts required to implement **CISA VADR Audit Solutions.**

This Proposal is based on SDMTS' response to the Cybersecurity and Infrastructure Security Agency (CISA) Audit Proposals dated 9/13/23, the CISA Validated Architecture Design Review (VADR) Audit Report received on 7/18/23 and SDMTS feedback from 2/6/24, 6/5/24, 9/18/24, 12/12/24, 3/11/25, 4/22/25, 6/19/25 and 8/4/25. All the offered features described in this Proposal assume compliance with the assumption and exclusions identified in Section 9 of Appendix A.

Wabtec welcomes the opportunity to provide this Proposal. If you have any questions or require any further assistance, please feel free to contact us.

Thank you,

Hira Bhangu
Wabtec Corporation

CC:

David Urbaez	Mark Casas
Ed Graham	Brian Riley
Larry Marinesi	Cristian Jimenez
Ernesto Garcia	Awa Gon
Dennis Conzemius	Ali Eshraghi

IMPORTANT NOTICE REGARDING PROPOSAL

1. **Confidentiality.** Customer and Wabtec acknowledge that Customer is a public agency subject to the California Public Records Act (CPRA) (California Government Code §§ 6250 through 6276.48) and other applicable laws. This Proposal and any agreement entered into between Customer and Wabtec will be considered a public record and subject to disclosure in compliance with the CPRA. Notwithstanding the above, this Proposal is for Customer only and not for the benefit of any third party. Customer acknowledges and agrees that during the course of the work conducted by Wabtec, Customer may be provided with Wabtec's confidential and proprietary or trade secret information that is not subject to disclosure under the CPRA or other applicable law. Such information will be clearly marked as "Confidential and Proprietary". Customer shall maintain such Confidential and Proprietary documents as confidential and shall not disclose them to third parties unless required to do so by applicable law, rule or regulation. In the event a request for Wabtec's Confidential and Proprietary documents is received by Customer, whether under the CPRA, subpoena, or other method, Customer will provide Wabtec with an opportunity to review the request, and at Wabtec's sole cost, to defend or pursue an action to protect such Confidential and Proprietary documents from disclosure. Customer shall not be required to incur legal fees and costs to protect Wabtec's Confidential and Proprietary documents from disclosure under state or federal law.

2. **Discussion purposes.** This Proposal is for discussion purposes only. Neither Wabtec nor Customer shall be bound in relation to the subject of this Proposal unless and until Wabtec and Customer sign a mutually agreed, written contract or contracts relating to the Wabtec offerings described in this Proposal (collectively, the "**Definitive Agreement**"). Should Wabtec and Customer mutually agree to proceed, the Definitive Agreement will be the entire agreement, superseding this Proposal. This Proposal is given based on the Maintenance Service Agreement (Contract L1607.0-22) dated June 9, 2022, between Wabtec Transportation Systems, LLC, as a successor in interest to ARINC Incorporated, and San Diego Metropolitan Transit System (the "Maintenance Agreement"). Any deviation from such terms and conditions in the Definitive Agreement may impact price, schedule and other terms in Wabtec's sole discretion.

3. **Wabtec may withdraw Proposal.** Wabtec may modify or withdraw this Proposal without liability any time prior to both Wabtec and the Customer's execution of the Definitive Agreement.

4. **No liability for costs of Proposal**. Wabtec shall have no liability for costs incurred by Customer in reviewing this Proposal.

5. **Validity.** This Proposal is valid for sixty (60) days from the date of the Proposal, unless withdrawn or extended in a writing signed by Wabtec prior to that time.

6. **Structural Considerations.** Wabtec may have one or more of Wabtec's affiliated entities enter into the Definitive Agreement and/or provide some or all of Wabtec's offerings described in this Proposal. In this Proposal, references to Wabtec mean Wabtec and/or one or more of Wabtec's affiliated entities.

7. **Statements as to future.** In this Proposal, any information regarding Wabtec's roadmaps and future product plans are indicative only of Wabtec's current plans and are not binding. Plans are subject to Wabtec internal approvals, and plans may change, in Wabtec's sole discretion. Commitments and binding representations as to the future are expressly disclaimed. Customer must not rely on such information and plans in deciding whether to proceed with the Definitive Agreement.

Proposal for CISA VADR Audit - Combined Solution, Rev. 1.7

Wabtec Proposal Number 224822 dated January 16, 2025

1. Contents

1.1 This Proposal is comprised of the following:

Section 1: Contents

Section 2: Scope of Wabtec Offerings

Section 3: Customer Responsibilities

Section 4: Delivery Schedule

Section 5: Fees

Section 6: Price Escalation

Appendix A: Description of Offerings

1.2 In this Proposal, except where the context requires otherwise, all references to Sections and Appendices are to Sections and Appendices of this Proposal.

1.3 If Customer wishes to proceed with the Wabtec offerings described in this Proposal, it must provide written notice of same to Wabtec, and Wabtec will provide for the Customer's review and execution, the proposed Definitive Agreement which will likely come in the form of a Statement of Work to the Maintenance Agreement.

2. Scope of Wabtec offerings

2.1 This Proposal is for Wabtec to implement the **CISA VADR Audit - Combined Solution, Rev. 1.7** as described in Appendix A.

3. Customer responsibilities

3.1 Customer will be responsible for providing access to the Centralized Train Control (CTC) system and SDMTS network.

4. Anticipated delivery schedule

4.1 We anticipate the delivery schedule as identified in Section 8 of Appendix A.

4.2 The anticipated schedule is indicative only. Actual times may vary. Further, timely delivery of Wabtec's offerings is dependent on Customer's timely discharge of Customer's responsibilities, as identified in this Proposal and in the Definitive Agreement.

5. Fees

5.1 The fees for the scope of Wabtec's offerings as described in this Proposal (the "**Fees**") are as follows.

(a) Firm fixed costs of $531,483.03

(b) Recurring monthly costs of $8,992.82

5.2 The Fees will be invoiced at the following times:

(a) The fees will be invoiced as identified in Section 11 of Appendix A.

5.3 The Fees are subject to the following qualifications:

(a) All Fees are stated and will be paid in United States dollars.

(b) All on-going (recurring) Fees are subject to Wabtec's standard escalation terms.

(c) Fees are NET 30 and are exclusive of all taxes, customs, duties, levies, tariffs, government permits, and the cost of third-party licenses.

(d) Delays caused by Customer or delays for which Customer is responsible will incur additional charges based on costs incurred by Wabtec and Wabtec's standard administration fee.

(e) Any deviations from the terms and conditions referenced in the Maintenance Agreement may incur an additional risk premium, which will be added to the Fees, in Wabtec's sole discretion.

6. Price Escalation

6.1 All pricing except the monthly recurring OS patching price will be adjusted annually throughout the term of the Definitive Agreement, with each January 1st being an "**Adjustment Date**". The first adjustment, if required in the event of a period of performance extension, will be January 1st, 2026. Each annual adjustment shall be made in accordance with the following formula:

$$P\ (Adjusted) = P \times \frac{Index_A}{Index_E}$$

Where:

P is the pricing specified in Section 10 – Pricing Breakdown.

The "Labor Index" is the "Total compensation for Private industry workers in Professional, scientific, and technical services, Index" (CIU2015400000000I (B)) as determined Quarterly by the Bureau of Labor Statistics of the U.S Department of Labor.

$Index_A$ is the latest **Labor Index** (final or preliminary) published as of each respective **Adjustment Date**.

$Index_E$ is the latest **Labor Index** (final or preliminary) published as of January 1, 2024.

Appendix A: Description of Offerings

CISA VADR Audit - Combined Solution, Rev. 1.7

REVISION	DESCRIPTION	DATE
1.0	Initial Version	June 2024
1.1	Updated per SDMTS review comments dated 10/3/24	November 2024
1.2	Updated per SDMTS review comments dated 12/4/24	December 2024
1.3	Updated per SDMTS review comments dated 3/11/25	April 2025
1.4	Updated per SDMTS review comments dated 4/22/25	May 2025
1.5	Updated per SDMTS review comments dated 6/19/25	July 2025
1.6	Updated per discussion with SDMTS on 8/4/25	July 2025

TABLE OF CONTENTS

1. OVERVIEW 9

1.1 Access Control 9
1.2 Backup Configuration 9
1.3 Disaster Recovery 9
1.4 Document And Asset Inventory 9
1.5 Network Reconfiguration 9
1.6 MS OS and MSSQL Express Patching 9
1.7 System Monitoring 10
1.8 VMWare Version Updates 10
1.9 AIM Operating Systems Certification 10

2. BACKGROUND 11

2.1 Access Control 11
2.2 Backup Configuration 11
2.3 Disaster Recovery 11
2.4 Document And Asset Inventory 11
2.5 Network Reconfiguration 12
2.6 OS and MSSQL Patching 13
2.7 System Monitoring 13
2.8 VMWare Version Updates 13
2.9 AIM Operating Systems Certification 13

3. PERSONNEL 14

4. SCOPE OF WORK 15

4.1 Access Control 15
4.1.1 Access Control Expected Results 15
4.2 Backup Configuration 15
4.2.1 Backup Configuration Expected Results 15
4.3 Disaster Recovery 15
4.3.1 Disaster Recovery Expected Results 16
4.4 Document And Asset Inventory 16
4.4.1 Document And Asset Inventory Expected Results 16
4.5 Network Reconfiguration 16
4.5.1 Network Reconfiguration Expected Results 17
4.6 OS Patching 17
4.6.1 OS Patching Expected Results 17
4.7 System Monitoring 17
4.7.1 System Monitoring Expected Results 18
4.8 VMWare Version Updates 18
4.8.1 VMWare Version Updates Expected Results 18
4.9 AIM Operating Systems Certification 18
4.9.1 AIM Operating Systems Certification Expected Results 19

5. ROLES AND RESPONSIBILITIES (RACI) 20

6. DELIVERABLES 23

6.1 Access Control 23
6.2 Backup Configuration 23
6.3 Disaster Recovery 23
6.4 Document and Asset Inventory 23
6.5 Network Reconfiguration 23
6.6 MS OS and MSSQL Express Patching 23
6.7 System Monitoring 23
6.8 VMWare Version Updates 23
6.9 AIM Operating Systems Certification 23

7. WABTEC RESPONSIBILITIES 25

7.1 Final Acceptance Criteria 25
7.1.1 Access Control 25
7.1.2 Backup Configuration 25
7.1.3 Disaster Recovery 25
7.1.4 Network Reconfiguration 25
7.1.5 MS OS and MSSQL Express Patching 25
7.1.6 System Monitoring 25
7.1.7 VMWare Version Updates 25
7.1.8 AIM Operating Systems Certification 26

8. SCHEDULE 27

9. ASSUMPTIONS AND EXCLUSIONS 29

9.1 Access Control 29
9.2 Backup Configuration 29
9.3 Disaster Recovery 29
9.4 Document and Asset Inventory 29
9.5 Network Reconfiguration 29
9.6 MS OS and MSSQL Express Patching 30
9.7 System Monitoring 30
9.8 VMWare Version Updates 30
9.9 AIM Operating Systems Certification 30

10. PRICE BREAKDOWN ..... ERROR! BOOKMARK NOT DEFINED.

10.1 Access Control ..... **Error! Bookmark not defined.**
10.2 Backup Configuration ..... **Error! Bookmark not defined.**
10.3 Disaster Recovery Plan ..... **Error! Bookmark not defined.**
10.4 Document and Asset Inventory ..... **Error! Bookmark not defined.**
10.5 Network Reconfiguration ..... **Error! Bookmark not defined.**
10.6 MS OS Patching ..... **Error! Bookmark not defined.**
10.7 System Monitoring ..... **Error! Bookmark not defined.**
10.8 VMWare Version Updates ..... **Error! Bookmark not defined.**
10.9 AIM Operating Systems Certification ..... **Error! Bookmark not defined.**

11. PAYMENT MILESTONES 32

1. OVERVIEW

Wabtec will perform the work defined in the subsections below. Wabtec defines “support” as providing standby engineering services during MTS led activities involving the AIM system.

1.1 Access Control

Wabtec proposes to update the Metropolitan Transit System (MTS) Centralized Train Control (CTC) system with the implementation of an access control strategy, as recommended in the CISA audit section NIST SP 800--53 Security Control Category: Access Control AC-5 Separation of Duties.

1.2 Backup Configuration

Wabtec proposes to inform MTS IT on what to update and verify to support backups via the SDMTS enterprise backup and retention strategy as recommended in the Cybersecurity and Infrastructure Security Agency (CISA) audit section NIST SP 800--53 Security Control Category: CP-9 System Backup.

1.3 Disaster Recovery

Wabtec proposes to support SDMTS business continuity with the development of a disaster recovery plan as recommended in the CISA audit section NIST SP 800--53 Security Control Category, Contingency Planning, CP-2 Contingency Plan.

1.4 Document And Asset Inventory

Wabtec proposes to develop documentation for the SDMTS organization in support of the Supervisory Control and Data Acquisition (SCADA) systems, networking, IT, and other groups as recommended in the CISA audit section NIST SP 800--53 Security Control Category Configuration Management CM-2 Baseline Configuration.

Wabtec proposes to provide software and hardware inventory data for input into FreshService (or other tools of MTS selection) to track all components of the SCADA and CTC system, as recommended in the CISA audit section NIST SP 800--53 Security Control Category Configuration Management CM-8 System Component Inventory.

1.5 Network Reconfiguration

Wabtec proposes to support SDMTS activities to reconfigure the SDMTS CTC network and implement a demilitarized zone (DMZ), as recommended in the CISA audit section System and Services Acquisition SA-22 Unsupported System Components and System and Communications Protection SC-7 Boundary Protection. Wabtec will also provide details of existing firewall configuration to the MTS IT group.

1.6 MS OS and MSSQL Express Patching

Wabtec proposes to support SDMTS activities to update the SDMTS Centralized Train Control (CTC) system servers and workstations located in the Operations Control Center (OCC) and Imperial Avenue Division (IAD) server rooms for the operation of the Advanced Information Management (AIM) Centralized Train Control (CTC) system with the implementation of Microsoft Operating System (MS OS) & MSSQL Patching, as recommended in the CISA audit section NIST

SP 800--53 Security Control Category: CISA audit findings NIST SP 800--53 Security Control Category, System and Information Integrity, SI-2 Flaw Remediation.

This Proposal price provides a monthly cost of Patching support with full length of support to be calculated based on NTP until December 31st 2026 to coincide with the end of the period of performance of the Maintenance Agreement.

1.7 System Monitoring

SDMTS will update the SDMTS CTC system with the installation of System Monitoring tool suite components as recommended in the CISA audit section NIST SP 800--53 Security Control Category: System and Information Integrity: SI-4 System Monitoring.

1.8 VMWare Version Updates

Wabtec proposes to support SDMTS transition for VMWare updates.

1.9 AIM Operating Systems Certification

Wabtec proposes to certify SDMTS provided operating system images for both AIM workstations and AIM servers. These images will be certified to the latest Microsoft Operating Systems for these components, which at the time of this proposal is Windows 11 Enterprise for the AIM workstations and Windows Server 2022 Standard for the AIM servers.

2. BACKGROUND

2.1 Access Control

SDMTS currently has no integrated strategy for Access Control for the AIM CTC SCADA network Usernames and passwords are managed in the AIM application and SDMTS uses Wabtec to administrate the CTC system.

Wabtec proposes to update the authentication and access to the SCADA system through user account management in Active Directory (AD). The update can use MTS's central AD or use the SCADA domain AD for management of the access control to the CTC and SCADA will be under the control of SDMTS within a centrally managed authentication system, leveraging controls & expertise already held within the internal IT group.

2.2 Backup Configuration

SDMTS currently has no backups for the CTC applications.
Wabtec to document and identify all important business data (and where it is located) for SDMTS IT team. All backups will follow SDMTS standard backup and retention policy.

2.3 Disaster Recovery

A Disaster Recovery plan needs to be developed through multi-discipline collaboration and documented in a living format, tested through exercises and improved through lessons-learned and systems change processes. Coordination with related groups is needed to better understand each group's needs and help prioritize limited available resources. Coordination with related parties/groups is essential for planning, preparation, and testing of asset operation recovery in the event of some type of disaster.

In the event of a disaster, the organization may not be able to sustain or recover operational capability in a reasonable timeframe. In a disaster, groups may have different priorities or fewer resources than expected.

Wabtec will support SDMTS in the preparation of a Disaster Recovery plan that provides business continuity in the operation of the rail system, with a focus on the recovery of AIM CTC and SCADA data centers**. Wabtec will provide this support by providing working instructions that guide authorized personnel in how to use the AIM Failover capability, and the backup IAD equipment, to recover CTC dispatching capability of the system at IAD. Working instructions will also be provided on how to roll-back control to the primary OCC.**

Wabtec will participate annually in SDMTS Disaster Recovery tabletop exercises.

2.4 Document And Asset Inventory

Documentation of the SCADA and CTC systems requires updates. Detailed diagrams defining the interfaces of the system and its interconnections to others are not current. Current set of documentation of the baseline configuration of the system or network is inaccurate and/or missing.

Audit Finding:

- Responding to events or planning and executing troubleshooting activities will be hampered if Industrial Control Systems (ICS) system configuration documentation is incorrect.

Solution:

- Wabtec proposes to develop detailed documentation of as-built SCADA systems, networking, IT (HW and SW Inventory, drawings, diagrams, etc.).

Audit Finding:

- A detailed system component inventory is not established. Without an inventory, system administrators do not have a clear understanding of what assets they must maintain or protect. ... “A comprehensive ICS asset list is highly recommended to support continuing evaluation for known vulnerabilities, patching status, network communication addressing, and critical asset analysis. As a result, the ICS asset list is a very sensitive document and should be protected as a critical asset itself.”

Solution:

- Wabtec will provide a spreadsheet for asset inventory management to establish an inventory system to track all components of the SCADA and CTC system. This inventory system should be readily accessible to those with a need to know. Inventory should contain enough detail to identify the component, its value, location, and current use.

2.5 Network Reconfiguration

SDMTS utilizes a virtual private network (VPN) for controlled remote access to the AIM CTC servers and workstations on the CTC network.

The CTC network has no DMZ established between control system subnets and the enterprise network.

Without DMZ segmentation, network traffic is either passed or blocked. With time, a malicious party could determine what devices are allowed to communicate to devices on another network and learn to bypass the security afforded by single layer.

Wabtec proposes to remotely support SDMTS activities to establish DMZ segmentation by creating an enclave zone between enterprise and control system elements. Access Control Lists (ACL) on both sides of the connection will restrict the flow and direction of traffic. Traffic should not be able to flow from enterprise to DMZ to control system without the intent of SDMTS. Data could be pushed to the DMZ by a control system element, and then an enterprise device must request it be moved from the DMZ.

In the design being proposed, the data moving from DMZ to enterprise will not be initiated from the DMZ in either case, limiting the flow of data. Wabtec recommends SDMTS to acquire and setup jump servers to fit the model by requiring separate authentication prior to changing networks. All devices within the DMZ will be limited on what other devices they can connect with and with what ports and services are utilized.

In addition, Wabtec proposes to move responsibilities to manage access to the SCADA system firewall configuration to SDMTS.

2.6 OS and MSSQL Patching

Software patches are one of the most important aspects of maintaining an integrated, software-based system. Microsoft is constantly rolling out patches for supported operating systems, while vendors and maintainers roll out new versions of libraries. For operating systems and MSSQL, Wabtec will support MTS on a monthly basis, and on occasions where a critical vulnerability is being exploited in the "wild". For dependent library updates, Wabtec will deploy dependent library during the nearest CTC software release.

Wabtec software engineers will support SDMTS Microsoft Windows OS, MSSQL Express, patches by:

- Certifying all Windows software patches in Wabtec facilities for applicability, usability, and viability prior to MTS deployment of the same patches in the operational environments.
- Wabtec proposes to certify patches in its own lab to minimize risk to SDMTS.
- Certifying the System is operational after patching. Wabtec will support SDMTS in its activities to install patches within the scope of this Proposal by verifying the System is not negatively impacted by the patching activities.
    - Updates procedures will utilize AIM failover capabilities to minimize system impact and downtime
    - Wabtec will perform AIM failover operations and provide the associated procedures to MTS IT

Most support is expected to be remote.

2.7 System Monitoring

SDMTS currently has no deployed controls for System Monitoring on the AIM CTC systems or SCADA network.

The system is not monitored for indicators of compromise or anomalous activity.

2.8 VMWare Version Updates

Mission critical servers and workstation for the AIM CTC systems in San Diego MTS are currently hosted in a VMWare virtualization environment.

Wabtec is proposing support for SDMTS during the transition period after an upgrade of the VMWare components that host AIM.

2.9 AIM Operating Systems Certification

During meetings regarding CISA VADR audit controls solutions, SDMTS personnel requested that Wabtec certify the AIM workstation on Windows 11 (images provided by SDMTS), and to certify AIM hosts and AIM FEPS on Windows 2022 (images provided by SDMTS). These images once certified will be deployed concurrently with an upcoming AIM maintenance release.

3. PERSONNEL

List of the Wabtec technical management personnel responsible for the work to be performed in connection with this Proposal are identified below.

NAME	TITLE
Jill Olivas	Project Manager
Stephen (Rod) Ruzicka	Project Engineering Lead
Jonathan Wu	Software Engineering Lead
Chris Dernoga	Hardware Engineer

* Personnel assignments are subject to change at the discretion of Wabtec management.

4. SCOPE OF WORK

SDMTS will update backup IAD facility with cyber security updates prior to updating primary OCC site. Wabtec may use SDMTS backup facilities or its lab for testing AIM capabilities of SDMTS cyber security updates.

4.1 Access Control

Wabtec will:
Update AIM System Access Control strategy by revising the AIM CTC system to support Single Sign On (SSO) integration with the existing AD facility.

- Implement a configurable integrated Single Sign On (SSO) feature for the AIM CTC
- Integrate with MTS's existing CTC and SCADA network AD.

Wabtec will provide a Design Change Form (DCF) which:

- Defines the derived requirements for this feature, such as how to configure AIM users within AD.

Perform access control integration testing.
Support MTS in troubleshooting initial integration.
Update user and administration manuals.

4.1.1 Access Control Expected Results

The AIM CTC system will be updated to incorporate SSO for all logged access to server and workstation Virtual Machines (VMs) and the AIM CTC workstation logins.
SDMTS will be trained on the upgrades to Access Control and the AD configuration.

4.2 Backup Configuration

SDMTS will procure, configure, and install all required hardware and software to support its enterprise backup solution.
Wabtec will remotely support SDMTS activities to perform verification of backup and restore of the AIM CTC VMWare ESXi server VM's (System) and list the duration to perform the procedures.
Wabtec will provide documentation on the restore procedures.

4.2.1 Backup Configuration Expected Results

Backup configuration completed and functionally verified.
AIM administration manual update to incorporate AIM System restore procedure working instructions.

4.3 Disaster Recovery

Wabtec will:
Coordinate planning sessions and meet with SDMTS for Disaster Recovery (DR).
Work with SDMTS to implement a Disaster Recovery plan for AIM CTC and SCADA data center systems.
Support annual Disaster Recovery tabletop exercises using the plan.
Support users during an actual DR event to ensure they can continue to operate the system from the recovery location until operations are restored at the primary control center location.

4.3.1 Disaster Recovery Expected Results

Planning sessions will be coordinated with SDMTS to define and scope the business continuity goals as well as assets, systems, and processes to implement Disaster Recovery.
Wabtec will work with SDMTS to identify shortcomings and issues with existing assets, systems, and processes that impact Disaster Recovery.
Wabtec will support SDMTS activities to draft a Disaster Recovery plan for the in-service architecture of the AIM CTC and SCADA Data Center Systems. If the separately submitted Backup Configuration solution is accepted, then the Disaster Recovery plan will include usage of the updated Backup Configuration.
Wabtec will support the implementation of the Disaster Recovery plan coordinating with SDMTS, including supporting a dry run “tabletop” exercise of the plan.

4.4 Document And Asset Inventory

Wabtec will provide documentation updates of the SCADA and CTC system as follows:

Update the CTC system Hardware Description Document to reflect current system status (as built).
Create a master Bill of Materials (BOM) for AIM CTC servers, workstations, switchgear.
Create switch, router and VPN configuration documentation.
Update the server room CTC equipment racks diagrams to reflect current system status (as built).

Wabtec will submit a hardware and software inventory spreadsheet to SDMTS for asset management.

4.4.1 Document And Asset Inventory Expected Results

The Hardware System Description Document reflects current system status (as built).
A master as-built inventory for the AIM CTC servers, workstations, and switchgear will be developed and submitted.
As-built documentation of the switch, router, VPN configuration will be developed and submitted.
The server room CTC equipment rack diagrams updated to reflect current system status (as built).

4.5 Network Reconfiguration

1Wabtec will support SDMTS activities to implement a DMZ by creating an enclave zone between enterprise and control system elements. This DMZ will utilize and be configured to work with the existing VPN.

SDMTS will provide two jump servers to reside within this DMZ requiring separate authentication prior to accessing the CTC network or any aspects of the SDMTS corporate network. Once provided by SDMTS, Wabtec will update the jump server at OCC server room to include existing licensed software Allen-Bradley RSlogix and Emerson PAC Machine Edition programming tools to support existing field device management by Wabtec.

SDMTS will provide two switches to segment the proposed DMZ from the CTC and SDMTS corporate network.

Wabtec will provide documentation containing information on the CTC SCADA firewall configuration and answer follow-on questions.

4.5.1 Network Reconfiguration Expected Results

The existing VPN will be configured for utilization of the proposed DMZ.
One of the SDMTS provided jump servers will be installed in the Operations Control Center (OCC) server room (VM host or physical)
One of the SDMTS provided jump servers will be installed in the Imperial Avenue Division (IAD) server room (VM host or physical).

4.6 OS Patching

Wabtec will configure a test environment at its corporate offices to install candidate patches in a segregated lab environment for internal test and verification prior to on-site deployment to SDMTS production AIM CTC servers and workstations. The initial set-up of this environment and the testing and development associated with bringing the system up to date with past patches is priced separately from the recurring monthly costs of testing and development for monthly and critical patching.

Wabtec will perform vulnerability scans in the lab environment with a focus on OS vulnerabilities, prior to and after the installation of OS patches. The final scan will be provided to SDMTS.

Wabtec will resolve issues where perspective OS patches negatively impact the operation of AIM CTC software performance or functionality.

After Wabtec has received a Notice to Proceed (NTP), Wabtec will support SDMTS activities to deploy the subsequent server and workstation OS patches on a monthly patching cycle in the AIM CTC production environment. Given the uncertain NTP date, OS patching services are to be billed monthly at the rate set in section 10.6 subject to annual price escalations.

Wabtec will support SDMTS activities to deploy emergency critical OS patches to servers and workstations in the AIM CTC production environment as jointly determined by Wabtec and SDMTS.

Patched systems will include and will be limited to Windows 2022 AIM application servers, Front End Processors (FEP), test servers, Relational Database Management System (RDBMS) servers, domain controllers, and VMWARE Horizon connection servers and composers and Windows 11 workstation VM’s, and the golden image VM.

4.6.1 OS Patching Expected Results

Following Wabtec’s receipt of the NTP, Wabtec will support SDMTS activities to provide routine and critical operating system and MSSQL Express patch services. Routine patch services will be applied monthly, while critical patches will be applied as needed based on a mutually agreed upon threat assessment level.

4.7 System Monitoring

Wabtec will be kept informed by SDMTS IT personnel as they install System Monitoring tools on the AIM CTC systems and VMWare virtual machine (VM) components including the following:

AIM Application Server Group VMs at Imperial Avenue Division (IAD) and Operations Control Center (OCC) server rooms.
AIM Front End Processor (FEP) Group VM’s at IAD and OCC server rooms.

AIM MSSQL RDBMS server VM's at IAD and OCC server rooms.
Primary and Backup Domain Controller VM's at IAD and OCC server rooms.
AIM Test Server VM's at IAD and OCC server rooms.
AIM Workstation VM's at IAD and OCC server rooms.
VMWare Horizon Workstation Golden Image VM at the OCC server room.
VMWare Horizon Connection Server VM's at IAD and OCC server rooms.
VMWare Horizon Composer Server VM's at IAD and OCC server rooms.

These will be referred to as *AIM System VM's* and *VMWare HORIZON VM's*.

The monitoring solution is expected to be agent-less without any impact to the application thus no Wabtec costs are included for this task in this proposal.

4.7.1 System Monitoring Expected Results

The System Monitoring tools suite viability is verified on an AIM CTC test configuration.
The System Monitoring tools suite is installed and configured on the AIM System VM's
The System Monitoring tools suite is installed and configured on the VMWare HORIZON VM's
Wabtec will provide documentation on the updated AIM System VM's and VMWare HORIZON VM's to the SDMTS internal IT personnel.

4.8 VMWare Version Updates

Wabtec will remotely support SDMTS activities to deploy a new Horizon View VDI desktop pool at Imperial Avenue Division (IAD) containing sixteen workstation VMs and recompose from the new Golden Image.
Wabtec will remotely support SDMTS activities to deploy a new Horizon View VDI desktop pool at Operations Control Center (OCC) containing sixteen workstation VMs and recompose from the new Golden Image.
Wabtec will remotely support SDMTS activities to configure and test Horizon View Version 8 functionality and then transition Operations and Maintenance of Way (MOW) workstation locations to use Horizon View Version 8.
Wabtec will support SDMTS activities to update the in-house maintenance installing and configuring VDI terminals and Horizon View.

4.8.1 VMWare Version Updates Expected Results

- Wabtec will certify execution of AIM on the updated components in the backup center.
- The SDMTS VMWare update at the backup center needs to be synchronized with AIM Maintenance release.
- Once the backup center is certified, the primary site can be updated.

Wabtec is proposing support for SDMTS during the transition period after an upgrade of the VMWare components that host AIM.

4.9 AIM Operating Systems Certification

Wabtec will use SDMTS provided operation system configurations. Wabtec will certify AIM Workstation on Windows 11 (images provided by SDMTS), and Wabtec will certify AIM hosts and AIM FEPS on Windows 2022 (images provided by SDMTS). Wabtec will perform certification testing at Wabtec facilities (this will only occur initially and after technology

refreshes). These images once certified will be deployed concurrently with an upcoming AIM maintenance release.

Wabtec will also update third party libraries used by the AIM system to their latest version OR last version where no known security vulnerabilities exist.

While Wabtec will address AIM source code compatibility issues between AIM source code and the new OS, to lower the cost of this proposal, the following modifications are excluded:

- No external interface updates
- No AIM feature modifications

Any of the above modifications will require dialog between Wabtec and SDMTS on how to proceed if they are triggered as part of OS technology refresh.

4.9.1 AIM Operating Systems Certification Expected Results

- SDMTS will provide OS images for AIM Workstations based on Windows 11.
- SDMTS will provide OS images for AIM host based on Windows 2022 server.
- Wabtec will perform certification testing of AIM software on SDMTS provided OS images.
- Major OS updates (e.g. Windows 10 to Windows 11) will be deployed along with the nearest upcoming AIM maintenance release.

5. ROLES AND RESPONSIBILITIES (RACI)

The figure below provides the Responsible, Accountable, Consulted and Informed (RACI) chart for the Access Control where Wabtec is both Responsible and Accountable. SDMTS is consulted in the design and implementation of the Access Control, Single Sign On (SSO) and the Active Directory (AD)/Lightweight Directory Access Protocol (LDAP).

SDMTS will update backup IAD facility with cyber security updates prior to updating primary OCC site. Wabtec may use SDMTS backup facilities or its lab for testing AIM capabilities of SDMTS cyber security updates as needed.

Figure 2 Responsible, Accountable, Consulted and Informed (RACI) Chart

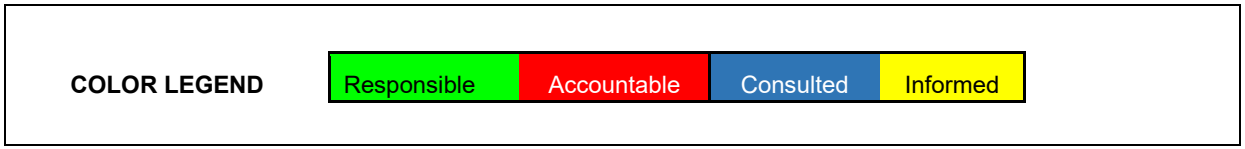

	ACTIVITY	WABTEC	MTS IT DEPT	MTS OPERATIONS	MTS MOW
ACCESS CONTROL	Manage Active Directory for CTC				
	Update AIM CTC configure test and deploy single sign-on with AD/LDAP				
	Document firewall configuration and deployment				
	Wabtec on-site training SSO, AD/LDAP, AIM CTC login				
AIM OPERATING SYSTEMS CERTIFICATION	Provide OS images and licenses per each AIM component, including Workstations, AIM hosts and AIM FEPs				
	Certify AIM on OS images for AIM workstation and AIM host & FEP servers				

	ACTIVITY	WABTEC	MTS IT DEPT	MTS OPERATIONS	MTS MOW
DISASTER RECOVERY PLAN	Disaster Recovery planning sessions and liaison				
	Draft Disaster Recovery Plan for Wabtec provided systems, AIM CTC and SCADA				
	Implement Disaster Recovery Plan for wabtec provide systems AIM CTC and SCADA				
NETWORK RECONFIGURATION	Procure materials				
	Design Network Reconfiguration: DMZ				
	Configure, Deploy & Test DMZ & Jump Server				
DOCUMENT AND ASSET INVENTORY	AS BUILT the CTC system hardware Description Document updates				
	Create master Bill of Materials for AIM CTC servers, workstations, switchgear				
	Create Switch, Router, VPN Configuration documentation				
	AS BUILT the server room CTC equipment racks				
	Import CTC hardware & software Asset Definitions to MTS Asset MGMT System				
SYSTEM MONITORING	Create Agents to AIM CTC Test & Deployment plan.				
	Deploy Agents to AIM CTC Test Server and test				
	Deploy Agents to VDI Golden Image and test				
	Deploy Agents to Production CTC Servers				
	Deploy Agents to Production CTC Workstation VM's				

	ACTIVITY	WABTEC	MTS IT DEPT	MTS OPERATIONS	MTS MOW
OS PATCHING	Procure, design and deploy WSUS server in MTS Server Room				
	Procure, design and deploy WSUS server in WABTEC Lab				
	Patch Management coordination - Patch Candidate List				
	AIM CTC Validation & Test: Patch Candidate List at WABTEC Lab				
	Deploy Validated Patch Candidates to Prod. Workstation VM				
	Deploy Validate Patch Candidates to Prod. AIM CTC servers				
	Deploy Validated Patch Candidates to VDI Golden Image				
	Recompose VDI Desktop Pool from patched Golden Image				
	Coordinate Desktop Pool deployment with Monthly Maintenance Release				
	Refresh SDMTS knowledge on AIM Failover procedures				
BACKUP & RECOVERY	Create Backup configuration design				
	Provide enterprise backup solution				
	Setup, deploy and test backup configuration				

6. DELIVERABLES

6.1 Access Control

AIM system update with new capability to integrate with AD for AIM User Authentication.

- WABTEC will deploy an upgrade to the AIM CTC software that incorporates SSO features and capability to integrate with AD services.

User manual updates.
Administration manual updates.
Field integration test results.

6.2 Backup Configuration

Wabtec will update the AIM administration manual with restoration instructions developed by SDMTS and dry-run the procedure to affirm their effectiveness.

6.3 Disaster Recovery

Wabtec will update the Administration manual, based on the SDMTS procedures, to reflect working instructions to restore the AIM System Disaster Recovery
Wabtec will provide a Disaster Recovery plan for the AIM CTC and SCADA data center systems that utilizes the current capabilities of the System. The plan will contain durations for returning to operational for the CTC system disaster recovery.

6.4 Document and Asset Inventory

Wabtec will provide documentation to SDMTS as detailed in Section 4.4 of Appendix A

6.5 Network Reconfiguration

Wabtec will provide documentation and training on CTC SCADA firewall configuration.

6.6 MS OS and MSSQL Express Patching

Wabtec will, from receipt of NTP until the end of the Maintenance Agreement, support SDMTS activities to deploy monthly patch sets for MS OS, MSSQL Express, and select libraries to servers and workstations in the AIM CTC production environment.
Wabtec will provide internal vulnerability scans reports to SDMTS.
Wabtec will support SDMTS activities to deploy emergency critical OS patches to servers and workstations in the AIM CTC production environment.

6.7 System Monitoring

None.

6.8 VMWare Version Updates

AIM certification on updated components at the backup location.

6.9 AIM Operating Systems Certification

Wabtec will provide test results for OS certification on:

- AIM host on Windows 2022

- AIM FEP on Windows 2022
- AIM workstation on Windows 11

Wabtec will deploy newly certified operating system named upgrades (e.g. Windows 10 to Windows 11) concurrently with the nearest upcoming AIM maintenance release.

7. WABTEC RESPONSIBILITIES

7.1 Final Acceptance Criteria

Acceptance shall be deemed to have occurred upon the occurrence of the following items:

7.1.1 Access Control

The AIM CTC software is upgraded to support SSO capability integrated with AD.
System manual updates for SSO, and the AD configuration have been provided.
Integration testing results have been delivered.

7.1.2 Backup Configuration

Wabtec will update Admin manual with Restore procedure.
Wabtec will test restore procedure in factory using SDMTS provided images for Servers. Disaster Recovery

7.1.3 Disaster Recovery

A Disaster Recovery plan for the AIM CTC and SCADA data center systems is provided to SDMTS for use by SDMTS operations. Document and Asset Inventory
Documentation is provided to SDMTS as detailed in Section 4.3.1 Disaster Recovery Expected Results.

7.1.4 Network Reconfiguration

Wabtec has updated documentation to reflect new network re-configuration.
Wabtec has certified system operations and functionality post network re-configuration.

7.1.5 MS OS and MSSQL Express Patching

Wabtec will test and validate MS OS, MSSQL Express, and select library patches, and SDMTS will deploy on the AIM CTC production system, except for those SDMTS obligations defined in Section 9.3.

7.1.6 System Monitoring

None.

7.1.7 VMWare Version Updates

SDMTS has procured a total of 7 Windows 2022 server licenses for use in these VMWare version upgrades.
SDMTS has removed obsolete and replaced VMs for VCenter HA, Horizon View, Golden Image and VDI Desktop pools at IAD and OCC server rooms.
SDMTS has deployed maintenance VCenter and Horizon View systems in the Lab at Ladera Heights location.
AIM CTC servers and workstation systems transition to VCenter HA Version 8 management.
MTS Operations and MOW workstations transition to Horizon View Version 8 using updated VDI desktop pools.
Wabtec is responsible for testing any VMWare software version updates on the test environment prior to deployment to the production environment.

7.1.8 AIM Operating Systems Certification

- Once Wabtec has completed factory testing and provided documentation of results along with written certification of AIM compatibility on SDMTS provided Windows 11 and Windows 2022 images the AIM Operating Systems Certification and new operational images with AIM installed will be issued.

8. SCHEDULE

TASK or MILESTONE	DATE
VMWare Version Upgrades Notice to Proceed (NTP)	**TBD**
VMWare Version Upgrades Mobilization and Baseline schedule	NTP + 15 Working Days
VMWare Version Upgrades VCenter HA Version Upgrade	TBD
VMWare Version Upgrades Horizon View version upgrade	TBD
VMWare Version Upgrades Complete - Final Acceptance	No later than NTP + 12 months

Network Reconfiguration Proposal Notice to Proceed (NTP)	**TBD**
Network Reconfiguration Baseline Schedule	NTP + 15 Working Days
Documentation submitted	TBD
Training delivered	TBD
Network Reconfiguration Complete - Final Acceptance	No later than NTP + 12 months

Backup Configuration Proposal Notice to Proceed (NTP)	**TBD**
Backup Configuration Baseline Schedule	NTP + 15 Working Days
Updated admin manuals and restore procedures submitted	TBD
Backup Configuration Complete - Final Acceptance	No later than NTP + 12 months

Disaster Recovery Proposal Notice to Proceed (NTP)	**TBD**
Disaster Recovery Baseline Schedule	NTP + 15 Working Days
Disaster Recovery Plan submitted	TBD
Disaster Recovery Complete - Final Acceptance	No later than NTP + 12 months

TASK or MILESTONE	DATE
Document and Asset Inventory Proposal Notice to Proceed (NTP)	**TBD**
Document and Asset Inventory Baseline Schedule	NTP + 15 Working Days
Document and Asset Inventory Creation	TBD
Document and Asset Inventory Final Acceptance	No later than NTP + 12 months

AIM Operating Systems Certification Notice to Proceed (NTP)	**TBD**
AIM Operating Systems Certification Baseline Schedule	NTP + 15 Working Days
AIM Operating Systems Certification Test Results	TBD
AIM Operating Systems Certification Final Acceptance	No later than NTP + 12 months

Access Control Proposal Notice to Proceed (NTP)	**TBD**
Access Control Baseline Schedule	NTP + 15 Working Days
Access Control Implementation support	TBD
Access Control Complete - Final Acceptance	No later than NTP + 12 months

MS OS Patching Notice to Proceed (NTP)	**TBD**
MS OS Patching Mobilization & Baseline schedule	NTP + 15 Working Days
MS OS Patching - Monthly Patch deployment	NTP + 1 month
MS OS Patching Complete - Final Acceptance	NTP + Requested Period

9. ASSUMPTIONS AND EXCLUSIONS

The following assumptions and exclusions apply to this Proposal.

9.1 Access Control

- Wabtec will purchase no hardware or software to perform the access control work described in this Proposal.
- The services provided herein are provided AS IS WHERE IS AND WITH ALL FAULTS.
- Work will begin upon NTP from SDMTS.

9.2 Backup Configuration

- Wabtec will not purchase hardware, software, or licensed products for the Backup Configuration.
- The services provided herein are provided AS IS WHERE IS AND WITH ALL FAULTS.
- All work for this effort will begin upon NTP from SDMTS.
- This Proposal represents NRE work.

9.3 Disaster Recovery

- Wabtec will not purchase hardware, software, or licensed products for the Disaster Recovery work.
- The services provided herein are provided AS IS WHERE IS AND WITH ALL FAULTS.
- All work for this effort will begin upon NTP from SDMTS.
- We have included support for one Disaster Recovery dry run annually as part of an SDMTS exercise.
- Disaster Recovery plan will include the Backup Configuration solution.

9.4 Document and Asset Inventory

- Wabtec will not purchase hardware, software, or licensed products for the document and asset inventory portion of this Proposal.
- The services provided herein are provided AS IS WHERE IS AND WITH ALL FAULTS.
- All work for this Proposal will begin upon NTP from SDMTS.

9.5 Network Reconfiguration

- Wabtec will not purchase hardware, software, or licensed products for the Network Reconfiguration.
- The jump server will be procured and installed by SDMTS.
- The network switch hardware will be procured and installed by SDMTS.
- Software applications for the jump server will be purchased and installed by SDMTS for Wabtec's use. Initial list of software applications includes:
    a. RSLinx
    b. RSLogix
    c. Putty
    d. Remote Desktop (to be enabled)
    e. VPN software (if required)
- The services provided herein are provided AS IS WHERE IS AND WITH ALL FAULTS.
- All work for this effort will begin upon NTP from SDMTS.

9.6 MS OS and MSSQL Express Patching

- Evaluation, selection, and deployment of critical patches will be jointly determined by Wabtec and SDMTS.
- SDMTS will provide the licenses for the WSUS server based upon Windows Server 2022.
- SDMTS will be responsible for network connections that facilitate the WSUS server access to MS OS patch sets or critical patches for download.
- Windows OS patch management includes Microsoft Windows and MSSQL Express patching. It does not include other Commercial Off the Shelf (COTS) software. COTS software changes requested by SDMTS will be discussed and handled separate from this Proposal.
- There will be no bonding cost included for the work in this Proposal.
- SDMTS will provide operating system images.
- The services provided herein are provided AS IS WHERE IS AND WITH ALL FAULTS.
- Length of support must be determined at NTP.

9.7 System Monitoring

The System Monitoring tools suite is provided by SDMTS and includes only the following components:

- SDMTS selected OS agents to support system monitoring.
- Wabtec will not be modifying AIM source code for compatibility with Tenable, Crowdstrike, or any other solution that SDMTS chooses.
- This Proposal excludes verification and troubleshooting of future updates to selected system monitoring agents.

9.8 VMWare Version Updates

- The services provided herein are provided AS IS WHERE IS AND WITH ALL FAULTS.
- All work for this effort will begin upon NTP from SDMTS.
- The new Windows 11 Golden Image VM license will be provided by SDMTS.
- SDMTS will provide the VMWare Horizon View 8 license.
- SDMTS will provide the VMWare VCenter HA Version 8 licenses.
- SDMTS will provide the VMWare VSphere ESXi Version 8 licenses.

9.9 AIM Operating Systems Certification

- SDMTS will provide licensed images for all AIM workstations
- SDMTS will provide licensed images for all AIM servers (FEPs and hosts)
- The following modifications are excluded:
    - Interface updates: no enhancements to the behavior or protocols of the interfaces consumed by AIM Rail
    - Feature modifications: no functional enhancements, only limited to compatibility changes required from the OS upgrade
- Libraries will be updated to last version without known security vulnerabilities.
    - Wabtec will not address any known open security vulnerabilities for libraries where such vulnerabilities exist in their latest versions.
    - Deprecated libraries where open vulnerabilities have not been addressed will not be updated.

- Wabtec will deploy OS images updates with nearest adjacent AIM maintenance release for named major OS updates.

10. PAYMENT MILESTONES

	PAYMENT MILESTONES	USD
1	Mobilization	$ 162,606.83
2	Access Control Installation & Training Complete	$ 96,511.04
3	Backup Configuration Deployment Complete	$ 18,095.82
4	Disaster Recovery Plan Acceptance	$ 27,143.73
5	Document & Asset Inventory Complete	$ 27,143.73
6	Network Reconfiguration & Training Complete	$ 15,079.85
7	VMWare Version Upgrades Complete	$ 12,063.88
8	AIM Operating Systems Certification Factory Testing Complete	$ 48,255.52
9	AIM Operating Systems Certification Deployment Complete	$ 57,303.43
10	MS OS Patching - Lab Setup Complete	$ 67,279.20
Fixed Price Subtotal		**$ 531,483.03**
11	MS OS Patching (start of each month)	$ 8,992.82

Metropolitan Transit System

Agenda Item No. 06

MEETING OF THE SAN DIEGO METROPOLITAN TRANSIT SYSTEM
BOARD OF DIRECTORS

April 16, 2026

SUBJECT:

Pest Control Services – Contract Award

RECOMMENDATION:

That the San Diego Metropolitan Transit System (MTS) Board of Directors authorize the Chief Executive Officer (CEO) to execute MTS Doc. No. G3106.0-26 (in substantially the same format as Attachment A), with Bashir Family Investment Inc., DBA: Pestmaster of San Diego (Bashir Family) for pest control services for five (5) years totaling $269,775.80.

Budget Impact

The total cost of this contract is estimated to be $269,775.80. This project is funded by the Operating Budgets as follows:

Group	Operating Budget	Amount
A - San Diego Trolley, Inc. (SDTI)	380016 - 571210	$127,939.80
A - Light Rail Vehicles (LRVs)	350016 - 571142	$58,320.00
B - San Diego Transit Corporation (SDTC)	331014 - 536600	$27,470.00
C - Land Management (LM)	791010 - 571250	$56,046.00
	Total	**$269,775.80**

DISCUSSION:

The SDTI, SDTC, and LM require pest control services at Trolley stations, on LRVs, buses, and buildings to ensure public health, safety and operational reliability. Bashir Family will provide all labor, transportation, chemicals, equipment, and supplies necessary to perform the services.

MTS Policy No. 52, “Procurement of Goods and Services”, requires a formal competitive process for procurements and service contracts over $150,000.00.

On November 6, 2025, MTS issued an Invitation for Bids (IFB) for pest control services. A total of seven (7) bids were received by the deadline of January 21, 2026, and are summarized as follows:

Bidder Name	Total Bid Amount	Certification
Bashir Family *	$269,775.80	N/A
Baja Wildlife Control	$283,452.00	Small Business (SB(Micro)), Small Business - Public Works (SB-PW)
Innovative Pest Solutions	$390,002.00	SB, SB-PW,
Dewey Pest and Termite Control	$399,410.00	N/A
Habitat Protection, Inc.	$407,653.20	N/A
BugMizer Termite and Pest Inc.	$419,430.00	SB (Micro)
Critter Gitters Pest Management, Inc.	$420,550.00	SB (Micro), SB-PW
MTS Independent Cost Estimate (ICE)	*$445,369.33*	

**Lowest responsive and responsible bidder*

Based on the competitive bids received, and in comparison with MTS's ICE, staff determined Bashir Family's pricing to be fair and reasonable.

Therefore, staff recommends that the MTS Board of Directors authorize the CEO to execute MTS Doc. No. G3106.0-26 (in substantially the same format as Attachment A), with Bashir Family for pest control services for five (5) years totaling $269,775.80.

/s/ Sharon Cooney
Sharon Cooney
Chief Executive Officer

Key Staff Contact: Julia Tuer, 619.557.4515, julia.tuer@sdmts.com

Attachments: A. Draft Agreement, MTS Doc. No. G3106.0-26
B. Scope of Work
C. Bid Form

Metropolitan Transit System

STANDARD AGREEMENT FOR

MTS DOC. NO. G3106.0-26

PEST CONTROL SERVICES

THIS AGREEMENT is entered into this _____ day of _____, 2026 in the State of California by and between San Diego Metropolitan Transit System ("MTS"), a California public agency, and the following, hereinafter referred to as "Contractor":

Name: Bashir Family Investment Inc., DBA: Pestmaster of San Diego

Address: 9212 Maler Rd

San Diego (City) CA (State) 92129 (Zip)

Form of Business: Corporation
(Corporation, Partnership, Sole Proprietor, etc.)

Email: abashir@pestmaster.com

Telephone: (858) 344-6589

Authorized person to sign contracts: Ahmad Bashir (Name) Owner (Title)

The Contractor agrees to provide services as specified in the conformed Scope of Work/Technical Specification (Exhibit A), Contractor's Cost/Pricing Form (Exhibit B), and in accordance with the Standard Agreement, including Standard Conditions (Exhibit C), Federal Requirements (Exhibit D), and Forms (Exhibit E).

The contract term is for five (5) years effective July 1, 2026 through June 30, 2031.

Payment terms shall be net 30 days from invoice date. The total cost of this contract shall not exceed $269,775.80 without the express written consent of MTS.

SAN DIEGO METROPOLITAN TRANSIT SYSTEM	BASHIR FAMILY INVESTMENT INC., DBA: PESTMASTER OF SAN DIEGO
By: _____ Sharon Cooney, Chief Executive Officer	By _____
Approved as to form:	
By: _____ Karen Landers, General Counsel	Title: _____

SCOPE OF WORK/TECHNICAL SPECIFICATIONS

1. GENERAL (SECTION 1 APPLIES TO ALL GROUPS)

A. INTRODUCTION

MTS operates San Diego Trolley, Inc. (SDTI) for Light Rail Vehicles (LRVs) operations and San Diego Transit Corporation (SDTC) for Bus operations. The scope of work includes pest control services for the following areas, with each group's services shown separately:

i. Group A - SDTI (including all LRV fleet, yards, buildings and trolley stations)
ii. Group B - SDTC (including all Bus fleet, buildings and grounds) for these two divisions:
    a. Imperial Avenue Division (IAD)
    b. Kearny Mesa Division (KMD)
iii. Group C – Three (3) Land Management (LM) Sites
    a. Clean Transit Advancement Campus (CTAC)
    b. Kearny Mesa Transit Center (KMTC)
    c. Front St.

MTS will inform Contractor should buildings/locations/services need to be added (or removed) from the list, and an amendment to the contract will be issued under the contracted terms.

MTS will select one Contractor for all the services. Once the contract is awarded, three (3) Purchase Orders (POs) will be issued, one for each group above. Each group will have its own MTS Project Manager (PM).

Contractor shall furnish all necessities, including but not limited to labor, chemicals, supplies, transportation, equipment, licenses, permits, and insurance necessary to perform pest control services per industry standards, adhering to all requirements regarding use of pesticides, as directed by the California Department of Pesticide Regulations http://www.cdpr.ca.gov/.

Services shall be performed under the general technical guidance and direction of the respective MTS PM or designee. The MTS PMs are not authorized to commit MTS to changes in services, price or period of performance. Any changes to the contract will be made in writing via a contract amendment through the MTS Procurement Department.

Services shall be effective July 1, 2026, through June 30, 2031.

B. PEST CONTROL STAFF REQUIREMENTS

By submitting its bid, Contractor certifies that it shall:

i. Provide skilled staff (supervisors and general staff) and agrees to comply with all employment and labor standards, all applicable federal, state, local laws and regulations.

ii. Provide a single point of contact (name, phone number and email address) that MTS will use for all questions regarding performance and invoicing.

iii. Be solely and exclusively liable for all compensation due to the employee, adhere to all minimum wage requirements and overtime guidelines, and provide any and all benefits required by law.

iv. Ensure that all work is performed to the highest standard. Staff shall follow manufacturer's specifications and recommendations; meet all industry codes and standards, federal, state, and local requirements when using pest control agents. Proper supplies, tools and equipment shall be used to complete the required tasks.

v. Ensure that its staff receives the training/information required on regulations that pertain to the performance of the contract, policies including but not limited to safety, ethics and compliance with best practices and OSHA standards.

vi. Contractor is responsible for its employee's acts during performance of services. Proper conduct is expected of personnel at all times as while on MTS remises, they may be exposed to/come across sensitive or confidential materials.

vii. The person(s) assigned to provide services at shall be required to check in upon arrival, with the MTS PM or designee and sign in, every time service is performed. Upon completion of services, said assigned person shall be required to check out with the MTS PM or designee or his designee and sign out.

viii. All employees must be uniformed and must have IDs with them at all times. See Section 6.44 - Identification Of Personnel/Security. If Contractor staff is unable to perform services as a result of not having proper identification, Contractor must reschedule and perform required services within two (2) days of the original scheduled date. All rescheduling must be provided in writing to the MTS PM for approval to ensure MTS operations remain unaffected as a result of the revised schedule.

ix. All employees of the Contractor shall wear uniform style shirts bearing the Contractor's business name, and orange vests at all times. The Contractor shall provide a list of employees to the MTS PMs prior to start of the contract, and update the list as needed.

i. The Contractor shall provide sufficient labor, competent workers skilled in the services described, and ensure that supervision is provided while any work is being performed. If, in the judgment of MTS, any person is incompetent, disorderly, careless, or constitutes a security risk or safety hazard, or found to be violating CPUC or MTS safety rules and regulations, the Contractor shall promptly remove and replace such person from the work for the duration of the contract. Contractor's staff removal and replacement of said personnel shall be immediate to ensure MTS maintains a secure and safe operation.

C. ADDITIONAL CONTRACTOR REQUIREMENTS

i. Contractor shall be responsible for the applications of all material to ensure that it in no way contaminates the facilities, structures, environment, agriculture, waterways, or harms personnel, food, equipment, including but not limited to computer equipment, building surfaces, carpet, floors, finishes, landscape, or wall surfaces.

ii. The application shall be performed so as not to impact on the use of any of the facilities.

iii. All work shall be performed in a professional manner and shall at no time obstruct MTS operations.

iv. Contractor shall not be permitted to store equipment and/or chemicals at any of MTS's service locations.

v. Contractor shall at no time be permitted to utilize existing or future on-site trash receptacles to dispose of waste or waste containers resulting from performance of services.

vi. Contractor shall at no time be permitted to rinse and/or clean containers and/or equipment utilized in performance of the services described herein, at any of MTS's service locations.

vii. Contractor shall be responsible for the clean-up once services have been completed and accepted by MTS. Following clean-up, Contractor shall request final inspection and acceptance of services from the MTS PM, unless the MTS PM agrees on an alternate approval in writing.

viii. Contractor shall certify that any materials and debris removed from the site shall be disposed of in accordance with applicable federal, state, and local laws, regulations, and ordinances. If requested by MTS, Contractor shall furnish proof of disposal. If disposal of materials and debris is found to not be in accordance with applicable laws, regulations, and ordinances MTS may notify appropriate authorities of Contractors negligence.

ix. All work shall be warrantied for sixty (60) days. Additional service calls required within this time, for warrantied services, shall be provided at no additional charge to MTS.

x. Contractor shall certify that all wastes/hazardous wastes resulted from releases/spills from the site by the contractor shall be cleaned up and disposed of in accordance with applicable federal, state and local laws, regulations and ordinances. Contractor shall furnish proof of disposal.

xi. For "as needed" services, or work that is not covered under warranty, a walk through will be required before any commencement of work. Contractor will then submit a quote to the MTS PM for review. If the MTS PM determines the cost estimate and/or labor hours submitted are excessive, MTS reserves the right to get additional estimates, and to use a different contractor to perform the work. If cost estimate is deemed as fair and reasonable, MTS will issue a separate PO for these services.

xii. The Contractor shall not be permitted to subcontract any part of the work without specific prior written approval of MTS.

D. SAFETY REQUIREMENTS

i. Some pesticides are considered hazardous. The Contractor shall provide Material Safety Data Sheets (MSDS) for each item used to the respective MTS PM for each group receiving service, (and for SDTC provide for both IAD and KMD divisions), prior to commencement of services. The MTS PM or designee shall approve all chemicals and traps used in performing services prior to their use under this Agreement.

ii. All products used by the Contractor on MTS premises, and their application, shall be guaranteed for safe use around humans.

iii. All applicators, field representatives, and/or operators (Contractor staff) shall possess all applicable State of California Structural Pest Control Board Licenses throughout the term of the Agreement. http://www.pestboard.ca.gov/howdoi/lic.shtml

iv. Contractor shall be responsible for the applications of all materials, equipment and/or chemicals as to ensure said items in no way contaminate the facilities, structures, environment, agriculture, water ways, or pose real or perceived harm to personnel, food and equipment, buildings and MTS operations.

v. Contractor shall be responsible for the applications of all materials, equipment and/or chemicals as to ensure said items in no way contaminate the facilities, structures, environment, agriculture, water ways, or pose real or perceived harm to personnel, food and equipment, buildings and MTS operations.

vi. The pest control application shall be performed in a manner which does not impact the use or performance of any of the facilities, structures, and/or LRV or Bus fleet.

vii. It is the Contractor's responsibility to ensure that its employees are trained and adhere to all MTS policies and procedures. These procedures are not intended to replace or modify any existing requirements of any local, state, or federal agency.

viii. Contractor shall be responsible for adherence to MTS, Local, State, and Federal safety requirements, as applicable, while performing all services described.

ix. Contractor employees are subject to MTS safety rules and regulations and must attend a one-time safety briefing before working in MTS yards, grounds, stations, fleet, prior to commencement of services.

E. INVOICES

One (1) contract will be awarded and three (3) purchase orders will be issued, one for each group.

Each month after performance of services, Contractor shall email an invoice for each purchase order to AP@sdmts.com. All invoices must have the Purchase Order and contract number clearly displayed to ensure timely payment. MTS will not pay on packing slips, receiving documents, delivery documents, or other similar documents. Invoices must be submitted for payment and should include:

i. Purchase Order and Contract number
ii. Date the service was performed
iii. Location of the services using the same description and fixed cost as the contract
iv. Name of MTS PM
v. Number of vehicles treated

Payment terms shall be net 30 days from invoice date. If MTS rejects an incorrectly submitted invoice and sends it back for correction, the net 30 days restart from the corrected invoice date.

Contractors must also indicate if any of the invoiced amount(s) is for service or work provided by a subcontractor and indicate the amount that will be paid to the subcontractor. Contractors must also comply with the prompt payment requirements in the *Prompt Progress Payments* section of the Standard Conditions.

2. GROUP A – SDTI

A. DETAILED SDTI SCOPE OF SERVICES

Contractor shall provide services for the control of common ants, all varieties of spiders, roaches, rats, mice, and all crawling and flying insects (including bed bugs) that may infest the facilities, buildings, grounds, structures, hallways, offices, restrooms, warehouse, kitchen areas, closets, locker rooms, and walkways.

i. Contractor shall provide weekly service for the control of common ants, all varieties of spiders, roaches, German cockroaches, fleas, rats, mice, and all crawling and flying insects (including bed bugs) that may infest the LRV fleet. Contractor shall determine what service is required to maintain control for a period of four (4) months between servicing any particular LRV.

ii. Contractor shall provide service for large scale infestation of common ants, all varieties of spiders, roaches, German cockroaches, fleas, and all crawling and flying insects (including bed bugs) that may infest the LRV fleet. Contractor and MTS will mutually determine what constitutes an infestation. Contractor shall determine what service is required to eradicate any infestation. Contractor must respond within twenty-four (24) hours of initial call for service.

iii. Contractor shall provide all services for the clean-up of debris caused by infestations, including the removal of all insects, webs, and disposal of all rodent at all specified locations inclusive of both the interior and exterior of all buildings and structures and LRV fleet.

iv. With the exception of the LRVs, services shall be provided to all areas on the same day of the week, or month with the actual day to be arranged by the MTS Rail PM and Contractor. Contractor shall give two (2) days advance notice to the MTS Rail PM prior to providing services. Two (2) day advance notice is required if Contractor is not able to perform services at the scheduled time.

LRVs will be treated once a week from the hours of 10:00 p.m. to 2:00 a.m. The day of the week will be determined by the LRV Director of Maintenance and Contractor. LRV service may be rescheduled during ‘Special Events’ which require vehicles to remain in service until 1:00 a.m. MTS will provide two (2) day advance notice of any special events. Two (2) day advance notice is required if Contractor is not able to perform services at the scheduled time.

For Example: Special Events normally require the service provider to move service to another day if it falls on a regularly scheduled treatment day. For example pest control usually on Tuesday nights – but there is a Padres home game that night. We may ask them to move to Thursday night.

The two day notice is there if for whatever reason they are unable to come out on their regularly scheduled service day. We need advance notice of such so we don’t hold up cars for service. For example pest control usually scheduled for Tuesday nights and their technician is getting married that day – they contact us 2 days in advance and let us know and we reschedule that service.

MTS is a reasonable partner and will work with the Contractor during special events to ensure any pest control services required do not disrupt trolley services

v. Service receipts shall be signed by the MTS Rail PM or designee at each location at the time services are performed, and those receipts shall be submitted by the Contractor with each monthly invoice. Invoices shall not be processed without Contractor delivery of all service receipts, which correspond to the monthly invoice.

vi. Contractor employees are subject to California Public Utility Commission (CPUC) rules and regulations pertaining to the use of portable electronic devices while in or on SDTI yards, grounds and stations (http://www.cpuc.ca.gov/). The Contractor shall ensure that supervision is provided at all times while any work under this contract is being performed. If, in the judgment of MTS, any person is incompetent, disorderly, or found to be violating CPUC or MTS safety rules and regulations, the Contractor shall promptly remove and replace such person from the work for the duration of the contract.

vii. Contractor employees are subject to MTS safety rules and regulations and must attend a one-time safety briefing before working in SDTI yards, grounds, stations and LRVs prior to commencement of services.

viii. For the LRV fleet, Contractor must provide 'On Call' service within twenty-four (24) hours, seven days a week, not including holidays, if called for a report of LRV infestation. Infestation will constitute of either a passenger report of cockroaches or fleas visible during vehicle passenger service or employee reports. Upon request, MTS will provide copies of passenger complaints or employee reports.

B. PEST CONTROL SERVICE MAINTENANCE

Pest control services shall be provided at the following MTS Rail locations. Contractor is notified that during the term of the contract MTS may add or remove locations from the list:

i. SDTI Buildings:
   1. Building A: 12 S. 13th St., San Diego, CA 92113
   2. Building B: 1341 Commercial St., San Diego, CA 92113
   3. Building C: 1535 Newton Ave., San Diego, CA 92113
   4. Building C Office Annex: 1535 Newton Ave., San Diego, CA 92113
   5. Yard Tower: 1535 Newton Ave., San Diego, CA 92113
   6. Bogie Overhaul Shop: 1601 Newton Ave, San Diego, CA 92113
   7. Lemon Grove Security Bldg. – 3444 Main St. Lemon Grove, CA 91945

ii. SDTI Trolley Stations:
   1. 12th & Imperial Transit Center: 1255 Imperial Ave., San Diego, CA 92101
   2. 24th Street: 506 W. 22nd St., National City, CA 91950
   3. 25th & Commercial: 10 1/2 25th St., San Diego, CA 92102
   4. 32nd & Commercial: 3200 1/2 Commercial St., San Diego, CA 92113
   5. 47th Street: 350 47th St., San Diego, CA 92102
   6. 70th Street: 7255 Alvarado Rd., La Mesa, CA 91942
   7. 8th Street: 555 W. 8th St., National City, CA 91950
   8. Amaya Drive: 9100 Amaya Dr., La Mesa, CA 91942
   9. America Plaza: 1050 India St., San Diego, CA 92101

10. Arnele Avenue: 762 1/2 N. Marshall Ave., El Cajon, CA 92020
11. Balboa Avenue: 3690 Morena Blvd., San Diego, CA 92117
12. Barrio Logan: 1910 Harbor Dr., San Diego, CA 92113
13. Bayfront/E Street: 750 E St., Chula Vista, CA 91910
14. Beyer Blvd.: 4035 Beyer Blvd., San Ysidro, CA 92173
15. Civic Center: 200 C St., San Diego, CA 92101
16. Clairemont Drive: 2680 Morena Blvd., San Diego, CA 92117
17. City College: 1155 C St., San Diego, CA 92101
18. Convention Center: 301 First Ave., San Diego, CA 92101
19. County Center/Little Italy: 1550 California St., San Diego, CA 92101
20. Courthouse: 330 West C Street, San Diego, CA 92101
21. El Cajon Transit Center: 352 S. Marshall Ave., El Cajon, CA 92020
22. Encanto/62nd Street: 6249 Akins Dr., San Diego, CA 92114
23. Euclid Ave:450 Euclid Ave San Diego Ca 92102
24. Executive Drive: 9235 Genesee Ave., San Diego, CA 92121
25. Fashion Valley Transit Center: 1205 Fashion Valley Rd., San Diego, CA 92108
26. Fenton Parkway: 2000 Fenton Parkway, San Diego, CA 92108
27. Fifth Avenue: 500 C St., San Diego, CA 92101
28. Gaslamp Quarter: 105 Sixth Ave., San Diego, CA 92101
29. Gillespie Field: 1990 1/2 N. Cuyamaca St., El Cajon, CA 92020
30. Grantville: 4510 Alvarado Canyon Rd., San Diego, CA 92120
31. Grossmont Transit Center: 8601 Fletcher Pkwy., La Mesa, CA 91942
32. Harborside: 1325 S. 28th St., San Diego, CA 92113
33. Hazard Center: 7611 Hazard Center Dr., San Diego, CA 92108
34. H Street: 745 H St., Chula Vista, CA 91910
35. Iris Avenue: 3120 Iris Ave., San Diego, CA 92154
36. La Mesa Blvd.: 8248 La Mesa Blvd., La Mesa, CA 91942
37. Lemon Grove Depot: 3443 Main St., Lemon Grove, CA 91945
38. Massachusetts Avenue: 1787 San Altos Pl., Lemon Grove, CA 91945
39. Middletown: 1396 Palm St., San Diego, CA 92101
40. Mission San Diego: 5837 Rancho Mission Rd., San Diego, CA 92108
41. Mission Valley Center: 1604 Camino de la Reina, San Diego, CA 92108
42. Morena/Linda Vista: 5210 Linda Vista Rd., San Diego, CA 92110
43. Nobel Drive: 3449 Nobel Drive, San Diego, CA 92122
44. Old Town Transit Center: 4009 Taylor St., San Diego, CA 92110
45. Palm Avenue: 2340 Palm Ave., San Diego, CA 92154
46. Palomar Street: 1265 Industrial Ave., Chula Vista, CA 91911
47. Pacific Fleet: 1800 S. 32nd St., San Diego, CA 92113
48. Park & Market: 600 Park Blvd., San Diego, CA 92101
49. Rio Vista: 2020 Qualcomm Way, San Diego, CA 92108
50. San Ysidro Transit Center: 700 E. San Ysidro Blvd., San Diego, CA 92173
51. Santa Fe Depot – 1050 Kettner Blvd.: San Diego, CA 92101
52. Santee Town Center: 152 Civic Center Dr., Santee, CA 92071
53. SDSU Transit Center: 5260 Campanile Dr., San Diego, CA 92182
54. Seaport Village: 530 W. Market St., San Diego, CA 92101
55. Spring Street: 4250 Spring St., La Mesa, CA 91941
56. Stadium (Qualcomm Stadium): 9449 Friars Rd., San Diego, CA 92108

57. Tecolote Road: 1364 W Morena Blvd., San Diego, CA 92110
58. UC San Diego Health East (Alvarado): 6658 Alvarado Rd., San Diego, CA 92120
59. UC San Diego Health La Jolla / Voigt: 3783 Voigt Drive, La Jolla, CA 92037
60. UC San Diego Central Campus (Pepper Canyon): 9482 Innovation Lane, La Jolla, CA 92093
61. UTC Transit Center: 4545 La Jolla Village Drive, San Diego, CA 92122
62. Va Medical Center: 3380 La Jolla Village Drive, San Diego, CA 92161
63. Washington Street: 2136 W. Washington St., San Diego, CA 92110

iii. SDTI Grounds/Yard:
1. "A" Yard: 12 S. 13th St, San Diego, CA 92101
2. "A" Yard Trailers: 12 S. 13th St, San Diego, CA 92101
3. "C" Yard: 1535 Newton Avenue, San Diego, CA 92113
4. "C" Yard Paint Booth: 1535 Newton Avenue, San Diego, CA 92113

iv. SDTI LRV Fleet:
1. 1535 Newton Avenue, San Diego, CA 92113
2. 12 S. 13th St, San Diego, CA 92101

C. SDTI BUILDINGS

i. **Insect Control:** Spray interior and exterior perimeter of buildings and grounds for insects, common ants, bed bugs, roaches, and remove spider webs and wasp nests.

ii. **Rodent Control:** Maintain Rodent Stations, which may include but is not limited to glue trap stations, bait stations, and spring traps stations based on the needs of MTS. Stations shall be type where rodent is not visible to the public.

iii. MTS reserves the right to request substitution of station types at no additional cost. MTS also reserves the right to increase or decrease the amount of stations based on operational needs.

iv. Monthly: Perform inspections/services at a minimum of one (1) time per month.

v. Perform pest and rodent control services at the following eight (8) SDTI Building site locations:

1. Building A, 32,150 sq ft	5. Building C Paint Booth, 6,386 sq ft
2. Building B, 28,375 sq ft	6. Yard Tower, 676 sq ft
3. Building C, 85,500 sq ft	7. Bogie Overhaul Shop, 2000 sq ft
4. Building C Annex, 2,100 sq ft	8. Lemon Grove Security Bldg, 1500 sq ft

D. SDTI TROLLEY STATIONS

i. **Insect Control:** Spray interior and exterior perimeter of trolley stations for insects, common ants, bed bugs, roaches, and remove spider webs and wasp nests.

ii. **Rodent Control:** Maintain Rodent Stations, which may include but is not limited to glue trap stations, bait stations, and spring traps stations based on the needs of MTS. Stations shall be type where rodent is not visible to the public.

iii. MTS reserves the right to request substitution of station types at no additional cost. MTS also reserves the right to increase or decrease the amount of stations based on operational needs.

iv. If and when the Contractor receives a request from the Project Manager for a servicing, Contractor shall provide service within twenty-four (24) hours from said request.

v. **Note:** Any spraying requiring the evacuation of the building shall be done after normal working hours and with proper posting at the building(s). Said services shall be coordinated with the staff at the locations requiring building evacuations to ensure operations are not impacted.

vi. Perform pest and rodent control services for at the SDTI Trolley Stations listed in Section 4.2 (Group A – SDTI), Section B, Subsection ii (SDTI Trolley Stations), for a total of 63 trolley stations.

E. SDTI TROLLEY GROUNDS/YARD

i. **Insect Control:** Spray interior and exterior perimeter of trolley paint booth, trailers, grounds and yards for insects, common ants, bed bugs, roaches, and remove spider webs and wasp nests.

ii. **Rodent Control:** Maintain Rodent Stations, which may include but is not limited to glue trap stations, bait stations, and spring traps stations based on the needs of MTS. Stations shall be type where rodent is not visible to the public.

iii. MTS reserves the right to request substitution of Station types at no additional cost. MTS also reserves the right to increase or decrease the amount of stations based on operational needs.

iv. Perform pest and rodent control services for any of the following four (4) SDTI Trolley Grounds/Yards:

1. “A” YARD TRAILER	2. “C” YARD
3. “A” YARD	4. “C” YARD PAINT BOOTH

F. SDTI LRV FLEET

i. **Insect Control:** Spray interior, rooftop (S70 vehicles only) and exterior perimeter of LRV fleet for insects, common ants, bed bugs, roaches, German cockroaches, and remove spider webs and wasp nests.

ii. **On Call Service:** Contractor to provide method of eradicating and cleaning any pest infestation within the LRV.

iii. MTS reserves the right to increase or decrease the amount of LRV vehicles based on operational needs at any time during the Agreement.

iv. If and when the Contractor receives a request from the Project Manager for a servicing, Contractor shall provide service within twenty-four (24) hours from said request.

v. Perform weekly and on-call pest control services for the following SDTI Fleet:

LRV TYPE	QUANTITY
1. PCC	2
2. S70 (3000 series)	11
3. S70US (4000 series)	65
4. S700 (5000 series)	45
5. S700 (5046-4092)	47
6. U2	1
TOTAL LRV FLEET QUANTITY	**171**

G. SERVICE HOURS (SDTI)

Contractor shall provide service within the following times at all locations, unless otherwise authorized in writing by the MTS PM:

Buildings, stations and Grounds/Yards	Monday through Friday 8:00 a.m. to 4:00 p.m.
LRV Fleet:	Monday through Sunday 10:00 p.m. to 4:00 a.m.

Note: Any spraying requiring the evacuation of a building or area shall be done after normal working hours and with proper posting at the building(s) area to be serviced. Said services shall be coordinated with the staff at the locations requiring building evacuations to ensure operations are not impacted.

H. SITE MAP - See Attachment 2.

This section intentionally left blank

3. GROUP B – SDTC

A. DETAILED SDTC SCOPE OF SERVICES

i. Contractor shall provide pest control services for the control of common ants, all varieties of spiders, roaches, rats, mice, and all crawling and flying insects that may infest the facilities, buildings, grounds, structures, hallways, offices, restrooms, warehouse, kitchen areas, closets, locker rooms, walkways, and bus fleet.

ii. Contractor shall provide all services for the clean-up of debris caused by infestations, including the removal of all insects, webs, and disposal of all rodent at all specified locations inclusive of both the interior and exterior of all buildings and structures, and bus fleet.

iii. Services shall be provided to all areas on the same day of the month, with the actual day to be arranged and approved by the MTS Bus Project Manager and the Contractor. Contractor shall give two (2) days advance notice to the MTS Bus Project Manager prior to providing services. Two (2) day advance notice is required if Contractor is not able to perform services at the scheduled time. Contractor shall be required to reschedule service, in writing, and provide required service(s) within two (2) days from the date of Contractors missed performance date.

iv. Service receipts shall be signed by the MTS Bus Project Manager or designee at each location at the time services are performed, and those receipts shall be submitted by the Contractor with each monthly invoice. Invoices shall not be processed without Contractor delivery of all service receipts, which correspond to the monthly invoice.

B. PEST CONTROL SERVICE MAINTENANCE

MTS reserves the right to increase or decrease the number of bus fleet vehicles as well as the service frequency throughout the term of the agreement. Contractor shall provide services and maintain agreed to cost as identified in Contractors submitted pricing regardless of increases or decreases in bus fleet vehicles.

Pest control services shall be provided at the following two MTS locations:

C. IMPERIAL AVENUE DIVISION (IAD)

Located at 100 16th Street, San Diego, CA 92101

i. BUILDINGS AND GROUNDS

a) **Insect Control:** Spray perimeter of buildings and grounds for insects, common ants, roaches, and remove spider webs and wasp nests.

b) **Rodent Control:** Maintain Rodent Stations, which may include but is not limited to glue trap stations, bait stations, and spring traps stations based on the needs of MTS. Stations shall be type where rodent is not visible to the public. MTS reserves the right to request substitution of station types at no additional cost. MTS also reserves the right to increase or decrease the amount of stations based on operational needs.

c) **Monthly:** Perform inspections/services at a minimum of one (1) time per month, as scheduled between the Parties.

d) Perform pest control services at the following **IAD site locations**:

1. Main Administration Building	- Dispatch/drivers room/ kitchen area - Patio area / drivers locker room - 2nd floor food prep area - Overhaul shop - General grounds area
2. Ram Building	- Foreman's office - 2nd floor food prep area - 2nd floor locker rooms - Maintenance bay - General grounds area
3. Service Lanes/Tire Shop Building	- Foreman's office / break room - General grounds area

ii. BUS FLEET

a) **Insect Control:** Spray interior and exterior perimeter of bus fleet for insects, common ants, roaches, and remove spider webs and wasp nests.

b) **Weekly Service and 60 Day Requirement:** The Contractor shall perform weekly pest control services at the IAD Division, with a minimum of one (1) service visit per week. During each weekly visit, the service technician shall meet with the MTS foreman to obtain a list of buses requiring service for that week. Upon completion of service, the list of serviced buses shall be returned to the foreman.

The weekly service visits shall be structured and performed so that every bus receives a minimum of one (1) inspection and pest control service within a sixty (60) day period. The Contractor is responsible for tracking services performed and ensuring full fleet coverage within each 60-day cycle. MTS will provide the Contractor with a master bus list for tracking and verification purposes.

c) If and when the Contractor receives a request from the Project Manager for a bus fleet servicing, Contractor shall provide service within twenty-four (24) hours from said request.

d) Perform pest control services for the following IAD Bus fleet*:

Imperial Avenue Division (IAD)	- 90 standard 40-foot coaches - 44 articulated 60-foot coaches

MTS reserves the right to increase and/or decrease the quantities above

D. KEARNY MESA DIVISION (KMD)

Located at 4630 Ruffner Street, Kearny Mesa, CA 92111.

i. **BUILDINGS AND GROUNDS:**

a) **Insect Control:** Spray perimeter of buildings and grounds for insects, common ants, roaches, and remove spider webs and wasp nests.

b) **Rodent Control:** Maintain Rodent Stations, which may include but is not limited to glue trap stations, bait stations, and spring traps stations based on the needs of MTS. Stations shall be type where rodent is not visible to the public. MTS reserves the right to request substitution of station types at no additional cost. MTS also reserves the right to increase or decrease the amount of stations based on operational needs.

c) **Monthly:** Perform inspections/services at a minimum of one (1) time per month.

d) Perform pest control services at the following KMD site locations:

1. Dispatch Building	- Dispatch/drivers' locker area - Patio area - General grounds area
2. Main Bus Maintenance Building	- 2nd floor food prep area - 2nd floor locker rooms - Maintenance bay - General grounds area
3. Service Lanes	- Foreman's office - General grounds area

ii. BUS FLEET

a) **Insect Control:** Spray interior and exterior perimeter of bus fleet for insects, common ants, roaches, and remove spider webs and wasp nests.

b) **Weekly Service and 60 Day Requirement:** The Contractor shall perform weekly pest control services at the KMD Division, with a minimum of one (1) service visit per week. During each weekly visit, the service technician shall meet with the MTS foreman to obtain a list of buses requiring service for that week. Upon completion of service, the list of serviced buses shall be returned to the foreman.

The weekly service visits shall be structured and performed so that every bus receives a minimum of one (1) inspection and pest control service within a sixty (60) day period. The Contractor is responsible for tracking services performed and ensuring full fleet coverage within each 60-day cycle. MTS will provide the Contractor with a master bus list for tracking and verification purposes.

c) If and when the Contractor receives a request from the MTS PM for a servicing, Contractor shall provide service within twenty-four (24) hours from said request.

d) Perform pest control services for the following **KMD Bus fleet***:

Kearny Mesa Division (KMD)	- 83 standard 40-foot coaches - 42 articulated 60-foot coaches

MTS reserves the right to increase and/or decrease the quantities above

iii. **SERVICE HOURS (IAD/KMD**)
Contractor shall provide service within the following times at all locations, unless otherwise authorized in writing by the Project Manager.

Buildings and Grounds:	Monday through Friday 10:00 p.m. to 4:00 a.m.
Bus Fleet:	Monday through Friday 10:00 p.m. to 4:00 a.m.

Note: Any spraying requiring the evacuation of the building shall be done after normal working hours and with proper posting at the building(s). Said services shall be coordinated with the staff at the locations requiring building evacuations to ensure operations are not impacted.

iv. SITE MAP - See Attachment 3.

This section intentionally left blank

4. GROUP C – LAND MANAGEMENT

A. DETAILED LAND MANAGEMENT SCOPE OF SERVICES

i. Locations:

Department	Name	Address
Land Management	KMTC	8949 Clairemont Mesa Blvd, San Diego, CA 92123
Land Management	Front St	304-6 Front St, El Cajon, CA 92020
Land Management	CTAC	4506-4520 Federal Boulevard, San Diego, CA 92102
Land Management	CTAC	4570-4586 Federal Boulevard, San Diego, CA 92102

ii. Days/Times of service: Monday through Friday, 8:00 a.m. to 4:00 p.m.

iii. Days/Times of as-needed service: Monday through Sunday, 8:00 a.m. to 4:00 p.m.

iv. Project Management:

Services shall be performed under the general guidance and direction of the MTS PM.

Monthly services shall be provided to all properties. No notice to MTS is required for monthly service. The MTS PM shall provide keys and gates codes to access properties as necessary.

MTS PM will notify contractor of any as needed services. Contractor may suggest as needed services resulting from monthly service and inspections. No on-site trash receptacles shall be used to dispose of waste or waste containers.

v. Monthly Pest Control Maintenance:

a) Insect Control: Exterior perimeter of buildings and grounds for insects, common ants, bed bugs, and roaches.
b) Rodent Control: Maintain rodent traps. Traps shall be type where rodents are not visible to the public.
c) Maintain damaged traps
d) Dispose of any deceased mammals (including but not limited to birds, rats, mice, possum, squirrel, etc.) on the property.

vi. As Needed Pest Control Services:

The Contractor shall provide as needed interior and exterior services for the control of common ants, all varieties of spiders, roaches, rats, mice, and all crawling and flying insects (including bed bugs) that may infest the facilities, buildings, grounds, landscaping, natural areas (canyons, creeks, fields, shrubbery, etc.) structures, hallways, offices, parking lots, rooves, restrooms, warehouse, kitchen areas, closets, locker rooms, and walkways.

The Contractor shall provide for all necessary clean-up debris caused by infestations including the removal of all insects, webs, nests, burrows, and disposal of all mammals at all specified locations both on the interior and exterior of all buildings and structures.

As needed pest control services will be individually reviewed and approved by the MTS PM. Contractor will provide a not to exceed price estimate containing a description of the scope of work. The MTS PM will approve each as needed service via email. A copy of the approval email will be attached to each as needed service invoice.

vii. SITE MAP - See Attachment 4.

5. [NOT APPLICABLE] PAYMENT PROCESSING SECURITY AND PCI DSS COMPLIANCE

6. [NOT APPLICABLE] CONTRACTOR'S INFORMATION SECURITY RESPONSIBILITIES

7. [NOT APPLICABLE] BUY AMERICA

A. [NOT APPLICABLE] CONSTRUCTION MATERIALS

B. [NOT APPLICABLE] MANUFACTURED PRODUCT

C. [NOT APPLICABLE] ROLLING STOCK

D. [NOT APPLICABLE] IRON OR STEEL

8. [NOT APPLICABLE] ACQUISITION OF ROLLING STOCK

4.9. SAFETY DATA SHEETS (SDS)

Upon award, Contractors shall email the SDS for materials/ chemicals that will be used or stored at the construction site during the duration of the project, attention Ngan Nguyen, MTS Environmental Health and Safety Specialist at Ngan.Nguyen@sdmts.com for review or comment if needed. The Contractor shall notify the MTS Environmental Health and Safety Specialist if there are changes or updates to the SDS during the term of the contract to ensure the MTS recordkeeping is kept updated throughout the contract. Any disposal of hazardous waste must be communicated to MTS Environmental Health and Safety Specialist for approval prior to disposal.

10. [NOT APPLICABLE] NO RIGHT TO POST SIGNS

11. [NOT APPLICABLE] WARRANTY

12. [NOT APPLICABLE] REPLACEMENT PARTS

13. [NOT APPLICABLE] DELIVERY AND ACCEPTANCE

14. [NOT APPLICABLE] LIQUIDATED DAMAGES

PEST CONTROL SERVICES IFB (MTS DOC. NO. G3106.0-26)

Rev. 1

GROUP A - SDTI (BUILDINGS, STATIONS AND YARDS)

#	DESCRIPTION	UNIT (MONTHLY)	UNIT COST	COST PER YEAR
	YR 1			
1	Pest Control Services for SDTI - **Buildings A, B, C, C Annex, Paint Both, Bogie, Yard Tower and Yards**	12	870	$10,440.00
2	Pest Control Services for SDTI - **All Trolley Stations (Per List)**	12	1109	$13,308.00
	TOTAL - YEAR 1			$23,748.00

#	DESCRIPTION	UNIT (MONTHLY)	UNIT COST	COST PER YEAR
	YR 2			
1	Pest Control Services for SDTI - **Buildings A, B, C, C Annex, Paint Both, Bogie, Yard Tower and Yards**	12	870	$10,440.00
2	Pest Control Services for SDTI - **All Trolley Stations (Per List)**	12	1109	$13,308.00
	TOTAL - YEAR 2			$23,748.00

#	DESCRIPTION	UNIT (MONTHLY)	UNIT COST	COST PER YEAR
	YR 3			
1	Pest Control Services for SDTI - **Buildings A, B, C, C Annex, Paint Both, Bogie, Yard Tower and Yards**	12	870	$10,440.00
2	Pest Control Services for SDTI - **All Trolley Stations (Per List)**	12	1109	$13,308.00
	TOTAL - YEAR 3			$23,748.00

#	DESCRIPTION	UNIT (MONTHLY)	UNIT COST	COST PER YEAR
	YR 4			
1	Pest Control Services for SDTI - **Buildings A, B, C, C Annex, Paint Both, Bogie, Yard Tower and Yards**	12	870	$10,440.00
2	Pest Control Services for SDTI - **All Trolley Stations (Per List)**	12	1109	$13,308.00
	TOTAL - YEAR 4			$23,748.00

#	DESCRIPTION	UNIT (MONTHLY)	UNIT COST	COST PER YEAR
	YR 5			
1	Pest Control Services for SDTI - **Buildings A, B, C, C Annex, Paint Both, Bogie, Yard Tower and Yards**	12	870	$10,440.00
2	Pest Control Services for SDTI - **All Trolley Stations (Per List)**	12	1109	$13,308.00
	TOTAL - YEAR 5			$23,748.00

AS NEEDED SERVICES

RODENT STATION INSTALLATION

YEAR	Description	Unit of Measure	Unit Cost	Extended Cost
1	Rodent Station Installation	36	$13.61	$489.96
2	Rodent Station Installation	36	$13.61	$489.96
3	Rodent Station Installation	36	$13.61	$489.96
4	Rodent Station Installation	36	$13.61	$489.96
5	Rodent Station Installation	36	$13.61	$489.96
	Total Cost of Rodent Station Installation			$2,449.80

YEAR	Description	Estimated Hours	Rate per Hour	Extended Cost
1	Pest Applicator and Installer	36	$37.50	$1,350.00
2	Pest Applicator and Installer	36	$37.50	$1,350.00
3	Pest Applicator and Installer	36	$37.50	$1,350.00
4	Pest Applicator and Installer	36	$37.50	$1,350.00
5	Pest Applicator and Installer	36	$37.50	$1,350.00
	Total Cost of Pest Applicator and Installer			$6,750.00

TOTAL GROUP A - SDTI BUILDINGS AND YARDS **$127,939.80**

PEST CONTROL SERVICES (G3106.0-26)

Rev. 1

GROUP A - SDTI (LRV)

#	DESCRIPTION	QTY	COST PER LRV	COST PER YEAR
	YR 1			
1	Pest Control Services for SDTI - **LRV WEEKLY SERVICE**	520	$ 18.00	$9,360.00
2	Pest Control Services for SDTI - **LRV CLEANOUT SERVICES AS NEEDED**	48	$ 48.00	$2,304.00
	TOTAL - YEAR 1			$11,664.00

#	DESCRIPTION	QTY	COST PER LRV	COST PER YEAR
	YR 2			
1	Pest Control Services for SDTI - **LRV WEEKLY SERVICE**	520	$ 18.00	$9,360.00
2	Pest Control Services for SDTI - **LRV CLEANOUT SERVICES AS NEEDED**	48	$ 48.00	$2,304.00
	TOTAL - YEAR 2			$11,664.00

#	DESCRIPTION	QTY	COST PER LRV	COST PER YEAR
	YR 3			
1	Pest Control Services for SDTI - **LRV WEEKLY SERVICE**	520	$ 18.00	$9,360.00
2	Pest Control Services for SDTI - **LRV CLEANOUT SERVICES AS NEEDED**	48	$ 48.00	$2,304.00
	TOTAL - YEAR 3			$11,664.00

TOTAL:

#	DESCRIPTION	QTY	COST PER LRV	COST PER YEAR
	YR 4			
1	Pest Control Services for SDTI - **LRV WEEKLY SERVICE**	520	$ 18.00	$9,360.00
2	Pest Control Services for SDTI - **LRV CLEANOUT SERVICES AS NEEDED**	48	$ 48.00	$2,304.00
	TOTAL - YEAR 4			$11,664.00

#	DESCRIPTION	QTY	COST PER LRV	COST PER YEAR
	YR 5			
1	Pest Control Services for SDTI - **LRV WEEKLY SERVICE**	520	$ 18.00	$9,360.00
2	Pest Control Services for SDTI - **LRV CLEANOUT SERVICES AS NEEDED**	48	$ 48.00	$2,304.00
	TOTAL - YEAR 5			$11,664.00

GROUP A - TOTAL LRVs **$58,320.00**

PEST CONTROL SERVICES (G3106.0-26)

Rev. 1

GROUP B - SDTC (BUILDINGS, GROUNDS, BUS FLEET)

IAD LOCATION

Description	Service Requirements	Unit of Measure	Unit Cost	Extended Cost
Building and Grounds (Monthly Maintenance)	Insect and Rodent Control	12	$153.00	$1,836.00
Bus Fleet (Weekly Maintenance)	Insect and Rodent Control	12	$74.00	$888.00
			Total Costs for Services YR 1	**$2,724.00**

Description	Service Requirements	Unit of Measure	Unit Cost	Extended Cost
Building and Grounds (Monthly Maintenance)	Insect and Rodent Control	12	$153.00	$1,836.00
Bus Fleet (Weekly Maintenance)	Insect and Rodent Control	12	$74.00	$888.00
			467	**$2,724.00**

Description	Service Requirements	Unit of Measure	Unit Cost	Extended Cost
Building and Grounds (Monthly Maintenance)	Insect and Rodent Control	12	$153.00	$1,836.00
Bus Fleet (Weekly Maintenance)	Insect and Rodent Control	12	$74.00	$888.00
			Total Costs for Services YR 3	**$2,724.00**

Description	Service Requirements	Unit of Measure	Unit Cost	Extended Cost
Building and Grounds (Monthly Maintenance)	Insect and Rodent Control	12	$153.00	$1,836.00
Bus Fleet (Weekly Maintenance)	Insect and Rodent Control	12	$74.00	$888.00
			Total Costs for Services YR 4	**$2,724.00**

Description	Service Requirements	Unit of Measure	Unit Cost	Extended Cost
Building and Grounds (Monthly Maintenance)	Insect and Rodent Control	12	$153.00	$1,836.00
Bus Fleet (Weekly Maintenance)	Insect and Rodent Control	12	$74.00	$888.00
			Total Costs for Services YR 5	**$2,724.00**

KMD LOCATION

Description	Service Requirements	Unit of Measure	Unit Cost	Extended Cost
Building and Grounds (Monthly Maintenance)	Insect and Rodent Control	12	$116.00	$1,392.00
Bus Fleet (Weekly Maintenance)	Insect and Rodent Control	12	$67.00	$804.00
			Total Costs for Services YR 1	**$2,196.00**

Description	Service Requirements	Unit of Measure	Unit Cost	Extended Cost
Building and Grounds (Monthly Maintenance)	Insect and Rodent Control	12	$116.00	$1,392.00
Bus Fleet (Weekly Maintenance)	Insect and Rodent Control	12	$67.00	$804.00
			Total Costs for Services YR 2	**$2,196.00**

Description	Service Requirements	Unit of Measure	Unit Cost	Extended Cost
Building and Grounds (Monthly Maintenance)	Insect and Rodent Control	12	$116.00	$1,392.00
Bus Fleet (Weekly Maintenance)	Insect and Rodent Control	12	$67.00	$804.00
			Total Costs for Services YR 3	**$2,196.00**

Description	Service Requirements	Unit of Measure	Unit Cost	Extended Cost
Building and Grounds (Monthly Maintenance)	Insect and Rodent Control	12	$116.00	$1,392.00
Bus Fleet (Weekly Maintenance)	Insect and Rodent Control	12	$67.00	$804.00
			Total Costs for Services YR 4	**$2,196.00**

Description	Service Requirements	Unit of Measure	Unit Cost	Extended Cost
Building and Grounds (Monthly Maintenance)	Insect and Rodent Control	12	$116.00	$1,392.00
Bus Fleet (Weekly Maintenance)	Insect and Rodent Control	12	$67.00	$804.00
			Total Costs for Services YR 5	**$2,196.00**

AS NEEDED SERVICES (IAD & KMD)

RODENT STATION INSTALLATION (IAD & KMD)

YEAR	Description	Unit of Measure	Unit Cost	Extended Cost
1	Rodent Station Installation	10	$13.00	$130.00
2	Rodent Station Installation	10	$13.00	$130.00
3	Rodent Station Installation	10	$13.00	$130.00
4	Rodent Station Installation	10	$13.00	$130.00
5	Rodent Station Installation	10	$13.00	$130.00
			Total Cost of Rodent Station Installation	**$650.00**

YEAR	Description	Estimated Hours	Rate per Hour	Extended Cost
1	Pest Applicator and Installer	12	$37.00	$444.00
2	Pest Applicator and Installer	12	$37.00	$444.00
3	Pest Applicator and Installer	12	$37.00	$444.00
4	Pest Applicator and Installer	12	$37.00	$444.00
5	Pest Applicator and Installer	12	$37.00	$444.00
			Total Cost of As Needed Services	**$2,220.00**

OVERALL TOTAL FOR ALL SDTC: **$27,470.00**

PEST CONTROL SERVICES (G3106.0-26)

Rev. 1

GROUP C - LAND MANAGEMENT (4 LOCATIONS SHOWN BELOW)

MONTHLY MAINTENANCE SERVICE

Description	Unit of Measure	Unit Cost	Extended Cost
Pest Control Services for Land Management – **8949 Clairemont Mesa Blvd, San Diego, CA 92123**	12	$99.00	$1,188.00
Pest Control Services for Land Management – **304-306 Front St., El Cajon**	12	$50.00	$600.00
Pest Control Services for Land Management – **4570-4586 Federal Boulevard, San Diego, CA 92102**	12	$300.00	$3,600.00
Pest Control Services for Land Management – **4506-4520 Federal Boulevard, San Diego, CA 92102**	12	$279.00	$3,348.00
		Total Costs for Services YR 1	**$8,736.00**

Description	Unit of Measure	Unit Cost	Extended Cost
Pest Control Services for Land Management – **8949 Clairemont Mesa Blvd, San Diego, CA 92123**	12	$99.00	$1,188.00
Pest Control Services for Land Management – **304-306 Front St., El Cajon**	12	$50.00	$600.00
Pest Control Services for Land Management – **4570-4586 Federal Boulevard, San Diego, CA 92102**	12	$300.00	$3,600.00
Pest Control Services for Land Management – **4506-4520 Federal Boulevard, San Diego, CA 92102**	12	$279.00	$3,348.00
		Total Costs for Services YR 2	**$8,736.00**

Description	Unit of Measure	Unit Cost	Extended Cost
Pest Control Services for Land Management – **8949 Clairemont Mesa Blvd, San Diego, CA 92123**	12	$99.00	$1,188.00
Pest Control Services for Land Management – **304-306 Front St., El Cajon**	12	$50.00	$600.00
Pest Control Services for Land Management – **4570-4586 Federal Boulevard, San Diego, CA 92102**	12	$300.00	$3,600.00
Pest Control Services for Land Management – **4506-4520 Federal Boulevard, San Diego, CA 92102**	12	$279.00	$3,348.00
		Total Costs for Services YR 3	**$8,736.00**

Description	Unit of Measure	Unit Cost	Extended Cost
Pest Control Services for Land Management – **8949 Clairemont Mesa Blvd, San Diego, CA 92123**	12	$99.00	$1,188.00
Pest Control Services for Land Management – **304-306 Front St., El Cajon**	12	$50.00	$600.00
Pest Control Services for Land Management – **4570-4586 Federal Boulevard, San Diego, CA 92102**	12	$300.00	$3,600.00
Pest Control Services for Land Management – **4506-4520 Federal Boulevard, San Diego, CA 92102**	12	$279.00	$3,348.00
		Total Costs for Services YR 4	**$8,736.00**

Rev 1

Description	Unit of Measure	Unit Cost	Extended Cost
Pest Control Services for Land Management – **8949 Clairemont Mesa Blvd, San Diego, CA 92123**	12	$99.00	$1,188.00
Pest Control Services for Land Management – **304-306 Front St., El Cajon**	12	$50.00	$600.00
Pest Control Services for Land Management – **4570-4586 Federal Boulevard, San Diego, CA 92102**	12	$300.00	$3,600.00
Pest Control Services for Land Management – **4506-4520 Federal Boulevard, San Diego, CA 92102**	12	$279.00	$3,348.00
		Total Costs for Services YR 5	**$8,736.00**

YEAR	Qty	Cost per Unit	Extended Cost
Rodent Station Installation YR 1	10	$13.00	$130.00
Rodent Station Installation YR 2	10		$0.00
Rodent Station Installation YR 3	10		$0.00
Rodent Station Installation YR 4	10		$0.00
Rodent Station Installation YR 5	10		$0.00
		Total Cost of Rodent Station Installation	**$130.00**

YEAR	Estimated Hours	Rate per Hour	Extended Cost
Pest Applicator and Installer YR 1	8	$37.00	$296.00
Pest Applicator and Installer YR 2	8		$0.00
Pest Applicator and Installer YR 3	8		$0.00
Pest Applicator and Installer YR 4	8		$0.00
Pest Applicator and Installer YR 5	8		$0.00
Total			**$296.00**

AS NEEDED SERVICES

Description	Unit of Measure	Unit Cost	Extended Cost
As Needed Pest Control Services for Land Management – **All Properties**	12	$199.00	$2,388.00
		Total Costs for Services YR 1	**$2,388.00**

Description	Unit of Measure	Unit Cost	Extended Cost
As Needed Pest Control Services for Land Management – **All Properties**	12	$199.00	$2,388.00
		Total Costs for Services YR 2	**$2,388.00**

Description	Unit of Measure	Unit Cost	Extended Cost
As Needed Pest Control Services for Land Management – **All Properties**	12	$199.00	$2,388.00
		Total Costs for Services YR 3	**$2,388.00**

Description	Unit of Measure	Unit Cost	Extended Cost
As Needed Pest Control Services for Land Management – **All Properties**	12	$199.00	$2,388.00
		Total Costs for Services YR 4	**$2,388.00**

Description	Unit of Measure	Unit Cost	Extended Cost
As Needed Pest Control Services for Land Management – **All Properties**	12	$199.00	$2,388.00
Total Costs for Services YR 5			**$2,388.00**

TOTAL GROUP C - ALL LOCATIONS	$56,046.00

Metropolitan Transit System

Agenda Item No. 07

MEETING OF THE SAN DIEGO METROPOLITAN TRANSIT SYSTEM
BOARD OF DIRECTORS

April 16, 2026

SUBJECT:

Purchase of Solar-Powered Waste Compactors – Contract Award

RECOMMENDATION:

That the San Diego Metropolitan Transit System (MTS) Board of Directors authorize the Chief Executive Officer (CEO) to execute MTS Doc. No. L1711.0-26 (in substantially the same format as Attachment A) with Big Belly Solar, LLC for the purchase of eighty-four (84) solar-powered waste compactors in the amount of $496,274.71 (inclusive of shipping and taxes).

Budget Impact

The project will be funded by the FY 26 Capital Improvement Program (CIP) WBSE# 1009128601 - Transit Amenity Improvement. Total contract cost is estimated to be $496,274.71 (inclusive of shipping and taxes) (Attachment C).

DISCUSSION:

MTS Listening Tour –Project Priorities Identified

In the summer of 2022, MTS conducted a listening tour to identify the needs and priorities of hard-to-reach residents within the MTS service area. Key priorities for capital improvements included cleanliness, security, shade structures, Wi-Fi, outlets, restrooms, lighting, and transit stop beautification.

On May 11, 2023 (AI 17), the Board approved $3 million in CIP funding to address priorities identified through the listening tour, including $250,000 for upgraded trash receptacles at downtown Trolley Stations. Subsequent CIP and operating budget priorities for customer-facing projects have been guided by the listening tour results.

Representative projects include features such as better lighting, cleanliness, beautification and more.[1]

[1] More information on these initiatives can be found on MTS's website at https://www.sdmts.com/rider-info/now-better-transit and https://www.sdmts.com/cleaner.

San Diego Metropolitan Transit System (MTS) is a California public agency comprised of San Diego Transit Corp., San Diego Trolley, Inc. and San Diego and Arizona Eastern Railway Company (nonprofit public benefit corporations). MTS member agencies include the cities of Chula Vista, Coronado, El Cajon, Imperial Beach, La Mesa, Lemon Grove, National City, Poway, San Diego, Santee, and the County of San Diego. MTS is also the For-Hire Vehicle administrator for nine cities.

Solar Waste Compactor Trash and Recycling Containers – Invitations for Bid (IFB)

Fiscal Year 2025 Invitation for Bids and Contract Award

On January 18, 2024 (AI 9), the Board approved MTS Doc. No. L1653.03-24 with Big Belly Solar, LLC for the purchase of up to 174 solar-powered waste compactors consisting of a mix of smaller and larger units, in the amount of $778,980.96. The contract included a base of 78 units in the amount of $300,097.18, with an option for 96 additional units. The optional units were subsequently funded through a Clean California Local Grant Program administered by Caltrans in the amount of $478,000. The program facilitated the procurement and installation of waste and recycling receptacles by MTS spanning from E Street to the San Ysidro Transit Center. The overall contract resulted in the procurement of 174 receptacles (78 base units and 96 optional units).

Big Belly Smart Max: Waste Compactors Located at E Street Transit Center



Fiscal Year 2026 Invitation for Bids & Today's Proposed Action

Building on the results of the listening tour and the success of the previously installed receptacles, today's proposed action would authorize the purchase of 84 solar-powered waste compactors. These units will be deployed in 42 paired sets for trash and recycling, feature 150-gallon capacity, and include smart technology to enable remote monitoring of fill levels and equipment status through an integrated management system.

Big Belly Original Product Graphic: Smart Max



MTS Policy No. 52, “Procurement of Goods and Services”, requires a formal competitive process for procurements and service contracts over $150,000.00. On January 9, 2026, MTS IFB to purchase solar-powered waste compactors.

In response to the IFB, a total of two (2) bids were received by the deadline of February 9, 2026, and are summarized as follows:

Bidder Name	Total Bid Amount	Certification
Business Bay*	$362,414.00	N/A
Big Belly Solar, LLC**	$620,421.42	N/A
MTS Independent Cost Estimate (ICE)	$492,802.40	N/A

**Non-Responsive Bidder*
***Lowest responsive and responsible Bidder*

During the review of Business Bay’s submission, staff discovered that that the bidder failed to submit the required bid form. Per the IFB, staff deemed Business Bay’s submission non-responsive due to the missing MTS Bid Form.

The solicitation included a request for 106 total units, based on the MTS ICE estimate of $492,802.40, which calculated a unit price of $4,649.08. Big Belly Solar, LLC submitted a bid proposing a unit price of $5,325.32 (excluding sales tax). Given a total funding limit of $500,000 for this project, staff recommended reducing the quantities. As noted in the IFB solicitation, the requested quantities do not represent guaranteed usage and could end up being higher or lower. With only a single bidder, negotiations with the bidder are permissible.

On March 18, 2026, MTS asked Big Belly Solar, LLC to reduce the total unit quantities to align with the project’s available funding, including shipping costs and taxes. On March 20, 2026, Big Belly Solar, LLC returned a revised Bid Form that reduced the total quantity from 106 units to 84

units, with the same unit pricing per compactor. As a result, the total cost dropped from $620,421.42 to $496,274.71.

MTS also conducted an additional cost and price analysis by reaching out to a government agency and reviewing their most recent purchase history. Based on the analysis, MTS concluded that the pricing was still fair and reasonable.

Therefore, staff recommend that the MTS Board of Directors authorize the CEO to execute MTS Doc. No. L1711.0-26 (in substantially the same format as Attachment A) with Big Belly Solar LLC, for the purchase of 84 solar-powered waste compactors in the amount of $496,274.71 (inclusive of shipping and taxes).

/s/ Sharon Cooney
Sharon Cooney
Chief Executive Officer

Key Staff Contact: Julia Tuer, 619.557.4515, Julia.Tuer@sdmts.com

Attachments: A. Draft Agreement MTS Doc. No. L1711.0-26
B. Scope of Work
C. Bid Form

Metropolitan Transit System

STANDARD AGREEMENT

FOR

MTS DOC. NO. L1711.0-26

PURCHASE OF SOLAR-POWERED WASTE COMPACTORS

THIS AGREEMENT is entered into this 1st day of May, 2026 in the State of California by and between San Diego Metropolitan Transit System ("MTS"), a California public agency, and the following, hereinafter referred to as "Contractor":

Name: Big Belly Solar dba Big Belly

Address: 150 A Street, Suite 103

Needham MA 02494
City State Zip

Form of Business: LLC
(Corporation, Partnership, Sole Proprietor, etc.)

Email: bphillips@bigbelly.com

Telephone: (617) 431-4435

Authorized person to sign contracts: Brian Phillips (Name) CRO, President (Title)

The Contractor agrees to provide goods as specified in the conformed Scope of Work/Technical Specification (Exhibit A), Contractor's Cost/Pricing Form (Exhibit B), and in accordance with the Standard Agreement, including Standard Conditions (Exhibit C), and Forms (Exhibit D).

The contract term is for up to (3) months effective May 1, 2026 through July 31, 2026.

Payment terms shall be net 30 days from invoice date. The total cost of this contract shall not exceed $496,274.71 without the express written consent of MTS.

SAN DIEGO METROPOLITAN TRANSIT SYSTEM	BIG BELLY SOLAR, LLC
By: _____ Sharon Cooney, Chief Executive Officer Approved as to form: By: _____ Karen Landers, General Counsel	By _____ Title: _____

4. SCOPE OF WORK/TECHNICAL SPECIFICATIONS

1. OVERVIEW

MTS is seeking a Contractor for the provision of 53 Smart Solar-Powered Waste Compactor and 53 Smart Solar- Power Recycling Waste Compactor Units (total of 106). These Smart Solar units must be equipped units and designed to compact trash at the point of disposal, reduce collection frequency, and provide remote monitoring of fill levels and equipment status through an integrated management system.

2. DESCRIPTION OF EQUIPMENT

The Contractor shall furnish and deliver smart waste and recycling stations that meet the following minimum technical requirements:

- **Power Source:** Fully self-powered through integrated solar panels and internal battery system capable of supporting continuous operation in outdoor environments.
- **Capacity:** Minimum 150 gallons of waste storage per unit, with internal compaction capability to increase holding capacity by at least five (5) times compared to standard bins.
- **Compaction System:** Automated compaction mechanism powered by solar energy, with safety interlocks and low-noise operation.
- **Sensors:** Integrated fill-level sensors capable of monitoring real-time capacity and transmitting data to a centralized management platform.
- **Communication System:** Wireless connectivity (cellular or equivalent) to transmit operational data, including fullness status, collection frequency, and maintenance alerts.
- **Monitoring Platform:** Cloud-based software or dashboard accessible via web or mobile device, allowing remote monitoring, reporting, and route optimization for collection services.
- **Materials and Durability:** Constructed of heavy-duty, corrosion-resistant materials suitable for long-term outdoor exposure, with vandal-resistant and weatherproof design.
- **Access and Maintenance:** Front-loading access doors with lockable mechanisms for secure servicing. Internal liners or bins must be easily removable for waste collection.
- **Recycling Option:** Units may include dual or multi-stream configurations for separation of trash, recycling, and compostable materials.
- **Branding and Signage:** Exterior panels shall allow for custom decals or signage as directed by the City/Agency.
- **Safety:** Hopper Disposal Interface that provides a physical barrier between the user and the compaction. Soft-Open Hopper response with use of foot pedal. Interlocked access doors protect users and service personnel. Collection door automatically locks when closed. No pinch points or sharp edges.

3. PERFORMANCE REQUIREMENTS

- Units shall operate continuously under outdoor conditions with minimal maintenance.
- Solar charging system must maintain sufficient power for compaction and data transmission for a minimum of three consecutive cloudy days.
- Fill-level accuracy must be at least 90%.
- Communication up time shall be a minimum of 95%.

4. DELIVERY AND INSTALLATION

- Contractor shall deliver fully assembled units or provide on-site assembly and installation.
- Contractor shall verify proper operation of solar, compaction, and sensor systems.

Note: MTS will handle the installation of units.

5. TRAINING AND DOCUMENTATION

Contractor shall provide:

- Training for MTS staff on operation, monitoring, and maintenance.
- User manuals, warranty information, and troubleshooting guides.

6. ACCESSORIES TO BE INCLUDED

Custom Graphic Wraps, Message Panels, and Stickers to comply with the City of San Diego recycling waste bin requirements. Wheeled Interior Lift Bin (bar and comb styles).

7. INVOICES

Invoices must be sent to the MTS Accounting Department, via email, at ap@sdmts.com. All invoices must have the Purchase Order and contract number clearly displayed to ensure timely payment. MTS will not pay on packing slips, receiving documents, delivery documents, or other similar documents. Invoices must be submitted for payment.

Payment terms shall be net 30 days from invoice date. If MTS rejects an incorrectly submitted invoice and sends it back for correction, the net 30 days restart from the corrected invoice date.

Contractors must also indicate if any of the invoiced amount(s) is for service or work provided by a subcontractor and indicate the amount that will be paid to the subcontractor. Contractors must also comply with the prompt payment requirements in the *Prompt Progress Payments* section of the Standard Conditions.

8. [NOT APPLICABLE] PAYMENT PROCESSING SECURITY AND PAYMENT CARD INDUSTRY (PCI) DATA SECURITY STANDARD (DSS) COMPLIANCE

9. [NOT APPLICABLE] CONTRACTOR'S INFORMATION SECURITY RESPONSIBILITIES

10. [NOT APPLICABLE] SAFETY DATA SHEETS (SDS)

11. NO RIGHT TO POST SIGNS

The Contractor shall not post or otherwise affix signs, decals or other media on MTS property or equipment, except as required to maintain safety during the course of repair or maintenance work. No permanent signs, decals, or other media may be installed without MTS's express written permission.

12. WARRANTY

Bidders shall outline in detail their warranty on the equipment offered, including the method of adjustment in cases of equipment, component or parts failure. Warranty shall also be stated for installation labor, materials, and method of adjustment.

13. REPLACEMENT PARTS

Replacement parts and technical support for the specified equipment must be guaranteed by the manufacturer; to be available for a ten (10) year period from the date of purchase. Manufacturer shall keep parts books and maintenance manuals up-to-date for that period.

14. DELIVERY AND ACCEPTANCE

Equipment or any deliverable provided under this contract shall be delivered **F.O.B. to SDTI, 1341 Commercial Street, San Diego, California 92113** unless otherwise specified, in first class condition, complete and ready for operation, and the Contractor shall assume all responsibility and risk of loss incident to said delivery.

Contractor shall indicate delivery date on the Bid Form unless already specified, in which case, shall be made within the time set forth. Delivery is part of the consideration and must be adhered to as specified.

Contractor will not be held liable for failure to make delivery because of strikes, construction of property, governmental regulations, acts of God or any other causes beyond his control, provided a written extension of time is obtained from MTS.

Upon delivery, MTS will acknowledge receipt of said items or products. Delivery shall not constitute acceptance. Upon inspection and testing (if necessary) by MTS, a determination will be made whether said items or products are in conformance with contract requirements. If found in conformance, MTS shall approve the Contractor's invoice for payment; thereby constituting acceptance. Payment terms begin from this point. If the delivered items or products are found not in compliance, MTS will immediately notify the Contractor, and furnish all details of deficiencies. Contractor shall correct the deficiencies or supply new items or products (at the discretion of MTS) and resubmit for inspection and testing (if necessary).

15. [NOT APPLICABLE] LIQUIDATED DAMAGES

PURCHASE OF SOLAR WASTE COMPACTORS IFB
Big Belly Solar Bid Form
MTS Doc. No. L1711.0-26

Quantity	Item Description	Unit of Measure	Lead Time (in calendar days)	Unit Price	Total Price*
42	Smart Solar Waste Compactor - Trash	Each	90	$ 5,325.32	$ 223,663.44
42	Smart Solar Waste Compactor - Recycling	Each	90	$ 5,325.32	$ 223,663.44
				Subtotal	*$ 447,326.88*
				CA Tax (7.75%)	$ 34,667.83
1	Delivery & Shipping	Each		$ 14,280.00	$ 14,280.00
				GRAND TOTAL	**$ 496,274.71**

Metropolitan Transit System

Agenda Item No. 08

MEETING OF THE SAN DIEGO METROPOLITAN TRANSIT SYSTEM
BOARD OF DIRECTORS

April 16, 2026

SUBJECT:

Bus Fleet Seat Upholstery Replacement and Repair Services - Contract Award

RECOMMENDATION:

That the San Diego Metropolitan Transit System (MTS) Board of Directors authorize the Chief Executive Officer (CEO) to execute MTS Doc. No. B0785.0-26 (in substantially the same format as Attachment A), with Molina Manufacturing, LLC (Molina), for Bus Fleet Seat Upholstery Replacement and Repair Services for five (5) years in the amount of $426,784.39 (inclusive of 7.75% CA sales tax).

Budget Impact

The total cost of this contract is estimated to be $426,784.39 (inclusive of 7.75% CA sales tax) (Attachment C). The project will be funded by the San Diego Transit Corporation (SDTC) Bus Maintenance Operation Budget account 311014 -545100.

DISCUSSION:

MTS currently owns approximately 732 buses including in-house operations and contracted services. MTS in-house operations operate approximately 258 buses with five (5) different seating arrangements, and 31 separate seat insert styles. MTS bus passenger seat cushions require ongoing repairs due to normal wear and tear, vandalism, and/ or safety concerns. This contract provides necessary materials and services to repair and/or reupholster the seat cushions used on the fleet and on an as-needed basis.

On October 23, 2025, MTS released an Invitation for Bid (IFB) solicitation for the provision of Bus Fleet Seat Replacement and Repair Services for a five-year period. A total of two (2) bids were received on December 30, 2025, from the following:

The bid summary is shown below:

Company Name	Firm Certification	Cost
Molina Manufacturing, LLC	N/A	$426,784.39
Romeo Luxury Customs (RL)	N/A	$889,301.70
MTS Independent Cost Estimate (ICE)		$212,178.31

Molina met all the IFB requirements and was determined to be the lowest responsive and responsible bidder. The difference between the lowest bid and MTS ICE is due to the 1900 series seats, wherein the original manufacturer discontinued the seats. They are hard to make and staff believes that the pattern, stitching, and workmanship are most likely what contributed to the higher cost. Based on the comparison of the bids received, and MTS's past purchase history for the similar items and services, staff deemed Molina's pricing to be fair and reasonable.

The contract pricing is per unit based on MTS's estimated seat upholstery replacement and repair service needs each year of the five (5) year contract period. If vandalism, wear and tear, or other damages requiring repair or replacement is more than forecast, then additional funding will be requested consistent with Board Policy 41 (Signature Authority).

On January 20, 2026, MTS issued a Notice of Intent to Award to Molina.

On February 4, 2026, RL submitted a protest letter, alleging that Molina was in violation of MTS's IFB requirements by making false statements in an attempt to discredit their company. On February 27, 2026, MTS responded to the letter of protest and determined that the protest had no merit and therefore was denied. The 2025-2026 Procurement was processed as a low-bid contract award. MTS is required to award the contract to the lowest responsive and responsible bidder. No information in the protest identified why the Molina bid for the 2025-2026 Procurement was either not responsive to MTS's solicitation, or why Molina is not considered a "responsible" bidder as a matter of law. MTS goes through a detailed review to determine responsiveness and responsibility. Molina was the lowest bidder at $369,087.60 (exclusive of CA sales tax). RL was the next lowest bidder at $825,338.00. Molina's bid was determined to meet the legal definition of being both responsive to the 2025-2026 Procurement solicitation and being a "responsible" bidder. RL did not pursue their protest to the next stage after receiving MTS's response.

Therefore, staff recommends that the MTS Board of Directors authorize the CEO to execute MTS Doc. No. B0785.0-26 (in substantially the same format as Attachment A), with Molina, for Bus Fleet Seat Upholstery Replacement and Repair Services for five (5) years in the amount of $426,784.39 (inclusive of 7.75% CA sales tax).

/s/ Sharon Cooney
Sharon Cooney
Chief Executive Officer

Key Staff Contact: Julia Tuer, 619.557.4515, Julia.Tuer@sdmts.com

Attachments: A. Draft Agreement MTS Doc. No. B0785.0-26
B. Scope of Work
C. Bid Form

Metropolitan Transit System

STANDARD AGREEMENT

FOR

MTS DOC. NO. B0785.0-26

BUS FLEET SEAT UPHOLSTERY AND REPAIR SERVICES

THIS AGREEMENT is entered into this _____ day of _____, 2026 in the State of California by and between San Diego Metropolitan Transit System ("MTS"), a California public agency, and the following, hereinafter referred to as "Contractor":

Name: Molina Manufacturing, LLC

Address: 23126 Mariposa Avenue

Torrance, CA 90502
City State Zip

Form of Business: LLC
(Corporation, Partnership, Sole Proprietor, etc.)

Email: joe@molinamfg.com

Telephone: (310) 539-1883

Authorized person to sign contracts Joe Molina (Name) CEO (Title)

The Contractor agrees to provide goods as specified in the conformed Scope of Work/Technical Specification (Exhibit A), Contractor's Cost/Pricing Form (Exhibit B), and in accordance with the Standard Agreement, including Standard Conditions (Exhibit C), Federal Requirements (Exhibit D), and Forms (Exhibit E).

The contract term is for five (5) years effective May 1, 2026 through April 30, 2031.

Payment terms shall be net 30 days from invoice date. The total cost of this contract shall not exceed $426,784.39 (inclusive of 7.75% CA sales tax) without the express written consent of MTS.

SAN DIEGO METROPOLITAN TRANSIT SYSTEM	MOLINA MANUFACTURING, LLC
By: _____ Sharon Cooney, Chief Executive Officer	By _____
Approved as to form: By: _____ Karen Landers, General Counsel	Title: _____

4. SCOPE OF WORK/TECHNICAL SPECIFICATIONS

4.1. BACKGROUND

The San Diego Metropolitan Transit System (MTS) is soliciting bids from a qualified Contractor to provide upholstery and repair of damaged seats for MTS Bus (SDTC) over a five (5) year period.

By submitting a bid, the Contractor certifies that it has completed all Submission Forms dated and signed. If a form is not applicable, please state N/A on the form, sign and date

4.2. OBJECTIVE

Contractor to provide upholstery repair to damaged revenue vehicle fleets seats. The Contractor shall provide all labor, any miscellaneous materials, tools & equipment, pickup and delivery needed to reupholster/repair bus seats backs and bottom cushions for the following bus models:

- New Flyer 40FT, Low floor BEB & CNG
- Gillig 40FT, Low Floor BEB & CNG
- New Flyer 60FT, articulated

All necessary materials will be provided by the Contractor and comply with FMVSS 302 compliant materials. Bidder must provide proof of material compliance with their bid submittal. All materials, vinyl, foam/padding etc. shall be provided by the vendor. Proof of material compliance may be requested by MTS at any time.

The material to be used for upholstery shall be ½'' foam/padding, Camira (Holdsworth) CAF325 Fabric (Red), Camira (Holdsworth) HTL-01 fabric (Grey) and Morbern Flair FA-308 Red Dawn Vinyl. MTS has one series of bus with thicker foam/padding insert, Vendor will not be replacing the thicker foam/padding for part Numbers, 6493376,6493379,6496030, 6493374, 6493373,6493375, 649337, 6493378. 6493380,6496031, only the cover, for reference these are New Flyer Part numbers sold with the padding The vinyl cover will be sent to the vendor, the vendor must recreate the cover including all stitching to match what they received.

4.3. SCHEDULE/SERVICE HOURS

- SDTC designated contact will arrange with the Contractor to schedule pick up of seats for repair.

- Contractor shall pick up and deliver seats at the Imperial Ave Division (IAD), 100 16th Street, San Diego CA 92101 and Kearny Mesa Division (KMD), 4630 Ruffner Street, San Diego CA 92111

- All repaired seats shall be returned to SDTC within 10 calendar days from pick up.

4.4. INSPECTION AND ACCEPTANCE

Final inspection and acceptance of all work under this Contract shall be performed at either the IAD or KMD warehouse receiving location. Contractor shall coordinate with the SDTC designated contact who will be responsible for the inspection and acceptance.

The basis of acceptance shall be in compliance with the requirements set forth in the scope of work. Deliverable items rejected under resulting inspection shall be corrected within 14 days at no additional cost to MTS. Contractor shall prepare records evidencing all inspections made related to this project and the outcome.

4.5. BID PRICING

Each bidder shall complete and submit its bid for all five (5) years using the bid forms provided by MTS as an attachment to this solicitation. The bid prices shall be firm, fixed and must be inclusive of all necessary materials and labor costs associated with the upholstery and repair of the bus fleets seats. All pages of the Bid Forms shall be fully completed, or the bid may be deemed non-responsive.

4.6. CONTRACT TERM

The contract term shall be for a period of five (5) years, with a firm-fixed pricing structure throughout the contract duration. The anticipated effective period is from March 1, 2026, to February 28, 2031.

4.7. RESPONSIBILITES

Responsibilities of Contractor:

- Maintain written and verbal communications with MTS relating to the status of the contract.
- Respond promptly and precisely to MTS staff's needs and requests for information within two (2) business days.
- Quality of material and workmanship and on time delivery shall be a priority on all orders.

Responsibilities of MTS:

- Establish operating requirements for the Contractor, including all upholstery materials for continued services.
- Administer and monitor the contract, ensuring Contractor's compliance with the specifications and the contract terms.
- Process Contractor invoice(s) upon acceptance by MTS for products and/or services delivered.

4.8. [NOT APPLICABLE] PAYMENT PROCESSING SECURITY AND PCI DSS COMPLIANCE

4.9. [NOT APPLICABLE] CONTRACTOR'S INFORMATION SECURITY RESPONSIBILITIES

4.10. BUY AMERICA

This scope of work may trigger Buy America and/or Build America Buy America requirements, which apply to construction materials, manufactured products, rolling stock, iron and steel. The

below list of definitions and examples is not exhaustive and is only to be used as illustrative and a guidance tool for Contractor compliance.

A. [NOT APPLICABLE] CONSTRUCTION MATERIALS

B. MANUFACTURED PRODUCT

Per IIJA Section 70912 (2)(B), all manufactured products used in the project must be produced in the United States. Examples for manufactured products provided per Appendix A to 49 CFR 661.3 include: Infrastructure projects not made primarily of steel or iron, including structures (terminals, depots, garages, and bus shelters), ties and ballast; contact rail not made primarily of steel or iron; fare collection systems; computers; information systems; security systems; data processing systems; and mobile lifts, hoists, and elevators.

C. [NOT APPLICABLE] ROLLING STOCK

D. IRON OR STEEL

Per IIJA Section 70912 (2)(A), all iron and steel used in the project must be produced in the United States. This means all manufacturing processes, from the initial melting stage through the application of coatings, occurred in the United States. Examples of iron and steel provided per Appendix A to 49 CFR 661.3 include: Items made primarily of steel or iron such as structures, bridges, and track work, including running rail, contact rail, and turnouts.

4.11. [NOT APPLICABLE] ACQUISITION OF ROLLING STOCK

4.12. [NOT APPLICABLE] SAFETY DATA SHEETS (SDS)

4.13. [NOT APPLICABLE] NO RIGHT TO POST SIGNS

4.14. WARRANTY

Bidders shall outline in detail their warranty on the equipment offered, including the method of adjustment in cases of equipment, component or parts failure. Warranty shall also be stated for installation labor, materials, and method of adjustment.

4.15. REPLACEMENT PARTS

Replacement parts and technical support for the specified equipment must be guaranteed by the manufacturer; to be available for a ten (10) year period from the date of purchase. Manufacturer shall keep parts books and maintenance manuals up-to-date for that period.

4.16. DELIVERY AND ACCEPTANCE

Equipment or any deliverable provided under this contract shall be delivered F.O.B. to MTS, 100 16th Street, San Diego, California 92101 ,and 4630 Rufner Street, San Diego, CA 92111 unless otherwise specified, in first class condition, complete and ready for operation, and the Contractor shall assume all responsibility and risk of loss incident to said delivery.

Contractor shall indicate delivery date on the Bid Form unless already specified, in which case, shall be made within the time set forth. Delivery is part of the consideration and must be adhered to as specified.

Contractor will not be held liable for failure to make delivery because of strikes, construction of property, governmental regulations, acts of God or any other causes beyond his control, provided a written extension of time is obtained from MTS.

Upon delivery, MTS will acknowledge receipt of said items or products. Delivery shall not constitute acceptance. Upon inspection and testing (if necessary) by MTS, a determination will be made whether said items or products are in conformance with contract requirements. If found in conformance, MTS shall approve the Contractor's invoice for payment; thereby constituting acceptance. Payment terms begin from this point. If the delivered items or products are found not in compliance, MTS will immediately notify the Contractor, and furnish all details of deficiencies. Contractor shall correct the deficiencies or supply new items or products (at the discretion of MTS) and resubmit for inspection and testing (if necessary).

4.17. [NOT APPLICABLE] LIQUIDATED DAMAGES

4.18. PAYMENT TERMS

Unless otherwise stated in the specifications or bid forms, one hundred (100%) of the contract price for each unit or units of material or equipment furnished and delivered under these specifications, will be paid to the Contractor within thirty (30) days after delivery to and acceptance by MTS of the unit or units ordered, as herein provided, and after the statements covering the unit or units have been presented to MTS by the Contractor.

Payment terms will be Net thirty (30) from acceptance. Payment terms less than ten (10) days from acceptance will not be considered.

Advanced Payment is Not Allowable

4.19. INVOICES

Each invoice must include the PO number from the division the seats are coming from. Invoices shall also include the following information:

- Bus Type;
- Back/Bottom;
- Quantities shall be the same as what was picked up at location
- Price for each item
- SDTC Stock Code (Attachment A)

Invoices must be sent to the MTS Accounting Department, via email, at ap@sdmts.com. All invoices must have the Purchase Order and contract number clearly displayed to ensure timely payment. MTS will not pay on packing slips, receiving documents, delivery documents, or other similar documents. Invoices must be submitted for payment.

Payment terms shall be net 30 days from invoice date. If MTS rejects an incorrectly submitted invoice and sends it back for correction, the net 30 days restart from the corrected invoice date.

Contractors must also indicate if any of the invoiced amount(s) is for service or work provided by a subcontractor and indicate the amount that will be paid to the subcontractor. Contractors must also comply with the prompt payment requirements in the *Prompt Progress Payments* section of the Standard Conditions.

4.20. TARIFFS

All quoted pricing should be “EXCLUSIVE” of tariffs. In the event there are tariffs imposed across any items under this contract, the Contractor may request payment through the submission of CBP Form 7501 outlining the HTSUS rate (Box 33) and Duty charged (Box 34) for the description (Box 28) and quantity (Box 30 & 31) of the item which should match the MTS Purchase Order particulars.

Tariff charges may be invoiced under a separate charge to each purchase order once approved by MTS.

Bus Fleet Seat Upholstery Replacement & Repair Services IFB - MTS Bid Form

MTS Doc. No. B0785.0-26 SDTC

Bidder Name: Molina Manufacturing, Inc.

ITEM	Provide lead time (In calendar days)	MTS Material No.	PART NUMBER	ITEM DESCRIPTION	Fabric/Vinyl	QTY	UOM	UNIT PRICE	EXT. PRICE
1	10 Days	70201960	6477489	INSERT BACK, 1500	Camira (Holdworth) - HTL-01 (Grey)	10	EA	$ 35.02	$ 350.20
2	10 Days	70201961	6477488	INSERT Bottom, 1500	Camira (Holdworth) - HTL-01 (Grey)	10	EA	$ 32.85	$ 328.50
3	10 Days	70201962	6477487	INSERT, BACK WC, W/LOGO, 1500	Camira (Holdworth) - HTL-01 (Grey)	10	EA	$ 54.97	$ 549.70
4	10 Days	70202394	83-08605-000	SEAT INSERT, BACK, WC, W/LOGO,1600	Morbern Vinyl - Flair Red Dawn FA-308	10	EA	$ 56.23	$ 562.30
5	10 Days	70202392	83-08603-000	SEAT INSERT, BACK, PASSENGER, 1700	Morbern Vinyl - Flair Red Dawn FA-308	15	EA	$ 38.40	$ 576.00
6	10 Days	70202393	83-08604-000	SEAT INSERT, BOTTOM, PASSENGER, 1700	Morbern Vinyl - Flair Red Dawn FA-308	50	EA	$ 35.70	$ 1,785.00
7	10 Days	70202395	83-08606-000	SEAT INSERT, BOTTOM, WC, 1700	Morbern Vinyl - Flair Red Dawn FA-308	25	EA	$ 35.85	$ 896.25
8	10 Days	70202575	83-09951-000	SEAT INSERT, BACK, WC W/LOGO,, 1700	Morbern Vinyl - Flair Red Dawn FA-308	15	EA	$ 58.39	$ 875.85
9	10 Days	70202178	6487661	INSERT BACK, DETAIL B, 1800	Morbern Vinyl - Flair Red Dawn FA-308	25	EA	$ 39.70	$ 992.50
10	10 Days	70202181	6487659	INSERT BACK, DETAIL A, WC,W/LOGO,1800	Morbern Vinyl - Flair Red Dawn FA-308	25	EA	$ 59.70	$ 1,492.50
11	10 Days	70202182	6487660	INSERT BOTTOM, DETAIL B, 1800	Morbern Vinyl - Flair Red Dawn FA-308	50	EA	$ 35.77	$ 1,788.50
12	10 Days	70202183	6487658	INSERT BOTTOM, DETAIL A, WC, 1800	Morbern Vinyl - Flair Red Dawn FA-308	25	EA	$ 35.92	$ 898.00
13	10 Days	70202141	6444665	Seat Bottom, Type A, WC, 1200/1300	Camira (Holdsworth) - CAF-325 (RED)	75	EA	$ 38.42	$ 2,881.50
14	10 Days	70202139	6444666	Seat Back, Type A, WC,W/LOGO, 1200/1300	Camira (Holdsworth) - CAF 325 (RED)	50	EA	$ 63.03	$ 3,151.50
15	10 Days	70202140	6444667	Seat Bottom, Type B, 1200/1300	Camira (Holdsworth) - CAF-325 (RED)	150	EA	$ 37.92	$ 5,688.00
16	10 Days	70200928	6444668	Seat Back, Type B, Flip Up, 1200/1300	Camira (Holdsworth) - CAF-325 (RED)	50	EA	$ 43.03	$ 2,151.50
17	10 Days	70198752	582390-3L	SEAT INSERT BOTTOM PASSENGER - GILLIG	Camira (Holdsworth) - CAF-325 (RED)	200	EA	$ 37.27	$ 7,454.00
18	10 Days	70198753	58N490-3L	SEAT INSERT, BACK, PASSENGER, GILLIG	Camira (Holdsworth) - CAF-325 (RED)	75	EA	$ 41.45	$ 3,108.75
19	10 Days	70198404	6361583	SEAT INSERT BOTTOM, RED, TYPE A NF 40	Camira (Holdsworth) - CAF-325 (RED)	50	EA	$ 37.32	$ 1,866.00
20	10 Days	70198415	6361585	SEAT INSERT BOTTOM, RED, TYPE B, NF-40	Camira (Holdsworth) - CAF-325 (RED)	50	EA	$ 37.32	$ 1,866.00
21	10 Days	70198416	6361582	SEAT INSERT BACK, RED, TYPE A, NF-40	Camira (Holdsworth) - CAF-325 (RED)	25	EA	$ 38.99	$ 974.75
22	10 Days	70203294	6493376	Seat insert B,C,F, Bottom, 18" 1900 series	Morbern Vinyl - Flair Red Dawn FA-308	15	EA	$ 264.09	$ 3,961.35
23	10 Days	70203446	6493377	Seat insert, B, back, 18" 1900 series	Morbern Vinyl - Flair Red Dawn FA-308	10	EA	$ 269.27	$ 2,692.70
24	10 Days	70203293	6493379	Seat insert, E, Bottom, 19" 1900 series	Morbern Vinyl - Flair Red Dawn FA-308	15	EA	$ 264.09	$ 3,961.35
25	10 Days	70203659	6493378	Seat insert, E, back, 19" 1900 series	Morbern Vinyl - Flair Red Dawn FA-308	10	EA	$ 269.27	$ 2,692.70
26	10 Days	70203658	6493375	C & F Back right insert	Morbern Vinyl - Flair Red Dawn FA-308	10	EA	$ 269.27	$ 2,692.70
27	10 Days	70203660	6493380	C & F Back left insert	Morbern Vinyl - Flair Red Dawn FA-308	10	EA	$ 269.27	$ 2,692.70

Bus Fleet Seat Upholstery Replacement & Repair Services IFB - MTS Bid Form

MTS Doc. No. B0785.0-26 SDTC

Bidder Name: Molina Manufacturing, Inc.

28	10 Days	70203661	6496031	Seat Insert, D, Bottom	Morbern Vinyl - Flair Red Dawn FA-308	10	EA	$ 284.24	$ 2,842.40
29	10 Days	70203295	6496030	Seat Insert Back, D, R,L	Morbern Vinyl - Flair Red Dawn FA-308	10	EA	$ 314.39	$ 3,143.90
30	10 Days	70203657	6493373	Seat Insert, A , Back WC - W/LOGO	Morbern Vinyl - Flair Red Dawn FA-308	10	EA	$ 476.89	$ 4,768.90
31	10 Days	70203675	6493374	Seat Insert, A Bottom	Morbern Vinyl - Flair Red Dawn FA-308	10	EA	$ 416.89	$ 4,168.90

Sub-Total	$ 73,854.90
Shipping/Delivery Charges	$ 4,504.80
TOTAL - YEAR 1 (All Inclusive):	$ 78,359.70

Bus Fleet Seat Upholstery Replacement & Repair Services IFB - MTS Bid Form

MTS Doc. No. B0785.0-26 SDTC

Bidder Name: Molina Manufacturing, Inc.

ITEM	Provide lead time (In calendar days)	MTS Material No.	PART NUMBER	ITEM DESCRIPTION	Fabric/Vinyl	QTY	UOM	UNIT PRICE	EXT. PRICE
1	10 Days	70201960	6477489	INSERT BACK, 1500	Camira (Holdworth) - HTL-01 (Grey)	10	EA	$ 35.17	$ 351.70
2	10 Days	70201961	6477488	INSERT CUSHION, 1500	Camira (Holdworth) - HTL-01 (Grey)	10	EA	$ 32.97	$ 329.70
3	10 Days	70201962	6477487	INSERT, BACK WC, W/LOGO, 1500	Camira (Holdworth) - HTL-01 (Grey)	10	EA	$ 55.12	$ 551.20
4	10 Days	70202394	83-08605-000	SEAT INSERT, BACK, WC, W/LOGO,1600	Morbern Vinyl - Flair Red Dawn FA-308	10	EA	$ 56.37	$ 563.70
5	10 Days	70202392	83-08603-000	SEAT INSERT, BACK, PASSENGER, 1700	Morbern Vinyl - Flair Red Dawn FA-308	15	EA	$ 38.59	$ 578.85
6	10 Days	70202393	83-08604-000	SEAT INSERT, BOTTOM, PASSENGER, 1700	Morbern Vinyl - Flair Red Dawn FA-308	50	EA	$ 35.87	$ 1,793.50
7	10 Days	70202395	83-08606-000	SEAT INSERT, BOTTOM, WC, 1700	Morbern Vinyl - Flair Red Dawn FA-308	25	EA	$ 36.02	$ 900.50
8	10 Days	70202575	83-09951-000	SEAT INSERT, BACK, WC W/LOGO,, 1700	Morbern Vinyl - Flair Red Dawn FA-308	15	EA	$ 58.58	$ 878.70
9	10 Days	70202178	6487661	INSERT BACK, DETAIL B, 1800	Morbern Vinyl - Flair Red Dawn FA-308	25	EA	$ 39.91	$ 997.75
10	10 Days	70202181	6487659	INSERT BACK, DETAIL A, WC,W/LOGO,1800	Morbern Vinyl - Flair Red Dawn FA-308	25	EA	$ 59.91	$ 1,497.75
11	10 Days	70202182	6487660	INSERT BOTTOM, DETAIL B, 1800	Morbern Vinyl - Flair Red Dawn FA-308	50	EA	$ 35.94	$ 1,797.00
12	10 Days	70202183	6487658	INSERT BOTTOM, DETAIL A, WC, 1800	Morbern Vinyl - Flair Red Dawn FA-308	25	EA	$ 36.09	$ 902.25
13	10 Days	70202141	6444665	Seat Bottom, Type A, WC, 1200/1300	Camira (Holdsworth) - CAF-325 (RED)	75	EA	$ 38.59	$ 2,894.25
14	10 Days	70202139	6444666	Seat Back, Type A, WC,W/LOGO, 1200/1300	Camira (Holdsworth) - CAF 325 (RED)	50	EA	$ 63.24	$ 3,162.00
15	10 Days	70202140	6444667	Seat Bottom, Type B, 1200/1300	Camira (Holdsworth) - CAF-325 (RED)	150	EA	$ 38.09	$ 5,713.50
16	10 Days	70200928	6444668	Seat Back, Type B, Flip Up, 1200/1300	Camira (Holdsworth) - CAF-325 (RED)	50	EA	$ 43.25	$ 2,162.50
17	10 Days	70198752	582390-3L	SEAT INSERT BOTTOM PASSENGER - GILLIG	Camira (Holdsworth) - CAF-325 (RED)	200	EA	$ 37.89	$ 7,578.00
18	10 Days	70198753	58N490-3L	SEAT INSERT, BACK, PASSENGER, GILLIG	Camira (Holdsworth) - CAF-325 (RED)	75	EA	$ 41.64	$ 3,123.00
19	10 Days	70198404	6361583	SEAT INSERT BOTTOM, RED, TYPE A NF 40	Camira (Holdsworth) - CAF-325 (RED)	50	EA	$ 37.45	$ 1,872.50
20	10 Days	70198415	6361585	SEAT INSERT BOTTOM, RED, TYPE B, NF-40	Camira (Holdsworth) - CAF-325 (RED)	50	EA	$ 37.45	$ 1,872.50
21	10 Days	70198416	6361582	SEAT INSERT BACK, RED, TYPE A, NF-40	Camira (Holdsworth) - CAF-325 (RED)	25	EA	$ 39.14	$ 978.50
22	10 Days	70203294	6493376	Seat insert B,C,F, Bottom, 18" 1900 series	Morbern Vinyl - Flair Red Dawn FA-308	15	EA	$ 264.68	$ 3,970.20
23	10 Days	70203446	6493377	Seat insert, B, back, 18" 1900 series	Morbern Vinyl - Flair Red Dawn FA-308	10	EA	$ 269.86	$ 2,698.60
24	10 Days	70203293	6493379	Seat insert, E, Bottom, 19" 1900 series	Morbern Vinyl - Flair Red Dawn FA-308	15	EA	$ 264.68	$ 3,970.20
25	10 Days	70203659	6493378	Seat insert, E, back, 19" 1900 series	Morbern Vinyl - Flair Red Dawn FA-308	10	EA	$ 269.86	$ 2,698.60
26	10 Days	70203658	6493375	C & F Back right insert	Morbern Vinyl - Flair Red Dawn FA-308	10	EA	$ 269.86	$ 2,698.60
27	10 Days	70203660	6493380	C & F Back left insert	Morbern Vinyl - Flair Red Dawn FA-308	10	EA	$ 269.86	$ 2,698.60

Bus Fleet Seat Upholstery Replacement & Repair Services IFB - MTS Bid Form

MTS Doc. No. B0785.0-26 SDTC

Bidder Name: Molina Manufacturing, Inc.

28	10 Days	70203661	6496031	Seat Insert, D, Bottom	Morbern Vinyl - Flair Red Dawn FA-308	10	EA	$ 284.83	$ 2,848.30
29	10 Days	70203295	6496030	Seat Insert Back, D, R,L	Morbern Vinyl - Flair Red Dawn FA-308	10	EA	$ 314.98	$ 3,149.80

30	10 Days	70203657	6493373	Seat Insert, A , Back WC - W/LOGO	Morbern Vinyl - Flair Red Dawn FA-308	10	EA	$ 477.48	$ 4,774.80
31	10 Days	70203675	6493374	Seat Insert, A Bottom	Morbern Vinyl - Flair Red Dawn FA-308	10	EA	$ 417.48	$ 4,174.80
								Sub-Total	$ 74,181.85
								Shipping/Delivery Charges	$ 4,633.20
								TOTAL - YEAR 2 (All Inclusive):	$ 78,815.05

	Provide lead time (In calendar days)	MTS Material No.	PART NUMBER	ITEM DESCRIPTION	Fabric/Vinyl	QTY	UOM	UNIT PRICE	EXT. PRICE
1	10 Days	70201960	6477489	INSERT BACK, 1500	Camira (Holdworth) - HTL-01 (Grey)	10	EA	$ 35.33	$ 353.30
2	10 Days	70201961	6477488	INSERT CUSHION, 1500	Camira (Holdworth) - HTL-01 (Grey)	10	EA	$ 33.10	$ 331.00
3	10 Days	70201962	6477487	INSERT, BACK WC, W/LOGO, 1500	Camira (Holdworth) - HTL-01 (Grey)	10	EA	$ 55.28	$ 552.80
4	10 Days	70202394	83-08605-000	SEAT INSERT, BACK, WC, W/LOGO,1600	Morbern Vinyl - Flair Red Dawn FA-308	10	EA	$ 56.54	$ 565.40
5	10 Days	70202392	83-08603-000	SEAT INSERT, BACK, PASSENGER, 1700	Morbern Vinyl - Flair Red Dawn FA-308	15	EA	$ 38.79	$ 581.85
6	10 Days	70202393	83-08604-000	SEAT INSERT, BOTTOM, PASSENGER, 1700	Morbern Vinyl - Flair Red Dawn FA-308	50	EA	$ 36.04	$ 1,802.00
7	10 Days	70202395	83-08606-000	SEAT INSERT, BOTTOM, WC, 1700	Morbern Vinyl - Flair Red Dawn FA-308	25	EA	$ 36.19	$ 904.75
8	10 Days	70202575	83-09951-000	SEAT INSERT, BACK, WC W/LOGO,, 1700	Morbern Vinyl - Flair Red Dawn FA-308	15	EA	$ 58.78	$ 881.70
9	10 Days	70202178	6487661	INSERT BACK, DETAIL B, 1800	Morbern Vinyl - Flair Red Dawn FA-308	25	EA	$ 40.12	$ 1,003.00
10	10 Days	70202181	6487659	INSERT BACK, DETAIL A, WC,W/LOGO,1800	Morbern Vinyl - Flair Red Dawn FA-308	25	EA	$ 60.12	$ 1,503.00
11	10 Days	70202182	6487660	INSERT BOTTOM, DETAIL B, 1800	Morbern Vinyl - Flair Red Dawn FA-308	50	EA	$ 36.11	$ 1,805.50
12	10 Days	70202183	6487658	INSERT BOTTOM, DETAIL A, WC, 1800	Morbern Vinyl - Flair Red Dawn FA-308	25	EA	$ 36.26	$ 906.50
13	10 Days	70202141	6444665	Seat Bottom, Type A, WC, 1200/1300	Camira (Holdsworth) - CAF-325 (RED)	75	EA	$ 38.76	$ 2,907.00
14	10 Days	70202139	6444666	Seat Back, Type A, WC,W/LOGO, 1200/1300	Camira (Holdsworth) - CAF 325 (RED)	50	EA	$ 63.45	$ 3,172.50
15	10 Days	70202140	6444667	Seat Bottom, Type B, 1200/1300	Camira (Holdsworth) - CAF-325 (RED)	150	EA	$ 38.26	$ 5,739.00
16	10 Days	70200928	6444668	Seat Back, Type B, Flip Up, 1200/1300	Camira (Holdsworth) - CAF-325 (RED)	50	EA	$ 43.45	$ 2,172.50
17	10 Days	70198752	582390-3L	SEAT INSERT BOTTOM PASSENGER - GILLIG	Camira (Holdsworth) - CAF-325 (RED)	200	EA	$ 38.06	$ 7,612.00
18	10 Days	70198753	58N490-3L	SEAT INSERT, BACK, PASSENGER, GILLIG	Camira (Holdsworth) - CAF-325 (RED)	75	EA	$ 41.84	$ 3,138.00
19	10 Days	70198404	6361583	SEAT INSERT BOTTOM, RED, TYPE A NF 40	Camira (Holdsworth) - CAF-325 (RED)	50	EA	$ 37.52	$ 1,876.00
20	10 Days	70198415	6361585	SEAT INSERT BOTTOM, RED, TYPE B, NF-40	Camira (Holdsworth) - CAF-325 (RED)	50	EA	$ 37.52	$ 1,876.00
21	10 Days	70198416	6361582	SEAT INSERT BACK, RED, TYPE A, NF-40	Camira (Holdsworth) - CAF-325 (RED)	25	EA	$ 39.30	$ 982.50
Bus Fleet Seat Upholstery Replacement & Repair Services IFB - MTS Bid Form									
MTS Doc. No. B0785.0-26 SDTC									
Bidder Name: Molina Manufacturing, Inc.									
22	10 Days	70203294	6493376	Seat insert B,C,F, Bottom, 18" 1900 series	Morbern Vinyl - Flair Red Dawn FA-308	15	EA	$ 265.31	$ 3,979.65
23	10 Days	70203446	6493377	Seat insert, B, back, 18" 1900 series	Morbern Vinyl - Flair Red Dawn FA-308	10	EA	$ 270.49	$ 2,704.90
24	10 Days	70203293	6493379	Seat insert, E, Bottom, 19" 1900 series	Morbern Vinyl - Flair Red Dawn FA-308	15	EA	$ 265.31	$ 3,979.65
25	10 Days	70203659	6493378	Seat insert, E, back, 19" 1900 series	Morbern Vinyl - Flair Red Dawn FA-308	10	EA	$ 270.49	$ 2,704.90
26	10 Days	70203658	6493375	C & F Back right insert	Morbern Vinyl - Flair Red Dawn FA-308	10	EA	$ 270.49	$ 2,704.90
Bus Fleet Seat Upholstery Replacement & Repair Services IFB - MTS Bid Form									
MTS Doc. No. B0785.0-26 SDTC									
Bidder Name: Molina Manufacturing, Inc.									
27	10 Days	70203660	6493380	C & F Back left insert	Morbern Vinyl - Flair Red Dawn FA-308	10	EA	$ 270.49	$ 2,704.90

28	10 Days	70203661	6496031	Seat Insert, D, Bottom	Morbern Vinyl - Flair Red Dawn FA-308	10	EA	$ 285.46	$ 2,854.60
30	10 Days	70203295	6496030	Seat Insert Back, D, R,L	Morbern Vinyl - Flair Red Dawn FA-308	10	EA	$ 315.61	$ 3,156.10
31	10 Days	70203657	6493373	Seat Insert, A , Back WC - W/LOGO	Morbern Vinyl - Flair Red Dawn FA-308	10	EA	$ 481.11	$ 4,811.10
32	10 Days	70203675	6493374	Seat Insert, A Bottom	Morbern Vinyl - Flair Red Dawn FA-308	10	EA	$ 418.11	$ 4,181.10
								Sub-Total	$ 74,448.10
								Shipping/Delivery Charges	$ 4,783.86
								TOTAL - YEAR 3 (All Inclusive):	$ 79,231.96

	Provide lead time (In calendar days)	MTS Material No.	PART NUMBER	ITEM DESCRIPTION	Fabric/Vinyl	QTY	UOM	UNIT PRICE	EXT. PRICE
1	10 Days	70201960	6477489	INSERT BACK, 1500	Camira (Holdworth) - HTL-01 (Grey)	10	EA	$ 35.49	$ 354.90
2	10 Days	70201961	6477488	INSERT CUSHION, 1500	Camira (Holdworth) - HTL-01 (Grey)	10	EA	$ 33.23	$ 332.30
3	10 Days	70201962	6477487	INSERT, BACK WC, W/LOGO, 1500	Camira (Holdworth) - HTL-01 (Grey)	10	EA	$ 55.44	$ 554.40
4	10 Days	70202394	83-08605-000	SEAT INSERT, BACK, WC, W/LOGO,1600	Morbern Vinyl - Flair Red Dawn FA-308	10	EA	$ 56.71	$ 567.10
5	10 Days	70202392	83-08603-000	SEAT INSERT, BACK, PASSENGER, 1700	Morbern Vinyl - Flair Red Dawn FA-308	15	EA	$ 38.99	$ 584.85
6	10 Days	70202393	83-08604-000	SEAT INSERT, BOTTOM, PASSENGER, 1700	Morbern Vinyl - Flair Red Dawn FA-308	50	EA	$ 36.21	$ 1,810.50
7	10 Days	70202395	83-08606-000	SEAT INSERT, BOTTOM, WC, 1700	Morbern Vinyl - Flair Red Dawn FA-308	25	EA	$ 36.36	$ 909.00
8	10 Days	70202575	83-09951-000	SEAT INSERT, BACK, WC W/LOGO,, 1700	Morbern Vinyl - Flair Red Dawn FA-308	15	EA	$ 58.98	$ 884.70
9	10 Days	70202178	6487661	INSERT BACK, DETAIL B, 1800	Morbern Vinyl - Flair Red Dawn FA-308	25	EA	$ 40.33	$ 1,008.25
10	10 Days	70202181	6487659	INSERT BACK, DETAIL A, WC,W/LOGO,1800	Morbern Vinyl - Flair Red Dawn FA-308	25	EA	$ 60.33	$ 1,508.25
11	10 Days	70202182	6487660	INSERT BOTTOM, DETAIL B, 1800	Morbern Vinyl - Flair Red Dawn FA-308	50	EA	$ 36.28	$ 1,814.00
12	10 Days	70202183	6487658	INSERT BOTTOM, DETAIL A, WC, 1800	Morbern Vinyl - Flair Red Dawn FA-308	25	EA	$ 36.43	$ 910.75
13	10 Days	70202141	6444665	Seat Bottom, Type A, WC, 1200/1300	Camira (Holdsworth) - CAF-325 (RED)	75	EA	$ 38.93	$ 2,919.75
14	10 Days	70202139	6444666	Seat Back, Type A, WC,W/LOGO, 1200/1300	Camira (Holdsworth) - CAF 325 (RED)	50	EA	$ 63.66	$ 3,183.00
15	10 Days	70202140	6444667	Seat Bottom, Type B, 1200/1300	Camira (Holdsworth) - CAF-325 (RED)	150	EA	$ 38.43	$ 5,764.50
16	10 Days	70200928	6444668	Seat Back, Type B, Flip Up, 1200/1300	Camira (Holdsworth) - CAF-325 (RED)	50	EA	$ 43.66	$ 2,183.00
17	10 Days	70198752	582390-3L	SEAT INSERT BOTTOM PASSENGER - GILLIG	Camira (Holdsworth) - CAF-325 (RED)	200	EA	$ 38.23	$ 7,646.00
18	10 Days	70198753	58N490-3L	SEAT INSERT, BACK, PASSENGER, GILLIG	Camira (Holdsworth) - CAF-325 (RED)	75	EA	$ 42.04	$ 3,153.00
19	10 Days	70198404	6361583	SEAT INSERT BOTTOM, RED, TYPE A NF 40	Camira (Holdsworth) - CAF-325 (RED)	50	EA	$ 37.71	$ 1,885.50
Bus Fleet Seat Upholstery Replacement & Repair Services IFB - MTS Bid Form									
MTS Doc. No. B0785.0-26 SDTC									
Bidder Name: Molina Manufacturing, Inc.									
20	10 Days	70198415	6361585	SEAT INSERT BOTTOM, RED, TYPE B, NF-40	Camira (Holdsworth) - CAF-325 (RED)	50	EA	$ 37.71	$ 1,885.50
21	10 Days	70198416	6361582	SEAT INSERT BACK, RED, TYPE A, NF-40	Camira (Holdsworth) - CAF-325 (RED)	25	EA	$ 39.46	$ 986.50
22	10 Days	70203294	6493376	Seat insert B,C,F, Bottom, 18" 1900 series	Morbern Vinyl - Flair Red Dawn FA-308	15	EA	$ 265.94	$ 3,989.10
23	10 Days	70203446	6493377	Seat insert, B, back, 18" 1900 series	Morbern Vinyl - Flair Red Dawn FA-308	10	EA	$ 271.12	$ 2,711.20
24	10 Days	70203293	6493379	Seat insert, E, Bottom, 19" 1900 series	Morbern Vinyl - Flair Red Dawn FA-308	15	EA	$ 265.94	$ 3,989.10
25	10 Days	70203659	6493378	Seat insert, E, back, 19" 1900 series	Morbern Vinyl - Flair Red Dawn FA-308	10	EA	$ 271.12	$ 2,711.20
26	10 Days	70203658	6493375	C & F Back right insert	Morbern Vinyl - Flair Red Dawn FA-308	10	EA	$ 271.12	$ 2,711.20
27	10 Days	70203660	6493380	C & F Back left insert	Morbern Vinyl - Flair Red Dawn FA-308	10	EA	$ 271.12	$ 2,711.20

28	10 Days	70203661	6496031	Seat Insert, D, Bottom	Morbern Vinyl - Flair Red Dawn FA-308	10	EA	$ 286.09	$ 2,860.90
30	10 Days	70203295	6496030	Seat Insert Back, D, R,L	Morbern Vinyl - Flair Red Dawn FA-308	10	EA	$ 316.24	$ 3,162.40
31	10 Days	70203657	6493373	Seat Insert, A , Back WC - W/LOGO	Morbern Vinyl - Flair Red Dawn FA-308	10	EA	$ 481.74	$ 4,817.40
32	10 Days	70203675	6493374	Seat Insert, A Bottom	Morbern Vinyl - Flair Red Dawn FA-308	10	EA	$ 418.74	$ 4,187.40
								Sub-Total	$ 74,696.85
								Shipping/Delivery Charges	$ 4,934.89
								TOTAL - YEAR 4 (All Inclusive):	$ 79,631.74

	Provide lead time (In calendar days)	MTS Material No.	PART NUMBER	ITEM DESCRIPTION	Fabric/Vinyl	QTY	UOM	UNIT PRICE	EXT. PRICE
1	10 Days	70201960	6477489	INSERT BACK, 1500	Camira (Holdworth) - HTL-01 (Grey)	10	EA	$ 35.66	$ 356.60
2	10 Days	70201961	6477488	INSERT CUSHION, 1500	Camira (Holdworth) - HTL-01 (Grey)	10	EA	$ 33.37	$ 333.70
3	10 Days	70201962	6477487	INSERT, BACK WC, W/LOGO, 1500	Camira (Holdworth) - HTL-01 (Grey)	10	EA	$ 55.61	$ 556.10
4	10 Days	70202394	83-08605-000	SEAT INSERT, BACK, WC, W/LOGO,1600	Morbern Vinyl - Flair Red Dawn FA-308	10	EA	$ 56.89	$ 568.90
5	10 Days	70202392	83-08603-000	SEAT INSERT, BACK, PASSENGER, 1700	Morbern Vinyl - Flair Red Dawn FA-308	15	EA	$ 39.20	$ 588.00
6	10 Days	70202393	83-08604-000	SEAT INSERT, BOTTOM, PASSENGER, 1700	Morbern Vinyl - Flair Red Dawn FA-308	50	EA	$ 36.39	$ 1,819.50
7	10 Days	70202395	83-08606-000	SEAT INSERT, BOTTOM, WC, 1700	Morbern Vinyl - Flair Red Dawn FA-308	25	EA	$ 36.54	$ 913.50
8	10 Days	70202575	83-09951-000	SEAT INSERT, BACK, WC W/LOGO,, 1700	Morbern Vinyl - Flair Red Dawn FA-308	15	EA	$ 59.19	$ 887.85
9	10 Days	70202178	6487661	INSERT BACK, DETAIL B, 1800	Morbern Vinyl - Flair Red Dawn FA-308	25	EA	$ 40.55	$ 1,013.75
10	10 Days	70202181	6487659	INSERT BACK, DETAIL A, WC,W/LOGO,1800	Morbern Vinyl - Flair Red Dawn FA-308	25	EA	$ 60.55	$ 1,513.75
11	10 Days	70202182	6487660	INSERT BOTTOM, DETAIL B, 1800	Morbern Vinyl - Flair Red Dawn FA-308	50	EA	$ 36.46	$ 1,823.00
12	10 Days	70202183	6487658	INSERT BOTTOM, DETAIL A, WC, 1800	Morbern Vinyl - Flair Red Dawn FA-308	25	EA	$ 36.61	$ 915.25
13	10 Days	70202141	6444665	Seat Bottom, Type A, WC, 1200/1300	Camira (Holdsworth) - CAF-325 (RED)	75	EA	$ 39.11	$ 2,933.25
	Bus Fleet Seat Upholstery Replacement & Repair Services IFB - MTS Bid Form								
	MTS Doc. No. B0785.0-26 SDTC								
	Bidder Name: Molina Manufacturing, Inc.								
14	10 Days	70202139	6444666	Seat Back, Type A, WC,W/LOGO, 1200/1300	Camira (Holdsworth) - CAF 325 (RED)	50	EA	$ 63.89	$ 3,194.50
15	10 Days	70202140	6444667	Seat Bottom, Type B, 1200/1300	Camira (Holdsworth) - CAF-325 (RED)	150	EA	$ 38.61	$ 5,791.50
16	10 Days	70200928	6444668	Seat Back, Type B, Flip Up, 1200/1300	Camira (Holdsworth) - CAF-325 (RED)	50	EA	$ 43.89	$ 2,194.50
17	10 Days	70198752	582390-3L	SEAT INSERT BOTTOM PASSENGER - GILLIG	Camira (Holdsworth) - CAF-325 (RED)	200	EA	$ 38.41	$ 7,682.00
18	10 Days	70198753	58N490-3L	SEAT INSERT, BACK, PASSENGER, GILLIG	Camira (Holdsworth) - CAF-325 (RED)	75	EA	$ 42.25	$ 3,168.75
19	10 Days	70198404	6361583	SEAT INSERT BOTTOM, RED, TYPE A NF 40	Camira (Holdsworth) - CAF-325 (RED)	50	EA	$ 37.85	$ 1,892.50
	Bus Fleet Seat Upholstery Replacement & Repair Services IFB - MTS Bid Form								
	MTS Doc. No. B0785.0-26 SDTC								
	Bidder Name: Molina Manufacturing, Inc.								
20	10 Days	70198415	6361585	SEAT INSERT BOTTOM, RED, TYPE B, NF-40	Camira (Holdsworth) - CAF-325 (RED)	50	EA	$ 37.85	$ 1,892.50
21	10 Days	70198416	6361582	SEAT INSERT BACK, RED, TYPE A, NF-40	Camira (Holdsworth) - CAF-325 (RED)	25	EA	$ 39.63	$ 990.75
22	10 Days	70203294	6493376	Seat insert B,C,F, Bottom, 18" 1900 series	Morbern Vinyl - Flair Red Dawn FA-308	15	EA	$ 266.60	$ 3,999.00
23	10 Days	70203446	6493377	Seat insert, B, back, 18" 1900 series	Morbern Vinyl - Flair Red Dawn FA-308	10	EA	$ 271.78	$ 2,717.80
24	10 Days	70203293	6493379	Seat insert, E, Bottom, 19" 1900 series	Morbern Vinyl - Flair Red Dawn FA-308	15	EA	$ 266.60	$ 3,999.00
25	10 Days	70203659	6493378	Seat insert, E, back, 19" 1900 series	Morbern Vinyl - Flair Red Dawn FA-308	10	EA	$ 271.78	$ 2,717.80

26	10 Days	70203658	6493375	C & F Back right insert	Morbern Vinyl - Flair Red Dawn FA-308	10	EA	$ 271.78	$ 2,717.80
27	10 Days	70203660	6493380	C & F Back left insert	Morbern Vinyl - Flair Red Dawn FA-308	10	EA	$ 271.78	$ 2,717.80
28	10 Days	70203661	6496031	Seat Insert, D, Bottom	Morbern Vinyl - Flair Red Dawn FA-308	10	EA	$ 286.75	$ 2,867.50
30	10 Days	70203295	6496030	Seat Insert Back, D, R,L	Morbern Vinyl - Flair Red Dawn FA-308	10	EA	$ 316.90	$ 3,169.00
31	10 Days	70203657	6493373	Seat Insert, A , Back WC - W/LOGO	Morbern Vinyl - Flair Red Dawn FA-308	10	EA	$ 482.40	$ 4,824.00
32	10 Days	70203675	6493374	Seat Insert, A Bottom	Morbern Vinyl - Flair Red Dawn FA-308	10	EA	$ 419.40	$ 4,194.00
								Sub-Total	$ 74,953.85
								Shipping/Delivery Charges	$ 5,095.30
								TOTAL - YEAR 5 (All Inclusive):	$ 80,049.15

Bus Fleet Seat Upholstery Replacement & Repair Services IFB - MTS Bid Form

MTS Doc. No. B0785.0-26 SDTC

Bidder Name: Molina Manufacturing, Inc.

SDTC	
Grand Totals	
Year 1 (2/1/2026-1/31/2027)	$ 78,359.70
Year 2 (2/1/2027-1/31/2028)	$ 78,815.05
Year 3 (2/1/2028-1/31/2029)	$ 79,231.96
Year 4 (2/1/2029-1/31/2030)	$ 79,631.74
Year 5 (2/1/2030-1/31/2031)	$ 80,049.15
TOTAL - (YEARS 1-5) - BASIS OF AWARD	**$ 396,087.60**
CA 7.75 Sales Tax	**$ 30,696.79**
GRAND TOTAL	**$ 426,784.39**

BIDDER ACCEPTS RESPONSIBILITY FOR ACCURACY AND PRESENTATION OF THE ABOVE NUMBERS.

**The above quantities are for bidding pruposes only and are based on MTS' current usage. They represent what MTS anticipates as a requirement, but MTS does not guarantee this quantity. The actual quantity ordered may be more or less than what is anticipated on the pricing form, and it is dictated by MTS actual requirements and the available funding at the time each order is initiated.*

Bidders pricing should not include sales tax. MTS will add tax at PO issuance.

Metropolitan Transit System

Agenda Item No. 09

MEETING OF THE SAN DIEGO METROPOLITAN TRANSIT SYSTEM
BOARD OF DIRECTORS

April 16, 2026

SUBJECT:

Train Operator Uniforms – Contract Award

RECOMMENDATION:

That the San Diego Metropolitan Transit System (MTS) Board of Directors authorize the Chief Executive Officer (CEO) to execute MTS Doc. No. L1708.0-26 (in substantially the same format as Attachment A), with Ace Uniforms in the amount of $470,034.34 (inclusive of CA sales tax), for five (5) years effective May 1, 2026 for the purchase of Train Operator Uniforms.

Budget Impact

The total budget for this contract shall not exceed $470,034.34. These services will be funded by the San Diego Trolley, Inc. (SDTI) Transportation Operations Budget account 250016-571280.

DISCUSSION:

San Diego Trolley, Inc. (SDTI) needs a uniform contractor to provide uniforms for the rail transportation operators, constructions safety flag persons, and transportation supervisors over the next five (5) years. It is the intent of MTS to provide a uniform that its employees will take pride in wearing that reflects MTS' professionalism. It is important that the garments fit well, are comfortable, and easy to care for.

San Diego Metropolitan Transit System (MTS) Policy No. 52, "Procurement of Goods and Services", requires a formal competitive process for procurements exceeding $150,000.00.

On November 28, 2025, MTS notified twenty-eight (28) prospective suppliers with a Request for Proposals (RFP) for Train Operator Uniforms.

On January 21, 2026, MTS received two (2) proposals from Ace Uniforms and UniFirst.

On February 5, 2026, an evaluation committee, consisting of the MTS Director of Rail Transportation, MTS Lead Training Supervisor for Rail, and an MTS Financial Analyst, convened to evaluate proposals based on the following criteria:

Evaluation Criteria	Total Possible Points
Qualifications of the Firm	25
Staffing and Management	10
Work Plan	35
Cost	30
TOTAL	**100**

The table below represents the initial scores and rankings:

Ranking	Proposer	Initial Cost	Technical Score	Cost Score	Total Score
1	Ace Uniforms	$470,034.34	61.83	15.81	77.64
2	UniFirst	$247,731.51	37.83	30.00	67.83

On February 10, 2026, following the initial evaluation, MTS requested clarification from both proposers on certain aspects of their Technical Proposals. MTS also requested each proposer to submit a Revised Cost Proposal.

On February 17, 2026, MTS received answers to the clarifications requested from both proposers regarding their Technical Proposals. The costs for Ace Uniforms remained the same while UniFirst lowered its costs by 2%.

On February 19, 2026, the evaluation committee reconvened. After reviewing both proposers' responses to the request for clarifications, the committee deemed Ace Unforms to be the highest-ranked proposer and offered the best overall value to MTS. The table below represents the final scores and rankings:

Ranking	Proposer	Initial Cost	Technical Score	Cost Score	Total Score
1	Ace Uniforms	$470,034.34	61.83	15.81	77.64
2	UniFirst	$242,669.47	36.84	30.00	66.83

In addition, the MTS evaluation panel was satisfied with the past performance and quality of work that Ace Uniforms had provided to MTS under PO 4500036741 & PO 4500065853. By comparison to MTS's Independent Cost Estimate (ICE) at $467,202.32, and based on a comparison of all proposers, MTS staff determined Ace Uniform's proposal to be fair and reasonable.

Therefore, staff recommends that the MTS Board of Directors authorize the CEO to execute MTS Doc. No. L1708.0-26 (in substantially the same format as Attachment A), with Ace Uniforms in the amount of $470,034.34 (inclusive of CA sales tax), for five (5) years effective May 1, 2026 for the purchase of Train Operator Uniforms.

/s/ Sharon Cooney
Sharon Cooney
Chief Executive Officer

Key Staff Contact: Julia Tuer, 619.557.4515, Julia.Tuer@sdmts.com

Attachments: A. Draft Standard Agreement MTS Doc. No. L1708.0-26
B. Scope of Work
C. Contractor's Cost Form

Metropolitan Transit System

STANDARD AGREEMENT

FOR

MTS DOC. NO. L1708.0-26

TRAIN OPERATOR UNIFORMS

THIS AGREEMENT is entered into this ___ day of _____, 2026 in the State of California by and between San Diego Metropolitan Transit System ("MTS"), a California public agency, and the following, hereinafter referred to as "Contractor":

Name: Ace Uniforms Address: 633 16th St.

San Diego (City) CA (State) 92101 (Zip)

Form of Business: LLC (C-Corp)

Email: frank@aceuniforms.com

Telephone: (619) 762-7632

Authorized person to sign contracts Frank Flores (Name) Director of Sales (Title)

The Contractor agrees to provide services as specified in the conformed Scope of Work/Technical Specification (Exhibit A), Contractor's Cost/Pricing Form (Exhibit B), and in accordance with the Standard Agreement, including Standard Conditions (Exhibit C), and Forms (Exhibit D).

The contract term is for up to five (5) years effective May 1, 2026 through April 30, 2031.

Payment terms shall be net 30 days from invoice date. The total cost of this contract shall not exceed $470,034.34 without the express written consent of MTS.

SAN DIEGO METROPOLITAN TRANSIT SYSTEM	ACE UNIFORMS
By: _____ Sharon Cooney, Chief Executive Officer	By _____
Approved as to form:	
By: _____ Karen Landers, General Counsel	Title: _____

San Diego Metropolitan Transit System (MTS) is a California public agency comprised of San Diego Transit Corp., San Diego Trolley, Inc. and San Diego and Arizona Eastern Railway Company (nonprofit public benefit corporations). MTS member agencies include the cities of Chula Vista, Coronado, El Cajon, Imperial Beach, La Mesa, Lemon Grove, National City, Poway, San Diego, Santee, and the County of San Diego. MTS is also the For-Hire Vehicle administrator for multiple cities in San Diego County.

SCOPE OF WORK/TECHNICAL SPECIFICATIONS

1. OVERVIEW

The San Diego Metropolitan Transit System (MTS), on behalf of San Diego Trolley, Inc. (SDTI), is seeking proposals for the provision of uniforms for the rail transportation operators. It is the intent of MTS to provide a uniform that its employees will take pride in wearing that reflects MTS' professionalism. It is important that the garments fit well, are comfortable and easy to care for.

The Contractor shall provide uniforms that may consist of a variation of combinations noted herein and ensure that the uniforms are a fit for MTS employees. The uniforms provided must meet or exceed the requirements specified in the scope/minimum technical requirements.

It is anticipated that the contract will be for a five (5) year period effective May 1, 2026, through April 30 2031.

2. SCOPE OF WORK/MINIMUM TECHNICAL SPECIFICATIONS

A. The Contractor must be able to fulfill the following to ensure a professional image:
   i. Provide new and replacement item uniform articles
   ii. Uniform needs of approximately 67 supervisors, 195 train operators, and 75 flag persons.
   iii. Provide everything necessary including, but not limited to, long sleeve shirts, short sleeve shirts, pants, jackets and hats, as required in the attached bid forms.
   iv. Provide employee measuring and uniform pick-up during regular business hours at a convenient store location with adequate free parking.
   v. Contractor must be able to provide uniform garments in standard sizes (S – Small, M – Medium, L – Large, XL – Extra Large) up through 6XL, as well as Big/Tall sizes, Petite, Extra Small to size zero, etc.
   vi. Generate an individualized invoice for each employee that's authorized for uniform orders.

B. Rail Transportation uniform purchase requirements shall consist of the following components:
   i. **Supervisors**: The initial provision of three (3) pants, three (3) shirts and one jacket for approximately 15 new hires per year. Each shirt will require one breast and up to three sleeve patches to be sewn onto the garment or embroidery that is approved by MTS. Each jacket will require one breast and one sleeve patch to be sewn onto the garment.
   ii. **Train Operators**: The initial provision of three (3) pants, three (3) shirts, and one jacket for approximately 40 new hires per year. Each shirt and jacket will require one breast, up to two sleeve patches, to be sewn onto the garment or embroidery that is approved by MTS. Specialty patches are on a as needed basis, 20 PCC patches, 40 instructor patches per year.
   iii. **Flag Persons**: The initial provision of three (3) shirts and one jacket for approximately 45 new hires per year. Each shirt will require one breast patch to be sewn onto the garment. Each jacket will require one breast patch to be sewn onto the garment. Each jacket will require one breast patch and retro-reflective striping two (2) inch fluorescent orange with three-quarter (3/4) inch sliver reflective tape that complies with ANSI/ISEA Class II (2), day or night, to be sewn ono the garment from shoulder to waste line vertically and horizontally around waste line.

C. MTS anticipates that 30% of its train operators will require all or part of their uniform inventory replaced, and 20% of its supervisors and flag persons will require all or part of their uniform inventory replaced each year.

D. MTS procurement staff, Director of Rail Transportation, Manager of Rail Transportation and Training Supervisors are the only personnel authorized by MTS to order employee operator uniforms under this contract. The list of operator names will be provided to the Contractor.

E. A uniform acceptance period shall be no more than 30 calendar days from delivery. After the initial acceptance period, any necessary alterations, or the supply of new uniforms for MTS employees whose uniforms no longer fit properly shall be the responsibility of MTS.

F. All orders must be individually invoiced and individually packaged even if multiple orders are combined. See invoicing/payment section below.

G. Contractor should note that MTS is estimating the order quantities. These should not be considered as a minimum or maximum order level but merely estimates for proposal evaluation purposes. Actual requirements may vary dramatically from year to year based on MTS actual usage and funding availability.

Replacement authorization for all employees is provided on an as-needed basis, based on normal wear and tears.

MTS reserves the right to add and delete garments from its uniform program as it deems necessary. Any uniform change must be approved in advance by the MTS Project Manager or designee. All changes will be performed in the manner set forth elsewhere in the Contract Documents.

H. In the event a garment becomes unavailable, Contractor must immediately notify the operator and MTS Project Manager/designee. Contractor shall identify other supply sources that meet MTS' requirements and request a product change in writing for MTS' approval. Pricing for garment substitutions will be established on a case-by-case basis.

<u>IMPORTANT:</u> MTS is only accepting offers for the styles/numbers below unless a Request for an Approved Equal is requested during the Question and Answers period and approved by MTS in writing. MTS will not accept proposals for other styles/numbers that are not pre-approved.

TRAIN OPERATORS		
DESCRIPTION	**MEN'S (Style No. or "Approved Equal")**	**WOMEN'S (Style No. or "Approved Equal")**
Short sleeve shirt (grey)	Horace Small New Dimension Poly Cotton Blend 65% 35% HS1209	Horace Small New Dimension Poly Cotton Blend 65% 35% HS1267

Long sleeve shirt (grey)	Horace Small New Dimension Poly Cotton Blend 65% 35% HS1113	Horace Small New Dimension Poly Cotton Blend 65% 35% HS1166
Pants (black)	Red Kap Work Pants With cell pocket Poly Cotton Blend 65% 35% PT88BK	Red Kap Work Pants With cell pocket Poly Cotton Blend 65% 35% PT89BK
Pants (black)	N/A	N/A
Jacket (steel grey)	Port Authority Fleece Jacket J754	N/A
Hats (black/red letters)	Flex Fit Hats 6277	Flex Fit Hats 6277
SUPERVISORS		
Description	**MEN'S (Style No. or "Approved Equal")**	**WOMEN'S (Style No. or "Approved Equal")**
Short sleeve shirt (white)	Flying Cross all weather deluxe men's tropical S/S shirt 95R6600	Flying Cross all weather deluxe women's tropical S/S shirt 152W6600
Long sleeve shirt (white)	Flying Cross all weather deluxe men's tropical L/S shirt 45W6600	Flying Cross all weather deluxe women's tropical L/S shirt 102W6600
Pants (black)	Red Kap Work Pants With cell pocket Poly Cotton Blend 65% 35% PT88BK	Red Kap Work Pants With cell pocket Poly Cotton Blend 65% 35% PT89BK
Pants (black)	N/A	N/A
Jacket (red)	Port Authority Fleece Jacket J754 RED	N/A
Jacket (black)	Sport-Tek Full Wind Jacket-Black J5T70	N/A
Hats (black/white letters)	Flex Fit Hats 6277	Flex Fit Hats 6277
FLAG PERSONS		
Short sleeve shirt (Orange)	Red Kap Orange S/S work shirt SS24-EHV	N/A

Long sleeve shirt (Orange)	Red Kap Orange L/S work shirt SS14-EHV	N/A
Jacket (Navy Blue)	Red Kap Navy work jacket with Orange reflective piping JT22NV	N/A

3. MEASURING/ALTERATIONS

The Contractor shall be required to go to the MTS facility at 12 South 13th Street, San Diego, CA 92101 to measure employees for uniforms for a professional appearance by the employee. If the contractor is within 10 miles of the aforementioned MTS facility, then MTS staff may also go to the Contractor for fittings and pickups. However, MTS reserves the right to keep its above location as the main place for fittings.

Contractor shall:

A. Measure each employee individually to ensure that uniforms fit properly
B. Measurements shall be obtained by physically measuring employees
C. Make any and all alterations to the uniform at no additional charge
D. The Contractor shall have uniforms available for pick-up by the employee no later than ten (10) business days after date of measurements/order placement/alterations
E. After the initial acceptance period (30 days), any necessary alterations shall be the responsibility of MTS or the employee
F. Patch sizes are approximately 4¼" x 4¼" or smaller. Patches will be provided by MTS and shipped to the Contractor. It is the Contractor's responsibility to advise the MTS PM in a timely matter when they are running low on patches.
G. The Contractor may offer to provide MTS with replacement patches within the scope of this contract, with a final decision made solely by MTS, and such patches must be of equal quality with the existing supply and will be subject to prices provided in the bid.

4. CONTRACTOR RESPONSIBLITIES

Contractor shall:

A. Maintain written and verbal communications with MTS relating to the status of the uniforms.
B. Ensure that products and/or services provided shall meet or exceed industry standards.
C. Maintain a trackable and reportable record of all items and/or services provided under this contract.
D. Respond promptly and precisely to MTS staff's needs and requests for information within two (2) business days.
E. Quality control and on-time delivery shall be a priority for all orders.
F. Provide written confirmation of each order.
G. Provide a monthly report listing uniform items purchased and returned during the month. The items should be listed by item description, size, date of purchase or return, Operator name and number. The report should also provide an ongoing listing of all unfilled items. Unfilled orders must have a notation of when the item will be shipped.
H. Provide reports of individual accounts when requested.
I. Provide a report summarizing all accounts when requested.

5. PRICING

The bid price is firm-fixed and all-inclusive, including but not limited to all administration, material, supplies, travel and labor costs associated with the item purchased, all patches, all sewing in matching color thread to attach all necessary patches, and all sewing to attach patches. All pricing **must** be submitted in two (2) decimal places, for example $10.47, and not 3 decimal places such as $10.475.

All patches shall be provided by the Contractor.

The Contractor may offer to provide MTS with replacement patches within the scope of this contract, with a final decision made solely by MTS, and such patches must be of equal quality with the existing supply and will be subject to prices provided in the bid.

6. DELIVERY AND ACCEPTANCE

The Contractor shall have uniforms available for pick-up by the employee no later than ten (10) business days after date of measurements/order placement.
Lead time for custom or special-order items shall be within thirty (30) calendar days from the order date.

Deliverables provided under this PO shall be delivered in first class conditions, complete and ready for operation, and the Contractor shall assume all responsibility and risk of loss incident to said delivery until the MTS employee receives the uniform.

Upon receipt, MTS employees will acknowledge receipt of said items. Delivery shall not constitute acceptance. Upon inspection by MTS, a determination will be made whether said items are full functioning and in conformance with PO requirements. If found in conformance, MTS employees shall immediately approve the order receipt, thereby constituting acceptance. The contractor can then add this accepted order to next month's invoice. If the items are found not in compliance, MTS will immediately notify the Contractor and furnish all details of deficiencies. Contractor shall correct the deficiencies or supply new items (at the discretion of MTS) and resubmit for inspection.

Contractor shall immediately notify the operator and MTS Project Manager/designee if delivery requirements cannot be met and explain why. Any order exceeding 21 days from date of order will be given priority and shipped for next-day delivery without any additional cost to MTS.

If delivery of any contracted item is consistently late, Contractor shall work with MTS for a mutual remedy. If no remedy can be made, or a reasonable explanation is not given, MTS may terminate the Contract.

7. BACKORDERED PRODUCTS

A discount shall be applied in the following manner for products received after days, as shown in the schedule below, from the date of each initial order.

A. 30-45 days: 10%

B. 46-55 days: 20%
C. 56-65 days: 30%
D. 66-75 days: 50%
E. Delays of greater than 75 days will require vendors to provide an explanation of the schedule for the receipt of the product. However, MTS shall not be invoiced for more than 50% of the product. MTS reserves the right to cancel or to substitute similar products at the discounted rate.

8. INVOICES

Invoices must be sent to the MTS Accounting Department, via email, at ap@sdmts.com. All invoices must have the Purchase Order and contract number clearly displayed to ensure timely payment. MTS will not pay on packing slips, receiving documents, delivery documents, or other similar documents. Invoices must be submitted for payment.

Contractor should separate and summarize invoices and submit them to MTS in the following categories: Train Operators, Supervisors and Flag persons. Each summary shall include:

A. Name of the MTS employee
B. Uniform pieces purchased
C. Date of the Order
D. Invoice number
E. Contract/PO number
F. Unit price and total amount of order
G. Each summary shall also contain the same information for any credits issued during the month.

Failure of the contractor /uniform provider to separate and make legible and easily understood and trackable by MTS Project Manager and Finance/AP personnel may result in delayed payment of invoices. Contractor is encouraged to work closely with MTS to address the requirement prior to first invoice submission.

Payment terms shall be net 30 days from invoice date. If MTS rejects an incorrectly submitted invoice and sends it back for correction, the net 30 days restart from the corrected invoice date.

Contractors must also indicate if any of the invoiced amount(s) is for service or work provided by a subcontractor and indicate the amount that will be paid to the subcontractor. Contractors must also comply with the prompt payment requirements in the *Prompt Progress Payments* section of the Standard Conditions.

9. [NOT APPLICABLE] SAFETY DATA SHEETS (SDS)
10. [NOT APPLICABLE] NO RIGHT TO POST SIGNS
11. [NOT APPLICABLE] REPLACEMENT PARTS
12. [NOT APPLICABLE] EXPEDITING

The goods furnished under this Agreement shall be subject to expediting by MTS. MTS shall be afforded free access to Contractor's shops, factories, or places of business, and those of Contractor's suppliers, for expediting purposes. As required by MTS, Contractor shall supply schedules, unpriced copies of purchase orders and progress reports for MTS's use in expediting.

TRAIN OPERATOR UNIFORMS RFP, MTS DOC. NO. L1708.0-26

TRAIN OPERATORS

				YEAR 1 (4/1/26 to 3/31/27)		YEAR 2 (4/1/27 to 3/31/28)		YEAR 3 (4/1/28 to 3/31/29)		YEAR 4 (4/1/29 to 3/31/30)		YEAR 5 (4/1/30 to 3/31/31)	
#	Description	Size	Qty.	Unit Price	Ext. Price	Unit Price	Ext. Price	Unit Price	Ext. Price	Unit Price	Ext. Price	Unit Price	Ext. Price
1	Men's Short Sleeve Shirts Grey 65/35 Poly Cotton (HS1209)	Small	6	$65.98	$ 395.88	$ 69.28	$ 415.68	$ 72.74	$ 436.44	$ 76.38	$ 458.28	$ 80.20	$ 481.20
2	Men's Short Sleeve Shirts Grey 65/35 Poly Cotton (HS1209)	Medium	46	$65.98	$ 3,035.08	$ 69.28	$ 3,186.88	$ 72.74	$ 3,346.04	$ 76.38	$ 3,513.48	$ 80.20	$ 3,689.20
3	Men's Short Sleeve Shirts Grey 65/35 Poly Cotton (HS1209)	Large	58	$65.98	$ 3,826.84	$ 69.28	$ 4,018.24	$ 72.74	$ 4,218.92	$ 76.38	$ 4,430.04	$ 80.20	$ 4,651.60
4	Men's Short Sleeve Shirts Grey 65/35 Poly Cotton (HS1209)	XL	58	$65.98	$ 3,826.84	$ 69.28	$ 4,018.24	$ 72.74	$ 4,218.92	$ 76.38	$ 4,430.04	$ 80.20	$ 4,651.60
5	Men's Short Sleeve Shirts Grey 65/35 Poly Cotton (HS1209)	2 XL	45	$65.98	$ 2,969.10	$ 69.28	$ 3,117.60	$ 72.74	$ 3,273.30	$ 76.38	$ 3,437.10	$ 80.20	$ 3,609.00
6	Men's Short Sleeve Shirts Grey 65/35 Poly Cotton (HS1209)	3 XL	25	$65.98	$ 1,649.50	$ 69.28	$ 1,732.00	$ 72.74	$ 1,818.50	$ 76.38	$ 1,909.50	$ 80.20	$ 2,005.00
7	Men's Short Sleeve Shirts Grey 65/35 Poly Cotton (HS1209)	4 XL	14	$95.97	$ 1,343.58	$ 100.77	$ 1,410.78	$ 105.81	$ 1,481.34	$ 111.10	$ 1,555.40	$ 116.66	$ 1,633.24
		Subtotal	**252**		**$ 17,046.82**		**$ 17,899.42**		**$ 18,793.46**		**$ 19,733.84**		**$ 20,720.84**

#	Description	Size	Qty.	Unit Price	Ext. Price	Unit Price	Ext. Price	Unit Price	Ext. Price	Unit Price	Ext. Price	Unit Price	Ext. Price
1	Women's Short Sleeve Shirts Grey 65/35 Poly Cotton (HS1267)	Small	10	$65.98	$ 659.80	$ 69.28	$ 692.80	$ 72.74	$ 727.40	$ 76.38	$ 763.80	$ 80.20	$ 802.00
2	Women's Short Sleeve Shirts Grey 65/35 Poly Cotton (HS1267)	Medium	15	$65.98	$ 989.70	$ 69.28	$ 1,039.20	$ 72.74	$ 1,091.10	$ 76.38	$ 1,145.70	$ 80.20	$ 1,203.00
3	Women's Short Sleeve Shirts Grey 65/35 Poly Cotton (HS1267)	Large	50	$65.98	$ 3,299.00	$ 69.28	$ 3,464.00	$ 72.74	$ 3,637.00	$ 76.38	$ 3,819.00	$ 80.20	$ 4,010.00
4	Women's Short Sleeve Shirts Grey 65/35 Poly Cotton (HS1267)	XL	50	$65.98	$ 3,299.00	$ 69.28	$ 3,464.00	$ 72.74	$ 3,637.00	$ 76.38	$ 3,819.00	$ 80.20	$ 4,010.00
5	Women's Short Sleeve Shirts Grey 65/35 Poly Cotton (HS1267)	2 XL	3	$65.98	$ 197.94	$ 69.28	$ 207.84	$ 72.74	$ 218.22	$ 76.38	$ 229.14	$ 80.20	$ 240.60
6	Women's Short Sleeve Shirts Grey 65/35 Poly Cotton (HS1267)	3 XL	2	$95.97	$ 191.94	$ 100.77	$ 201.54	$ 105.81	$ 211.62	$ 111.10	$ 222.20	$ 116.66	$ 233.32
		Subtotal	**130**		**$ 8,637.38**		**$ 9,069.38**		**$ 9,522.34**		**$ 9,998.84**		**$ 10,498.92**

#	Description	Size	Qty.	Unit Price	Ext. Price	Unit Price	Ext. Price	Unit Price	Ext. Price	Unit Price	Ext. Price	Unit Price	Ext. Price
1	Men's Long Sleeve Shirts Grey 65/35 Poly Cotton (HS1113)	Small	1	$73.70	$ 73.70	$ 77.39	$ 77.39	$ 81.26	$ 81.26	$ 85.32	$ 85.32	$ 89.59	$ 89.59
2	Men's Long Sleeve Shirts Grey 65/35 Poly Cotton (HS1113)	Medium	1	$73.70	$ 73.70	$ 77.39	$ 77.39	$ 81.26	$ 81.26	$ 85.32	$ 85.32	$ 89.59	$ 89.59
3	Men's Long Sleeve Shirts Grey 65/35 Poly Cotton (HS1113)	Large	1	$73.70	$ 73.70	$ 77.39	$ 77.39	$ 81.26	$ 81.26	$ 85.32	$ 85.32	$ 89.59	$ 89.59
4	Men's Long Sleeve Shirts Grey 65/35 Poly Cotton (HS1113)	XL	1	$73.70	$ 73.70	$ 77.39	$ 77.39	$ 81.26	$ 81.26	$ 85.32	$ 85.32	$ 89.59	$ 89.59
5	Men's Long Sleeve Shirts Grey 65/35 Poly Cotton (HS1113)	2 XL	1	$73.70	$ 73.70	$ 77.39	$ 77.39	$ 81.26	$ 81.26	$ 85.32	$ 85.32	$ 89.59	$ 89.59
6	Men's Long Sleeve Shirts Grey 65/35 Poly Cotton (HS1113)	3 XL	1	$104.55	$ 104.55	$ 109.78	$ 109.78	$ 115.27	$ 115.27	$ 121.03	$ 121.03	$ 127.08	$ 127.08
		Subtotal	**6**		**$ 473.05**		**$ 496.73**		**$ 521.57**		**$ 547.63**		**$ 575.03**

#	Description	Size	Qty.	Unit Price	Ext. Price	Unit Price	Ext. Price	Unit Price	Ext. Price	Unit Price	Ext. Price	Unit Price	Ext. Price
1	Women's Long Sleeve Shirts Grey 65/35 Poly Cotton (HS1166)	Small	1	73.70	$ 73.70	$ 77.39	$ 77.39	$ 81.26	$ 81.26	$ 85.32	$ 85.32	$ 89.59	$ 89.59
2	Women's Long Sleeve Shirts Grey 65/35 Poly Cotton (HS1166)	Medium	1	73.70	$ 73.70	$ 77.39	$ 77.39	$ 81.26	$ 81.26	$ 85.32	$ 85.32	$ 89.59	$ 89.59
3	Women's Long Sleeve Shirts Grey 65/35 Poly Cotton (HS1166)	Large	1	73.70	$ 73.70	$ 77.39	$ 77.39	$ 81.26	$ 81.26	$ 85.32	$ 85.32	$ 89.59	$ 89.59
4	Women's Long Sleeve Shirts Grey 65/35 Poly Cotton (HS1166)	XL	1	73.70	$ 73.70	$ 77.39	$ 77.39	$ 81.26	$ 81.26	$ 85.32	$ 85.32	$ 89.59	$ 89.59
5	Women's Long Sleeve Shirts Grey 65/35 Poly Cotton (HS1166)	2 XL	1	73.70	$ 73.70	$ 77.39	$ 77.39	$ 81.26	$ 81.26	$ 85.32	$ 85.32	$ 89.59	$ 89.59
6	Women's Long Sleeve Shirts Grey 65/35 Poly Cotton (HS1166)	3 XL	1	104.55	$ 104.55	$ 109.78	$ 109.78	$ 115.27	$ 115.27	$ 121.03	$ 121.03	$ 127.08	$ 127.08
		Subtotal	**6**		**$ 473.05**		**$ 496.73**		**$ 521.57**		**$ 547.63**		**$ 575.03**

#	Description	Size	Qty.	Unit Price	Ext. Price	Unit Price	Ext. Price	Unit Price	Ext. Price	Unit Price	Ext. Price	Unit Price	Ext. Price
1	Men's Pants Black w/cell phone pocket (PT88BK)	Waist 42 & Under	98	$38.57	$ 3,779.86	$ 40.50	$ 3,969.00	$ 42.53	$ 4,167.94	$ 44.66	$ 4,376.68	$ 46.89	$ 4,595.22
2	Men's Pants Black w/cell phone pocket (PT88BK)	Waist 44 & Above	99	$70.55	$ 6,984.45	$ 74.08	$ 7,333.92	$ 77.78	$ 7,700.22	$ 81.67	$ 8,085.33	$ 85.75	$ 8,489.25
		Subtotal	**197**		**$ 10,764.31**		**$ 11,302.92**		**$ 11,868.16**		**$ 12,462.01**		**$ 13,084.47**

#	Description	Size	Qty.	Unit Price	Ext. Price	Unit Price	Ext. Price	Unit Price	Ext. Price	Unit Price	Ext. Price	Unit Price	Ext. Price
1	Women's Pants Black w/cell phone pocket (PT89BK)	Waist 18 & Under	98	$38.57	$ 3,779.86	$ 40.50	$ 3,969.00	$ 42.53	$ 4,167.94	$ 44.66	$ 4,376.68	$ 46.89	$ 4,595.22
2	Women's Pants Black w/cell phone pocket (PT89BK)	Waist 20-28	99	$70.55	$ 6,984.45	$ 74.08	$ 7,333.92	$ 77.78	$ 7,700.22	$ 81.67	$ 8,085.33	$ 85.75	$ 8,489.25
		Subtotal	**197**		**$ 10,764.31**		**$ 11,302.92**		**$ 11,868.16**		**$ 12,462.01**		**$ 13,084.47**

#	Description	Size	Qty.	Unit Price	Ext. Price	Unit Price	Ext. Price	Unit Price	Ext. Price	Unit Price	Ext. Price	Unit Price	Ext. Price
1	Men's Port Authority Fleece Jacket Steel Grey (J754)	X-Small	1	$64.00	$ 64.00	$ 67.20	$ 67.20	$ 70.56	$ 70.56	$ 74.09	$ 74.09	$ 77.79	$ 77.79
2	Men's Port Authority Fleece Jacket Steel Grey (J754)	Small	3	$64.00	$ 192.00	$ 67.20	$ 201.60	$ 70.56	$ 211.68	$ 74.09	$ 222.27	$ 77.79	$ 233.37
3	Men's Port Authority Fleece Jacket Steel Grey (J754)	Medium	24	$64.00	$ 1,536.00	$ 67.20	$ 1,612.80	$ 70.56	$ 1,693.44	$ 74.09	$ 1,778.16	$ 77.79	$ 1,866.96
4	Men's Port Authority Fleece Jacket Steel Grey (J754)	Large	24	$64.00	$ 1,536.00	$ 67.20	$ 1,612.80	$ 70.56	$ 1,693.44	$ 74.09	$ 1,778.16	$ 77.79	$ 1,866.96
5	Men's Port Authority Fleece Jacket Steel Grey (J754)	XL	24	$64.00	$ 1,536.00	$ 67.20	$ 1,612.80	$ 70.56	$ 1,693.44	$ 74.09	$ 1,778.16	$ 77.79	$ 1,866.96
6	Men's Port Authority Fleece Jacket Steel Grey (J754)	2 XL	24	$65.67	$ 1,576.08	$ 68.95	$ 1,654.80	$ 72.40	$ 1,737.60	$ 76.02	$ 1,824.48	$ 79.82	$ 1,915.68
7	Men's Port Authority Fleece Jacket Steel Grey (J754)	3 XL	1	$69.00	$ 69.00	$ 72.45	$ 72.45	$ 76.07	$ 76.07	$ 79.87	$ 79.87	$ 83.86	$ 83.86
8	Men's Port Authority Fleece Jacket Steel Grey (J754)	4 XL	1	$70.67	$ 70.67	$ 74.20	$ 74.20	$ 77.91	$ 77.91	$ 81.81	$ 81.81	$ 85.90	$ 85.90
9	Men's Port Authority Fleece Jacket Steel Grey (J754)	5 XL	1	$74.00	$ 74.00	$ 77.70	$ 77.70	$ 81.59	$ 81.59	$ 85.67	$ 85.67	$ 89.95	$ 89.95
10	Men's Port Authority Fleece Jacket Steel Grey (J754)	6 XL	1	$75.67	$ 75.67	$ 79.45	$ 79.45	$ 83.42	$ 83.42	$ 87.59	$ 87.59	$ 91.97	$ 91.97
		Subtotal	**104**		**$ 6,729.42**		**$ 7,065.80**		**$ 7,419.15**		**$ 7,790.26**		**$ 8,179.40**

SUPERVISORS

				YEAR 1 (4/1/26 to 3/31/27)		YEAR 2 (4/1/27 to 3/31/28)		YEAR 3 (4/1/28 to 3/31/29)		YEAR 4 (4/1/29 to 3/31/30)		YEAR 5 (4/1/30 to 3/31/31)	
#	Description	Size	Qty.	Unit Price	Ext. Price	Unit Price	Ext. Price	Unit Price	Ext. Price	Unit Price	Ext. Price	Unit Price	Ext. Price
1	Men's Short Sleeve Shirts - White (95R6600; 8013)	Small	1	$45.43	$ 45.43	$ 47.70	$ 47.70	$ 50.09	$ 50.09	$ 52.59	$ 52.59	$ 55.22	$ 55.22
2	Men's Short Sleeve Shirts - White (95R6600; 8013)	Medium	10	$45.43	$ 454.30	$ 47.70	$ 477.00	$ 50.09	$ 500.90	$ 52.59	$ 525.90	$ 55.22	$ 552.20
3	Men's Short Sleeve Shirts - White (95R6600; 8013)	Large	13	$45.43	$ 590.59	$ 47.70	$ 620.10	$ 50.09	$ 651.17	$ 52.59	$ 683.67	$ 55.22	$ 717.86
4	Men's Short Sleeve Shirts - White (95R6600; 8013)	XL	21	$45.43	$ 954.03	$ 47.70	$ 1,001.70	$ 50.09	$ 1,051.89	$ 52.59	$ 1,104.39	$ 55.22	$ 1,159.62
5	Men's Short Sleeve Shirts - White (95R6600; 8013)	2 XL	5	$47.98	$ 239.90	$ 50.38	$ 251.90	$ 52.90	$ 264.50	$ 55.55	$ 277.75	$ 58.33	$ 291.65
6	Men's Short Sleeve Shirts - White (95R6600; 8013)	3 XL	5	$47.98	$ 239.90	$ 50.38	$ 251.90	$ 52.90	$ 264.50	$ 55.55	$ 277.75	$ 58.33	$ 291.65
7	Men's Short Sleeve Shirts - White (95R6600; 8013)	4 XL	1	$49.23	$ 49.23	$ 51.69	$ 51.69	$ 54.27	$ 54.27	$ 56.98	$ 56.98	$ 59.83	$ 59.83
		Subtotal	**56**		**$ 2,573.38**		**$ 2,701.99**		**$ 2,837.32**		**$ 2,979.03**		**$ 3,128.03**

#	Description	Size	Qty.	Unit Price	Ext. Price	Unit Price	Ext. Price	Unit Price	Ext. Price	Unit Price	Ext. Price	Unit Price	Ext. Price
1	Women's Short Sleeve Shirts - White (152W6600; 8013W)	Small	1	$45.43	$ 45.43	$ 47.70	$ 47.70	$ 50.09	$ 50.09	$ 52.59	$ 52.59	$ 55.22	$ 55.22
2	Women's Short Sleeve Shirts - White (152W6600; 8013W)	Medium	2	$45.43	$ 90.86	$ 47.70	$ 95.40	$ 50.09	$ 100.18	$ 52.59	$ 105.18	$ 55.22	$ 110.44
3	Women's Short Sleeve Shirts - White (152W6600; 8013W)	Large	16	$45.43	$ 726.88	$ 47.70	$ 763.20	$ 50.09	$ 801.44	$ 52.59	$ 841.44	$ 55.22	$ 883.52
4	Women's Short Sleeve Shirts - White (152W6600; 8013W)	XL	14	$45.43	$ 636.02	$ 47.70	$ 667.80	$ 50.09	$ 701.26	$ 52.59	$ 736.26	$ 55.22	$ 773.08
5	Women's Short Sleeve Shirts - White (152W6600; 8013W)	2 XL	2	$47.98	$ 95.96	$ 50.38	$ 100.76	$ 52.90	$ 105.80	$ 55.55	$ 111.10	$ 58.33	$ 116.66
6	Women's Short Sleeve Shirts - White (152W6600; 8013W)	3 XL	1	$47.98	$ 47.98	$ 50.38	$ 50.38	$ 52.90	$ 52.90	$ 55.55	$ 55.55	$ 58.33	$ 58.33
		Subtotal	**36**		**$ 1,643.13**		**$ 1,725.24**		**$ 1,811.67**		**$ 1,902.12**		**$ 1,997.25**

#	Description	Size	Qty.	Unit Price	Ext. Price	Unit Price	Ext. Price	Unit Price	Ext. Price	Unit Price	Ext. Price	Unit Price	Ext. Price
1	Men's Long Sleeve Shirts - White (45W6600; 8003)	Small	1	$46.85	$ 46.85	$ 49.19	$ 49.19	$ 51.65	$ 51.65	$ 54.23	$ 54.23	$ 56.94	$ 56.94
2	Men's Long Sleeve Shirts - White (45W6600; 8003)	Medium	1	$46.85	$ 46.85	$ 49.19	$ 49.19	$ 51.65	$ 51.65	$ 54.23	$ 54.23	$ 56.94	$ 56.94
3	Men's Long Sleeve Shirts - White (45W6600; 8003)	Large	1	$46.85	$ 46.85	$ 49.19	$ 49.19	$ 51.65	$ 51.65	$ 54.23	$ 54.23	$ 56.94	$ 56.94
4	Men's Long Sleeve Shirts - White (45W6600; 8003)	XL	1	$46.85	$ 46.85	$ 49.19	$ 49.19	$ 51.65	$ 51.65	$ 54.23	$ 54.23	$ 56.94	$ 56.94
5	Men's Long Sleeve Shirts - White (45W6600; 8003)	2 XL	1	$49.53	$ 49.53	$ 52.01	$ 52.01	$ 54.61	$ 54.61	$ 57.34	$ 57.34	$ 60.21	$ 60.21
6	Men's Long Sleeve Shirts - White (45W6600; 8003)	3 XL	1	$49.53	$ 49.53	$ 52.01	$ 52.01	$ 54.61	$ 54.61	$ 57.34	$ 57.34	$ 60.21	$ 60.21
7	Men's Long Sleeve Shirts - White (45W6600; 8003)	4 XL	1	$50.87	$ 50.87	$ 53.41	$ 53.41	$ 56.08	$ 56.08	$ 58.88	$ 58.88	$ 61.82	$ 61.82
		Subtotal	**7**		**$ 337.33**		**$ 354.19**		**$ 371.90**		**$ 390.48**		**$ 410.00**

#	Description	Size	Qty.	Unit Price	Ext. Price	Unit Price	Ext. Price	Unit Price	Ext. Price	Unit Price	Ext. Price	Unit Price	Ext. Price
1	Women's Long Sleeve Shirts - White (102W6600; 8003W)	Small	1	$46.85	$ 46.85	$ 49.19	$ 49.19	$ 51.65	$ 51.65	$ 54.23	$ 54.23	$ 56.94	$ 56.94
2	Women's Long Sleeve Shirts - White (102W6600; 8003W)	Medium	1	$46.85	$ 46.85	$ 49.19	$ 49.19	$ 51.65	$ 51.65	$ 54.23	$ 54.23	$ 56.94	$ 56.94
3	Women's Long Sleeve Shirts - White (102W6600; 8003W)	Large	1	$46.85	$ 46.85	$ 49.19	$ 49.19	$ 51.65	$ 51.65	$ 54.23	$ 54.23	$ 56.94	$ 56.94
4	Women's Long Sleeve Shirts - White (102W6600; 8003W)	XL	1	$46.85	$ 46.85	$ 49.19	$ 49.19	$ 51.65	$ 51.65	$ 54.23	$ 54.23	$ 56.94	$ 56.94
5	Women's Long Sleeve Shirts - White (102W6600; 8003W)	2 XL	1	$49.53	$ 49.53	$ 52.01	$ 52.01	$ 54.61	$ 54.61	$ 57.34	$ 57.34	$ 60.21	$ 60.21
6	Women's Long Sleeve Shirts - White (102W6600; 8003W)	3 XL	1	$49.53	$ 49.53	$ 52.01	$ 52.01	$ 54.61	$ 54.61	$ 57.34	$ 57.34	$ 60.21	$ 60.21
		Subtotal	**6**		**$ 286.46**		**$ 300.78**		**$ 315.82**		**$ 331.60**		**$ 348.18**

#	Description	Size	Qty.	Unit Price	Ext. Price	Unit Price	Ext. Price	Unit Price	Ext. Price	Unit Price	Ext. Price	Unit Price	Ext. Price
1	Men's Pants Black w/cell phone pocket (PT88BK)	Waist 42 & Under	25	$38.57	$ 964.25	$ 40.50	$ 1,012.50	$ 42.53	$ 1,063.25	$ 44.66	$ 1,116.50	$ 46.89	$ 1,172.25
2	Men's Pants Black w/cell phone pocket (PT88BK)	Waist 44 & Above	28	$70.55	$ 1,975.40	$ 74.08	$ 2,074.24	$ 77.78	$ 2,177.84	$ 81.67	$ 2,286.76	$ 85.75	$ 2,401.00
		Subtotal	**53**		**$ 2,939.65**		**$ 3,086.74**		**$ 3,241.09**		**$ 3,403.26**		**$ 3,573.25**

#	Description	Size	Qty.	Unit Price	Ext. Price	Unit Price	Ext. Price	Unit Price	Ext. Price	Unit Price	Ext. Price	Unit Price	Ext. Price
1	Women's Pants Black w/cell phone pocket (PT89BK)	Waist 18 & Under	24	$38.57	$ 925.68	$ 40.50	$ 972.00	$ 42.53	$ 1,020.72	$ 44.66	$ 1,071.84	$ 46.89	$ 1,125.36
2	Women's Pants Black w/cel phone pocket (PT89BK)	Waist 20-28	28	$70.55	$ 1,975.40	$ 74.08	$ 2,074.24	$ 77.78	$ 2,177.84	$ 81.67	$ 2,286.76	$ 85.75	$ 2,401.00
		Subtotal	**52**		**$ 2,901.08**		**$ 3,046.24**		**$ 3,198.56**		**$ 3,358.60**		**$ 3,526.36**
									$ -				
#	Description	Size	Qty.	Unit Price	Ext. Price	Unit Price	Ext. Price	Unit Price	Ext. Price	Unit Price	Ext. Price	Unit Price	Ext. Price
1	Men's Port Authority Fleece Jacket - Red (J754 RED)	X-Small	1	$74.00	$ 74.00	$ 77.70	$ 77.70	$ 81.59	$ 81.59	$ 85.67	$ 85.67	$ 89.95	$ 89.95
2	Men's Port Authority Fleece Jacket - Red (J754 RED)	Small	1	$74.00	$ 74.00	$ 77.70	$ 77.70	$ 81.59	$ 81.59	$ 85.67	$ 85.67	$ 89.95	$ 89.95
3	Men's Port Authority Fleece Jacket - Red (J754 RED)	Medium	1	$74.00	$ 74.00	$ 77.70	$ 77.70	$ 81.59	$ 81.59	$ 85.67	$ 85.67	$ 89.95	$ 89.95
4	Men's Port Authority Fleece Jacket - Red (J754 RED)	Large	8	$74.00	$ 592.00	$ 77.70	$ 621.60	$ 81.59	$ 652.72	$ 85.67	$ 685.36	$ 89.95	$ 719.60
5	Men's Port Authority Fleece Jacket - Red (J754 RED)	XL	8	$74.00	$ 592.00	$ 77.70	$ 621.60	$ 81.59	$ 652.72	$ 85.67	$ 685.36	$ 89.95	$ 719.60
6	Men's Port Authority Fleece Jacket - Red (J754 RED)	2 XL	2	$75.67	$ 151.34	$ 79.45	$ 158.90	$ 83.42	$ 166.84	$ 87.59	$ 175.18	$ 91.97	$ 183.94
7	Men's Port Authority Fleece Jacket - Red (J754 RED)	3 XL	2	$79.00	$ 158.00	$ 82.95	$ 165.90	$ 87.10	$ 174.20	$ 91.46	$ 182.92	$ 96.03	$ 192.06
8	Men's Port Authority Fleece Jacket - Red (J754 RED)	4 XL	2	$80.67	$ 161.34	$ 84.70	$ 169.40	$ 88.94	$ 177.88	$ 93.39	$ 186.78	$ 98.06	$ 196.12
9	Men's Port Authority Fleece Jacket - Red (J754 RED)	5 XL	1	$84.00	$ 84.00	$ 88.20	$ 88.20	$ 92.61	$ 92.61	$ 97.24	$ 97.24	$ 102.10	$ 102.10
10	Men's Port Authority Fleece Jacket - Red (J754 RED)	6 XL	1	$85.67	$ 85.67	$ 89.95	$ 89.95	$ 94.45	$ 94.45	$ 99.17	$ 99.17	$ 104.13	$ 104.13
		Subtotal	**27**		**$ 2,046.35**		**$ 2,148.65**		**$ 2,256.19**		**$ 2,369.02**		**$ 2,487.40**

#	Description	Size	Qty.	Unit Price	Ext. Price	Unit Price	Ext. Price	Unit Price	Ext. Price	Unit Price	Ext. Price	Unit Price	Ext. Price
11	Men's Sport-Tek Full Wind Jacket - Black (JST70)	X-Small	1	$48.98	$ 48.98	$ 51.43	$ 51.43	$ 54.00	$ 54.00	$ 56.70	$ 56.70	$ 59.54	$ 59.54
12	Men's Sport-Tek Full Wind Jacket - Black (JST70)	Small	1	$48.98	$ 48.98	$ 51.43	$ 51.43	$ 54.00	$ 54.00	$ 56.70	$ 56.70	$ 59.54	$ 59.54
13	Men's Sport-Tek Full Wind Jacket - Black (JST70)	Medium	1	$48.98	$ 48.98	$ 51.43	$ 51.43	$ 54.00	$ 54.00	$ 56.70	$ 56.70	$ 59.54	$ 59.54
14	Men's Sport-Tek Full Wind Jacket - Black (JST70)	Large	8	$48.98	$ 391.84	$ 51.43	$ 411.44	$ 54.00	$ 432.00	$ 56.70	$ 453.60	$ 59.54	$ 476.32
15	Men's Sport-Tek Full Wind Jacket - Black (JST70)	XL	8	$48.98	$ 391.84	$ 51.43	$ 411.44	$ 54.00	$ 432.00	$ 56.70	$ 453.60	$ 59.54	$ 476.32
16	Men's Sport-Tek Full Wind Jacket - Black (JST70)	2 XL	2	$50.65	$ 101.30	$ 53.18	$ 106.36	$ 55.84	$ 111.68	$ 58.63	$ 117.26	$ 61.56	$ 123.12
17	Men's Sport-Tek Full Wind Jacket - Black (JST70)	3 XL	2	$53.98	$ 107.96	$ 56.68	$ 113.36	$ 59.51	$ 119.02	$ 62.49	$ 124.98	$ 65.61	$ 131.22
18	Men's Sport-Tek Full Wind Jacket - Black (JST70)	4 XL	2	$55.65	$ 111.30	$ 58.43	$ 116.86	$ 61.35	$ 122.70	$ 64.42	$ 128.84	$ 67.64	$ 135.28
19	Men's Sport-Tek Full Wind Jacket - Black (JST70)	5 XL	1	$58.98	$ 58.98	$ 61.93	$ 61.93	$ 65.03	$ 65.03	$ 68.28	$ 68.28	$ 71.69	$ 71.69
20	Men's Sport-Tek Full Wind Jacket - Black (JST70)	6 XL	1	$60.65	$ 60.65	$ 63.68	$ 63.68	$ 66.86	$ 66.86	$ 70.20	$ 70.20	$ 73.71	$ 73.71
		Subtotal:	**27**		**$ 1,370.81**		**$ 1,439.36**		**$ 1,511.29**		**$ 1,586.86**		**$ 1,666.28**

FLAG PERSONS

				YEAR 1 (4/1/26 to 3/31/27)		YEAR 2 (4/1/27 to 3/31/28)		YEAR 3 (4/1/28 to 3/31/29)		YEAR 4 (4/1/29 to 3/31/30)		YEAR 5 (4/1/30 to 3/31/31)	
#	Description	Size	Qty.	Unit Price	Ext. Price	Unit Price	Ext. Price	Unit Price	Ext. Price	Unit Price	Ext. Price	Unit Price	Ext. Price
1	Men's Short Sleeve Shirts - Orange (SS24-EHV)	Small	6	$23.91	$ 143.46	$ 25.11	$ 150.66	$ 26.37	$ 158.22	$ 27.69	$ 166.14	$ 29.07	$ 174.42
2	Men's Short Sleeve Shirts - Orange (SS24-EHV)	Medium	12	$23.91	$ 286.92	$ 25.11	$ 301.32	$ 26.37	$ 316.44	$ 27.69	$ 332.28	$ 29.07	$ 348.84
3	Men's Short Sleeve Shirts - Orange (SS24-EHV)	Large	27	$23.91	$ 645.57	$ 25.11	$ 677.97	$ 26.37	$ 711.99	$ 27.69	$ 747.63	$ 29.07	$ 784.89
4	Men's Short Sleeve Shirts - Orange (SS24-EHV)	XL	27	$23.91	$ 645.57	$ 25.11	$ 677.97	$ 26.37	$ 711.99	$ 27.69	$ 747.63	$ 29.07	$ 784.89
5	Men's Short Sleeve Shirts - Orange (SS24-EHV)	2 XL	14	$23.91	$ 334.74	$ 25.11	$ 351.54	$ 26.37	$ 369.18	$ 27.69	$ 387.66	$ 29.07	$ 406.98
6	Men's Short Sleeve Shirts - Orange (SS24-EHV)	3 XL	1	$23.91	$ 23.91	$ 25.11	$ 25.11	$ 26.37	$ 26.37	$ 27.69	$ 27.69	$ 29.07	$ 29.07
7	Men's Short Sleeve Shirts - Orange (SS24-EHV)	4 XL	1	$23.91	$ 23.91	$ 25.11	$ 25.11	$ 26.37	$ 26.37	$ 27.69	$ 27.69	$ 29.07	$ 29.07
		Subtotal	**88**		**$ 2,104.08**		**$ 2,209.68**		**$ 2,320.56**		**$ 2,436.72**		**$ 2,558.16**

#	Description	Size	Qty.	Unit Price	Ext. Price	Unit Price	Ext. Price	Unit Price	Ext. Price	Unit Price	Ext. Price	Unit Price	Ext. Price
1	Men's Long Sleeve Shirts - Orange (SS14-EHV)	Small	1	$27.84	$ 27.84	$ 29.23	$29.23	$ 30.69	$30.69	$ 32.22	$ 32.22	$ 33.83	$ 33.83
2	Men's Long Sleeve Shirts - Orange (SS14-EHV)	Medium	1	$27.84	$ 27.84	$ 29.23	$29.23	$ 30.69	$30.69	$ 32.22	$ 32.22	$ 33.83	$ 33.83
3	Men's Long Sleeve Shirts - Orange (SS14-EHV)	Large	10	$27.84	$ 278.40	$ 29.23	$292.30	$ 30.69	$306.90	$ 32.22	$ 322.20	$ 33.83	$ 338.30
4	Men's Long Sleeve Shirts - Orange (SS14-EHV)	XL	10	$27.84	$ 278.40	$ 29.23	$292.30	$ 30.69	$306.90	$ 32.22	$ 322.20	$ 33.83	$ 338.30
5	Men's Long Sleeve Shirts - Orange (SS14-EHV)	2 XL	8	$27.84	$ 222.72	$ 29.23	$233.84	$ 30.69	$245.52	$ 32.22	$ 257.76	$ 33.83	$ 270.64
6	Men's Long Sleeve Shirts - Orange (SS14-EHV)	3 XL	1	$27.84	$ 27.84	$ 29.23	$29.23	$ 30.69	$30.69	$ 32.22	$ 32.22	$ 33.83	$ 33.83
7	Men's Long Sleeve Shirts - Orange (SS14-EHV)	4 XL	1	$27.84	$ 27.84	$ 29.23	$29.23	$ 30.69	$30.69	$ 32.22	$ 32.22	$ 33.83	$ 33.83
		Subtotal	**32**		**$ 890.88**		**$ 935.36**		**$982.08**		**$ 1,031.04**		**$ 1,082.56**

#	Description	Size	Qty.	Unit Price	Ext. Price	Unit Price	Ext. Price	Unit Price	Ext. Price	Unit Price	Ext. Price	Unit Price	Ext. Price
1	Men's Navy Slash Pocket Jacket w/Orange Reflective Piping (JT22NV)	X-Small	1	$80.55	$ 80.55	$ 84.58	$ 84.58	$ 88.81	$ 88.81	$ 93.25	$ 93.25	$ 97.91	$ 97.91
2	Men's Navy Slash Pocket Jacket w/Orange Reflective Piping (JT22NV)	Small	2	$80.55	$ 161.10	$ 84.58	$ 169.16	$ 88.81	$ 177.62	$ 93.25	$ 186.50	$ 97.91	$ 195.82
3	Men's Navy Slash Pocket Jacket w/Orange Reflective Piping (JT22NV)	Medium	6	$80.55	$ 483.30	$ 84.58	$ 507.48	$ 88.81	$ 532.86	$ 93.25	$ 559.50	$ 97.91	$ 587.46
4	Men's Navy Slash Pocket Jacket w/Orange Reflective Piping (JT22NV)	Large	18	$80.55	$ 1,449.90	$ 84.58	$ 1,522.44	$ 88.81	$ 1,598.58	$ 93.25	$ 1,678.50	$ 97.91	$ 1,762.38
5	Men's Navy Slash Pocket Jacket w/Orange Reflective Piping (JT22NV)	XL	16	$80.55	$ 1,288.80	$ 84.58	$ 1,353.28	$ 88.81	$ 1,420.96	$ 93.25	$ 1,492.00	$ 97.91	$ 1,566.56
6	Men's Navy Slash Pocket Jacket w/Orange Reflective Piping (JT22NV)	2 XL	12	$80.55	$ 966.60	$ 84.58	$ 1,014.96	$ 88.81	$ 1,065.72	$ 93.25	$ 1,119.00	$ 97.91	$ 1,174.92
7	Men's Navy Slash Pocket Jacket w/Orange Reflective Piping (JT22NV)	3 XL	2	$80.55	$ 161.10	$ 84.58	$ 169.16	$ 88.81	$ 177.62	$ 93.25	$ 186.50	$ 97.91	$ 195.82
8	Men's Navy Slash Pocket Jacket w/Orange Reflective Piping (JT22NV)	4 XL	1	$80.55	$ 80.55	$ 84.58	$ 84.58	$ 88.81	$ 88.81	$ 93.25	$ 93.25	$ 97.91	$ 97.91
9	Men's Navy Slash Pocket Jacket w/Orange Reflective Piping (JT22NV)	5 XL	1	$80.55	$ 80.55	$ 84.58	$ 84.58	$ 88.81	$ 88.81	$ 93.25	$ 93.25	$ 97.91	$ 97.91
10	Men's Navy Slash Pocket Jacket w/Orange Reflective Piping (JT22NV)	6 XL	1	$80.55	$ 80.55	$ 84.58	$ 84.58	$ 88.81	$ 88.81	$ 93.25	$ 93.25	$ 97.91	$ 97.91
			60		**$ 4,833.00**		**$ 5,074.80**		**$ 5,328.60**		**$ 5,595.00**		**$ 5,874.60**

#	Description	Size	Qty.	Unit Price	Ext. Price	Unit Price	Ext. Price	Unit Price	Ext. Price	Unit Price	Ext. Price	Unit Price	Ext. Price
1	Flex Fit Hats (6277)	N/A	104	$20.48	$ 2,129.92	$ 21.50	$ 2,236.00	$ 22.58	$ 2,348.32	$ 23.71	$ 2,465.84	$ 24.90	$ 2,589.60
	Subtotal:		**104**		**$ 2,129.92**		**$ 2,236.00**		**$ 2,348.32**		**$ 2,465.84**		**$ 2,589.60**
	TOTAL				**$ 78,944.41**		**$ 82,892.93**		**$ 87,037.81**		**$ 91,391.79**		**$ 95,959.83**
	7.75% CA Sales Tax				**$ 6,118.19**		**$ 6,424.20**		**$ 6,745.43**		**$ 7,082.86**		**$ 7,436.89**

Total (Years 1-5)	**$ 436,226.77**
SUBTOTAL Sales Tax (Years 1-5)	**$ 33,807.57**
GRAND TOTAL (Basis of Award)	**$ 470,034.34**

Metropolitan Transit System

Agenda Item No. 10

MEETING OF THE SAN DIEGO METROPOLITAN TRANSIT SYSTEM
BOARD OF DIRECTORS

April 16, 2026

SUBJECT:

Security and Sign Out Booth Replacement at Imperial Avenue Division (IAD) Bus Maintenance Facility – Work Order Agreement

RECOMMENDATION:

That the San Diego Metropolitan Transit System (MTS) Board of Directors authorize the Chief Executive Officer (CEO) to execute Work Order No. MTSJOC441-03 under MTS Doc. PWG441.0-25 (in substantially the same format as Attachment A), with ABC General Contractor, Inc. (ABCGC), in the amount of $141,374.65 for the replacement of the security and bus driver sign-out booths at the IAD bus maintenance facility.

Budget Impact

The total cost of this contract is estimated to be $141,374.65. Under separate MTS Doc No. L1282.0-16, with the Gordian Group, MTS will pay a 1.76% JOC software license fee in the amount of $2,488.20. The project will be funded by Capital Improvement Program (CIP) 1009111217 – Miscellaneous Capital.

DISCUSSION:

At the IAD facility, there is a security shack and a sign-out shack that are past their useful life and in need of replacement. The shacks are at the IAD entrance of the facility and are used by security to monitor traffic and ensure only authorized personnel enter the facility. The sign-out booth is used for operations supervisors to track bus staging. This project includes the removal, disposal, and replacement of the existing booths with new booths of similar size and equal function, as well as new raised foundations to mitigate flood risk.

JOC is a procurement method under which public agencies may accomplish frequently encountered repairs, maintenance, and construction projects through a single, competitively procured long-term agreement.

The JOC program includes a catalogue of pricing for a variety of potential tasks to be performed under the contract that have been pre-priced by the contractor, the Gordian Group. All potential contractors are subject to the pricing within this catalogue. Each contractor then includes an adjustment factor, escalating their proposed price from the catalogue price, to determine the total cost of the task order. The adjustment factor represents an average percentage increase

over the catalogue price (i.e., 1.25 adjustment factor represents 25% above the catalogue price) for that respective task within the project. To select the lowest responsive and responsible bidder, MTS staff compares each contractor's proposed adjustment factor.

On September 24, 2025, MTS issued an Invitation for Bids (IFB) seeking a contractor to provide. JOC building and facilities construction services that primarily consist of repair, remodeling, or other repetitive work, and general building and facility contracting services. These services include, but are not limited to, demolition, maintenance, and modification of existing buildings and facilities, as well as any required incidental professional and technical services.

Five (5) bids were received, and MTS determined that ABCGC was the lowest responsive and responsible bidder. On December 18, 2025 (Agenda Item (AI) 7), the MTS Board authorized the CEO to execute MTS Doc. No. PWG441.0-25 with ABCGC for General Building Construction Services. Today's work order will be issued under this master agreement.

Today's proposed action would issue a work order to ABCGC under this JOC on-call agreement. Pricing for this repair work order was reviewed and determined to be fair and reasonable. ABCGC and its subcontractors will provide all materials, labor, and equipment needed for the replacement of the security and bus driver sign-out booths at the IAD bus maintenance facility. Work is expected to be completed within 30 days of issuance of the notice to proceed.

Although Board Policy 41 and the JOC Work Order process authorize the CEO to issue contracts, work orders, and amendments under $150,000, this work order is being brought to the Board for approval so that the CEO retains sufficient capacity under Policy 41 to avoid undue project delays and disruption of work in the event a change order exceeding $8,625 is needed.

ABCGC will utilize the following subcontractors for this project:

Subcontractor Name	Subcontractor Certification	Subcontractor Amount
C.E. Crist Inc.	None	$15,000.00
Swift Electric	None	$4,056.75

This work order is not subject to the Project Labor Agreement (PLA) approved under board Policy No. 66 because it is a work order under $1,000,000.00.

Therefore, staff recommends that the MTS Board of Directors authorize the CEO to execute Work Order No. MTSJOC441-03 under MTS Doc. PWG441.0-25 (in substantially the same format as Attachment A), with ABCGC, in the amount of $141,374.65 for the replacement of the security and bus driver sign-out booths at the IAD bus maintenance facility.

/s/ Sharon Cooney
Sharon Cooney
Chief Executive Officer

Key Staff Contact: Julia Tuer, 619.557.4515, Julia.Tuer@sdmts.com

Attachment: A. Draft Work Order MTSJOC441-03

Metropolitan Transit System

JOB ORDER CONTRACT
WORK ORDER

PWG441.0-25
CONTRACT NUMBER

MTSJOC441-03
WORK ORDER NUMBER

THIS AGREEMENT is entered into this _____ day of _____ 2026, in the state of California by and between San Diego Metropolitan Transit System ("MTS"), a California public agency, and the following, hereinafter referred to as "Contractor":

Name: ABC General Construction, Inc.

Address: 1941 Friendship Drive, Ste F
El Cajon, CA 92020

Form of Business: Corporation
(Corporation, partnership, sole proprietor, etc.)

Telephone: 619-937-1010

Authorized person to sign contracts: Travis Brozowski (Name) CEO (Title)

Pursuant to the existing Job Order Contract (MTS Doc. No. PWG441.0-25), MTS issues a Work Order to Contractor to complete the detailed Scope of Work (attached as Exhibit A.), the Cost Breakdown for the Scope of Work (attached as Exhibit B.), and the subcontractor listing form applicable to this Work Order (attached as Exhibit C.)

TOTAL PAYMENTS TO CONTRACTOR SHALL NOT EXCEED $141,374.65

SAN DIEGO METROPOLITAN TRANSIT SYSTEM	ABC GENERAL CONTRACTOR, INC.
By: _____ Sharon Cooney, Chief Executive Officer	Firm: _____
Approved as to form:	By: _____ Signature
By: _____ Karen Landers, General Counsel	Title: _____

San Diego Metropolitan Transit System (MTS) is a California public agency comprised of San Diego Transit Corp., San Diego Trolley, Inc. and San Diego and Arizona Eastern Railway Company (nonprofit public benefit corporations). MTS member agencies include the cities of Chula Vista, Coronado, El Cajon, Imperial Beach, La Mesa, Lemon Grove, National City, Poway, San Diego, Santee, and the County of San Diego. MTS is also the For-Hire Vehicle administrator for nine cities.

EXHIBIT A
(Scope of Work)

San Diego Metropolitan Transit System
1255 Imperial Ave
San Diego, California 92101

Final Scope of Work

Date: 3/24/2026

Job Order Contracting

To: Travis Brozowski
ABC General Inc.
3120 National Ave
San Diego, CA 92113
(619) 239-3428
travis@abcgeneralinc.com

From: David Urbaez
San Diego Metropolitan Transit System
1255 Imperial Ave
San Diego, CA 92101
(619) 557-4576
David.Urbaez@sdmts.com

Contract Number: PWG441.0-25

Job Order Number: MTSJOC441-03

Job Order Title: IAD Security and Sign Out Booth Replacement

Location: IAD
100 16th St.
San Diego, CA 92101

Brief Scope of Work:

The following items detail the scope of work as discussed at the site. All requirements necessary to accomplish the items set forth below shall be considered part of this scope of work.

SECTION 1 GENERAL

The IAD Security and Sign Out Booth Replacement project generally consists of the removal and replacement of two (2) booths with all additional required work by the Imperial Avenue entrance of the Imperial Avenue Division (IAD) Bus Depot.

All work is to occur at IAD located at 100 16th Street, San Diego 92101. Work is to occur during normal working hours approximately 7:00AM-4:00PM.

SECTION 2 STAGING

Contractor is to keep and store all materials within a predesignated laydown area. Size and location of the laydown area is to be coordinated with the MTS Project Manager. All property stored onsite is the responsibility of the contractor and MTS shall not be held liable for any and all equipment, material, tools, etc. All deliveries to the site shall be coordinated through the MTS Project Manager.

SECTION 3 TEMP FACILITIES

The contractor may use adjacent MTS toilet facilities throughout the duration of the project. Contractor may use convenience outlets if available onsite for minor temp power used in relation to the construction. All other needs for construction power and water are the responsibility of the contractor.

SECTION 4 SAFETY

Diligent caution must be taken during the undertaking of this work. Due to the 24-hour nature of operations at IAD, any openings left overnight must be covered with a trench plate and/or appropriately marked off with a suitable combination of reflective delineators, cones, warning lights, caution tape, and/or A-frames.

SECTION 5 WASTE

The contractor is responsible for legally disposing of any and all waste in relation to the work. The contractor shall not use any MTS receptacles to dispose of material generated during the performance of this contract. Contractor is responsible for general cleanup at the end of each work day.

SECTION 6 SUBMITTALS

Submittals must have a suitable transmittal cover page, be numbered and have a clear title. Prior to material procurement, the contractor shall provide the following submittals for MTS Project Manager review and approval for all components applicable to the work involved in the base and alternate contract.

- Product Data for both booths and related accessories
- Shop Drawings for booths and new foundations
- Maintenance Data
- Warranty Data
- Work Plans
- Construction Schedule

SECTION 7 MSDS

Upon award Contractors shall provide PDFs of material safety data sheets (MSDS) with each submittal, for chemicals that MTS employees may be exposed to. The Contractor shall ensure all available MSDS' are provided to MTS and kept up to date throughout the duration of the contract.

SECTION 8 BOOTH REPLACEMENT

There are two (2) prefabricated shelters used for security and bus driver sign-out at IAD by the Imperial Avenue entrance that are beyond their useful life. Contractor shall demo and dispose the existing shelters and replace them with new shelters of similar or equal size and equal or improved function. Shelters are to be submitted to MTS for review and approval prior to procurement. New shelters are to be placed in the same locations as the existing shelters.

Following demo of the existing shelters, contractor shall demo the pavement and excavate subgrade as necessary to provide new appropriately sized and reinforced raised foundations and slab for the new shelters. Contractor must provide appropriate cure time for the new foundations and slabs before installing new shelters.

Contractor shall provide all equipment needed for this work including equipment for demo and disposal of the shelters and pavement, equipment for excavation, and equipment for delivery of the new shelters. Contractor to perform leveling and anchoring of the new shelters into the new foundation. Contractor to perform electrical disconnect of the existing shelters and reconnection of the new shelters. The new shelter and electrical hookup must meet all applicable code requirements.

Contractor shall complete all onsite work within 30 days of issuance of Notice to Proceed.

All job orders include the labor, equipment, and material costs for a complete and in-place installation, unless otherwise noted.

EXHIBIT B
(Cost Breakdown)

Price Proposal Detail Report

By Division
Version: 2.0
Approved
Proposal Value: $141,374.65
Approved Date: March 18, 2026

Catalog: August 2025 - SDMTS, General Building and Facilities Construction Services

Job Order: MTSJOC441-03

Job Order Name: IAD Security and Sign Out Booth Replacement

Location: IAD 100 16th St. San Diego, CA 92101

Contractor: ABC General Inc.
Contract Number: PWG441.0-25
Contract Name: JOC General Building and Facilities Construction Services

Division		Install Total	NPP Total	Demo Total	Division Total
01	General Requirements	$68,222.42	$0.00	$0.00	$68,222.42
02	Existing Conditions	$1,737.19	$0.00	$0.00	$1,737.19
03	Concrete	$8,252.58	$0.00	$0.00	$8,252.58
06	Wood, Plastics, and Composites	$353.06	$0.00	$0.00	$353.06
13	Special Construction	$44,548.99	$0.00	$0.00	$44,548.99
23	Heating, Ventilating, and Air-Conditioning (HVAC)	$4,103.49	$0.00	$0.00	$4,103.49
31	Earthwork	$6,891.20	$0.00	$0.00	$6,891.20
32	Exterior Improvements	$7,265.72	$0.00	$0.00	$7,265.72
	Total:	**$141,374.65**	**$0.00**	**$0.00**	**$141,374.65**

Line Count: 36 **Proposal Total: $141,374.65**

Total Reflects Filtered Statuses: Added, Clarification Requested, Clarified, Confirmed Removal, Modified, No Change, OverRuled, Rejected, Removed, Retained, System Removal Acknowledged by Contractor, System Removal Acknowledged by Owner, System Removed

The Percentage of Non Pre-Priced on this Proposal: 0.0%

** Includes Price Changes due to Construction Task Catalog update*

Price Proposal Detail Report

By Division
Version: 2.0
Approved
Proposal Value: $141,374.65
Approved Date: March 18, 2026

Catalog: August 2025 - SDMTS, General Building and Facilities Construction Services

Job Order: MTSJOC441-03

Job Order Name: IAD Security and Sign Out Booth Replacement

Location: IAD 100 16th St. San Diego, CA 92101

Contractor: ABC General Inc.
Contract Number: PWG441.0-25
Contract Name: JOC General Building and Facilities Construction Services

---

01 General Requirements — $68,222.42

Record #	CSI Number	Description	Type	Quantity	Unit Price	UOM	Factor	Line Total
1	012220000010	Electrician		64.00	$101.62	HR	0.8500	$5,528.13

Accepted

History: 1.1 Added,1.2 Modified,1.3 Modified,2.0 Accepted

Includes Labor Yes **Includes Equipment No** **Includes Materials No**

Owner Comments: *V:1.2-Disconnect and hookup should take one day each for both shacks.*

Contractor Comments: *V:1.3-Yes one day to disconnect (16hrs) but install is more as we need to upgrade (32hrs) existing to code and then the one day to hook up new units (16hrs).*

There is always two men onsite.

There is also no other electrical line items.

User Note: To disconnect and hook up new booths

Item Note: For tasks not included in the Construction Task Catalog® and as directed by owner only.

Total: $5,528.13

Division 01 General Requirements Total: $5,528.13

Record #	CSI Number	Description	Type	Quantity	Unit Price	UOM	Factor	Line Total
2	012220000027	Laborer		32.00	$99.91	HR	0.8500	$2,717.55

Accepted

History: 1.1 Added,1.2 Accepted,1.3 Accepted,2.0 Accepted

Includes Labor Yes **Includes Equipment No** **Includes Materials No**

User Note: removal of existing shacks
4 men x 1 day

Item Note: For tasks not included in the Construction Task Catalog® and as directed by owner only.

Total: $2,717.55

Division 01 General Requirements Total: $2,717.55

Record #	CSI Number	Description	Type	Quantity	Unit Price	UOM	Factor	Line Total
3	012220000027	Laborer		64.00	$99.91	HR	0.8500	$5,435.10

Accepted

History: 1.1 Added,1.2 Accepted,1.3 Accepted,2.0 Accepted

Includes Labor Yes **Includes Equipment No** **Includes Materials No**

User Note: 1 day to off load shacks from shipping company per shack
4 men

Item Note: For tasks not included in the Construction Task Catalog® and as directed by owner only.

Total: $5,435.10

Division 01 General Requirements Total: $5,435.10

** Includes Price Changes due to Construction Task Catalog update*

Price Proposal Detail Report

By Division
Version: 2.0
Approved
Proposal Value: $141,374.65
Approved Date: March 18, 2026

Catalog: August 2025 - SDMTS, General Building and Facilities Construction Services

Job Order: MTSJOC441-03

Job Order Name: IAD Security and Sign Out Booth Replacement

Location: IAD 100 16th St. San Diego, CA 92101

Contractor: ABC General Inc.
Contract Number: PWG441.0-25
Contract Name: JOC General Building and Facilities Construction Services

Record #	CSI Number	Description	Type	Quantity	Unit Price	UOM	Factor	Line Total
4	012220000027	Laborer		128.00	$99.91	HR	0.8500	$10,870.21

Accepted *History: 1.1 Added,1.2 Accepted,1.3 Accepted,2.0 Accepted*

Includes Labor Yes **Includes Equipment No** **Includes Materials No**

User Note: set new shacks
4 men 4 days

Item Note: For tasks not included in the Construction Task Catalog® and as directed by owner only.

Total:	**$10,870.21**
Division 01 General Requirements Total:	**$10,870.21**

Record #	CSI Number	Description	Type	Quantity	Unit Price	UOM	Factor	Line Total
5	012223000288	3,200 To 3,500 Lb. Capacity, 78" Wide, Tracked Skid-Steer Loader With Full-Time Operator		3.00	$1,799.12	DAY	0.8500	$4,587.76

Accepted *History: 1.1 Added,1.2 Accepted,1.3 Accepted,2.0 Accepted*

Includes Labor Yes **Includes Equipment No** **Includes Materials Yes**

User Note: Demo and make ready for new slabs

Total:	**$4,587.76**
Division 01 General Requirements Total:	**$4,587.76**

Record #	CSI Number	Description	Type	Quantity	Unit Price	UOM	Factor	Line Total
6	012223000291	Hydraulic Hammer Attachment For Skid-Steer Loaders		3.00	$321.94	DAY	0.8500	$820.95

Accepted *History: 1.1 Added,1.2 Accepted,1.3 Accepted,2.0 Accepted*

Includes Labor No **Includes Equipment No** **Includes Materials Yes**

Total:	**$820.95**
Division 01 General Requirements Total:	**$820.95**

** Includes Price Changes due to Construction Task Catalog update*

Price Proposal Detail Report

By Division
Version: 2.0
Approved
Proposal Value: $141,374.65
Approved Date: March 18, 2026

Catalog: August 2025 - SDMTS, General Building and Facilities Construction Services

Job Order: MTSJOC441-03

Job Order Name: IAD Security and Sign Out Booth Replacement

Location: IAD 100 16th St. San Diego, CA 92101

Contractor: ABC General Inc.
Contract Number: PWG441.0-25
Contract Name: JOC General Building and Facilities Construction Services

Record #	CSI Number	Description	Type	Quantity	Unit Price	UOM	Factor	Line Total
7	012223001029	10,000 Lb. Capacity, Telescopic Boom, Hi-Reach, Rough Terrain Construction Forklift With Full-Time Operator		4.00	$1,733.17	DAY	0.8500	$5,892.78
Accepted		***History: 1.1 Added,1.2 Accepted,1.3 Accepted,2.0 Accepted***						

Includes Labor Yes **Includes Equipment No** **Includes Materials Yes**

User Note: 1 day to remove old shack
1 day to off load each (2 days)
1 day to set

Total: $5,892.78

Division 01 General Requirements Total: $5,892.78

Record #	CSI Number	Description	Type	Quantity	Unit Price	UOM	Factor	Line Total
8	012223001385	3 Ton Capacity, 12' To 16' Bed, 4 x 2 Flat Bed Truck With Full-Time Truck Driver		2.00	$1,104.34	WK	0.8500	$1,877.38
Accepted		***History: 1.1 Added,1.2 Accepted,1.3 Accepted,2.0 Accepted***						

Includes Labor No **Includes Equipment No** **Includes Materials Yes**

User Note: daily tool truck with generator etc.
no labor

Total: $1,877.38

Division 01 General Requirements Total: $1,877.38

Record #	CSI Number	Description	Type	Quantity	Unit Price	UOM	Factor	Line Total
9	012223001420	18 CY Rear Dump Truck With Full-Time Truck Driver		4.00	$2,245.96	DAY	0.8500	$7,636.26
Accepted		***History: 1.1 Added,1.2 Accepted,1.3 Accepted,2.0 Accepted***						

Includes Labor Yes **Includes Equipment No** **Includes Materials Yes**

User Note: demo of old shacks = 2
demo of Asphalt and base = 2

Total: $7,636.26

Division 01 General Requirements Total: $7,636.26

** Includes Price Changes due to Construction Task Catalog update*

Price Proposal Detail Report

By Division
Version: 2.0
Approved
Proposal Value: $141,374.65
Approved Date: March 18, 2026

Catalog: August 2025 - SDMTS, General Building and Facilities Construction Services

Job Order: MTSJOC441-03

Job Order Name: IAD Security and Sign Out Booth Replacement

Location: IAD 100 16th St. San Diego, CA 92101

Contractor: ABC General Inc.
Contract Number: PWG441.0-25
Contract Name: JOC General Building and Facilities Construction Services

Record #	CSI Number	Description	Type	Quantity	Unit Price	UOM	Factor	Line Total
10	012223001464	500 To 600 Gallon Water Trailer With Pump		3.00	$164.74	DAY	0.8500	$420.09

Accepted

History: 1.1 Added,1.2 Accepted,1.3 Accepted,2.0 Accepted

Includes Labor No **Includes Equipment No** **Includes Materials Yes**

Total: $420.09

Division 01 General Requirements Total: $420.09

Record #	CSI Number	Description	Type	Quantity	Unit Price	UOM	Factor	Line Total
11	013529000003	Trucking Delivery Of 40' Shipping Container		1,782.00	$5.40	MI	0.8500	$8,179.38

Accepted

History: 1.1 Added,1.2 Accepted,1.3 Accepted,2.0 Accepted

Includes Labor No **Includes Equipment No** **Includes Materials Yes**

User Note: Delivery of shack on one trailer from
4133 Shoreline Drive
Earth City, MO 63045
= 1,782miles

Total: $8,179.38

Division 01 General Requirements Total: $8,179.38

Record #	CSI Number	Description	Type	Quantity	Unit Price	UOM	Factor	Line Total
12	015626000175	48" High With Posts At 8' On Center, Plastic Mesh Temporary Safety Fence		5,000.00	$2.01	LF	0.8500	$8,542.50

Accepted

History: 1.1 Added,1.2 Modified,1.3 Modified,2.0 Accepted

Includes Labor Yes **Includes Equipment Yes** **Includes Materials No**

Owner Comments: *V:1.2-Delineators can remain in place until work is complete.*

Contractor Comments: *V:1.3-There is no way the site is going to allow us to leave our barriers out/up after we leave. We will have to take them down and put back up daiy.*

User Note: 500LF set up each day we are on site and taken down at end of day for bus access
500x10 days (2 weeks) No material included as it is same stuff set up daily

Total: $8,542.50

Division 01 General Requirements Total: $8,542.50

** Includes Price Changes due to Construction Task Catalog update*

Price Proposal Detail Report

By Division
Version: 2.0
Approved
Proposal Value: $141,374.65
Approved Date: March 18, 2026

Catalog: August 2025 - SDMTS, General Building and Facilities Construction Services

Job Order: MTSJOC441-03

Job Order Name: IAD Security and Sign Out Booth Replacement

Location: IAD 100 16th St. San Diego, CA 92101

Contractor: ABC General Inc.
Contract Number: PWG441.0-25
Contract Name: JOC General Building and Facilities Construction Services

Record #	CSI Number	Description	Type	Quantity	Unit Price	UOM	Factor	Line Total
13	017113000002	First 25 Miles, Equipment Delivery, Pickup, Mobilization And Demobilization Using A Rollback Flatbed Truck		5.00	$452.85	EA	0.8500	$1,924.61

Accepted ***History: 1.1 Added,1.2 Accepted,1.3 Accepted,2.0 Accepted***

Includes Labor Yes **Includes Equipment Yes** **Includes Materials No**

User Note: 1 day bobcat
1 day forklift removal
1 day forklift unload from shipper x 2
1 day forklift install

Item Note: Includes loading, tie-down of equipment, delivery of equipment, off loading on site, rigging, dismantling, loading for return and transporting away. For equipment such as trenchers, skid-steer loaders (bobcats), industrial warehouse forklifts, sweepers, scissor platform lifts, telescoping and articulating boom man lifts with up to 40' boom lengths, etc.

Total:	**$1,924.61**
Division 01 General Requirements Total:	**$1,924.61**

Record #	CSI Number	Description	Type	Quantity	Unit Price	UOM	Factor	Line Total
14	017123160019	Survey Clear Area For Underground Utilities		0.10	$7,071.47	ACR	0.8500	$601.07

Accepted ***History: 1.1 Added,1.2 Accepted,1.3 Accepted,2.0 Accepted***

Includes Labor Yes **Includes Equipment Yes** **Includes Materials Yes**

Total:	**$601.07**
Division 01 General Requirements Total:	**$601.07**

Record #	CSI Number	Description	Type	Quantity	Unit Price	UOM	Factor	Line Total
15	017136000004	>1 To 4 Hours On Site, Electromagnetic (SIR/GPR) Survey, Earth, Concrete, Masonry Or Asphalt		1.00	$1,742.85	EA	0.8500	$1,481.42

Accepted ***History: 1.1 Added,1.2 Removed,1.3 Retained,2.0 Accepted***

Includes Labor No **Includes Equipment No** **Includes Materials Yes**

Owner Comments: *V:1.2-Redundant with 017123 16-0019, please choose one*

Contractor Comments: *V:1.3-Not redundant. We also do CPL as none of the private MTS utilities come up during our mark outs.*

User Note: CPL for unknown utilities

Total:	**$1,481.42**
Division 01 General Requirements Total:	**$1,481.42**

** Includes Price Changes due to Construction Task Catalog update*

Price Proposal Detail Report

By Division
Version: 2.0
Approved
Proposal Value: $141,374.65
Approved Date: March 18, 2026

Catalog: August 2025 - SDMTS, General Building and Facilities Construction Services

Job Order: MTSJOC441-03

Job Order Name: IAD Security and Sign Out Booth Replacement

Location: IAD 100 16th St. San Diego, CA 92101

Contractor: ABC General Inc.
Contract Number: PWG441.0-25
Contract Name: JOC General Building and Facilities Construction Services

Record #	CSI Number	Description	Type	Quantity	Unit Price	UOM	Factor	Line Total
16	017419000021	Rampless Concrete Washout Bin		1.00	$558.82	MO	0.8500	$475.00
Accepted		***History: 1.1 Added,1.2 Accepted,1.3 Accepted,2.0 Accepted***						

Includes Labor No **Includes Equipment No** **Includes Materials Yes**

Item Note: Includes delivery.

Total:	**$475.00**
Division 01 General Requirements Total:	**$475.00**

Record #	CSI Number	Description	Type	Quantity	Unit Price	UOM	Factor	Line Total
17	017419000029	General Refuse		8.00	$181.21	TON	0.8500	$1,232.23
Accepted		***History: 1.1 Added,1.2 Accepted,1.3 Accepted,2.0 Accepted***						

Includes Labor No **Includes Equipment No** **Includes Materials Yes**

User Note: Dump Fess for Shacks, Asphalt and dirt demo'd

Total:	**$1,232.23**
Division 01 General Requirements Total:	**$1,232.23**

02 Existing Conditions **$1,737.19**

Record #	CSI Number	Description	Type	Quantity	Unit Price	UOM	Factor	Line Total
18	024119130058	Saw Cut Minimum Set-up Charge, One Per Project		1.00	$1,173.35	EA	0.8500	$997.35
Accepted		***History: 1.1 Added,1.2 Accepted,1.3 Accepted,2.0 Accepted***						

Includes Labor Yes **Includes Equipment Yes** **Includes Materials Yes**

Item Note: For projects where the total saw cutting charge is less than the minimum charge, use this task exclusively. This task should not be used in conjunction with any other tasks in this section.

Total:	**$997.35**
Division 02 Existing Conditions Total:	**$997.35**

** Includes Price Changes due to Construction Task Catalog update*

Price Proposal Detail Report

By Division
Version: 2.0
Approved
Proposal Value: $141,374.65
Approved Date: March 18, 2026

Catalog: August 2025 - SDMTS, General Building and Facilities Construction Services

Job Order: MTSJOC441-03

Job Order Name: IAD Security and Sign Out Booth Replacement

Location: IAD 100 16th St. San Diego, CA 92101

Contractor: ABC General Inc.
Contract Number: PWG441.0-25
Contract Name: JOC General Building and Facilities Construction Services

Record #	CSI Number	Description	Type	Quantity	Unit Price	UOM	Factor	Line Total
19	024119130283	3/4" Diameter Drilling In Concrete Per Inch Of Depth		256.00	$3.40	IN	0.8500	$739.84

Accepted ***History: 1.1 Added,1.2 Accepted,1.3 Accepted,2.0 Accepted***

Includes Labor Yes **Includes Equipment Yes** **Includes Materials Yes**

User Note: Drilling new concrete for new anchors, 16 each shack at 8" each

Total: $739.84

Division 02 Existing Conditions Total: $739.84

03 Concrete **$8,252.58**

Record #	CSI Number	Description	Type	Quantity	Unit Price	UOM	Factor	Line Total
20	033113000092	Delivery Fee For Small Concrete Purchases (Short Load) Per CY For Each CY Less Than 9 CY		5.00	$27.00	CY	0.8500	$114.75

Accepted ***History: 1.1 Added,1.2 Accepted,1.3 Accepted,2.0 Accepted***

Includes Labor No **Includes Equipment No** **Includes Materials Yes**

Item Note: The task quantity is 9 minus the number of CY's delivered. For example, the delivery fee for 2CY's is: (9-2) = 7.

Total: $114.75

Division 03 Concrete Total: $114.75

Record #	CSI Number	Description	Type	Quantity	Unit Price	UOM	Factor	Line Total
21	033113000097	6" Equipment Pad With Rebar Assembly		240.00	$33.63	SF	0.8500	$6,860.52

Accepted ***History: 1.1 Added,1.2 Modified,1.3 Modified,2.0 Accepted***

Includes Labor Yes **Includes Equipment Yes** **Includes Materials Yes**

Owner Comments: *V:1.2-New slabs are 8x10 each*

Contractor Comments: *V:1.3-We are not pouring 2 independent slabs, if we do MTS will have portion in-between to maintain. Als, we increase the slab each way to ensure drainage around the slab/shack.*

User Note: New Slab
Estimated 12x20

Total: $6,860.52

Division 03 Concrete Total: $6,860.52

** Includes Price Changes due to Construction Task Catalog update*

Price Proposal Detail Report

By Division
Version: 2.0
Approved
Proposal Value: $141,374.65
Approved Date: March 18, 2026

Catalog: August 2025 - SDMTS, General Building and Facilities Construction Services

Job Order: MTSJOC441-03

Job Order Name: IAD Security and Sign Out Booth Replacement

Location: IAD 100 16th St. San Diego, CA 92101

Contractor: ABC General Inc.
Contract Number: PWG441.0-25
Contract Name: JOC General Building and Facilities Construction Services

Record #	CSI Number	Description	Type	Quantity	Unit Price	UOM	Factor	Line Total
22	033716000010	35 CY/HR, 66 HP Trailer Mounted Concrete Pump		8.00	$187.84	HR	0.8500	$1,277.31
Accepted		***History: 1.1 Added,1.2 Accepted,1.3 Accepted,2.0 Accepted***						

Includes Labor Yes **Includes Equipment Yes** **Includes Materials Yes**

User Note: New Slab

Item Note: Includes hoses

Total:	**$1,277.31**
Division 03 Concrete Total:	**$1,277.31**

06 Wood, Plastics, and Composites **$353.06**

Record #	CSI Number	Description	Type	Quantity	Unit Price	UOM	Factor	Line Total
23	060523000263	Sill Anchor Embedded In Concrete		32.00	$12.98	EA	0.8500	$353.06
Accepted		***History: 1.1 Added,1.2 Accepted,1.3 Accepted,2.0 Accepted***						

Includes Labor Yes **Includes Equipment Yes** **Includes Materials Yes**

User Note: 16 anchors each

Total:	**$353.06**
Division 06 Wood, Plastics, and Composites Total:	**$353.06**

13 Special Construction **$44,548.99**

Record #	CSI Number	Description	Type	Quantity	Unit Price	UOM	Factor	Line Total
24	133423130004	50 SF To 79 SF Prefabricated Signal, Communication Or Electrical Building		156.00	$317.32	SF	0.8500	$42,076.63
Accepted		***History: 1.1 Added,1.2 Accepted,1.3 Accepted,2.0 Accepted***						

Includes Labor Yes **Includes Equipment Yes** **Includes Materials Yes**

User Note: 2 - "Porta King" DURALUMINUM BUILDING Model 9676 per submittal (78SF each)

Total:	**$42,076.63**
Division 13 Special Construction Total:	**$42,076.63**

** Includes Price Changes due to Construction Task Catalog update*

Price Proposal Detail Report

By Division
Version: 2.0
Approved
Proposal Value: $141,374.65
Approved Date: March 18, 2026

Catalog: August 2025 - SDMTS, General Building and Facilities Construction Services

Job Order: MTSJOC441-03

Job Order Name: IAD Security and Sign Out Booth Replacement

Location: IAD 100 16th St. San Diego, CA 92101

Contractor: ABC General Inc.
Contract Number: PWG441.0-25
Contract Name: JOC General Building and Facilities Construction Services

Record #	CSI Number	Description	Type	Quantity	Unit Price	UOM	Factor	Line Total
25	133423130010	Add Per Additional Exterior Door With Frame And Hardware		2.00	$1,047.29	EA	0.8500	$1,780.39

Accepted

History: 1.1 Added,1.2 Accepted,1.3 Accepted,2.0 Accepted

Includes Labor No **Includes Equipment No** **Includes Materials Yes**

User Note: 1 additional door each

Total: $1,780.39

Division 13 Special Construction Total: $1,780.39

Record #	CSI Number	Description	Type	Quantity	Unit Price	UOM	Factor	Line Total
26	133423130062	Connection Straps To Anchor		32.00	$25.44	EA	0.8500	$691.97

Accepted

History: 1.1 Added,1.2 Clarification Requested,1.3 Clarified,2.0 Accepted

Includes Labor Yes **Includes Equipment Yes** **Includes Materials No**

Owner Comments: *V:1.2-Can you please provide product data on this and/or clarify how it'll be used in conjunction with the sill anchors?*

Contractor Comments: *V:1.3-the anchor is embedded in the concrete, theses are on the building to attached to the anchor.*

User Note: 16 each

Item Note: Includes straps per each anchor See CSI section 13 34 23 13 0030 for anchors.

Total: $691.97

Division 13 Special Construction Total: $691.97

23 Heating, Ventilating, and Air-Conditioning (HVAC) $4,103.49

Record #	CSI Number	Description	Type	Quantity	Unit Price	UOM	Factor	Line Total
27	238116000021	12,000 BTU, 12.2 EER, 230/208 Volt, Cooling Only, Window Unit, Room Air-Conditioner (Friedrich SS12N30C)		2.00	$2,413.82	EA	0.8500	$4,103.49

Accepted

History: 1.3 Added,2.0 Accepted

Includes Labor Yes **Includes Equipment Yes** **Includes Materials Yes**

Contractor Comments: *V:1.3-Change to a window unit. We don't have a submittal on the exact unit to be installed yet though.*

User Note: Units come with: 230V, 12,000C / 10,600H BTU Thru Wall HVAC w/ White

Total: $4,103.49

Division 23 Heating, Ventilating, and Air-Conditioning (HVAC) Total: $4,103.49

31 Earthwork $6,891.20

** Includes Price Changes due to Construction Task Catalog update*

Price Proposal Detail Report

By Division
Version: 2.0
Approved
Proposal Value: $141,374.65
Approved Date: March 18, 2026

Catalog: August 2025 - SDMTS, General Building and Facilities Construction Services

Job Order: MTSJOC441-03

Job Order Name: IAD Security and Sign Out Booth Replacement

Location: IAD 100 16th St. San Diego, CA 92101

Contractor: ABC General Inc.
Contract Number: PWG441.0-25
Contract Name: JOC General Building and Facilities Construction Services

Record #	CSI Number	Description	Type	Quantity	Unit Price	UOM	Factor	Line Total
28	312316360009	Excavation For Building Foundations And Other Structures By Hand in Soil		28.00	$151.01	CY	0.8500	$3,594.04

Accepted

History: 1.1 Added,1.2 Clarification Requested,1.3 Clarified,2.0 Accepted

Includes Labor Yes **Includes Equipment Yes** **Includes Materials No**

Owner Comments: *V:1.2-Please show how you calculated 28 CY.*

Contractor Comments: *V:1.3-28CY = We figured 2 (14CY) loads for the existing buildings, asphalt and soil. Area removed is 39SY*

Total:	**$3,594.04**
Division 31 Earthwork Total:	**$3,594.04**

Record #	CSI Number	Description	Type	Quantity	Unit Price	UOM	Factor	Line Total
29	312316360009	For Excavation In Heavy/Wet Material (Class C), Add **MOD: 0013**		28.00	$60.40	CY	0.8500	$1,437.52

Accepted

History: 1.1 Added,1.2 Clarification Requested,1.3 Clarified,2.0 Accepted

Includes Labor Yes **Includes Equipment Yes** **Includes Materials No**

Total:	**$1,437.52**
Division 31 Earthwork Total:	**$1,437.52**

Record #	CSI Number	Description	Type	Quantity	Unit Price	UOM	Factor	Line Total
30	312316360022	Compaction Of Fill Or Subbase For Building Foundations and Other Structures by Hand		28.00	$47.31	CY	0.8500	$1,125.98

Accepted

History: 1.1 Added,1.2 Accepted,1.3 Accepted,2.0 Accepted

Includes Labor Yes **Includes Equipment Yes** **Includes Materials No**

Total:	**$1,125.98**
Division 31 Earthwork Total:	**$1,125.98**

** Includes Price Changes due to Construction Task Catalog update*

Price Proposal Detail Report

By Division
Version: 2.0
Approved
Proposal Value: $141,374.65
Approved Date: March 18, 2026

Catalog: August 2025 - SDMTS, General Building and Facilities Construction Services

Job Order: MTSJOC441-03

Job Order Name: IAD Security and Sign Out Booth Replacement

Location: IAD 100 16th St. San Diego, CA 92101

Contractor: ABC General Inc.
Contract Number: PWG441.0-25
Contract Name: JOC General Building and Facilities Construction Services

Record #	CSI Number	Description	Type	Quantity	Unit Price	UOM	Factor	Line Total
31	312316360026	Finish Grading For Building Foundations And Other Structures by Hand		39.00	$13.99	SY	0.8500	$463.77

Accepted

History: 1.1 Added,1.2 Clarification Requested,1.3 Clarified,2.0 Accepted

Includes Labor Yes **Includes Equipment Yes** **Includes Materials No**

Owner Comments: *V:1.2-Please show how you calculated 28 CY.*

Contractor Comments: *V:1.3-This is SY not CY.*
We are removing more asphalt than just the Concrete area.

Total:	**$463.77**
Division 31 Earthwork Total:	**$463.77**

Record #	CSI Number	Description	Type	Quantity	Unit Price	UOM	Factor	Line Total
32	312316360028	Load Excess Material For Removal From Excavation For Building Foundations and Other Structures by Machine		28.00	$6.48	CY	0.8500	$154.22

Accepted

History: 1.1 Added,1.2 Clarification Requested,1.3 Clarified,2.0 Accepted

Includes Labor Yes **Includes Equipment Yes** **Includes Materials No**

Owner Comments: *V:1.2-Please show how you calculated 28 CY.*

Contractor Comments: *V:1.3-28CY = We figured 2 (14CY) loads for the existing buildings, asphalt and soil*

Total:	**$154.22**
Division 31 Earthwork Total:	**$154.22**

Record #	CSI Number	Description	Type	Quantity	Unit Price	UOM	Factor	Line Total
33	312316360028	For >20 To 50, Add **MOD: 0027**		28.00	$4.86	CY	0.8500	$115.67

Accepted

History: 1.1 Added,1.2 Clarification Requested,1.3 Clarified,2.0 Accepted

Includes Labor Yes **Includes Equipment Yes** **Includes Materials No**

Total:	**$115.67**
Division 31 Earthwork Total:	**$115.67**

32 Exterior Improvements **$7,265.72**

** Includes Price Changes due to Construction Task Catalog update*

Price Proposal Detail Report

By Division
Version: 2.0
Approved
Proposal Value: $141,374.65
Approved Date: March 18, 2026

Catalog: August 2025 - SDMTS, General Building and Facilities Construction Services

Job Order: MTSJOC441-03

Job Order Name: IAD Security and Sign Out Booth Replacement

Location: IAD 100 16th St. San Diego, CA 92101

Contractor: ABC General Inc.
Contract Number: PWG441.0-25
Contract Name: JOC General Building and Facilities Construction Services

Record #	CSI Number	Description	Type	Quantity	Unit Price	UOM	Factor	Line Total
34	320116710009	>6" To 12" Depth, Limited Cold Milling Of Asphalt		39.00	$52.71	SY	0.8500	$1,747.34

Accepted ***History: 1.1 Added,1.2 Accepted,1.3 Accepted,2.0 Accepted***

Includes Labor Yes **Includes Equipment Yes** **Includes Materials No**

User Note: AC removal, estimated 15x23

Total: $1,747.34

Division 32 Exterior Improvements Total: $1,747.34

Record #	CSI Number	Description	Type	Quantity	Unit Price	UOM	Factor	Line Total
35	320117630022	Asphalt Placement For Small Repair Areas, Hot Mix Modified, Up To 3 Tons		2.00	$2,488.99	EA	0.8500	$4,231.28

Accepted ***History: 1.1 Added,1.2 Accepted,1.3 Accepted,2.0 Accepted***

Includes Labor Yes **Includes Equipment Yes** **Includes Materials Yes**

User Note: Repairs around the concrete slab for the 2 shacks

Item Note: For small areas of existing asphalt is removed to allow work such as trenching across or in a road, excavating a drainage structure, uncovering a utility line, etc.

Total: $4,231.28

Division 32 Exterior Improvements Total: $4,231.28

Record #	CSI Number	Description	Type	Quantity	Unit Price	UOM	Factor	Line Total
36	321116160003	Class II Graded Crushed Aggregate Roadway Base Course		14.00	$108.16	CY	0.8500	$1,287.10

Accepted ***History: 1.1 Added,1.2 Clarification Requested,1.3 Clarified,2.0 Accepted***

Includes Labor Yes **Includes Equipment Yes** **Includes Materials Yes**

Owner Comments: *V:1.2-Please show how 14CY was calculated.*

Contractor Comments: *V:1.3-39SY @12" = 14CY*

User Note: Under new Concrete

Total: $1,287.10

Division 32 Exterior Improvements Total: $1,287.10

Proposal Total: $141,374.65

Div **The Percentage of Non Pre-Priced on this Proposal: 0.0%**

** Includes Price Changes due to Construction Task Catalog update*

EXHIBIT C
(Subcontractor Listing)

San Diego Metropolitan Transit System
1255 Imperial Ave
San Diego, CA 92101

Subcontractor Report

Date: 3/24/2026

Job Order Contracting

Contract #: PWG441.0-25

Job Order #: MTSJOC441-03

Job Order Title: IAD Security and Sign Out Booth Replacement

Job Order Value: $141,374.65

Location: IAD

Contractor: ABC General Inc.

Subcontractors: C.E. CRIST INC

Swift Electric

Subcontractor Name	License Number	Describe Nature of Work (Trade)	Certifications	Subcontractor Total	Participation %
C.E. CRIST INC 11213 El Nopal, Lakeside, CA 92040	532947	New Concrete	No Certification	$15,000.00	10.61%
Swift Electric 12515 Woodside Ave #906, Lakeside, CA 92040	915171	Electrician	No Certification	$4,056.75	2.87%

Summary

Certification Name	Value	% Subcontracted
No Certification	$19,056.75	13.48%
Total	**$19,056.75**	**13.48%**

Metropolitan Transit System

Agenda Item No. 11

MEETING OF THE SAN DIEGO METROPOLITAN TRANSIT SYSTEM
BOARD OF DIRECTORS

April 16, 2026

SUBJECT:

A and C Building Heating, Ventilation, and Air Conditioning (HVAC) Replacement – Work Order Agreement

RECOMMENDATION:

That the San Diego Metropolitan Transit System (MTS) Board of Directors authorize the Chief Executive Officer (CEO) to execute Work Order No. MTSJOC441-04 under MTS Doc. PWG441.0-25 (in substantially the same format as Attachment A), with ABC General Contractor, Inc. (ABCGC), in the amount of $208,130.66 for the replacement and needed addition of HVAC for the MTS Trolley Facilities Buildings A and C.

Budget Impact

The total cost of this contract is estimated to be $208,130.66. Under separate MTS Doc No. L1282.0-16, with The Gordian Group, MTS will pay a 1.76% JOC software license fee in the amount of $3,663.10. The project will be funded by the Capital Improvement Program (CIP) 2008121901 – San Diego Trolley, Inc. (SDTI) HVAC Replacement.

DISCUSSION:

Trolley Building A has three (3) packaged HVAC units providing climate control over different areas of the building. These three (3) units were installed from 2013 through 2014 and are no longer in a state of good repair. Building C currently has insufficient climate control for rooms used for radio storage and communications by Transit Security. As part of ongoing maintenance of MTS Facilities, this project consists of the removal, disposal, replacement, and startup of the three (3) packaged HVAC units with new electrical disconnects and connections to existing ductwork. In Building C, the project will be installed and start up a new mini-split system with the needed power supply for the rooms currently needing climate control.

Today's proposed action would issue a work order to ABCGC under their JOC Building and Facilities Construction Services master agreement. ABCGC and its subcontractor Comfort Mechanical, a Small Business (SB), will provide all materials, labor, and equipment for the Central Control HVAC Replacements. Pricing for this repair work order was reviewed and determined to be fair and reasonable. Work is expected to be completed within forty-five (45) days of issuance of the notice to proceed.

JOC is a procurement method under which public agencies may accomplish frequently encountered repairs, maintenance, and construction projects through a single, competitively procured long-term agreement.

The JOC program includes a catalogue of pricing for a variety of potential tasks to be performed under the contract that has been pre-priced by the contractor, the Gordian Group. All potential contractors are subject to pricing within this catalogue. Each contractor then includes an adjustment factor, escalating their proposed price from the catalogue price, to determine the total cost of the task order. The adjustment factor represents an average percentage increase over the catalogue price (i.e., 1.25 adjustment factor represents 25% above the catalogue price) for that respective task within the project. In order to select the lowest responsive and responsible bidder, MTS staff compares each contractor's proposed adjustment factor.

On September 24, 2025, MTS issued an Invitation for Bids (IFB) seeking a contractor to provide JOC building and facilities construction services that primarily consist of repair, remodeling, or other repetitive work, and general building and facility contracting services. These services include, but are not limited to, demolition, maintenance, and modification of existing buildings and facilities, as well as any required incidental professional and technical services.

Five (5) bids were received, and MTS determined that ABCGC was the lowest responsive and responsible bidder. On December 18, 2025 (Agenda Item (AI) 7), the MTS Board authorized the CEO to execute MTS Doc. No. PWG441.0-25 with ABCGC for General Building Construction Services. Today's work order will be issued under this master agreement.

ABCGC will utilize the following subcontractors for this project:

Subcontractor Name	Subcontractor Certification	Subcontractor Amount
Comfort Mechanical	None	$133,057.00
Swift Electric	None	$10,908.00

This work order is not subject to the Project Labor Agreement (PLA) approved under board Policy No. 66 because it is a work order under $1,000,000.00.

Therefore, staff recommends that the MTS Board of Directors authorize the CEO to execute Work Order MTSJOC441-04 under MTS Doc. No. PWG441.0-25 (in substantially the same format as Attachment A), with ABCGC, in the amount of $208,130.66 for the replacement and needed addition of HVAC for the MTS Trolley Facilities Buildings A and C.

/s/ Sharon Cooney
Sharon Cooney
Chief Executive Officer

Key Staff Contact: Julia Tuer, 619.557.4515, Julia.Tuer@sdmts.com

Attachment: A. Draft Work Order MTSJOC441-04

Metropolitan Transit System

JOB ORDER CONTRACT
WORK ORDER

PWG441.0-25
CONTRACT NUMBER

MTSJOC441-04
WORK ORDER NUMBER

THIS AGREEMENT is entered into this _____ day of _____ 2026, in the state of California by and between San Diego Metropolitan Transit System ("MTS"), a California public agency, and the following, hereinafter referred to as "Contractor":

Name: ABC General Construction, Inc.

Address: 1941 Friendship Drive, Ste F
El Cajon, CA 92020

Form of Business: Corporation
(Corporation, partnership, sole proprietor, etc.)

Telephone: 619-937-1010

Authorized person to sign contracts: Travis Brozowski (Name) CEO (Title)

Pursuant to the existing Job Order Contract (MTS Doc. No. PWG441.0-25), MTS issues a Work Order to Contractor to complete the detailed Scope of Work (attached as Exhibit A.), the Cost Breakdown for the Scope of Work (attached as Exhibit B.), and the subcontractor listing form applicable to this Work Order (attached as Exhibit C.)

TOTAL PAYMENTS TO CONTRACTOR SHALL NOT EXCEED $208,130.66

SAN DIEGO METROPOLITAN TRANSIT SYSTEM	ABC GENERAL CONTRACTOR, INC.
By: _____ Sharon Cooney, Chief Executive Officer	Firm: _____
Approved as to form:	By: _____ Signature
By: _____ Karen Landers, General Counsel	Title: _____

EXHIBIT A
(Scope of Work)

San Diego Metropolitan Transit System
1255 Imperial Ave
San Diego, California 92101

Final Scope of Work

Date: 3/24/2026

Job Order Contracting

To: Travis Brozowski
ABC General Inc.
3120 National Ave
San Diego, CA 92113
(619) 239-3428
travis@abcgeneralinc.com

From: David Urbaez
San Diego Metropolitan Transit System
1255 Imperial Ave
San Diego, CA 92101
(619) 557-4576
David.Urbaez@sdmts.com

Contract Number: PWG441.0-25

Job Order Number: MTSJOC441-04

Job Order Title: A & C Building HVAC Replacement

Location: Building A
12 S. 13th Street
San Diego, CA 92101

Brief Scope of Work:

The following items detail the scope of work as discussed at the site. All requirements necessary to accomplish the items set forth below shall be considered part of this scope of work.

SECTION 1 GENERAL

The A and C Building HVAC Replacement project generally consists of the removal and replacement of three packaged heat pumps in Trolley Building A and the addition of a mini-split system to service two rooms in the Security offices of Trolley Building C.

All work is to occur at the Trolley Building A located at 12 S. 13th Street, San Diego 92101 and Trolley Building C located at 1535 Newton Ave, San Diego, CA 92113. Work is to occur during normal working hours approximately 7:00AM-4:00PM.

SECTION 2 STAGING

Contractor is to keep and store all materials within a predesignated laydown area. Size and location of the laydown area is to be coordinated with the MTS Project Manager. All property stored onsite is the responsibility of the contractor and MTS shall not be held liable for any and all equipment, material, tools, etc. All deliveries to the site shall be coordinated through the MTS Project Manager.

SECTION 3 TEMP FACILITIES

The contractor may use adjacent MTS toilet facilities throughout the duration of the project. Contractor may use convenience outlets if available onsite for minor temp power used in relation to the construction. All other needs for construction water are the responsibility of the contractor.

SECTION 4 SAFETY

Due to the 24-hour nature of Trolley operations inside and around Buildings A and C, diligent caution must be taken during the undertaking of this work. MTS Roadway Worker Protection Training is required for all workers and supervision. Flagging is required when work and equipment fouls the MTS Right of Way.

SECTION 5 WASTE

The contractor is responsible for legally disposing of any and all waste in relation to the work. The contractor shall not use any MTS receptacles to dispose of material generated during the performance of this contract. Contractor is responsible for general cleanup at the end of each work day.

SECTION 6 SUBMITTALS

Submittals must have a suitable transmittal cover page, be numbered and have a clear title. Prior to material procurement, the contractor shall provide the following submittals for MTS Project Manager review and approval for all components applicable to the work involved in the base and alternate contract.

- Product Data for all units and related accessories
- Maintenance Data
- Warranty Data
- Work Plans
- Construction Schedule
- Pick Plans for each lift

SECTION 7 MSDS

Upon award Contractors shall provide PDFs of material safety data sheets (MSDS) with each submittal, for chemicals that MTS employees may be exposed to. The Contractor shall ensure all available MSDS' are provided to MTS and kept up to date throughout the duration of the contract.

SECTION 8 BUILDING A HVAC

There are two (2) 7.5-ton and one (1) 15-ton packaged heat pumps manufactured by Trane and installed in 2013 that are beyond their useful life. Contractor shall:

1. Remove and replace each of the existing package units in kind at existing locations ensuring compatibility with existing platforms.
    i. Disconnect ductwork and save for re-use.
    ii. Fabricate and install new flex connectors for each of the units and adjust existing ductwork as needed.

   iii. Seal new ductwork as needed.
   iv. Provide connections to existing condensate drain lines.
   v. Perform startup and commissioning per manufacturer requirements.
2. Before any removal, perform an electrical disconnect and lock-out-tag-out for each unit. New units can utilize existing power supply.
   i. Provide new wiring and conduit to the disconnect and unit from existing connection point to be confirmed with MTS Project Manager.
   ii. Provide new ½" thermostat wiring and conduit.
   iii. All exterior conduit and disconnects must by 3R rated.
3. Provide necessary equipment to perform the removal and installation of the three (3) units.

Contractor shall complete all onsite work for Building A within 30 days of issuance of Notice to Proceed.

SECTION 9 BUILDING C HVAC

Two rooms in the Transit Security offices in Building C for storing radios and communication equipment currently have insufficient climate control. Contractor shall:

1. Provide a new mini split system with one (1) head for each of the two (2) rooms.
   i. Rooftop condenser to sit on appropriately sized Dura-Block supports.
   ii. Provide and install line-set and control wire from fan coils to condenser.
   iii. Provide wall mounted thermostats.
   iv. Tie in condensate pumps and copper drain lines to existing roof drainage.
   v. Perform nitrogen and pressure tests of line-sets and startup and commissioning per manufacturer requirements.
2. Provide a power supply and new disconnects to the new rooftop condenser from an existing Building C electrical panel to be confirmed with MTS Project Manager. Electrical conduit to be surface mounted from the wall to the roof penetration.
3. Provide cranes and any other equipment necessary for rooftop installation.
4. Perform roof penetrations and subsequent patching as needed for installation

Contractor shall complete all onsite work for Building C within 15 days following completion of Building A HVAC.

All job orders include the labor, equipment, and material costs for a complete and in-place installation, unless otherwise noted.

EXHIBIT B
(Cost Breakdown)

Price Proposal Detail Report

By Division
Version: 3.0
Approved
Proposal Value: $208,130.66
Approved Date: March 18, 2026

Catalog: August 2025 - SDMTS, General Building and Facilities Construction Services

Job Order: MTSJOC441-04

Job Order Name: A & C Building HVAC Replacement

Location: Building A 12 S. 13th Street San Diego, CA 92101

Contractor: ABC General Inc.
Contract Number: PWG441.0-25
Contract Name: JOC General Building and Facilities Construction Services

Division		Install Total	NPP Total	Demo Total	Division Total
01	General Requirements	$51,092.72	$0.00	$0.00	$51,092.72
02	Existing Conditions	$198.74	$0.00	$0.00	$198.74
07	Thermal And Moisture Protection	$1,069.95	$0.00	$0.00	$1,069.95
13	Special Construction	$2,535.52	$0.00	$0.00	$2,535.52
22	Plumbing	$2,568.77	$0.00	$901.48	$3,470.25
23	Heating, Ventilating, and Air-Conditioning (HVAC)	$137,781.12	$0.00	$139.84	$137,920.96
26	Electrical	$9,957.30	$0.00	$1,126.65	$11,083.95
34	Transportation	$758.57	$0.00	$0.00	$758.57
	Total:	**$205,962.69**	**$0.00**	**$2,167.97**	**$208,130.66**

Line Count: 44 **Proposal Total: $208,130.66**

Total Reflects Filtered Statuses: Added, Clarification Requested, Clarified, Confirmed Removal, Modified, No Change, OverRuled, Rejected, Removed, Retained, System Removal Acknowledged by Contractor, System Removal Acknowledged by Owner, System Removed

The Percentage of Non Pre-Priced on this Proposal: 0.0%

** Includes Price Changes due to Construction Task Catalog update*

Price Proposal Detail Report

By Division
Version: 3.0
Approved
Proposal Value: $208,130.66
Approved Date: March 18, 2026

Catalog: August 2025 - SDMTS, General Building and Facilities Construction Services

Job Order: MTSJOC441-04

Job Order Name: A & C Building HVAC Replacement

Location: Building A 12 S. 13th Street San Diego, CA 92101

Contractor: ABC General Inc.
Contract Number: PWG441.0-25
Contract Name: JOC General Building and Facilities Construction Services

---

01 General Requirements **$51,092.72**

Record #	CSI Number	Description	Type	Quantity	Unit Price	UOM	Factor	Line Total
1	012220000043	Sheet Metal Worker		48.00	$117.40	HR	0.8500	$4,789.92

Accepted ***History: 1.1 Added,1.2 Accepted,1.3 Accepted,2.0 Accepted,2.1 Accepted,3.0 Accepted***

Includes Labor Yes **Includes Equipment No** **Includes Materials No**

User Note: Building A
Labor time to adjust existing ductwork as needed to take new duct work from units, 2 men 1 day per unit

Item Note: For tasks not included in the Construction Task Catalog® and as directed by owner only.

Total: $4,789.92

Division 01 General Requirements Total: $4,789.92

Record #	CSI Number	Description	Type	Quantity	Unit Price	UOM	Factor	Line Total
2	012220000043	Sheet Metal Worker		96.00	$117.40	HR	0.8500	$9,579.84

Accepted ***History: 1.1 Added,1.2 Accepted,1.3 Accepted,2.0 Accepted,2.1 Accepted,3.0 Accepted***

Includes Labor Yes **Includes Equipment No** **Includes Materials No**

User Note: Building A
Provide labor to connect to existing ductwork
(2 men per unit x 2 days each unit x 3 units)

Item Note: For tasks not included in the Construction Task Catalog® and as directed by owner only.

Total: $9,579.84

Division 01 General Requirements Total: $9,579.84

** Includes Price Changes due to Construction Task Catalog update*

Price Proposal Detail Report

By Division
Version: 3.0
Approved
Proposal Value: $208,130.66
Approved Date: March 18, 2026

Catalog: August 2025 - SDMTS, General Building and Facilities Construction Services

Job Order: MTSJOC441-04

Job Order Name: A & C Building HVAC Replacement

Location: Building A 12 S. 13th Street San Diego, CA 92101

Contractor: ABC General Inc.
Contract Number: PWG441.0-25
Contract Name: JOC General Building and Facilities Construction Services

Record #	CSI Number	Description	Type	Quantity	Unit Price	UOM	Factor	Line Total
3	012220000071	HVAC/Electrical Techanician		48.00	$165.38	HR	0.8500	$6,747.50

Accepted

History: 1.1 Added,1.2 Accepted,1.3 Accepted,2.0 Accepted,2.1 Accepted,3.0 Accepted

Includes Labor Yes **Includes Equipment No** **Includes Materials No**

User Note: Building A
Safe off and disconnect all 3 units
2 men, 1 day each unit, not consecutive = 48

Item Note: For tasks not included in the Construction Task Catalog® and as directed by owner only.

Total: $6,747.50

Division 01 General Requirements Total: $6,747.50

Record #	CSI Number	Description	Type	Quantity	Unit Price	UOM	Factor	Line Total
4	012220000071	HVAC/Electrical Techanician		48.00	$165.38	HR	0.8500	$6,747.50

Accepted

History: 1.1 Added,1.2 Accepted,1.3 Accepted,2.0 Accepted,2.1 Accepted,3.0 Accepted

Includes Labor Yes **Includes Equipment No** **Includes Materials No**

User Note: Building A
Electrician to connect each of the 3 units after HVAC Installation
2 men, 1 day each unit, not consecutive = 48

Item Note: For tasks not included in the Construction Task Catalog® and as directed by owner only.

Total: $6,747.50

Division 01 General Requirements Total: $6,747.50

Record #	CSI Number	Description	Type	Quantity	Unit Price	UOM	Factor	Line Total
5	012220000088	Flagperson For Traffic Control		24.00	$99.91	HR	0.8500	$2,038.16

Accepted

History: 1.1 Added,1.2 Accepted,1.3 Accepted,2.0 Accepted,2.1 Accepted,3.0 Accepted

Includes Labor Yes **Includes Equipment No** **Includes Materials No**

User Note: Building A
ground guide for forking lift units offsite to trailer then news one through site, 3 days, not consecutive

Total: $2,038.16

Division 01 General Requirements Total: $2,038.16

** Includes Price Changes due to Construction Task Catalog update*

Price Proposal Detail Report

By Division
Version: 3.0
Approved
Proposal Value: $208,130.66
Approved Date: March 18, 2026

Catalog: August 2025 - SDMTS, General Building and Facilities Construction Services

Job Order: MTSJOC441-04

Job Order Name: A & C Building HVAC Replacement

Location: Building A 12 S. 13th Street San Diego, CA 92101

Contractor: ABC General Inc.
Contract Number: PWG441.0-25
Contract Name: JOC General Building and Facilities Construction Services

Record #	CSI Number	Description	Type	Quantity	Unit Price	UOM	Factor	Line Total
6	012223000061	30' Electric, Scissor Platform Lift		4.00	$338.54	DAY	0.8500	$1,151.04

Accepted

History: 1.1 Added,1.2 Accepted,1.3 Accepted,2.0 Accepted,2.1 Accepted,3.0 Accepted

Includes Labor No **Includes Equipment No** **Includes Materials Yes**

User Note: Building B
Under roof access for line set

Total: $1,151.04

Division 01 General Requirements Total: $1,151.04

Record #	CSI Number	Description	Type	Quantity	Unit Price	UOM	Factor	Line Total
7	012223001029	10,000 Lb. Capacity, Telescopic Boom, Hi-Reach, Rough Terrain Construction Forklift With Full-Time Operator		3.00	$1,733.17	DAY	0.8500	$4,419.58

Accepted

History: 1.1 Added,1.2 Accepted,1.3 Accepted,2.0 Accepted,2.1 Accepted,3.0 Accepted

Includes Labor Yes **Includes Equipment No** **Includes Materials Yes**

User Note: Building A
Fork lift to remove existing and set New
3 units 3 days, not consecutive.

Total: $4,419.58

Division 01 General Requirements Total: $4,419.58

Record #	CSI Number	Description	Type	Quantity	Unit Price	UOM	Factor	Line Total
8	012223001385	3 Ton Capacity, 12' To 16' Bed, 4 x 2 Flat Bed Truck With Full-Time Truck Driver		3.00	$4,729.63	WK	0.8500	$12,060.56

Accepted

History: 1.1 Added,1.2 Removed,1.3 Retained,2.0 Accepted,2.1 Accepted,3.0 Accepted

Includes Labor Yes **Includes Equipment No** **Includes Materials Yes**

Owner Comments: *V:1.2-Tool truck is included in factor*

Contractor Comments: *V:1.3-This is used as we have to move on and off each day. There is no laydown space for us to put up a controlled laydown area*

User Note: Building A
Onsite Tool truck (daily), 1 week per unit

Total: $12,060.56

Division 01 General Requirements Total: $12,060.56

** Includes Price Changes due to Construction Task Catalog update*

Price Proposal Detail Report

By Division
Version: 3.0
Approved
Proposal Value: $208,130.66
Approved Date: March 18, 2026

Catalog: August 2025 - SDMTS, General Building and Facilities Construction Services

Job Order: MTSJOC441-04

Job Order Name: A & C Building HVAC Replacement

Location: Building A 12 S. 13th Street San Diego, CA 92101

Contractor: ABC General Inc.
Contract Number: PWG441.0-25
Contract Name: JOC General Building and Facilities Construction Services

Record #	CSI Number	Description	Type	Quantity	Unit Price	UOM	Factor	Line Total
9	012223001385	For Equipment Without Operator, Deduct **MOD: 0032**		3.00	-$3,625.29	WK	0.8500	-$9,244.49
Accepted		***History: 1.1 Added,1.2 Removed,1.3 Retained,2.0 Accepted,2.1 Accepted,3.0 Accepted***						
		Includes Labor Yes	**Includes Equipment No**		**Includes Materials No**			

Total:	**-$9,244.49**
Division 01 General Requirements Total:	**-$9,244.49**

Record #	CSI Number	Description	Type	Quantity	Unit Price	UOM	Factor	Line Total
10	012223001385	3 Ton Capacity, 12' To 16' Bed, 4 x 2 Flat Bed Truck With Full-Time Truck Driver		1.00	$4,729.63	WK	0.8500	$4,020.19
Accepted		***History: 1.1 Added,1.2 Removed,1.3 Retained,2.0 Accepted,2.1 Accepted,3.0 Accepted***						
		Includes Labor Yes	**Includes Equipment No**		**Includes Materials Yes**			
		Owner Comments: *V:1.2-Tool truck is included in factor*						
		Contractor Comments: *V:1.3-This is used as we have to move on and off each day. There is no laydown space for us to put up a controlled laydown area*						
		User Note: Building C Onsite tool truck						

Total:	**$4,020.19**
Division 01 General Requirements Total:	**$4,020.19**

Record #	CSI Number	Description	Type	Quantity	Unit Price	UOM	Factor	Line Total
11	012223001385	For Equipment Without Operator, Deduct **MOD: 0032**		1.00	-$3,625.29	WK	0.8500	-$3,081.50
Accepted		***History: 1.1 Added,1.2 Removed,1.3 Retained,2.0 Accepted,2.1 Accepted,3.0 Accepted***						
		Includes Labor Yes	**Includes Equipment No**		**Includes Materials No**			

Total:	**-$3,081.50**
Division 01 General Requirements Total:	**-$3,081.50**

** Includes Price Changes due to Construction Task Catalog update*

Price Proposal Detail Report

By Division
Version: 3.0
Approved
Proposal Value: $208,130.66
Approved Date: March 18, 2026

Catalog: August 2025 - SDMTS, General Building and Facilities Construction Services

Job Order: MTSJOC441-04

Job Order Name: A & C Building HVAC Replacement

Location: Building A 12 S. 13th Street San Diego, CA 92101

Contractor: ABC General Inc.
Contract Number: PWG441.0-25
Contract Name: JOC General Building and Facilities Construction Services

Record #	CSI Number	Description	Type	Quantity	Unit Price	UOM	Factor	Line Total
12	012223001417	12 To 14 CY Rear Dump Truck With Full-Time Truck Driver		3.00	$2,107.69	DAY	0.8500	$5,374.61

Accepted

History: 1.1 Added,1.2 Accepted,1.3 Accepted,2.0 Accepted,2.1 Accepted,3.0 Accepted

Includes Labor Yes **Includes Equipment No** **Includes Materials Yes**

User Note: Building A
Site containment and haul off of demo units and ancillary items, 1 day per unit, not Consecutive.

Total:	**$5,374.61**
Division 01 General Requirements Total:	**$5,374.61**

Record #	CSI Number	Description	Type	Quantity	Unit Price	UOM	Factor	Line Total
13	012223001417	For Equipment Without Operator, Deduct **MOD: 0032**		3.00	-$725.06	DAY	0.8500	-$1,848.90

Accepted

History: 1.1 Added,1.2 Accepted,1.3 Accepted,2.0 Accepted,2.1 Accepted,3.0 Accepted

Includes Labor Yes **Includes Equipment No** **Includes Materials No**

Total:	**-$1,848.90**
Division 01 General Requirements Total:	**-$1,848.90**

Record #	CSI Number	Description	Type	Quantity	Unit Price	UOM	Factor	Line Total
14	017113000004	First 25 Miles, Equipment Delivery, Pickup, Mobilization And Demobilization Using A Tractor Trailer With Up To 53' Bed		3.00	$1,473.23	EA	0.8500	$3,756.74

Accepted

History: 1.1 Added,1.2 Accepted,1.3 Accepted,2.0 Accepted,2.1 Accepted,3.0 Accepted

Includes Labor Yes **Includes Equipment Yes** **Includes Materials No**

User Note: Building A
Fork lift deliveries, 1 time for each unit

Item Note: Includes loading, tie-down of equipment, delivery of equipment, off loading on site, rigging, dismantling, loading for return and transporting away. For equipment such as bulldozers, motor scrapers, hydraulic excavators, gradalls, road graders, loader-backhoes, heavy-duty construction loaders, tractors, pavers, rollers, bridge finishers, straight mast construction forklifts, telescoping boom rough terrain construction forklifts, telescoping and articulating boom man lifts with >40' boom lengths, etc.

Total:	**$3,756.74**
Division 01 General Requirements Total:	**$3,756.74**

** Includes Price Changes due to Construction Task Catalog update*

Price Proposal Detail Report

By Division
Version: 3.0
Approved
Proposal Value: $208,130.66
Approved Date: March 18, 2026

Catalog: August 2025 - SDMTS, General Building and Facilities Construction Services

Job Order: MTSJOC441-04

Job Order Name: A & C Building HVAC Replacement

Location: Building A 12 S. 13th Street San Diego, CA 92101

Contractor: ABC General Inc.
Contract Number: PWG441.0-25
Contract Name: JOC General Building and Facilities Construction Services

Record #	CSI Number	Description	Type	Quantity	Unit Price	UOM	Factor	Line Total
15	017136000004	>1 To 4 Hours On Site, Electromagnetic (SIR/GPR) Survey, Earth, Concrete, Masonry Or Asphalt		1.00	$1,742.85	EA	0.8500	$1,481.42

Accepted

History: 1.1 Added,1.2 Accepted,1.3 Accepted,2.0 Accepted,2.1 Accepted,3.0 Accepted

Includes Labor No **Includes Equipment No** **Includes Materials Yes**

User Note: Building C
For roof penetration

Total: $1,481.42

Division 01 General Requirements Total: $1,481.42

Record #	CSI Number	Description	Type	Quantity	Unit Price	UOM	Factor	Line Total
16	017413000003	Collect Existing Debris And Load Into Truck Or Dumpster		15.00	$29.56	CY	0.8500	$376.89

Accepted

History: 1.1 Added,1.2 Accepted,1.3 Accepted,2.0 Accepted,2.1 Accepted,3.0 Accepted

Includes Labor Yes **Includes Equipment Yes** **Includes Materials No**

User Note: Building A
3 Units (Estimated)

Item Note: Per CY of debris removed.

Total: $376.89

Division 01 General Requirements Total: $376.89

Record #	CSI Number	Description	Type	Quantity	Unit Price	UOM	Factor	Line Total
17	017419000029	General Refuse		15.00	$181.21	TON	0.8500	$2,310.43

Accepted

History: 1.1 Added,1.2 Removed,1.3 Retained,2.0 Accepted,2.1 Accepted,3.0 Accepted

Includes Labor No **Includes Equipment No** **Includes Materials Yes**

Owner Comments: *V:1.2-Redundant with 01 74 19 00-0039, please choose one only*

Contractor Comments: *V:1.3-Not redundant, 1 is hauling and the other is the disposal costs.*

User Note: Building A
Disposal of removed units and debris

Total: $2,310.43

Division 01 General Requirements Total: $2,310.43

** Includes Price Changes due to Construction Task Catalog update*

Price Proposal Detail Report

By Division
Version: 3.0
Approved
Proposal Value: $208,130.66
Approved Date: March 18, 2026

Catalog: August 2025 - SDMTS, General Building and Facilities Construction Services

Job Order: MTSJOC441-04

Job Order Name: A & C Building HVAC Replacement

Location: Building A 12 S. 13th Street San Diego, CA 92101

Contractor: ABC General Inc.
Contract Number: PWG441.0-25
Contract Name: JOC General Building and Facilities Construction Services

Record #	CSI Number	Description	Type	Quantity	Unit Price	UOM	Factor	Line Total
18	017419000039	Hauling With 10 To 12 CY Dump Truck, Up To 15 Miles		3.00	$162.05	EA	0.8500	$413.23

Accepted

History: 1.1 Added,1.2 Modified,1.3 Accepted,2.0 Accepted,2.1 Accepted,3.0 Accepted

Includes Labor Yes **Includes Equipment Yes** **Includes Materials No**

Owner Comments: *V:1.2-If each unit requires a 13CY haul then it should be 3 hauls*

Contractor Comments: *V:1.3-Agree with determination*

User Note: Building A
3 -13CY loads estimated (3x13)

Item Note: Each first 15 miles per trip

Total:	**$413.23**
Division 01 General Requirements Total:	**$413.23**

02 Existing Conditions **$198.74**

Record #	CSI Number	Description	Type	Quantity	Unit Price	UOM	Factor	Line Total
19	024116130023	Sorting Of Material Debris For Recycling Prior To Hauling Off		11.00	$11.06	CCF	0.8500	$103.41

Accepted

History: 1.1 Added,1.2 Accepted,1.3 Accepted,2.0 Accepted,2.1 Accepted,3.0 Accepted

Includes Labor Yes **Includes Equipment Yes** **Includes Materials No**

User Note: Building A
39CY = 11CCF

Total:	**$103.41**
Division 02 Existing Conditions Total:	**$103.41**

Record #	CSI Number	Description	Type	Quantity	Unit Price	UOM	Factor	Line Total
20	024119130180	Drill 4" Diameter Core In >6" To 8" Brick/Concrete Block		1.00	$112.15	EA	0.8500	$95.33

Accepted

History: 1.1 Added,1.2 Accepted,1.3 Accepted,2.0 Accepted,2.1 Accepted,3.0 Accepted

Includes Labor Yes **Includes Equipment Yes** **Includes Materials Yes**

User Note: Building C
Roof penetration

Total:	**$95.33**
Division 02 Existing Conditions Total:	**$95.33**

07 Thermal And Moisture Protection **$1,069.95**

** Includes Price Changes due to Construction Task Catalog update*

Price Proposal Detail Report

By Division
Version: 3.0
Approved
Proposal Value: $208,130.66
Approved Date: March 18, 2026

Catalog: August 2025 - SDMTS, General Building and Facilities Construction Services

Job Order: MTSJOC441-04

Job Order Name: A & C Building HVAC Replacement

Location: Building A 12 S. 13th Street San Diego, CA 92101

Contractor: ABC General Inc.
Contract Number: PWG441.0-25
Contract Name: JOC General Building and Facilities Construction Services

Record #	CSI Number	Description	Type	Quantity	Unit Price	UOM	Factor	Line Total
21	070513000002	Up To 1 SQ, Mobilization Of Crew For Small Quantity Of Roof Work		1.00	$1,258.77	EA	0.8500	$1,069.95
Accepted		***History: 1.1 Added,1.2 Accepted,1.3 Accepted,2.0 Accepted,2.1 Accepted,3.0 Accepted***						

Includes Labor Yes **Includes Equipment Yes** **Includes Materials No**

User Note: Building C
Roof penetration

Total: **$1,069.95**

Division 07 Thermal And Moisture Protection Total: **$1,069.95**

13 Special Construction — $2,535.52

Record #	CSI Number	Description	Type	Quantity	Unit Price	UOM	Factor	Line Total
22	134853000002	4-Bolt Deck Anchor Connection For Seismic Brace		18.00	$165.72	EA	0.8500	$2,535.52
Accepted		***History: 1.1 Added,1.2 Accepted,1.3 Accepted,2.0 Accepted,2.1 Accepted,3.0 Accepted***						

Includes Labor Yes **Includes Equipment Yes** **Includes Materials Yes**

User Note: Building A
New units anchors, 6 per unit x 3 units

Item Note: Includes drilling into concrete, bolts, anchor plate, seismic bracket attached with bolt, nut and washer.

Total: **$2,535.52**

Division 13 Special Construction Total: **$2,535.52**

22 Plumbing — $3,470.25

Record #	CSI Number	Description	Type	Quantity	Unit Price	UOM	Factor	Line Total
23	221116000444	3/4" Diameter, Soft Drawn Type K Copper Tube		120.00	$16.30	LF	0.8500	$1,662.60
Accepted		***History: 1.1 Added,1.2 Accepted,1.3 Accepted,2.0 Accepted,2.1 Accepted,3.0 Accepted***	**Demo:**	120.00	$3.11	LF	0.8500	$317.22

Includes Labor Yes **Includes Equipment Yes** **Includes Materials Yes**

User Note: Building A
New condensate Lines for each units, estimated at 40LF each

Total: **$1,979.82**

Division 22 Plumbing Total: **$1,979.82**

** Includes Price Changes due to Construction Task Catalog update*

Price Proposal Detail Report

By Division
Version: 3.0
Approved
Proposal Value: $208,130.66
Approved Date: March 18, 2026

Catalog: August 2025 - SDMTS, General Building and Facilities Construction Services

Job Order: MTSJOC441-04

Job Order Name: A & C Building HVAC Replacement

Location: Building A 12 S. 13th Street San Diego, CA 92101

Contractor: ABC General Inc.
Contract Number: PWG441.0-25
Contract Name: JOC General Building and Facilities Construction Services

Record #	CSI Number	Description	Type	Quantity	Unit Price	UOM	Factor	Line Total
24	221116000456	3/4" Diameter, 90 Degree Copper Elbow		6.00	$51.38	EA	0.8500	$262.04
Accepted		*History: 1.1 Added,1.2 Accepted,1.3 Accepted,2.0 Accepted,2.1 Accepted,3.0 Accepted*	Demo:	6.00	$32.87	EA	0.8500	$167.64

Includes Labor Yes **Includes Equipment Yes** **Includes Materials Yes**

User Note: Building A
New condensate Lines for each units, estimated at 40LF each

Total: $429.68

Division 22 Plumbing Total: $429.68

Record #	CSI Number	Description	Type	Quantity	Unit Price	UOM	Factor	Line Total
25	221116000528	3/4" Diameter, Copper Coupling		18.00	$42.10	EA	0.8500	$644.13
Accepted		*History: 1.1 Added,1.2 Accepted,1.3 Accepted,2.0 Accepted,2.1 Accepted,3.0 Accepted*	Demo:	18.00	$27.23	EA	0.8500	$416.62

Includes Labor Yes **Includes Equipment Yes** **Includes Materials Yes**

User Note: Building A
New condensate Lines for each units, estimated at 40LF each

Total: $1,060.75

Division 22 Plumbing Total: $1,060.75

23 Heating, Ventilating, and Air-Conditioning (HVAC) $137,920.96

Record #	CSI Number	Description	Type	Quantity	Unit Price	UOM	Factor	Line Total
26	230160710003	Recovery And Recharging Of Refrigerant		120.00	$23.80	LB	0.8500	$2,427.60
Accepted		*History: 1.1 Added,1.2 Modified,1.3 Accepted,2.0 Accepted,2.1 Accepted,3.0 Accepted*						

Includes Labor Yes **Includes Equipment Yes** **Includes Materials No**

Owner Comments: *V:1.2-2-4 lbs of refrigerant per ton of cooling capacity (4 lbs * (15 ton + 7.5 ton + 7.5 ton) = 120lbs*

Contractor Comments: *V:1.3-Estimated*

User Note: Building A
Recover and recycle all existing refrigerant.
Estimated 300lbs per unit

Item Note: Includes cleaning refrigerant gas prior to recharging.

Total: $2,427.60

Division 23 Heating, Ventilating, and Air-Conditioning (HVAC) Total: $2,427.60

** Includes Price Changes due to Construction Task Catalog update*

Price Proposal Detail Report

By Division
Version: 3.0
Approved
Proposal Value: $208,130.66
Approved Date: March 18, 2026

Catalog: August 2025 - SDMTS, General Building and Facilities Construction Services

Job Order: MTSJOC441-04

Job Order Name: A & C Building HVAC Replacement

Location: Building A 12 S. 13th Street San Diego, CA 92101

Contractor: ABC General Inc.
Contract Number: PWG441.0-25
Contract Name: JOC General Building and Facilities Construction Services

Record #	CSI Number	Description	Type	Quantity	Unit Price	UOM	Factor	Line Total
27	230593000011	Balancing Package A/C Unit		3.00	$331.70	EA	0.8500	$845.84
Accepted		***History: 1.1 Added,1.2 Accepted,1.3 Accepted,2.0 Accepted,2.1 Accepted,3.0 Accepted***						

Includes Labor Yes **Includes Equipment Yes** **Includes Materials No**

User Note: Building A
3 Units

Total: **$845.84**

Division 23 Heating, Ventilating, and Air-Conditioning (HVAC) Total: **$845.84**

Record #	CSI Number	Description	Type	Quantity	Unit Price	UOM	Factor	Line Total
28	230593000102	Up To 100', >1-1/2" To 4" Piping, Pneumatic Testing		3.00	$1,170.86	EA	0.8500	$2,985.69
Accepted		***History: 1.1 Added,1.2 Accepted,1.3 Accepted,2.0 Accepted,2.1 Accepted,3.0 Accepted***						

Includes Labor Yes **Includes Equipment Yes** **Includes Materials Yes**

User Note: Building A
3 Units
Item Note: Includes soaping joints.

Total: **$2,985.69**

Division 23 Heating, Ventilating, and Air-Conditioning (HVAC) Total: **$2,985.69**

Record #	CSI Number	Description	Type	Quantity	Unit Price	UOM	Factor	Line Total
29	230593000102	Up To 100', >1-1/2" To 4" Piping, Pneumatic Testing		1.00	$1,170.86	EA	0.8500	$995.23
Accepted		***History: 1.1 Added,1.2 Accepted,1.3 Accepted,2.0 Accepted,2.1 Accepted,3.0 Accepted***						

Includes Labor Yes **Includes Equipment Yes** **Includes Materials Yes**

User Note: Building C
1 Unit
Item Note: Includes soaping joints.

Total: **$995.23**

Division 23 Heating, Ventilating, and Air-Conditioning (HVAC) Total: **$995.23**

** Includes Price Changes due to Construction Task Catalog update*

Price Proposal Detail Report

By Division
Version: 3.0
Approved
Proposal Value: $208,130.66
Approved Date: March 18, 2026

Catalog: August 2025 - SDMTS, General Building and Facilities Construction Services

Job Order: MTSJOC441-04

Job Order Name: A & C Building HVAC Replacement

Location: Building A 12 S. 13th Street San Diego, CA 92101

Contractor: ABC General Inc.
Contract Number: PWG441.0-25
Contract Name: JOC General Building and Facilities Construction Services

Record #	CSI Number	Description	Type	Quantity	Unit Price	UOM	Factor	Line Total
30	230923530087	With Display, Interior Wall Mounted, Standalone Controller For Heat Pumps, Fan Coil Units And Other Packaged HVAC Equipment (Automated Logic RC642D)		1.00	$1,933.79	EA	0.8500	$1,643.72
Accepted		***History: 1.1 Added,1.2 Accepted,1.3 Accepted,2.0 Accepted,2.1 Accepted,3.0 Accepted***	**Demo:**	1.00	$164.52	EA	0.8500	$139.84

Includes Labor Yes **Includes Equipment Yes** **Includes Materials Yes**

User Note: Building A
New Thermostat (Only one Unit needs this)

Total: $1,783.56

Division 23 Heating, Ventilating, and Air-Conditioning (HVAC) Total: $1,783.56

Record #	CSI Number	Description	Type	Quantity	Unit Price	UOM	Factor	Line Total
31	233113230003	Galvanized Steel Welded Duct		300.00	$25.03	LB	0.8500	$6,382.65
Accepted		***History: 1.1 Added,1.2 Accepted,1.3 Modified,2.0 Accepted,2.1 Accepted,3.0 Accepted***						

Includes Labor Yes **Includes Equipment Yes** **Includes Materials Yes**

Contractor Comments: *V:1.3-This was left at 0 on first submittal to stay under ROM number*

User Note: Building A
3 Units attaching to existing building (Estimated 100lbs each)

Total: $6,382.65

Division 23 Heating, Ventilating, and Air-Conditioning (HVAC) Total: $6,382.65

Record #	CSI Number	Description	Type	Quantity	Unit Price	UOM	Factor	Line Total
32	237416130066	8 Ton, Air-Cooled Packaged Rooftop Units (AAON RNA-008)		2.00	$28,623.94	EA	0.8500	$48,660.70
Accepted		***History: 1.3 Added,2.0 Accepted,2.1 Accepted,3.0 Accepted***						

Includes Labor Yes **Includes Equipment Yes** **Includes Materials Yes**

Contractor Comments: *V:1.3-Building A Trane Units 7.5 Tons*
Please review Submittal

User Note: Building A Trane Units 7.5 Tons, 2 Units
Please review Submittal

Total: $48,660.70

Division 23 Heating, Ventilating, and Air-Conditioning (HVAC) Total: $48,660.70

** Includes Price Changes due to Construction Task Catalog update*

Price Proposal Detail Report

By Division
Version: 3.0
Approved
Proposal Value: $208,130.66
Approved Date: March 18, 2026

Catalog: August 2025 - SDMTS, General Building and Facilities Construction Services

Job Order: MTSJOC441-04

Job Order Name: A & C Building HVAC Replacement

Location: Building A 12 S. 13th Street San Diego, CA 92101

Contractor: ABC General Inc.
Contract Number: PWG441.0-25
Contract Name: JOC General Building and Facilities Construction Services

Record #	CSI Number	Description	Type	Quantity	Unit Price	UOM	Factor	Line Total
33	237416130066	For Factory Installed And Wired Dry Bulb Economizer, Add **MOD: 0514**		2.00	$1,707.38	EA	0.8500	$2,902.55

Accepted

History: 1.3 Added,2.0 Accepted,2.1 Accepted,3.0 Accepted

Includes Labor No **Includes Equipment No** **Includes Materials Yes**

Total: $2,902.55

Division 23 Heating, Ventilating, and Air-Conditioning (HVAC) Total: $2,902.55

Record #	CSI Number	Description	Type	Quantity	Unit Price	UOM	Factor	Line Total
34	237416130072	15 Ton, Air-Cooled Packaged Rooftop Units (AAON RNB-015)		1.00	$38,681.49	EA	0.8500	$32,879.27

Accepted

History: 1.3 Added,2.0 Accepted,2.1 Accepted,3.0 Accepted

Includes Labor Yes **Includes Equipment Yes** **Includes Materials Yes**

Contractor Comments: *V:1.3-Building A Trane Unit 15 Tons*
Please review Submittal

User Note: Building A Trane Unit 15 Tons
Please review Submittal

Total: $32,879.27

Division 23 Heating, Ventilating, and Air-Conditioning (HVAC) Total: $32,879.27

Record #	CSI Number	Description	Type	Quantity	Unit Price	UOM	Factor	Line Total
35	238123130004	2 Ton Packaged Computer Room Air Conditioner, Ceiling Mounted, Split System		2.00	$21,158.68	EA	0.8500	$35,969.76

Accepted

History: 1.1 Added,1.2 Modified,1.3 Modified,2.0 Accepted,2.1 Accepted,3.0 Accepted

Includes Labor Yes **Includes Equipment Yes** **Includes Materials Yes**

Owner Comments: *V:1.2-Only 1 mini split*

Contractor Comments: *V:1.3-There will be two heads installed per SOW, this is the best fit line item in the CTC.*

User Note: Building C
2 heads spilt units

Total: $35,969.76

Division 23 Heating, Ventilating, and Air-Conditioning (HVAC) Total: $35,969.76

** Includes Price Changes due to Construction Task Catalog update*

Price Proposal Detail Report

By Division
Version: 3.0
Approved
Proposal Value: $208,130.66
Approved Date: March 18, 2026

Catalog: August 2025 - SDMTS, General Building and Facilities Construction Services

Job Order: MTSJOC441-04

Job Order Name: A & C Building HVAC Replacement

Location: Building A 12 S. 13th Street San Diego, CA 92101

Contractor: ABC General Inc.
Contract Number: PWG441.0-25
Contract Name: JOC General Building and Facilities Construction Services

Record #	CSI Number	Description	Type	Quantity	Unit Price	UOM	Factor	Line Total
36	238126130032	4" Line Set Cover, Rigid Polyvinyl Chloride (PVC) Line Set Covers		50.00	$18.26	LF	0.8500	$776.05
Accepted		***History: 1.1 Added,1.2 Accepted,1.3 Accepted,2.0 Accepted,2.1 Accepted,3.0 Accepted***						
			Includes Labor Yes	**Includes Equipment Yes**	**Includes Materials Yes**			
	User Note:	Building C Estimated conduit run						
							Total:	**$776.05**
							Division 23 Heating, Ventilating, and Air-Conditioning (HVAC) Total:	**$776.05**

Record #	CSI Number	Description	Type	Quantity	Unit Price	UOM	Factor	Line Total
37	238126130038	4" 90 Degree Elbow, Rigid Polyvinyl Chloride (PVC) Line Set Covers		8.00	$99.45	EA	0.8500	$676.26
Accepted		***History: 1.1 Added,1.2 Accepted,1.3 Accepted,2.0 Accepted,2.1 Accepted,3.0 Accepted***						
			Includes Labor Yes	**Includes Equipment Yes**	**Includes Materials Yes**			
	User Note:	Building C Estimated conduit run						
							Total:	**$676.26**
							Division 23 Heating, Ventilating, and Air-Conditioning (HVAC) Total:	**$676.26**

Record #	CSI Number	Description	Type	Quantity	Unit Price	UOM	Factor	Line Total
38	238126130041	4" 90 Degree Long Radius Elbow, Rigid Polyvinyl Chloride (PVC) Line Set Covers		8.00	$93.50	EA	0.8500	$635.80
Accepted		***History: 1.1 Added,1.2 Accepted,1.3 Accepted,2.0 Accepted,2.1 Accepted,3.0 Accepted***						
			Includes Labor Yes	**Includes Equipment Yes**	**Includes Materials Yes**			
	User Note:	Building C Estimated lineset run						
							Total:	**$635.80**
							Division 23 Heating, Ventilating, and Air-Conditioning (HVAC) Total:	**$635.80**
26 Electrical								**$11,083.95**

** Includes Price Changes due to Construction Task Catalog update*

Price Proposal Detail Report

By Division
Version: 3.0
Approved
Proposal Value: $208,130.66
Approved Date: March 18, 2026

Catalog: August 2025 - SDMTS, General Building and Facilities Construction Services

Job Order: MTSJOC441-04

Job Order Name: A & C Building HVAC Replacement

Location: Building A 12 S. 13th Street San Diego, CA 92101

Contractor: ABC General Inc.
Contract Number: PWG441.0-25
Contract Name: JOC General Building and Facilities Construction Services

Record #	CSI Number	Description	Type	Quantity	Unit Price	UOM	Factor	Line Total
39	260519160003	Pull String Installed To Remain In Place, In Existing Conduit		60.00	$0.33	LF	0.8500	$16.83
Accepted		***History: 1.1 Added,1.2 Accepted,1.3 Accepted,2.0 Accepted,2.1 Accepted,3.0 Accepted***						

Includes Labor Yes **Includes Equipment No** **Includes Materials Yes**

User Note: Building A
pull string for thermostat wire in ½" conduit.

Total: $16.83

Division 26 Electrical Total: $16.83

Record #	CSI Number	Description	Type	Quantity	Unit Price	UOM	Factor	Line Total
40	260519160264	#12 AWG, Type SFF-2, 600 Volt, Copper, Single Stranded Cable, Installed In Conduit		0.30	$2,360.44	MLF	0.8500	$601.91
Accepted		***History: 1.1 Added,1.2 Accepted,1.3 Accepted,2.0 Accepted,2.1 Accepted,3.0 Accepted***	**Demo:**	0.30	$450.02	MLF	0.8500	$114.76

Includes Labor Yes **Includes Equipment Yes** **Includes Materials Yes**

User Note: Building A
New wire to disconnect and unit from nearest existing connection point., estimated 50LF each unit x 2 runs = .3

Total: $716.67

Division 26 Electrical Total: $716.67

Record #	CSI Number	Description	Type	Quantity	Unit Price	UOM	Factor	Line Total
41	260533130596	1/2" Electrical Metallic Tubing (EMT) Conduit		60.00	$4.97	LF	0.8500	$253.47
Accepted		***History: 1.1 Added,1.2 Accepted,1.3 Accepted,2.0 Accepted,2.1 Accepted,3.0 Accepted***	**Demo:**	60.00	$1.69	LF	0.8500	$86.19

Includes Labor Yes **Includes Equipment Yes** **Includes Materials Yes**

User Note: Building A
New Conduit for new thermostat

Total: $339.66

Division 26 Electrical Total: $339.66

** Includes Price Changes due to Construction Task Catalog update*

Price Proposal Detail Report

By Division
Version: 3.0
Approved
Proposal Value: $208,130.66
Approved Date: March 18, 2026

Catalog: August 2025 - SDMTS, General Building and Facilities Construction Services

Job Order: MTSJOC441-04

Job Order Name: A & C Building HVAC Replacement

Location: Building A 12 S. 13th Street San Diego, CA 92101

Contractor: ABC General Inc.
Contract Number: PWG441.0-25
Contract Name: JOC General Building and Facilities Construction Services

Record #	CSI Number	Description	Type	Quantity	Unit Price	UOM	Factor	Line Total
42	260533130598	1" Electrical Metallic Tubing (EMT) Conduit		90.00	$7.12	LF	0.8500	$544.68
Accepted		***History: 1.1 Added,1.2 Accepted,1.3 Accepted,2.0 Accepted,2.1 Accepted,3.0 Accepted***	**Demo:**	90.00	$2.06	LF	0.8500	$157.59

Includes Labor Yes **Includes Equipment Yes** **Includes Materials Yes**

User Note: Building A
New conduit to disconnect and unit from nearest existing connection point for each of the 3 units, estimated 30LF each

Total: $702.27

Division 26 Electrical Total: $702.27

Record #	CSI Number	Description	Type	Quantity	Unit Price	UOM	Factor	Line Total
43	262816160558	60 Amperes, 240 Volt Class, 4 Pole, Non-Fusible, NEMA 3R Enclosure, Neutral Kit, Double Throw Safety Switch		3.00	$3,349.18	EA	0.8500	$8,540.41
Accepted		***History: 1.1 Added,1.2 Accepted,1.3 Accepted,2.0 Accepted,2.1 Accepted,3.0 Accepted***	**Demo:**	3.00	$301.22	EA	0.8500	$768.11

Includes Labor Yes **Includes Equipment Yes** **Includes Materials Yes**

User Note: Building A
New disconnects,1 for each new unit

Total: $9,308.52

Division 26 Electrical Total: $9,308.52

34 Transportation **$758.57**

Record #	CSI Number	Description	Type	Quantity	Unit Price	UOM	Factor	Line Total
44	340543000302	Drill Out 1" Diameter Fastener/Anchor In Concrete		18.00	$49.58	EA	0.8500	$758.57
Accepted		***History: 1.1 Added,1.2 Accepted,1.3 Accepted,2.0 Accepted,2.1 Accepted,3.0 Accepted***						

Includes Labor Yes **Includes Equipment Yes** **Includes Materials Yes**

User Note: Building A
Drill out existing units anchors, 6 per unit x 3 units

Total: $758.57

Division 34 Transportation Total: $758.57

Proposal Total: $208,130.66

Div **The Percentage of Non Pre-Priced on this Proposal: 0.0%**

** Includes Price Changes due to Construction Task Catalog update*

Price Proposal Detail Report

By Division
Version: 3.0
Approved
Proposal Value: $208,130.66
Approved Date: March 18, 2026

Catalog: August 2025 - SDMTS, General Building and Facilities Construction Services

Job Order: MTSJOC441-04

Job Order Name: A & C Building HVAC Replacement

Location: Building A 12 S. 13th Street San Diego, CA 92101

Contractor: ABC General Inc.
Contract Number: PWG441.0-25
Contract Name: JOC General Building and Facilities Construction Services

---

** Includes Price Changes due to Construction Task Catalog update*

EXHIBIT C
(Subcontractor Listing)

San Diego Metropolitan Transit System
1255 Imperial Ave
San Diego, CA 92101

Subcontractor Report

Date: 3/24/2026

Job Order Contracting

Contract #: PWG441.0-25

Job Order #: MTSJOC441-04

Job Order Title: A & C Building HVAC Replacement

Job Order Value: $208,130.66

Location: Building A

Contractor: ABC General Inc.

Subcontractors: Comfort Mechanical

Swift Electric

Subcontractor Name	License Number	Describe Nature of Work (Trade)	Certifications	Subcontractor Total	Participation %
Comfort Mechanical 10740 Kenney St, #404 Santee, CA 92071	695913	HVAC	No Certification	$133,057.00	63.93%
Swift Electric 12515 Woodside Ave #906, Lakeside, CA 92040	915171	Electrician	No Certification	$10,908.00	5.24%

Summary

Certification Name	Value	% Subcontracted
No Certification	$143,965.00	69.17%
Total	**$143,965.00**	**69.17%**

Metropolitan Transit System

Agenda Item No. 12

MEETING OF THE SAN DIEGO METROPOLITAN TRANSIT SYSTEM
BOARD OF DIRECTORS

April 16, 2026

SUBJECT:

Maintenance of Wayside (MOW) Signal and Track Inspection Cloud Software Solution – Contract Award

RECOMMENDATION:

That the San Diego Metropolitan Transit System (MTS) Board of Directors authorize the Chief Executive Officer (CEO) to:

1) Execute MTS Doc No. L1690.0-25 (in substantially the same format as Attachment A), with TekTracking LLC (TekTracking), to provide Signal and Track Inspection Cloud Software Solution in the amount of $2,480,001.07 for a three (3) year base period with (2) two 1-year options, for a total of five (5) years; and

2) Exercise the option years at the CEO's discretion.

Budget Impact

This contract will be funded by the Capital Improvement Program (CIP) 1007120101 - MOW Signal and Track Inspection Solution, and the Information Technology (IT) Operating Budget as shown below:

Budget	Totals
CIP – 1007120101	$570,757.75
IT Cost Center – 661010	$1,909,243.32
Totals	**$2,480,001.07**

The total cost of this contract is shown below:

Description	Estimated Services
Year 1	$937,743.55
Year 2	$366,985.80
Year 3	$385,335.00
Subtotal (Base Years)	**$1,690,064.35**
Year 4 (Option Year 1)	$385,335.00
Year 5 (Option Year 2)	$404,601.72
Subtotal (Option Years)	**$789,936.72**
Grand Total	**$2,480,001.07**

DISCUSSION:

The MOW department is seeking wayside maintenance software to help manage and comply with Federal Railroad Administration (FRA) regulations, specifically FRA CFR Part 213, Part 234, and Part 236. MOW conducts essential maintenance along rail lines to ensure safety and reliability for MTS riders. Currently, this maintenance relies heavily on paper forms, which are later manually entered into the MTS Enterprise Resource Planning/Enterprise Asset Management (ERP/EAM) system, a process that consumes substantial time and resources.

This paper-based workflow slows down and complicates MOW operations, lacks effective work order prioritization, creates repetitive waste, and increases the risk of manual errors in reporting. A software solution will address these issues by eliminating the paper process and improving maintenance efficiency by providing (thirty-one) 31 rugged tablets installed in MOW field maintenance trucks. These devices automatically update the MTS ERP/EAM system upon completion of maintenance tasks. Additional features include management tools such as work order prioritization, analytics on high-failure items, and identification of trouble spots along the tracks.

This solution will enable MTS to scale its operations, future-proof its processes, lower operational costs, and provide enhanced analytics to help MOW monitor real-time rail conditions and respond effectively.

On January 30, 2025, MTS issued a Request for Proposal (RFP) for a Signal and Track Inspection Cloud Software Solution. A total of four (4) proposals were received on the due date of May 16, 2025, from the following firms:

#	Proposer Name	Firm Certification
1	TekTracking	N/A
2	Railroad Software	N/A
3	Praedico Technologies USA Inc. (Praedico)	N/A
4	Vossloh Rail Services North America (Vossloh Rail)	N/A

All proposals were deemed responsive and responsible and were evaluated by a committee consisting of representatives from the Finance, IT, and MOW departments. The RFP evaluation process for this procurement consisted of 2 phases. During phase 1, evaluators examined the written proposals and conducted interviews with proposers. During phase 2, proposers meeting the competitive range were invited to participate in a 28-day on-site testing and objective evaluation period within MTS provided testing environments.

For phase 1 of 2, the proposals were scored based on the following evaluation criteria:

Evaluation Criteria	Total Possible Points
Qualifications of the Firm or Individual	20
Staffing, Organization, and Management Plan	20
Work Plan	35
Cost and Price	25
Total	**100**

The following table illustrates the initial scores and ranking of each firm:

Proposer Name	Technical Score	Cost Score	Total Score (Maximum 100)	Ranking
TekTracking LLC	64.80	9.75	74.55	2
Railroad Software	38.20	21.20	59.40	3
Praedico	61.40	25.00	86.40	1
Vossloh Rail	9.60	22.04	31.64	4

On July 23 and 24, 2025, Request for Revised Proposals No. 1 & Invitation for Presentations and Demonstration were sent to the two highest-ranked proposers after the evaluation panel's review. Both proposers were asked technical questions about the software solution and were asked to demonstrate, in a realistic and production-like environment, how their software meets the objectives outlined in this RFP.

On August 11, 2025, the selection panel met again to evaluate the proposals based on the findings from the Request for Revised Proposals, Presentations, and Demonstrations. Below are the scores:

Proposer Name	Technical Score	Cost Score	Total Score (Maximum 100)	Ranking
TekTracking LLC	66.60	9.75	76.35	1
Praedico	49.00	25.00	74.00	2

On August 27, 2025, for Phase 2 of 2, TekTracking, the highest-ranked firm, was invited for product on-site testing commencing from September 22, 2025, through October 19, 2025. The intent of the on-site testing was to conduct real-world field testing at MTS, showcasing the capabilities through a comprehensive software demonstration and mock-up. IT and MOW staff came together to test the product and ensure it had the ability to work for staff and the existing technology infrastructure.

As a result, on October 27, 2025, the evaluation panel discussed the testing. On November 24, 2025, Request for Revised Proposals No. 2, and on February 18, 2026, No. 3, were sent to TekTracking regarding technical specifications and requesting clarification on the work plan. Due to this effect, the price increased from $2,260,143.83 to $2,480,001.07. The Independent Cost Estimate (ICE) for the services was $2,120,947.90.

On March 26, 2026, a Best and Final Offer (BAFO) was sent to TekTracking. On the same day, a response was provided stating that the cost will remain the same due to the uncertainty of the ongoing global memory chip supply constraint. Based on the objectives of this procurement and consideration of the evaluation criteria, TekTracking presented the best overall value to MTS.

That the MTS) Board of Directors authorize the CEO to:

1) Execute MTS Doc No. L1690.0-25 (in substantially the same format as Attachment A), with TekTracking, to provide Signal and Track Inspection Cloud Software Solution in the amount of $2,480,001.07 for a three (3) year base period with (2) two 1-year options, for a total of five (5) years; and

2) Exercise the option years at the CEO's discretion.

/s/ Sharon Cooney
Sharon Cooney
Chief Executive Officer

Key Staff Contact: Julia Tuer, 619.557.4515, julia.tuer@sdmts.com

Attachments: A. Draft Agreement, MTS Doc. No. L1690.0-25
B. Scope of Work
C. Cost Form

Metropolitan Transit System

STANDARD AGREEMENT

FOR

MTS DOC. NO. L1690.0-25

MAINTENANCE OF WAYSIDE SIGNAL AND TRACK INSPECTION CLOUD SOFTWARE SOLUTION

THIS AGREEMENT is entered into this _____ day of _____, 2026 in the State of California by and between San Diego Metropolitan Transit System ("MTS"), a California public agency, and the following, hereinafter referred to as "Contractor":

Name: TekTracking LLC

Address: 144 Fairport Village Landing #239

Fairport (City) New York (State) 14450 (Zip)

Form of Business: Corporation
(Corporation, Partnership, Sole Proprietor, etc.)

Email: gfogarty@tektracking.com

Telephone: 585-455-8276

Authorized person to sign contracts: Gregory P Fogarty (Name) Founder & CEO (Title)

The Contractor agrees to provide services with goods as specified in the conformed Scope of Work/Technical Specification (Exhibit A), Contractor's Cost/Pricing Form (Exhibit B), and in accordance with the Standard Agreement, including Standard Conditions (Exhibit C), Forms (Exhibit D).

The contract term is for up to three (3) base years and two (2) 1-year options, exercisable at MTS's sole discretion, for a total of 5 years. Base period shall be effective May 1, 2026 through April 30, 2029 and option years shall be effective May 1, 2029 through April 30, 2031, if exercised by MTS.

Payment terms shall be net 30 days from invoice date. The total cost of this contract shall not exceed $1,690,064.35 for the base years and $789,936.72 for the option years, for a contract total not to exceed $2,480,001.07 without the express written consent of MTS.

SAN DIEGO METROPOLITAN TRANSIT SYSTEM	TEKTRACKING LLC
By: _____ Sharon Cooney, Chief Executive Officer	By _____
Approved as to form: By: _____ Karen Landers, General Counsel	Title: _____

SCOPE OF WORK/TECHNICAL SPECIFICATIONS

1. INTRODUCTION

MTS is looking for qualified and experienced firms to propose a cloud-based Federal Railroad Administration (FRA) approved Track Inspection & Signal Testing Application.

The contract term shall be for a three (3) year base period with two (2) 1-year options, exercisable at MTS' sole discretion.

2. BACKGROUND

Maintenance of Way (MOW) department is seeking proposals for tools designed to digitize the current track inspection process and signal testing process. MOW staff is looking to digitize an existing paper-based process, along with streamlining report management. The tools should be mobile in nature and simple for both track inspectors and signal maintainers. The system will be architected with mobile applications available for field employees (track inspectors & signal maintainers) and a web-based back-office system for managers, executives & oversight groups.

The system shall ensure manual inspections of all track assets will occur per the frequency set by the railroad and FRA CFR Part 213 requirements.

The system shall ensure testing of all signal assets will occur per the frequency set by the railroad and FRA CFR Part 234 and CFR Part 236 requirements.

3. UNDERSTANDING THE STATEMENT OF OBJECTIVES

MTS seeks an application that is future-proof, scalable and cost efficient. It is critical to MTS that the selected solution is scalable and flexible to adapt efficiently to changes in MOW requirements and technology. This includes ever changing cloud environments and government compliance.

This application is a critical need to replace the outdated, MOW paper-based process with a solution that has the capability of meeting contemporary objectives, but also keeping pace with rapidly evolving technology systems in transit. The goal is to have a solution which, by design, is more secure and agile for implementing technological advancements, providing exceptional system resilience, and meeting the needs of todays and the future growth of MTS.

4. USER ROLES AND LICENSING FORECAST

The following table is designed to help proposers construct accurate proposals based on current process roles, total resources for the role and functional descriptions of the role:

Role	Amount	Function
Maintainers	55	Logs into software, enters maintenance actions, performs preventative maintenance, performs emergency corrective actions, views schematics, views asset locations, logs hours of service, receives work orders, completes work orders

System Administrator	2	Performs advanced configurations and assists in troubleshooting and escalations
Supervisors	14	Creates reports, adds and manages employees, adds/modifies/deletes assets, dispatch assignments, prioritize work orders, views analytics, views schematics, approve hours of service, approve inspections, approve corrective actions
Auxiliary Supervisors	10	Creates reports, dispatch assignments, prioritize work orders, views analytics, views schematics, approve hours of service, approve inspections, approve corrective actions
Analytics Viewers	4	Views analytics reports
Analytics Reports Developer	2	Creates and shares internal and external reports with various stakeholders

5. HARDWARE, INSTALLATION AND SETUP

MTS recognizes that the successful deployment of the new MOW application requires additional hardware upgrades for field assets to achieve full functionality and optimize software performance. To address this need, MTS seeks proposals from qualified vendors capable of delivering a comprehensive, end-to-end hardware implementation. This includes all phases from initial proposal to go-live, encompassing hardware procurement, installation in fleet vehicles, and ongoing field support. Proposals should demonstrate the ability to provide seamless integration and ensure minimal disruption to operations during deployment.

During the implementation phase, MTS MOW will provide one vehicle at a time from the designated fleet for hardware installation. Upon completion of each installation, the vehicle will be returned to operational service, allowing the vendor to proceed with the next vehicle. While MTS MOW will collaborate with the vendor to address and resolve any impediments that arise, MTS will maintain overall control of the hardware implementation schedule to ensure alignment with operational priorities.

The following list is dynamic and changes throughout our operations lifecycle. A finalized list will be verified by the vendor and confirmed before contract execution:

LIST OF FLEET VEHICLES			
Veh #	**Description**	**Department**	**Model Year**
401	Ford Explorer	MOW	2016
410	Ford F150	MOW	2020
402	Ford Explorer	MOW	2022
421	Ford F350 Extra Cab Line Truck	MOW	2024
422	Ford F350 Extra Cab Line Truck	MOW	2021
423	Ford F350 Extra Cab Line Truck	MOW	2019
425	Ford F350 Extra Cab Line Truck	MOW	2021
426	Ford F350 Extra Cab Line Truck	MOW	2022
427	Ford F350 Extra Cab Line Truck	MOW	2021
429	Ford F350 Extra Cab Line Truck	MOW	2021
431	Ford F350 Extra Cab Line Truck	MOW	2021
434	Ford F350 Extra Cab Line Truck	MOW	2019
437	Ford F550 dual wheel drive w/ Hyrail	MOW	2022
435	Ford F250 Hyrail	MOW	2022
439	Ford F600 Bucket Truck	MOW	2021
460	Ford Explorer	Track	2017
413	Ford F350 Crew Cab	Track	2021
462	Ford F350 Crew Cab	Track	2017
463	Ford F350 Crew Cab	Track	2017
464	Ford F350 Crew Cab	Track	2017
465	Ford F550	Track	2017
467	Ford F550 Welding Truck	Track	2020
468	FORD F350 HYRAIL	Track	2021
470	Ford F-150 XL 4x2 SuperCab Styleside 8 ft. box 163 in. WB	Track	2018
472	Ford F350 Hyrail Insp Truck	Track	2022

436	Ford F550	MOW	2014
438	Ford F550	MOW	2014
461	International 7400 Chassis	MOW	2011
440	International 4300 Chassis	MOW	2011
441	International 4300 Chassis	MOW	2011
448	International 4300 Chassis	MOW	2011

Provide within your proposal the complete implementation from procurement to go-live of the following hardware to support the list of fleet vehicles.

A. All Track vehicles (10 + 1 Spare Tablet Only) should have:

Dell Latitude 7230 Rugged Extreme Tablets configured with 12th Gen Intel® Core™ i5-1240U, vPro® (12 MB cache, 10 cores, 12 threads, up to 4.4 GHz Turbo), Windows 11 Pro English, Integrated Intel®Iris® Xe Graphics for i5-1240U vPro Processor, 16GB Memory, u-blox NEO-M9N GPS card, 16 GB: 2 x 8 GB, LPDDR5, 5200 MT/s (onboard), 256 GB, M.2 2230, PCIe NVMe, SSD, Class 35, 12" Touch 1200 nits WVA FHD (1920x1200) 100% sRGB AntiGlare,Outdoor Viewable,front/rear cam,dual mic, Intel® Wi-Fi 6E AX211, 2x2, 802.11ax, MU-MIMO, Bluetooth® 5.3 wireless card, 2 Cell, 35.6 Wh, ExpressCharge™ Capable, 65W AC adapter, USB Type-C, EcoDesign, Backcover, no Fingerprint, no Smartcard reader, no removable SSD, with passive pen, 5yrs ProSupport Plus, Dell Rigid Handle, Dell 7230 Tablet Keyboard, Havis Mounting Solution, Havis Docking Station, Havis Charger, Havis ChargeGuard, Necessary Havis Adapter Lugs, Necessary Havis Docking Stations, mount kits and full installation.

B. 1.4.2.2 All Wayside (MOW) vehicles (21 + 1 Spare Laptop Only) should have:

Latitude 5430 Rugged Laptops with 11th Gen Intel® Core™ i7-1185G7, vPro® (12 MB cache, 4 cores, 8 threads, 3.00 GHz to 4.80 GHz Turbo), Windows 11 Pro English, Intel® Core™ vPro i7-1185G7 with Iris Xe Graphics, ME Lockout MOD – Manageability, 32 GB: 2 x 16 GB, DDR4, 3200 MT/s, 256 GB, M.2, PCIe NVMe, SSD, Class 35, 14" Touch 1100 nits WVA FHD (1920 x 1080) 100% sRGB Anti-Glare,Outdoor Viewable,Passive Pen, English US RGB backlit sealed keyboard, Intel AX210 WLAN Driver, Intel® Wi-Fi 6E AX210, 2x2, 802.11ax, Bluetooth® 5.2 wireless card, No Mobile Broadband Card, 3 Cell, 53.5 Whr, Long-lifecycle 3 Year Battery, 65W AC adapter, USB Type-C, EcoDesign, No Fingerprint, no Smartcard reader, E4 Power Cord 1M for US, Dummy Airbay Cover, Microphone +RGB HD camera; Touch; WLAN/WWAN antennae; Pogo vehicle docking and RF passthrough, Dedicated u-blox NEO GPS Card, No AutoPilot, Additional USB-A rear port, Additional TBT/Type-C port, Rigid handle, 5yrs ProSupport Plus, Havis Mounting Solution, Havis Docking Station, Havis Charger, Havis ChargeGuard, Necessary Havis Adapter Lugs, Necessary Havis Docking Stations, mount kits and full installation.

C. 1.4.2.2 Vehicles (31) require full installation:

Complete installation of mounting solutions and charging adapters of equipment defined in section 1.4.2.1 and 1.4.2.2 including: Havis Mounting Solution, Havis Docking Station, Havis Charger, Havis ChargeGuard, Necessary Havis Adapter Lugs, Necessary Havis Docking Stations, mount kits and full installation.

Most software offerings will have the store and forward capability enabled. MOW staff are in and out of range of current Wi-Fi locations throughout the Rail system during the workday and will have intermittent connectivity. Strong store and forward capabilities will be of high value to MTS MOW throughout the procurement and testing process.

Included in Section 2.17 of the General Provisions is the Request for Approved equal (RFA) information. Complete documentation should be provided in support of any RFAs submitted by Proposers for MTS' review and response and must be submitted by the deadline provided in the calendar of events. Any RFAs submitted with the proposal will not be accepted.

6. TRAINING

The proposer shall provide virtual and on-site training options during the project implementation, tailored to the specific training phase and the roles outlined in section 5.4. Training should be designed to support the unique responsibilities of each role and ensure a comprehensive understanding of the system. In addition to initial training, the proposer shall provide a robust repository of documentation, including user guides, quick reference guides, self-help articles, and other resources accessible throughout the lifecycle of the product. Yearly training options must be included to address system upgrades, procedural changes, and enhancements, with these sessions recorded for ongoing use, particularly for onboarding new hires. The Contractor shall also provide training materials and resources on a publicly accessible platform to guide external users on how to interact with the system. This ensures both internal and external users have access to necessary training and resources at all times.

7. SERVICE LEVEL - WARRANTY, MAINTENANCE AND SUPPORT

Support Services: Explain how the Offeror intends to provide support 24 hours a day, 7 days a week, 365 days a year and their 24-hour call center capabilities.

A. Error Reporting – Describe and demonstrate the process and methods used to report errors of the services proposed and the measures taken to resolve standard errors.
B. Response Priority Determination – Describe and demonstrate the process that the proposer utilizes for categorizing and prioritizing different classes of error's, issues or problems with the service proposed.
C. First Response, Resolution and Updates – Describe and demonstrate the process for establishing timelines for first response, actions taken during initial response, expected response times and communication commitments for updates, next steps and resolutions.
D. Subscribers Obligations – Describe and demonstrate the expectations of the subscriber of the proposed solution during error, outage or problems.
E. Issue Escalation and Resolution Methods – Describe and demonstrate the internal and external process of issue escalation and resolution methods.

Service Level: Describe System, subsystem, and equipment warranty and include a copy of all applicable standard support Agreements (i.e., warranty, maintenance, software licensing, etc.).

A. Monthly Uptime Commitment – Describe and demonstrate the monthly uptime percentage, the measuring techniques of uptime, reports available for measure of uptime and any additional uptime commitment of the proposed service.
B. Detailed Uptime Components – Describe and demonstrate any detailed components that might have uptimes that differ from the entire service presented.
C. Service Credits – Describe and demonstrate any service credits offered for dips in service below acceptable thresholds.
D. Requesting Service Credits – Describe and demonstrate the requirements and process to request and receive service credits including expected timelines and typical outcomes of requests made.
E. Scheduled Maintenance – Describe and demonstrate the procedure for performing scheduled maintenance, the frequencies of maintenance, any expected communications prior to maintenance and how these maintenance periods are measured in relation to Service Level measured uptime.

Warranty: Describe how the offeror intends to meet warranty requirements.

A. Service and repair to be performed 24 hours a day, 7 days a week, 365 days a year.
B. If applicable, Identify the Offeror's qualified service organization(s) that shall provide warranty service and repair
C. Hardware repair and replacement. Software and firmware upgrades and back up. Describe procedures to handle System level failures and defects during the warranty period
D. Software and firmware upgrade support to be provided during the warranty period.
E. Describe all subcontracted work intended to support the obligations of this contract.

8. TENTATIVE PAYMENT SCHEDULE

Project Phase	Activity	Tentative Timeline	Tentative Calendar Days	Payment Percentage
IMPLEMENTATION PHASE	Project Kickoff & Onboarding	NLT 30 days after NTP	30	0% of One Time Service Fees
	Onsite Project Meeting	1 days following project KO and onboarding	1	0% of One Time Service Fees
	Hardware Implementation	80 days following onsite project meeting	80	10% of One Time Service Fees
	Software Implementation	80 days following Hardware Implementation	80	10% of One Time Service Fees
	Application & Data Conversion Setup Complete	80 days following Software Implementation	80	10% of One Time Service Fees

	Training Complete	60 days following application setup	60	10% of One Time Service Fees
	UAT 1 Complete	60 Days following training	60	10% of One Time Service Fees
	UAT Revisions Complete	30 Days following UAT 1	30	10% of One Time Service Fees
	UAT 2 Complete	60 Days following UAT 1 Revisions	60	10% of One Time Service Fees
	UAT 2 Revisions Complete	30 Days following UAT 2	30	10% of One Time Service Fees
	Go-Live Complete (Move from Test to Production)	30 Days following UAT 2 Revisions	30	10% of One Time Service Fees
	Final Acceptance & QA Complete	15 Days following Go-Live	15	10% of One Time Service Fees
License YR 1	Year 1 Subscription Dues (15 Days after Go-Live)	15 Days following Go-Live	365	100% of Recurring Software Fees
License YR 2	Year 2 Subscription Dues	365 Days	365	100% of Recurring Software Fees
License YR 3	Year 3 Subscription Dues	365 Days	365	100% of Recurring Software Fees
Optional 1 License YR 4	Year 4 Subscription Dues	365 Days	365	100% of Recurring Software Fees
Optional 2 License YR 5	Optional Year 5 Subscription Dues	365 Days	365	100% of Recurring Software Fees

9. FUNCTIONALITY TESTING

Provide a detailed Project Action Plan to address the goals and requirements contained in ATT 2, Product Testing Plan. No changes to your plan shall be made after submittal without the approval of MTS.

10. INSTALLATION AND CONFIGURATION

Proposer shall perform all installation and configuration of proposed system in accordance with the project implementation plan. Proposer shall partner with MTS resources to finalize designs and receive approval for configuration and setup prior to data conversion.

11. DESIGN

Proposer shall develop and provide configuration designs and documentation for the system prior to implementation. All designs must receive approval from the MTS Project Manager (PM) before implementation and the finalized design, incorporating Quality Assurance and Go-Live milestones, will be submitted to the MTS PM for inclusion in the operational closeout package. Initial designs will also be incorporated into the training detailed.

12. DATA CONVERSION

Proposer shall perform data conversion from existing operational systems to ensure seamless continuity during cutover and live operations, with zero data loss or historical retrieval errors. All data will be securely stored, converted, and managed in compliance with applicable laws and regulations.

13. SYSTEM INTEGRATION

Contractor system shall integrate with all IT systems.

14. TESTING

Proposer shall develop and deliver unique system testing plans for MTS Project Manager approval prior to training. System testing plan should incorporate key elements of system functionality and be discussed during training. System testing will be conducted over two user acceptance testing phases and remediation phases.

Contractor shall maintain a shared bug or issues log with the MTS PM for testing discrepancies and immediately repair logged issues. Following repair of all issues from initial testing phases, the next testing phase may begin.

Each testing phase will require MTS PM approval and shall include a training update slide with issues corrected from the previous phase.

15. ADDITIONAL REQUIRED MATERIALS

Any additional materials required for proposed systems shall be outlined clearly within proposer’s proposals and be labeled as “Bill of Required Materials”.

16. MODIFICATIONS

Proposer shall provide a comprehensive process for requesting, evaluating, and implementing modifications necessary to support San Diego MTS objectives throughout the contract lifecycle. This process will include clear guidelines for submitting modification requests, specifying required documentation and designated points of contact. Once a request is submitted, the proposer will conduct a detailed assessment to evaluate feasibility, cost, and potential impacts. The evaluation process will include estimated timeframes for both assessment and formal approval to ensure timely decision-making.

Approved modifications will be implemented following a structured approach that outlines specific tasks, timelines, and dependencies. A transparent pricing structure will be provided, detailing cost components and any variables that may influence final pricing. Additionally, the proposer will commit to clear communication, offering regular updates on the status of requested modifications and providing post-implementation reporting to verify successful completion and functionality.

This approach ensures that all modifications align with San Diego MTS objectives and are executed efficiently, cost-effectively, and transparently.

17. ACCEPTANCE

Proposer shall establish a clear and structured process for the acceptance of goods and services to ensure alignment with San Diego MTS standards and objectives. This process will include defined criteria for evaluating the performance and compliance of delivered goods and services against contractual requirements. Upon delivery, the proposer shall facilitate a thorough review process, during which the MTS PM shall assess performance using predefined metrics, benchmarks, and quality standards agreed upon during the contract initiation phase.

To confirm acceptance, the proposer shall document performance evaluations, address any identified deficiencies, and provide a timeline for corrective actions if necessary. Once all performance requirements are met, the MTS PM will provide formal written sign-off, signifying successful completion and acceptance of the goods or services. This structured acceptance process ensures transparency, accountability, and high-quality deliverables throughout the contract lifecycle.

18. PAYMENT TIMELINE

The payment amount and timeline will directly correspond to the milestones outlined in Section 5.8. Payments will only be released upon the successful completion of all obligations related to contractor testing and quality assurance, as specified in Section 5.17, "Acceptance." All deliverables must meet the performance standards and objectives outlined in the SOW. This ensures that payments are tied to the verified fulfillment of contractual requirements, maintaining accountability and alignment with MTS objectives.

19. INVOICES

Invoices must be sent to the MTS Accounting Department, via email, at ap@sdmts.com. All invoices must have the Purchase Order and contract number clearly displayed to ensure timely payment. MTS will not pay on packing slips, receiving documents, delivery documents, or other similar documents. Invoices must be submitted for payment.

Payment terms shall be net 30 days from invoice date.

Contractors must also indicate if any of the invoiced amount(s) is for service or work provided by a subcontractor and indicate the amount that will be paid to the subcontractor. Contractors must also comply with the prompt payment requirements in the *Prompt Progress Payments* section of the Standard Conditions.

20. [NOT APPLICABLE] HEWLETT PACKARD ENTERPRISE (HPE) MINIMUM REQUIREMENTS

21. [NOT APPLICABLE] CISCO MINIMUM REQUIREMENTS

22. CONTRACTOR'S INFORMATION SECURITY RESPONSIBILITIES

MTS has established the following responsibilities to ensure the security of vendor operations in accordance with MTS policies, standards, and SOPs. The following procedures outline the expectations for Contractor and any subcontractors:

A. Contractor Lists: Contractor and any subcontractors must provide an up-to-date list of all staff working on the contract. This list should be promptly updated and submitted to MTS whenever there are staff changes.

B. ID and Security Clearances: Contractor and subcontractor onsite technicians must be issued MTS security badges/key cards. These badges/key cards should be visibly displayed at all times while on MTS premises.

C. Incident Reporting: Contractor and subcontractors agree to promptly report any security incidents or breaches involving their systems or access to the MTS network. Detailed incident response procedures should be provided, and cooperation in investigations, including the provision of necessary logs and evidence, is expected.

D. Change Management: Contractor and subcontracted personnel must adhere to all applicable MTS change control processes and procedures.

E. Patch Management: Contractor and subcontractors agree to promptly apply security patches and updates to their systems and software used to perform services in this contract.

F. Data Protection and Privacy: The vendor must protect MTS data in accordance with applicable laws and regulations, including those related to data privacy. Appropriate safeguards should be implemented to ensure the confidentiality, integrity, and availability of MTS data.

G. Remote Access and Forms: Remote access must be uniquely identifiable, and password management should comply with MTS password standards' reserves the right to determine the applicable virtual private network and encryption technologies used to access their systems and network. Remote access forms must be updated and submitted yearly or upon request by MTS.

H. Contractor Termination: Upon departure of a contractor from MTS for any reason, Contractor or subcontractors must ensure that all sensitive information is collected and returned to MTS or destroyed within the timeframe specified in the original contract terms.

I. Keycard and Security Access: Upon termination of the contract or at the request of MTS, Contractor and subcontractors must surrender all MTS-issued identification badges, access cards, equipment, and supplies immediately. Equipment and supplies retained by Contractor or subcontractors must be documented and authorized by the MTS contract POC or their designee.

J. Auditing and Compliance: Contractor or subcontractor are required to comply with all applicable MTS security Policies, Standards and SOP's. Contractor and subcontractor must comply with MTS when conducting an audit or risk assessment based on contractual obligations and applicable security policy's, standard and SOP's set by MTS.

K. Disclosure and Sub-Contractor Security: If the vendor engages subcontractors or third-party service providers, they must ensure that these entities adhere to the same vendor information security obligations outlined in this contract. The vendor is responsible for the security practices of their subcontractors and should perform due diligence in selecting and monitoring them.

L. Training and Awareness: Contractor and subcontractors agree to provide security awareness training to individuals who have access to the MTS network or systems. The training should

cover topics such as security policies, data handling, and incident response procedures. If training cannot be provided by Contractor or subcontracted staff then MTS provided training must be competed on initial access and yearly refresher training.

23. [NOT APPLICABLE] BUY AMERICA

5.10.1. [NOT APPLICABLE] CONSTRUCTION MATERIALS

5.10.2. [NOT APPLICABLE] MANUFACTURED PRODUCT

5.10.3. [NOT APPLICABLE] ROLLING STOCK

5.10.4. [NOT APPLICABLE] IRON OR STEEL

24. [NOT APPLICABLE] SAFETY DATA SHEETS (SDS)

25. [NOT APPLICABLE] NO RIGHT TO POST SIGNS

26. REPLACEMENT PARTS

Replacement parts and technical support for the specified equipment must be guaranteed by the manufacturer; to be available for a ten (10) year period from the date of purchase. Manufacturer shall keep parts books and maintenance manuals up-to-date for that period.

27. DELIVERY AND ACCEPTANCE

Equipment or any deliverable provided under this contract shall be delivered F.O.B. to SDTI, 1341 Commercial Street, San Diego, California 92113 unless otherwise specified, in first class condition, complete and ready for operation, and the Contractor shall assume all responsibility and risk of loss incident to said delivery. Contractor shall indicate delivery date on the Bid Form unless already specified, in which case, shall be made within the time set forth. Delivery is part of the consideration and must be adhered to as specified. Contractor will not be held liable for failure to make delivery because of strikes, construction of property, governmental regulations, acts of God or any other causes beyond his control, provided a written extension of time is obtained from MTS. Upon delivery, MTS will acknowledge receipt of said items or products. Delivery shall not constitute acceptance. Upon inspection and testing (if necessary) by MTS, a determination will be made whether said items or products are in conformance with contract requirements. If found in conformance, MTS shall approve the Contractor’s invoice for payment; thereby constituting acceptance. Payment terms begin from this point. If the delivered items or products are found not in compliance, MTS will immediately notify the Contractor and furnish all details of deficiencies. Contractor shall correct the deficiencies or supply new items or products (at the discretion of MTS) and resubmit for inspection and testing (if necessary).

28. EXPEDITING

The goods furnished under this Agreement shall be subject to expediting by MTS. MTS shall be afforded free access to Contractor's shops, factories, or places of business, and those of Contractor's suppliers, for expediting purposes. As required by MTS, Contractor shall supply schedules, unpriced copies of purchase orders and progress reports for MTS's use in expediting.

29. [NOT APPLICABLE] ACQUISITION OF ROLLING STOCK

ATT 1 - Cost Form

L1690.0-25 Maintenance of Wayside (MOW) Signal and Track Inspection Cloud Software Solution RFP

		Year 1 - Implementation Plan					Yearly Licensing and Service After Implementation	
Description	**Estimated QTY**	**Unit Cost**	**Extended Total**			**Year**	**Monthly Cost**	**Extended Total**
Implementation (Training, Professional Services)	1	$ 208,918.75	$ 208,918.75			**YR 2**	$ 30,582.15	$ 366,985.80
Licensing and Service	12	$ 30,582.15	$ 366,985.80			**YR 3**	$ 32,111.25	$ 385,335.00
Customization of Forms	31	$ 5,500.00	$ 170,500.00			**Option - YR 4**	$ 32,111.25	$ 385,335.00
Tablets	33	$ 2,569.00	$ 84,777.00			**Option - YR 5**	$ 33,716.81	$ 404,601.72
Laptops	0	$ -	$ -					
Device Mounts	31	$ 555.00	$ 17,205.00					
Device Docks With Inverters	31	$ 1,600.00	$ 49,600.00					
Charge Guard System	31	$ 119.00	$ 3,689.00					
Mounting Kit	31	$ 578.00	$ 17,918.00					
Rugged Tablet Keyboards	33	$ 550.00	$ 18,150.00					
Annual Total			**$ 937,743.55**					

Annual Total Summary		
Total Year 1	$	937,743.55
Total Year 2	$	366,985.80
Total Year 3	$	385,335.00
Total Year 4 - OPTION	$	385,335.00
Total Year 5 - OPTION	$	404,601.72
CONTRACT TOTAL	**$**	**2,480,001.07**

Costs must be all-inclusive of requirements to perform all the work described in the scope of services. MTS will not pay additional costs.

Quantities displayed on the cost form are estimates for proposal purposes only. They represent what MTS anticipates, but are not guaranteed. The actual quantities may be more or less than anticipated, and are dictated by MTS's actual needs and available funding.

Proposer accepts responsibility for accuracy and presentation of the above numbers.

Proposers must complete the forms as provided. Failure to do so may deem the proposal non-responsive.

Metropolitan Transit System

Agenda Item No. 13

MEETING OF THE SAN DIEGO METROPOLITAN TRANSIT SYSTEM
BOARD OF DIRECTORS

April 16, 2026

SUBJECT:

Old Town Transit Center Wayfinding (OTTC) Signage Design Services – Work Order Agreement

RECOMMENDATION:

That the San Diego Metropolitan Transit System (MTS) Board of Directors authorize the Chief Executive Officer (CEO) to execute Work Order No. WOA355-AE-75, under MTS Doc No. PWL355.0-22 (in substantially the same format as Attachment A), with Psomas, in the amount of $422,506.60 to prepare Plans, Specifications, and Estimate (PS&E) for the OTTC Wayfinding Signage Design Services.

Budget Impact

The total cost of this contract is estimated to be $422,506.60. This project will be funded by the Capital Improvement Program (CIP) account 2009122001- System Sign Replacement - Old Town.

DISCUSSION:

The Old Town Transit Center (OTTC) is a major intermodal gateway to San Diego, linking customers to the region's transportation network and nearby popular amenities. While MTS operates 90% of the service at OTTC, it is also used by North County Transit – San Diego Railroad, Amtrak, and the Airport Flyer shuttle.

Clear, effective, and well-maintained wayfinding signage is essential to the customer experience at OTTC. The station design can be difficult to navigate for riders. Bus stops are located on the east and west sides of OTTC, while heavy and light rail services run through the middle. With so much activity and bus service bifurcated by rail service, new or infrequent transit riders are easily confused about where to go. Additionally, much of the existing wayfinding infrastructure is aging and termite ridden and susceptible to constant repair and vandalism.

To improve the current wayfinding system, MTS staff have developed preliminary designs for new and/or replacement wayfinding signage design that uses a color-coded system, consistent message hierarchy, larger lettering, and new locations to improve the transit riding experience. Proposed new and replacement sign types at OTTC include information pillars, monument signs, wall and post-mounted signs, and directional ground vinyl on the rail platforms. The

San Diego Metropolitan Transit System (MTS) is a California public agency comprised of San Diego Transit Corp., San Diego Trolley, Inc. and San Diego and Arizona Eastern Railway Company (nonprofit public benefit corporations). MTS member agencies include the cities of Chula Vista, Coronado, El Cajon, Imperial Beach, La Mesa, Lemon Grove, National City, Poway, San Diego, Santee, and the County of San Diego. MTS is also the For-Hire Vehicle administrator for multiple cities in San Diego County.

proposed signage has been designed by MTS staff in collaboration with California State Parks and other transit agencies operating in OTTC. Overall, the proposed signage will improve wayfinding clarity, be larger for enhanced readability, have modernized aesthetic features, and reduce vandalism.

Today's proposed action would issue a Work Order to Psomas to review the MTS-proposed signage designs, perform on-site reviews of the existing conditions, and provide PS&E for the layout, material selection, fabrication, and installation of new and replacement signage, including new structural footings and power supply as needed.

On September 15, 2021, MTS issued a solicitation for On-Call Architectural and Engineering (A&E) Design Services by requesting Statements of Qualifications (RFSQ) from firms with expertise in a variety of A&E design and related consulting services separated into the following three (3) categories:

Category A: Comprehensive/Full Service - Five (5) prime contracts
Category B: Small Business Set Aside- Three (3) prime contracts awarded to a certified Small Business (SB) or a Disadvantaged Business Enterprise (DBE) certified firm, (which is also considered to be a Small Business)
Category C: Specialty Prime – Up to Five (5) specialty service contracts

As a result of the RFSQ, seven (7) firms were selected to perform various A&E services. For projects requiring A&E Services, work orders will be issued to these firms.

On December 23, 2025, MTS issued a Request for Proposals (RFP) to all firms in Categories A and B.

On January 28, 2026, MTS received a total of one (1) proposal from Psomas.

On January 29, 2026, MTS issued a post-bid survey to determine why the other on-call firms did not provide proposals for the project. The survey revealed that the solicitation, as issued, did not contain language that would have restricted participation, and MTS proceeded with the evaluation of the single proposal from Psomas

An evaluation panel comprised of CIP, Finance, and Marketing staff conducted its initial evaluation of Psomas' proposal based on the following criteria:

Criteria	**Points**
Project Team	15
Project Team's Capabilities	20
Project Understanding and Approach	40
Schedule	25
Total Possible Score	**100**

On February 6, 2026, the selection committee evaluated the Psomas' initial proposal and scored it as follows:

Ranking	Proposer Name	Total Score
1	Psomas	78

On February 10, 2026, to further evaluate Psomas' technical proposal, MTS requested clarifications from the firm.

On February 19, 2026, following the receipt of the clarifications from Psomas, the selection committee rescored Psomas' revised proposal as follows:

Ranking	Proposer Name	Total Score
1	Psomas	83.33

As part of this evaluation, the evaluation panel concluded that Psomas met the standards of being the "most qualified" A&E firm to provide the specified services.

For this project, Psomas will utilize the following subconsultant:

Subconsultant Name	**Subconsultant Certification**	**Subconsultant Amount**
Anil Verma Associates	SB (Micro)	$245,514.94

Fair & Reasonable Price Determination

Psomas' initial proposed amount for the services was $801,937.04. Through negotiations, staff was able to reduce the cost by $379,430.44, a 47.13% savings to MTS. MTS' Independent Cost Estimate (ICE) for the services was $252,019.64. Based on the level of effort and proposed classifications for the services, Psomas' proposed amount of $422,506.60 was determined to be fair and reasonable.

Therefore, staff recommends that the MTS Board of Directors authorize the CEO to execute Work Order No. WOA355-AE-75, under MTS Doc No. PWL355.0-22 (in substantially the same format as Attachment A), with Psomas, in the amount of $422,506.60 to prepare PS&E for the OTTC Wayfinding Signage Design Services.

/s/ Sharon Cooney
Sharon Cooney
Chief Executive Officer

Key Staff Contact: Julia Tuer, 619.557.4515, Julia.Tuer@sdmts.com

Attachment: A. Draft Work Order WOA355-AE-75

Metropolitan Transit System

April 16, 2026

MTS Doc. No. PWL355.0-22
Work Order No. WOA355-AE-75

Mrs. Sarah Curran, PE
Vice President
Psomas
401 B Street, Suite 1600
San Diego, CA 92101

Dear Mrs. Curran:

Subject: WORK ORDER WOA355-AE-75 TO MTS DOC. NO. PWL355.0-22, FOR THE OLD TOWN TRANSIT CENTER WAYFINDING SIGNAGE DESIGN SERVICES PROJECT

This letter shall serve as our agreement for Work Order WOA355-AE-75 to MTS Doc. No. PWL355.0-22, for professional services under the General Engineering Consultant Agreement, as further described below.

SCOPE OF SERVICES

This Work Order shall provide design services for Old Town Transit Center Wayfinding Signage Project. Services shall be performed in accordance with the attached Scope of Services (Attachment A)

SCHEDULE

The Schedule shall be for a period of twenty (20) weeks from the date of the Notice to Proceed.

PAYMENT

Payment shall be based on actual costs in the amount of $422,506.60 (Attachment B). The Work Order amount shall not be exceeded, without prior authorization of MTS.

Please sign below, and return the document to the Contracts Specialist at MTS. All other terms and conditions shall remain the same and in effect.

Sincerely,

Sharon Cooney
Chief Executive Officer

Accepted:

Sarah Curran, Vice President
Psomas

Date:

Attachments: A, Scope of Services
B, Negotiated Fee Proposal

ATTACHMENT A
SCOPE OF SERVICES

TITLE: OLD TOWN TRANSIT CENTER WAYFINDING SIGNAGE DESIGN SERVICES **WOA #:** WOA355-AE-75

I. PROJECT DESCRIPTION

The San Diego Metropolitan Transit System, (referred to hereafter as "MTS") seeks a proposal for consultant services for the schematic design, design development, and final engineering for wayfinding signage installation at the Old Town Transit Center (referred to hereafter as "OTTC").

The Old Town Transit Center (OTTC) serves as a major intermodal gateway to San Diego, connecting visitors, residents, and commuters to the region's transportation network. Located adjacent to Old Town San Diego State Historic Park and near the junction of Interstates 5 and 8, OTTC provides access to MTS' Green and Blue Trolley Lines, MTS fixed bus routes, Amtrak's Pacific Surfliner, North County Transit District's (NCTD) COASTER commuter rail, San Diego Flyer airport shuttle, UC San Diego shuttle, taxis and various transportation network companies (TNCs). The OTTC was built in 1995, with much of the existing wayfinding signage dating from that time and past their useful life and/or no longer in a state of good repair. There is also inconsistency between older and newer signage and a lack of conformance with current MTS standards.

The goal of this project is to provide complete construction documents for a modern wayfinding program that will not only help connect passengers with transit services but also help guide passengers toward other civic amenities. This project must ensure safety, accessibility, and equity during all phases of construction and following project closeout regardless of the routes and services riders utilize at OTTC.

MTS will provide the general wayfinding content (artwork/graphics with high resolution files) and sign type by location, but Consultant shall be responsible for identifying the signage location on the site plans and performing any required structural assessment and design for sign posts and/or foundations suitably designed for geotechnical, seismic, and wind conditions. Signage shall be designed to be resistant to acts of vandalism. Consultant shall provide technical specifications for the signs, including material finish, dimensions, construction type, anti-graffiti coatings, and all other items needed for fabrication and construction.

In addition to providing the bid ready plans, specifications and estimate (PS&E), the Consultant shall provide all necessary outside agency coordination, and perform all necessary survey and pre-construction geotechnical engineering in accordance with this Scope of Work.

II. SCOPE OF WORK

The scope of work shall consist of the following tasks and deliverables:

Task 1 - Project Management and Coordination

1.1 Provide project management services including the requirements for invoicing, scheduling, monthly project progress reports, and administration of the Consultant's team.

1.2 Arrange and facilitate Project Development Team (PDT) meetings, interagency meetings, field reviews, and other project-related meetings. Consultant shall prepare meeting agendas, meeting minutes, necessary supplemental materials, and meeting sign-in sheets for all meetings.

1.3 Develop and implement a project schedule to complete the Scope of Work and manage the project to eliminate or minimize supplemental agreements.

1.4 Prepare monthly status reports and project schedules which are to be submitted with invoices. The status report must outline all activities for which charges have been made by the Consultant or sub-Consultants. The Consultant shall prepare a draft status report and submit it for approval prior to submitting the first invoice.

1.5 Provide QA/QC on all deliverables. To ensure quality of work and compliance with the scope of work, the Consultant shall perform a systematic in-house review of all documents produced prior to submittal. All reviewed documents shall have a check box or signature indicating a review has been performed.

Task 2 – Outside Agency Coordination and Approvals

2.1 Provide all necessary coordination with outside agencies and key stakeholders as required for the design. This might include but isn't limited to California State Parks. Consultant shall coordinate with MTS staff regarding ownership, easements, and joint-use agreements.

2.2 It is anticipated that there will be one coordination meeting between the designer, MTS, and California State Parks to review the finalized design as well as one over the shoulder meeting prior to 60% design completion.

2.3 Collect all necessary as-builts from outside agencies required for the design.

2.4 Conduct initial site visits with MTS for review of project, confirmation of existing conditions, and examine existing environment, structures, and facilities.

Task 3 – Survey and Geotechnical Engineering During Design

3.1 Provide all necessary surveying for use in the design and permitting of site improvements. Consultant shall review and evaluate information for the proposed work area, including all available information and MTS design guidelines, local jurisdiction requirements, ADA standards and other pertinent information that may apply. Any survey after design or during the construction phase will be performed by the Construction Manager (CM) or Contractor.

Task 4 – Design, Specifications, and Estimate

4.1 Consultant shall prepare a complete set of scaled drawings and specifications based on MTS-provided conceptual design documents, any as-built plans, survey and field information gathered following initial site visit. These plans and specifications consist of, but are not limited to the following:

1. Demolition plans and details showing the limits and depth of all existing signage removals, pavement removals, concrete removals, and any other necessary demolition work with preferred material staging areas. Items to be protected, relocated, or salvaged shall also be clearly identified.

2. Improvement plans that depict concrete pavement thickness, asphalt pavement thickness and details, subgrade preparation, pavement jointing details, temporary fencing details for excavations (for safety and minimizing ADA accessibility impacts), phasing details (minimizing impacts to pedestrian flow), any necessary landscaping rearrangement or irrigation modification, and all other required work. It is anticipated that all adjacent areas shall be protected in place and new work shall meet or match all adjacent elevations.
3. Wayfinding signage plans depicting locations, dimensions and limits of all signage and foundations; sign fabrication, sign mounting, signage framing/foundation structural details; individual sign layouts; and sign type and finish schedule.
4. Erosion and Sedimentation control plans and details showing locations of proposed temporary construction BMPs and proposed installation details.
5. Electrical plans depicting the electrical point of connection, underground conduit pathway, wiring sizes, single line diagram, panel designation, typical trench detail, spare conduit design, and components necessary for the lighting attached to the proposed monument signage. Consultant to provide MTS with solar-powered monument lighting solution as an alternative to hard-wired signage.

4.2 Based on initial site visit, coordination with MTS and in response and adherence to MTS provided signage package, prepare design plan submittal packages at 60%, 90%, and 100% phases. Design plans shall include site layout, demolition, signage layout, signage installation details, utilities, and detail sheets.

4.3 Consultant shall prepare technical specifications for the proposed work. The specifications will be submitted to MTS for review at each milestone. Specifications will be prepared in CSI format. For any standard reference the Caltrans Standard Specifications (current version), San Diego Standard Specifications for Public Works Construction (current version), or San Diego Regional Standard Drawings can be referenced in order to adhere to the City of San Diego requirements.

4.4 Prepare construction cost estimate and bid form (in the same format as the construction estimate) at each plan submission. The Consultant shall develop a construction cost estimate and bid form for the 60%, 90% and 100% plan level and submit it to MTS. Current available cost data will be used to develop the Engineer's Estimate, and a bottom's up estimate is not included.

Task 5 – Construction Procurement Bid Support

5.1 Consultant shall assist MTS with the construction procurement by responding to bidder comments and pre-bid Request for Information (RFIs) during the bidding phase. Consultant shall attend the pre-bid meeting and MTS to coordinate all bidder questions and correspondence during the bid phase.

5.2 Consultant shall prepare any specifications or front-end division 1 information to adhere to the MTS standard IFB language.

Task 6 – Design Support During Construction (DSDC)

6.1 Consultant shall attend construction team meetings as needed.

6.2 Consultant shall review and approve, or take other appropriate action, as necessary in response to Contractor-prepared submittals required by the specifications. These submittals include shop drawings, product catalog cut sheets, certificates of compliance, samples, and other data which the Contractor is required to submit, but only for conformance with the information given in the Contract Documents. Such review and approvals or other action shall not extend to means, methods, techniques, equipment choice and usage, sequences, schedules or procedures of construction and related safety precautions and programs by the Contractor.

6.3 Consultant shall review and respond to Contractor RFIs forwarded from the CMor MTS Project Manager and issue necessary clarifications and interpretations of the Contract Documents as appropriate for the orderly completion of the Contractor's work. Any orders authorizing variations from the Contract Documents will be made by the CM or MTS Project Manager.

6.4 At the request of MTS, the Consultant shall conduct site visits to respond to RFI's, develop Change Orders, provide review of work, and/or perform other specific tasks.

III. PERIOD OF PERFORMANCE

The Period of Performance for the design and pre-construction bid support project effort shall be for twenty (20) weeks from the issuance of a Notice to Proceed. Pre-construction bid support and DSDC shall be from the commencement of the bidding phase through the completion of construction project closeout.

IV. DELIVERABLES

MTS expects to receive the following deliverables produced over the course of this project:

Task 1
1. Project Schedule
2. Monthly Invoices and Status Reports
3. Meeting Agendas, Minutes, and Sign-in Sheets

Task 3
1. Survey

Task 4

1. 60% plans, specifications, and engineer's construction cost estimate/bid form; one PDF copy.
2. 90% plans, specifications, and engineer's construction cost estimate/bid form; one PDF copy.
3. 100% plans, specifications, and engineer's construction cost estimate/bid form; one PDF copy.
4. Issuance for Construction (IFC) plans and specifications; one PDF copy

Task 5
1. Pre-bid RFI responses
2. Bid phase specifications

V. ASSUMPTIONS

The following items are assumed to complete the Scope of Work:

1. Design shall comply with latest design manuals/criteria and/or guidance from the Authorities Having Jurisdiction (AHJs)
2. New monument signage-attached lighting will not require coordination with SDG&E. All new lighting will be connected to existing circuits or independently solar powered.
3. Interagency over the shoulder review with MTS and other stakeholders

VI. EXCLUSIONS

The following items are excluded from this Scope of Work:
1. Wayfinding artwork, graphics, and inserts
2. Pre- and Post-Construction Surveys
3. Construction Permits

VII. SCHEDULE OF SERVICES/MILESTONES/DELIVERABLES

A. Tasks Schedule

Task	Begin/End Dates
Project Management and Coordination	NTP/project completion
Document Review and Site Visits	NTP/project completion
60% Design Submittal	NTP/NTP + 10 weeks
90% Design Submittal	NTP/NTP + 14 weeks
100% Design Submittal and IFC	NTP/NTP + 18 weeks
Bid Support	During IFB period, as needed
Design Support During Construction	During course of construction, as needed

B. Milestones/Deliverables Schedule

Milestone/Deliverable	Due Date
Over the Shoulder Review	NTP + 12 weeks
60% Design Submittal	NTP + 10 weeks
90% Design Submittal	NTP + 14 weeks
100% Design Submittal and IFC	NTP + 18 weeks

VIII. MATERIALS TO BE PROVIDED BY MTS AND/OR THE OTHER AGENCY

1. MTS will provide As-Builts for existing facilities within the project site if obtainable and conceptual signage design documents.

2. MTS will provide the general wayfinding content (artwork/graphics with high resolution files) and sign type by location

IX. SPECIAL CONDITIONS

Any condition listed below applies solely to this Work Order and does not otherwise alter the Agreement or other Work Orders.

Not Applicable.

X. MTS ACCEPTANCE OF SERVICES:

Contractor shall not be compensated at any time for unauthorized work outside of this Work Order. Contractor shall provide notice to MTS' Project Manager upon 100% completion of this Work Order. Within five (5) business days from receipt of notice of Work Order completion, MTS' Project Manager shall review, for acceptance, the 100% completion notice. If Contractor provides final service(s) or final work product(s) which are found to be unacceptable due to Contractors and/or Contractors subcontractors negligence and thus not 100% complete by MTS' Project Manager, Contractor shall be required to make revisions to said service(s) and/or work product(s) within the Not to Exceed (NTE) Budget. MTS reserves the right to withhold payment associated with this Work Order until the Project Manager provides written acceptance for the 100% final completion notice. Moreover, 100% acceptance and final completion will be based on resolution of comments received to the draft documents and delivery of final documentation which shall incorporate all MTS revisions and comments.

Monthly progress payments shall be based on hours performed for each person/classification identified in the attached Fee Schedule and shall at no time exceed the NTE. Contractor shall only be compensated for actual performance of services and at no time shall be compensated for services for which MTS does not have an accepted deliverable or written proof and MTS acceptance of services performed.

XI. DEFICIENT WORK PRODUCT0

Throughout the construction management and/or implementation phases associated with the services rendered by the Contractor, if MTS finds any work product provided by Contractor to be deficient and the deficiently delays any portion of the project, Contractor shall bear the full burden of their deficient work and shall be responsible for taking all corrective actions to remedy their deficient work product including but not limited to the following:

- Revising provided documents,

At no time will MTS be required to correct any portion of the Contractors deficient work product and shall bear no costs or burden associated with Contractors deficient performance and/or work product.

XII. DELIVERABLE REQUIREMENTS

Contractor will be required to submit any and all documentation required by the Scope of Work. The deliverables furnished shall be of a quality acceptable to MTS. The criteria for acceptance shall be a product of neat appearance, well-organized, and procedurally, technically and grammatically correct. MTS reserves the right to request a change in the format if it doesn't satisfy MTS's needs. All work products will become the property of MTS. MTS reserves the right to disclose any reports or material provided by the Contractor to any third party.

Contractor shall provide with each task, a work plan showing the deliverables schedule as well as other relevant date needed for Contractor's work control, when and as requested by MTS.

Contractor's computer data processing and work processing capabilities and data storage should be compatible with Windows compatible PC's, text files readable in Microsoft Word, and standard and customary electronic storage. Contractor shall maintain backup copies of all data conveyed to MTS.

Contractor shall provide MTS with hard copy or electronic versions of reports and/or other material as requested by MTS.

XIII. PRICING

Except where otherwise noted herein, pricing shall be firm and fixed for the duration of the Work Order and any subsequent Change Orders/Amendments to the Work Order. There shall be no escalation of rates or fees allowed.

XIV. ADDITIONAL INFORMATION

List additional information as applicable to the specific Work Order scope of services.

XV. PREVAILING WAGE

Prevailing wage rates apply to certain personnel for these services? X Yes ☐ No

Exhibits:
A. OTTC Wayfinding Signage Conceptual Design
B. OTTC Existing Sign Types
C. OTTC As-Built Plans (Attached Separately on PlanetBids)

EXHIBIT A
OTTC WAYFINDING SIGNAGE CONCEPTUAL DESIGN

Dec. 2024 / Version 12

Old Town Transit Center
Wayfinding Sign Upgrade

MTS

NORTH COUNTY TRANSIT DISTRICT

AMTRAK PACIFIC SURFLINER

OLD TOWN SAN DIEGO STATE HISTORIC PARK.

SAN DIEGO FLYER

Old Town Transit Center

Item 1: MONUMENT SIGN #1

LOCATION:
Pacific Highway x Parking Lot Entrance (Telegraph Place)

SIZE: 66”w x 15’h

Notes:

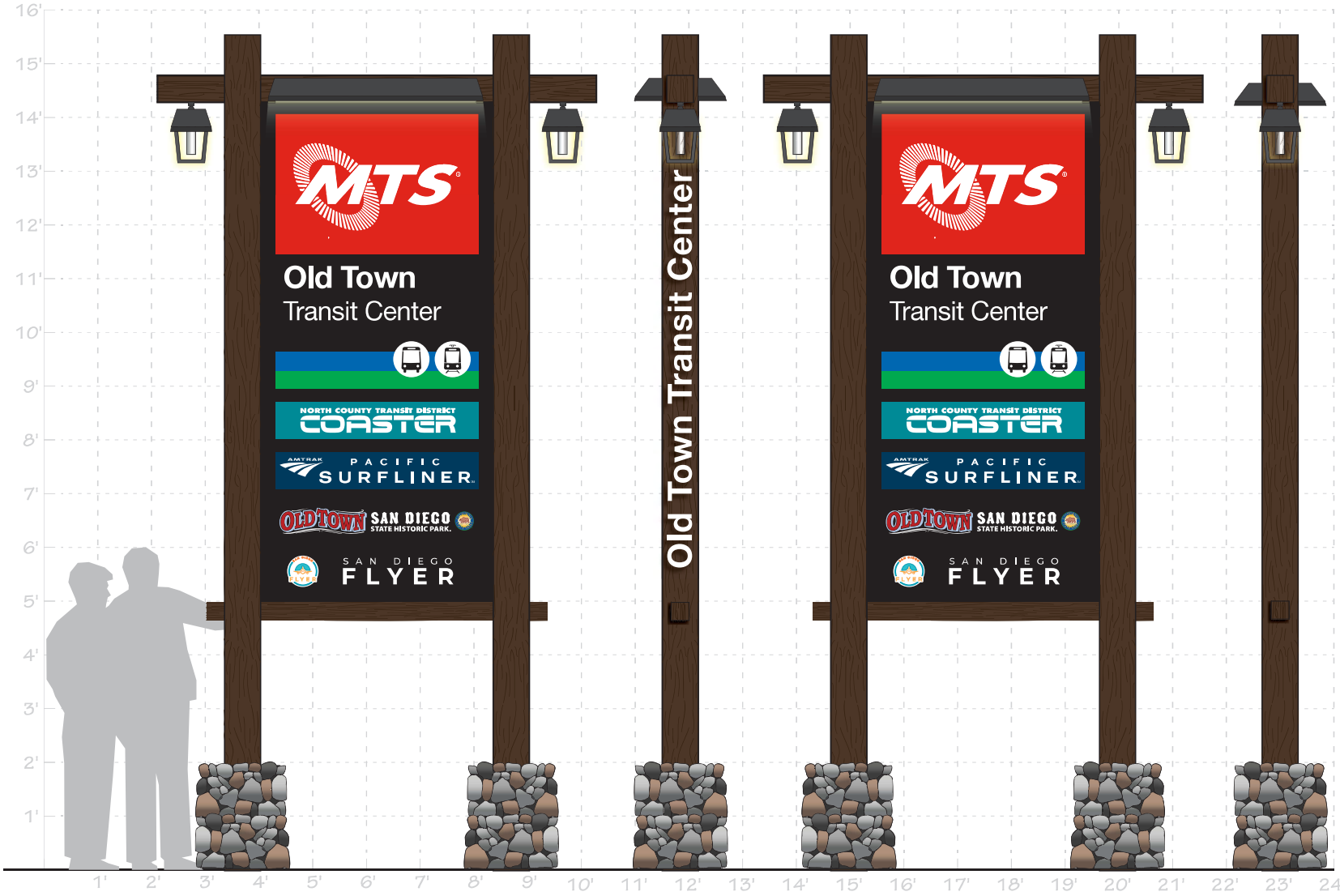

Design Drawing
December 2024 / Version 12

Old Town Transit Center

Item 1: MONUMENT SIGN #1

LOCATION:
Pacific Highway x Parking Lot Entrance (Telegraph Place)

SIZE: 66”w x 15’h

Notes:

Design Drawing
December 2024 / Version 12

CURRENT



PROPOSED

VICINITY MAP
Sign Placement

Old Town Transit Center

Item 2: MONUMENT SIGN #2

LOCATION:
Congress x East Bus Loop

SIZE: 66”w x 15’h

Notes:
Same size as Pacific Highway x Parking Lot Entrance

Design Drawing
December 2024 / Version 12



Old Town Transit Center

Item 2: MONUMENT SIGN #2

LOCATION:
Congress x East Bus Loop

SIZE: 66”w x 15’h

Notes:
Same size as Pacific Highway x Parking Lot Entrance

Design Drawing
December 2024 / Version 12

CURRENT



PROPOSED



VICINITY MAP
Sign Placement

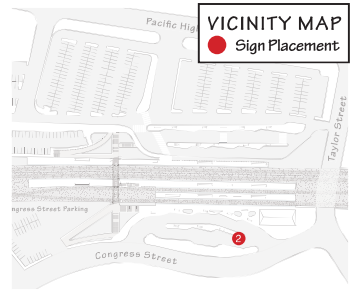

CURRENT



PROPOSED

Old Town Transit Center

Item 3: MONUMENT SIGN #3

LOCATION:
Taylor and Congress Corner

SIZE: 66”w x 15’h

Notes:

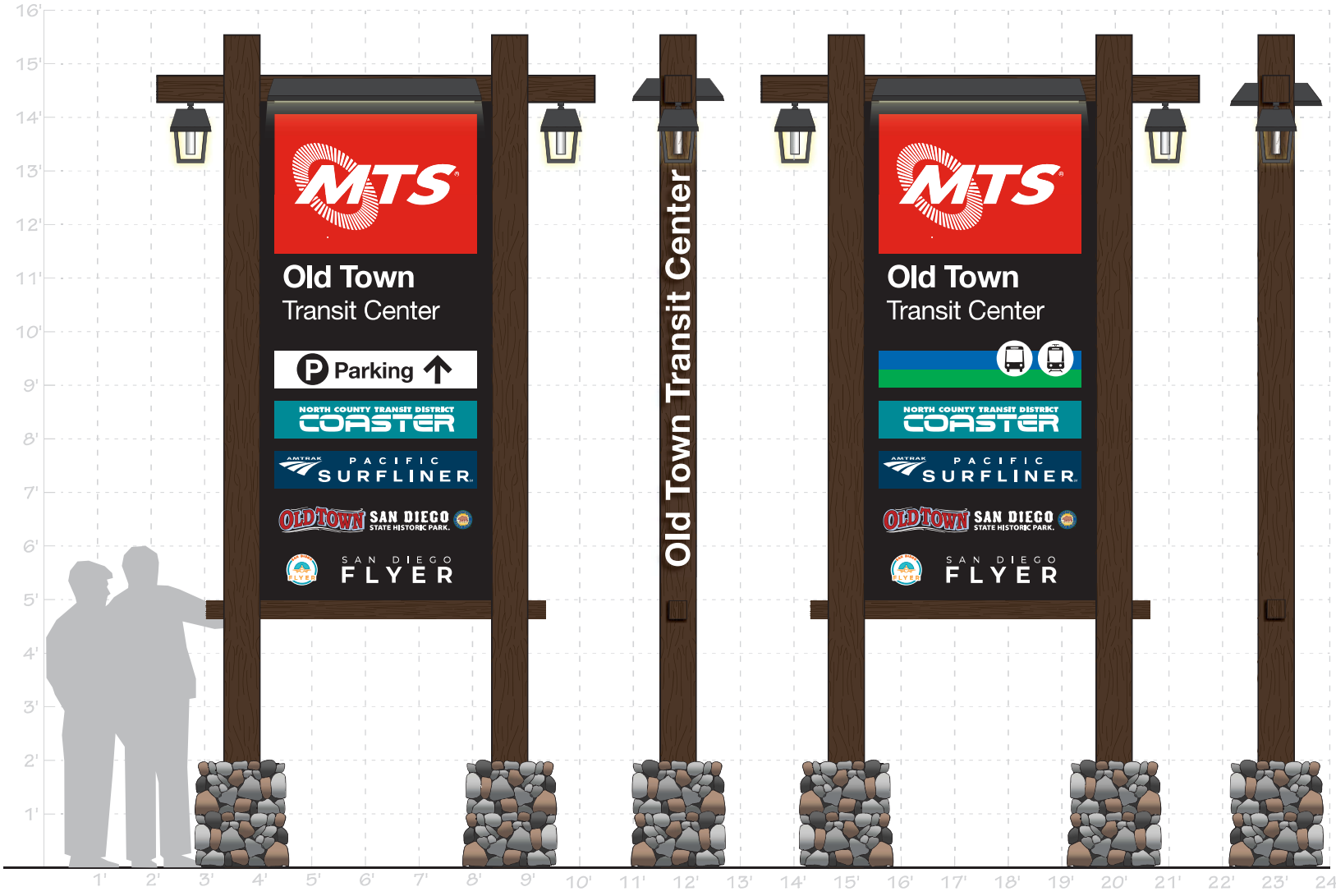

Design Drawing
December 2024 / Version 12

Old Town Transit Center

Item 3: MONUMENT SIGN #3

LOCATION:
Taylor and Congress Corner

SIZE: 66”w x 15’h

Notes:

Design Drawing
December 2024 / Version 12

CURRENT



PROPOSED



CURRENT



PROPOSED

VICINITY MAP
Sign Placement

Old Town Transit Center

Item 4: MONUMENT SIGN #4

LOCATION:
Taylor and Pacific Highway Corner

SIZE: leave existing sign

Notes:
Update art on face of existing sign. Purpose of sign is to direct vehicles to parking entrance off Pacific Highway.

Design Drawing
December 2024 / Version 12

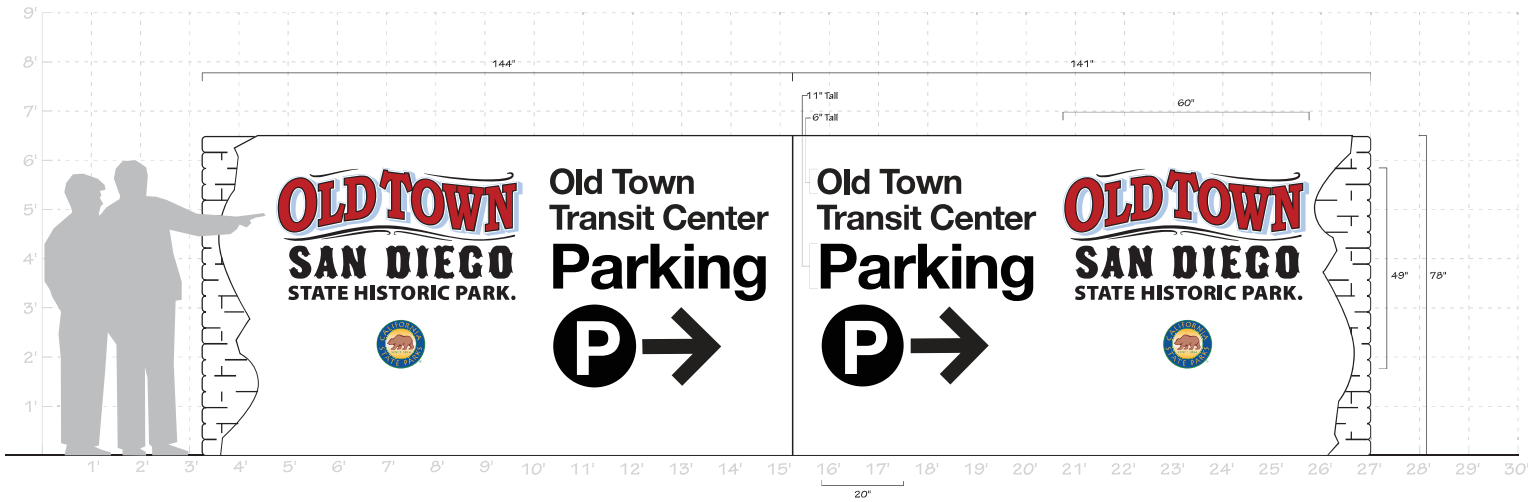





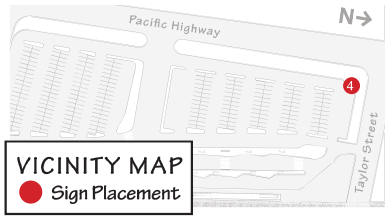



Old Town Transit Center

Item 5: LARGE WAYFINDING SIGN

LOCATION:
Congress and Station Entrance

SIZE: 6'w x 15'h

Notes:

Design Drawing
December 2024 / Version 12

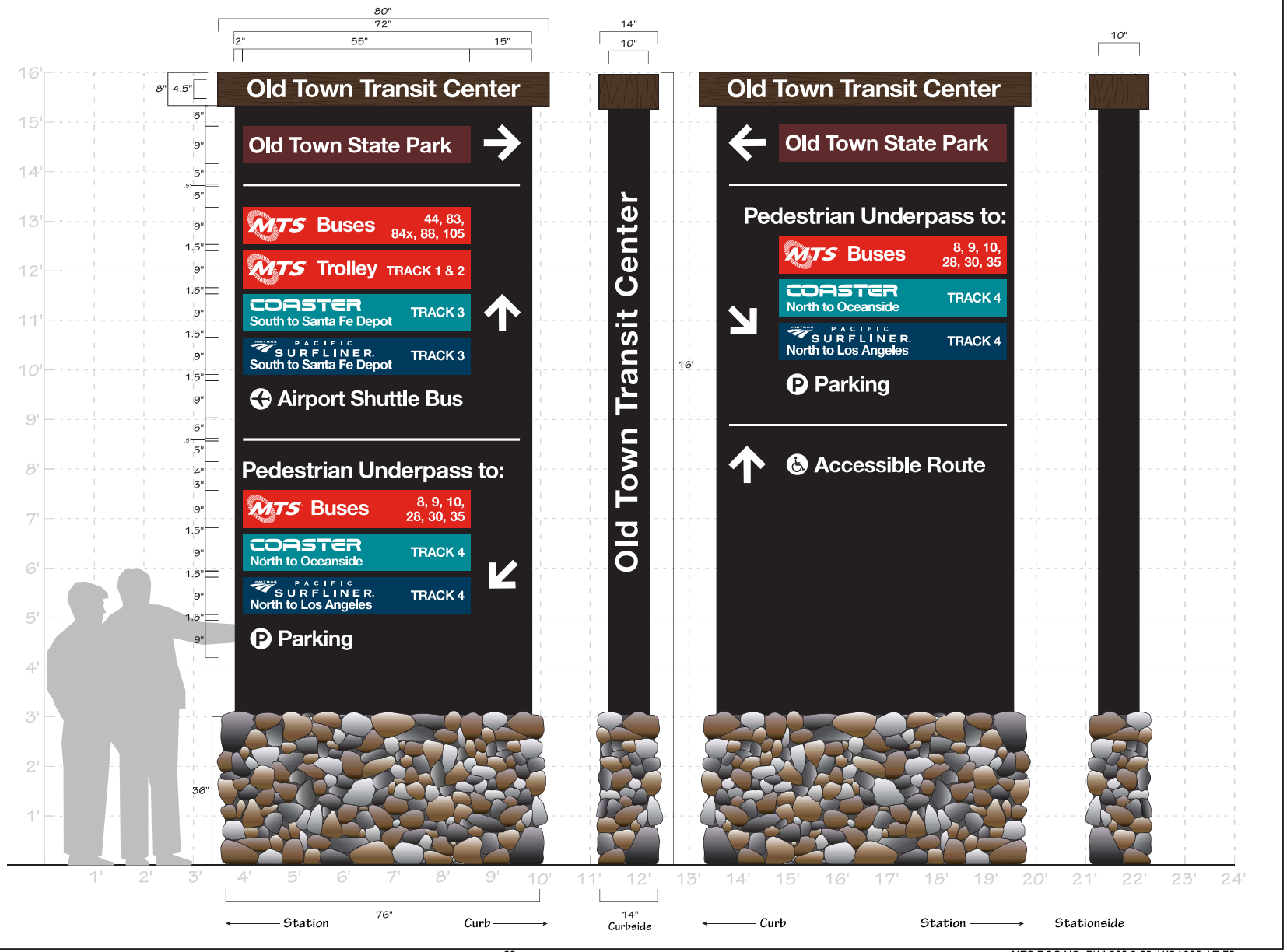

MTS DOC NO. PWL355.0-22, WOA355-AE-75

Old Town Transit Center

Item 5: LARGE WAYFINDING SIGN

LOCATION:
Congress and Station Entrance; East Entrance to pedestrian underpass

SIZE: 6'w x 15'h

Notes:

Design Drawing
December 2024 / Version 12

CURRENT



VICINITY MAP
Sign Placement

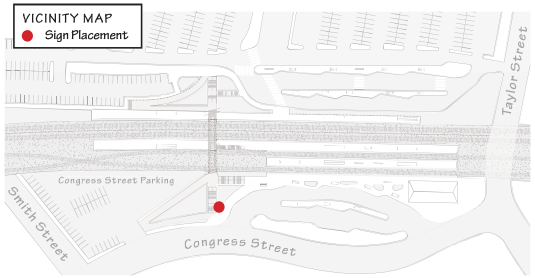

CURRENT



PROPOSED

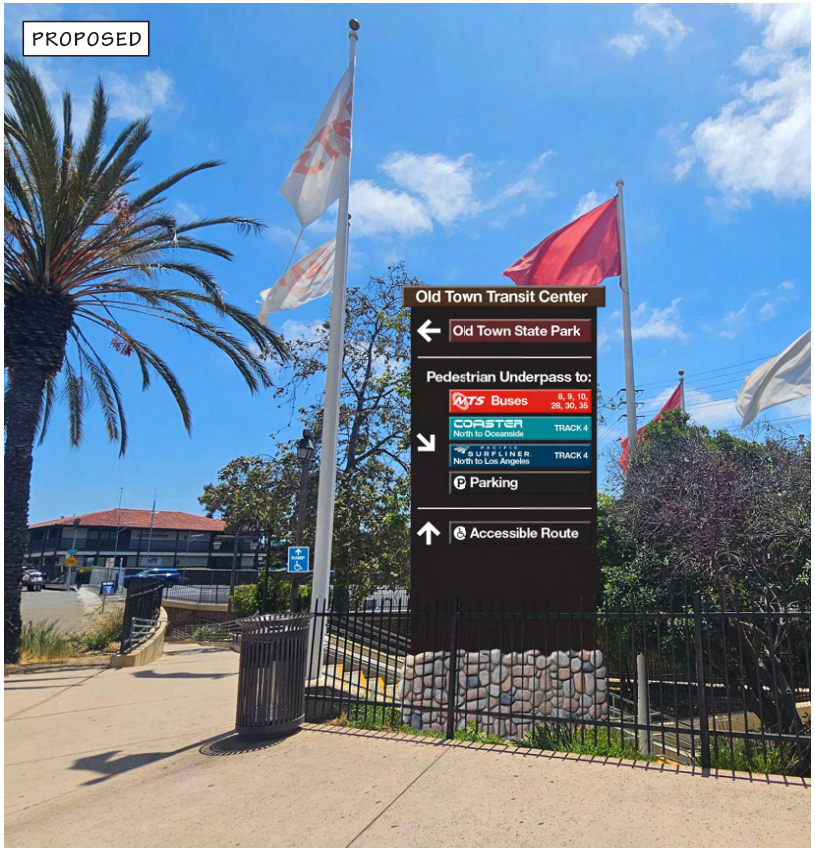

PROPOSED



Old Town Transit Center

Item 6: LARGE WAYFINDING SIGN

LOCATION:
West Entrance of Pedestrian Underpass

SIZE: 6'w x 15'h

Notes:

Design Drawing
December 2024 / Version 12

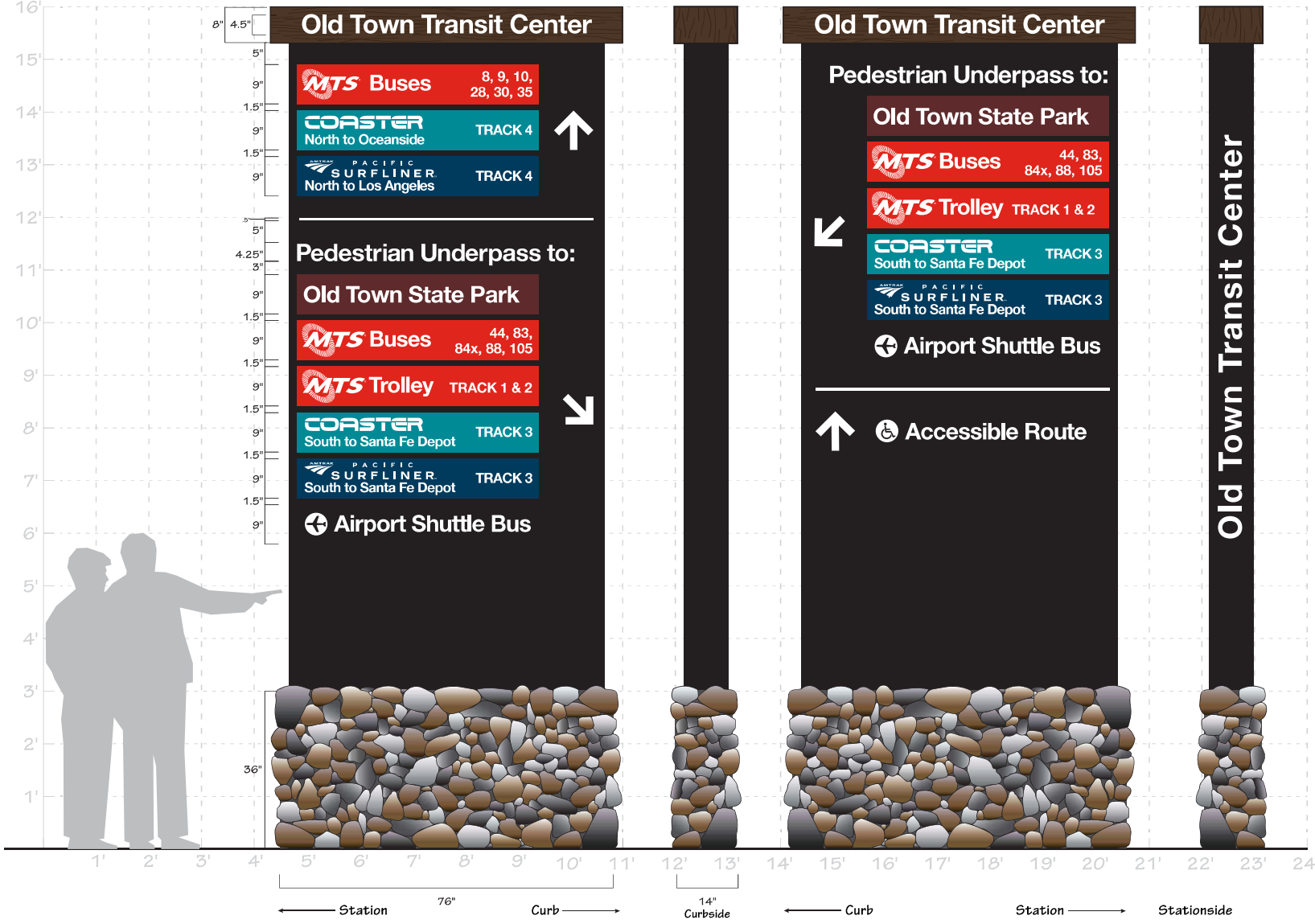

Old Town Transit Center

Item 6: LARGE WAYFINDING SIGN

LOCATION:
West Entrance of Pedestrian Underpass

SIZE: 6'w x 15'h

Notes:

Design Drawing
December 2024 / Version 12

CURRENT



PROPOSED



CURRENT



PROPOSED



Old Town
Transit Center

Item 7: INFORMATION PILLAR #1

LOCATION:
West Middle Bus Platform

SIZE: 28”w x 9’h

Notes:

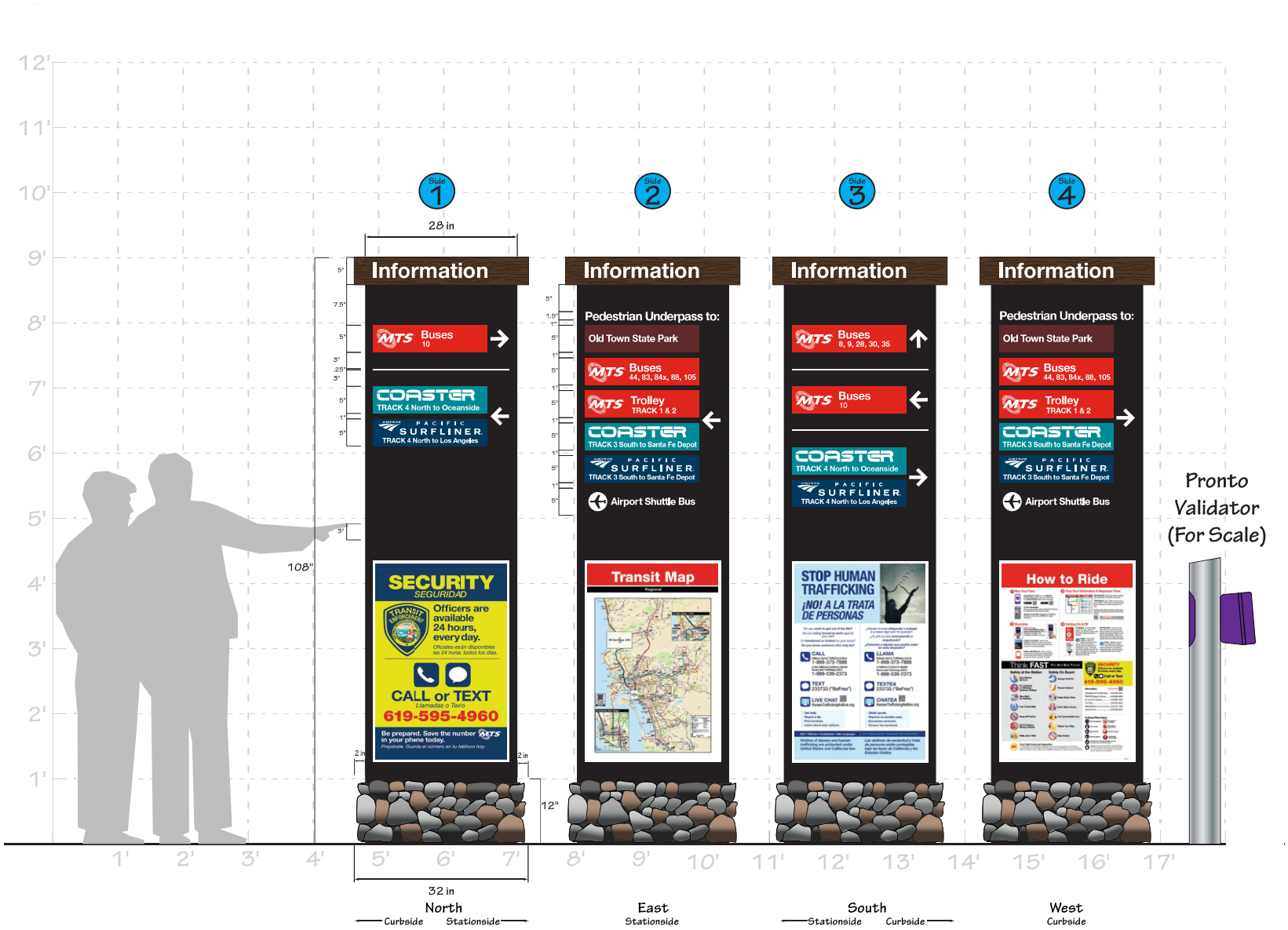

Design Drawing
December 2024 / Version 12

Old Town Transit Center

Item 7: INFORMATION PILLAR #1

LOCATION:
West Middle Bus Platform

SIZE: 28”w x 9’h

Notes:

Design Drawing
December 2024 / Version 12



PROPOSED

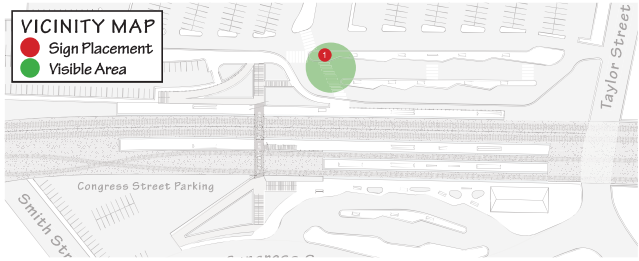



Old Town Transit Center

Item 7: INFORMATION PILLAR #1

LOCATION:
West Middle Bus Platform

SIZE: 28”w x 9’h

Notes:

Design Drawing
December 2024 / Version 12





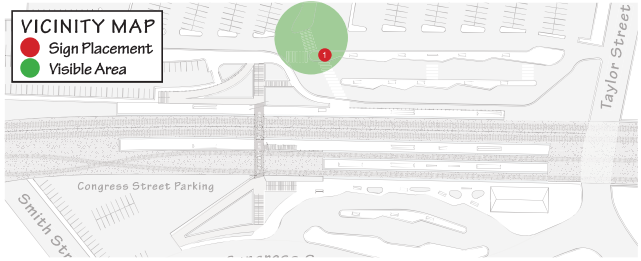



MTS

Old Town Transit Center

Item 8: INFORMATION PILLAR #2

LOCATION:
West Side - Entrance to Track 4 - Amtrak/Coaster Platform

SIZE: 28”w x 9’h

Notes:

Design Drawing
December 2024 / Version 12

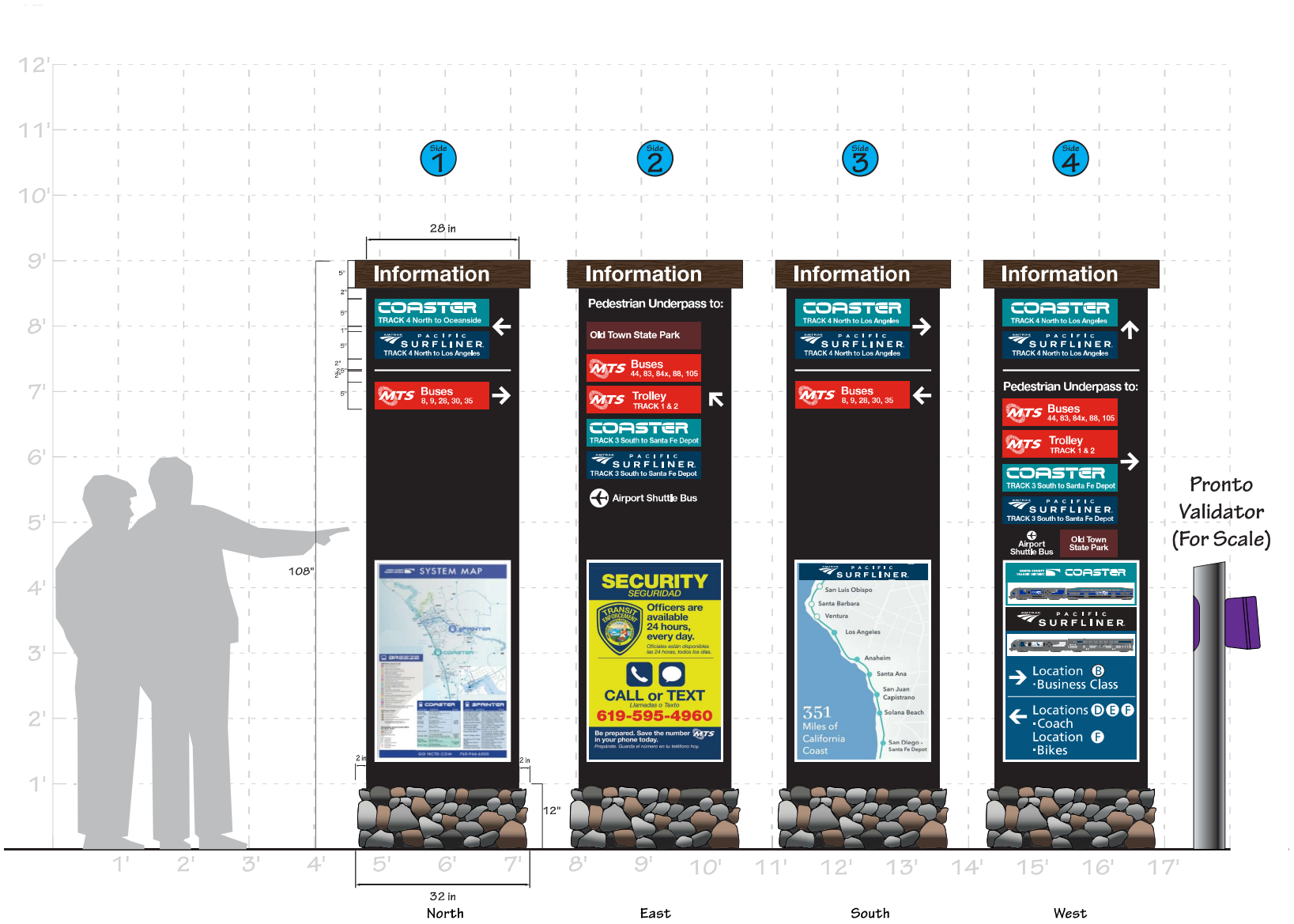

Old Town Transit Center

Item 8: INFORMATION PILLAR #2

LOCATION:
West Side - Entrance to Track 4 - Amtrak/Coaster Platform

SIZE: 28”w x 9’h

Notes:

Design Drawing
December 2024 / Version 12







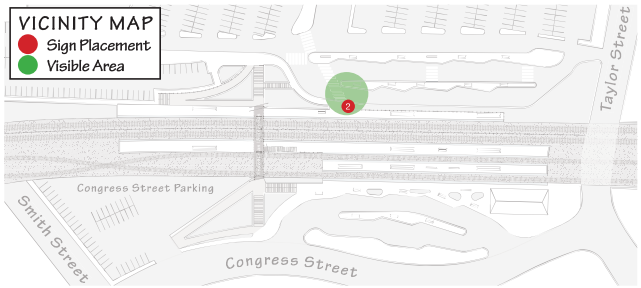

Old Town Transit Center

Item 8: INFORMATION PILLAR #2

LOCATION:
West Side - Entrance to Track 4 - Amtrak/Coaster Platform

SIZE: 28”w x 9’h

Notes:

Design Drawing
December 2024 / Version 12

CURRENT



PROPOSED

Old Town Transit Center

Item 9: INFORMATION PILLAR #3

LOCATION:
East Side - Trolley/Coaster Platform - SouthWest

SIZE: 28”w x 9’h

Notes:

Design Drawing
December 2024 / Version 12



Old Town Transit Center

Item 9: INFORMATION PILLAR #3

LOCATION:
East Side - Trolley/Coaster Platform - SouthWest

SIZE: 28”w x 9’h

Notes:

Design Drawing
December 2024 / Version 12

CURRENT



PROPOSED

Old Town Transit Center

Item 9: INFORMATION PILLAR #3

LOCATION:
East Side - Trolley/Coaster Platform - SouthWest

SIZE: 28”w x 9’h

Notes:

Design Drawing
December 2024 / Version 12







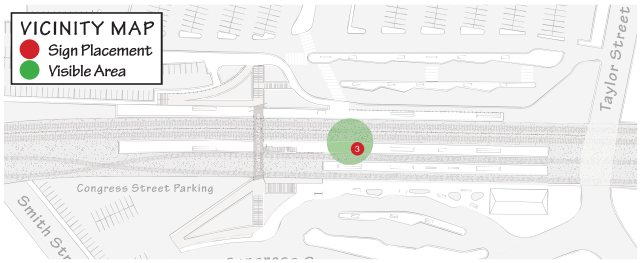

Old Town Transit Center

Item 10: INFORMATION PILLAR #4

LOCATION:
East Side - Middle Trolley Platform

SIZE: 28”w x 9’h

Notes:



Design Drawing
December 2024 / Version 12

Old Town Transit Center

Item 10: INFORMATION PILLAR #4

LOCATION:
East Side - Middle Trolley Platform

SIZE: 28”w x 9’h

Notes:

Design Drawing
December 2024 / Version 12





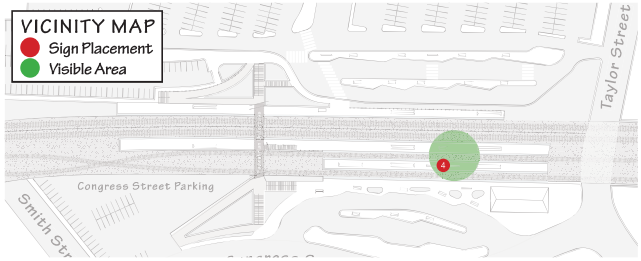

Old Town Transit Center

Item 10: INFORMATION PILLAR #4

LOCATION:
East Side - Middle Trolley Platform

SIZE: 28”w x 9’h

Notes:

Design Drawing
December 2024 / Version 12





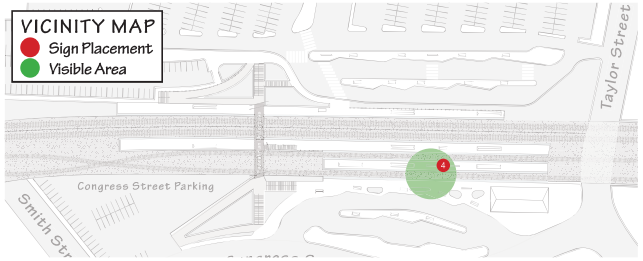



MTS

Old Town Transit Center

Item 11: INFORMATION PILLAR #5

LOCATION:
East Side - East Trolley Platform close to Store

SIZE: 28”w x 9’h

Notes:



Design Drawing
December 2024 / Version 12

Old Town
Transit Center

Item 11: INFORMATION PILLAR #5

LOCATION:
East Side - East Trolley Platform close to Store

SIZE: 28”w x 9’h

Notes:

Design Drawing
December 2024 / Version 12





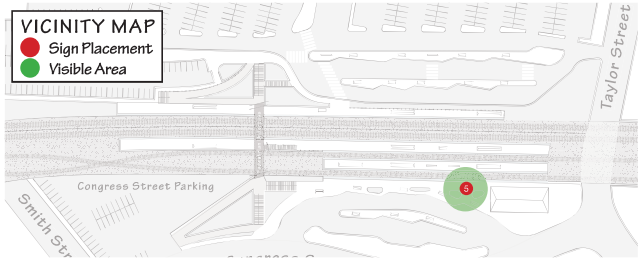



Old Town Transit Center

Item 11: INFORMATION PILLAR #5

LOCATION:
East Side - East Trolley Platform close to Store

SIZE: 28”w x 9’h

Notes:

Design Drawing
December 2024 / Version 12





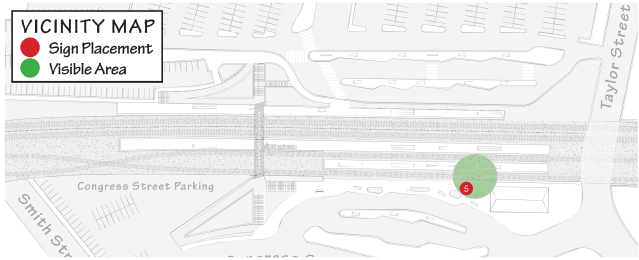



Old Town Transit Center

Item 12: INFORMATION PILLAR #6

LOCATION:
East Side - East Trolley Platform at south end

SIZE: 28”w x 9’h

Notes:

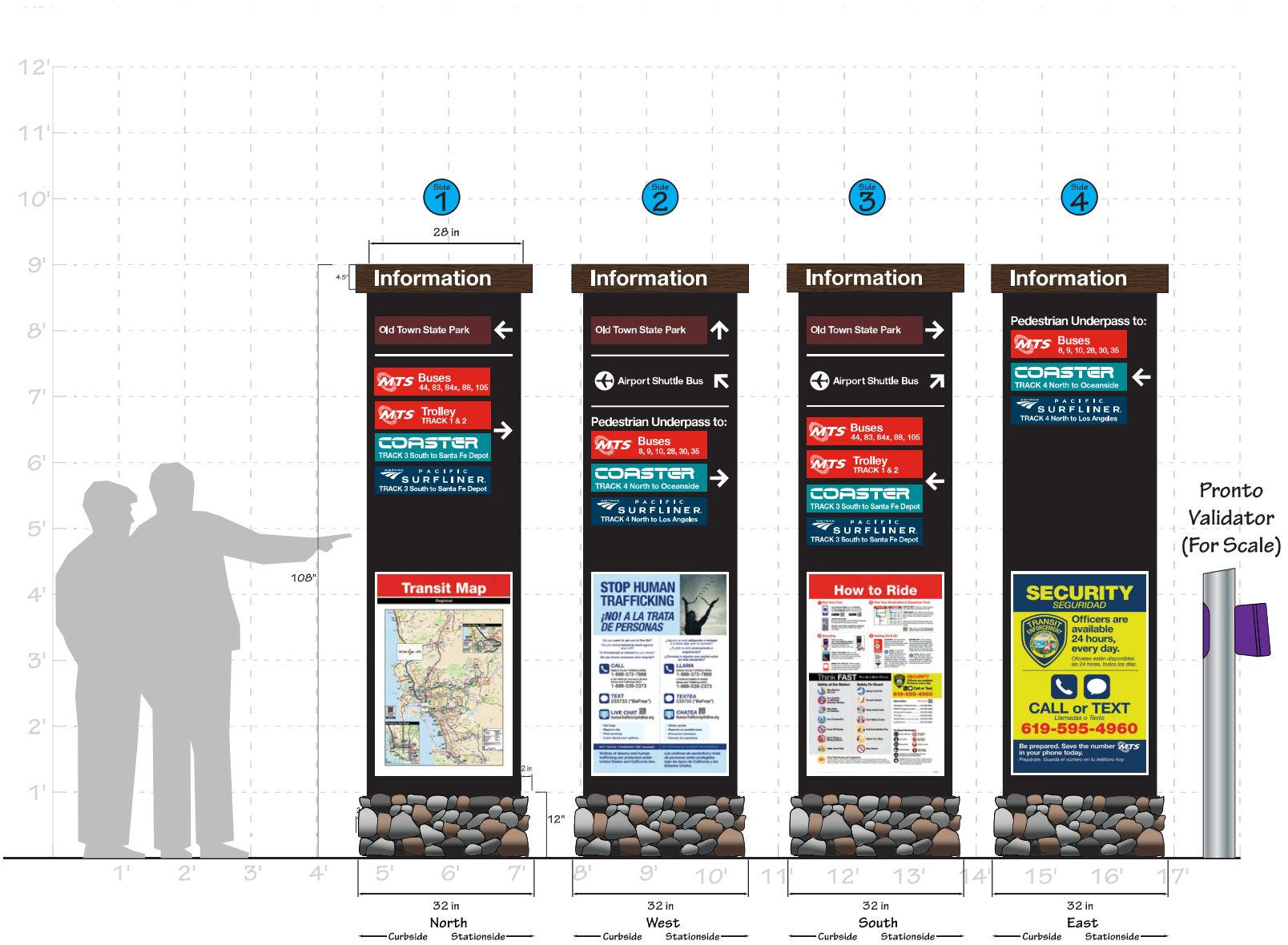

Design Drawing
December 2024 / Version 12

Old Town Transit Center

Item 12: INFORMATION PILLAR #6

LOCATION:
East Side - East Trolley Platform at south end

SIZE: 28”w x 9’h

Notes:

Design Drawing
December 2024 / Version 12



PROPOSED

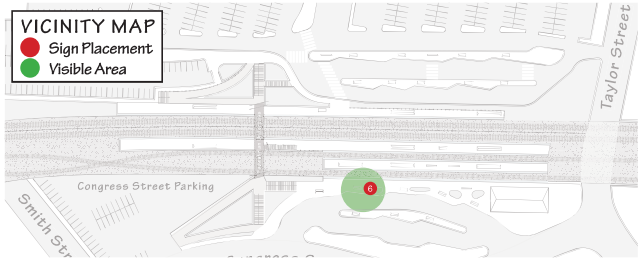



Old Town Transit Center

Item 12: INFORMATION PILLAR #6

LOCATION:
East Side - East Trolley Platform at south end

SIZE: 28”w x 9’h

Notes:

Design Drawing
December 2024 / Version 12

CURRENT



PROPOSED



VICINITY MAP
Sign Placement
Visible Area

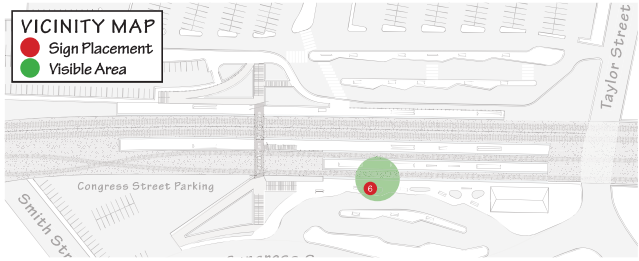

Old Town
Transit Center

Item 13: PARKING LOT ENTRANCE

LOCATION:
In parking lot

SIZE: 60”w x 66”h

Notes:

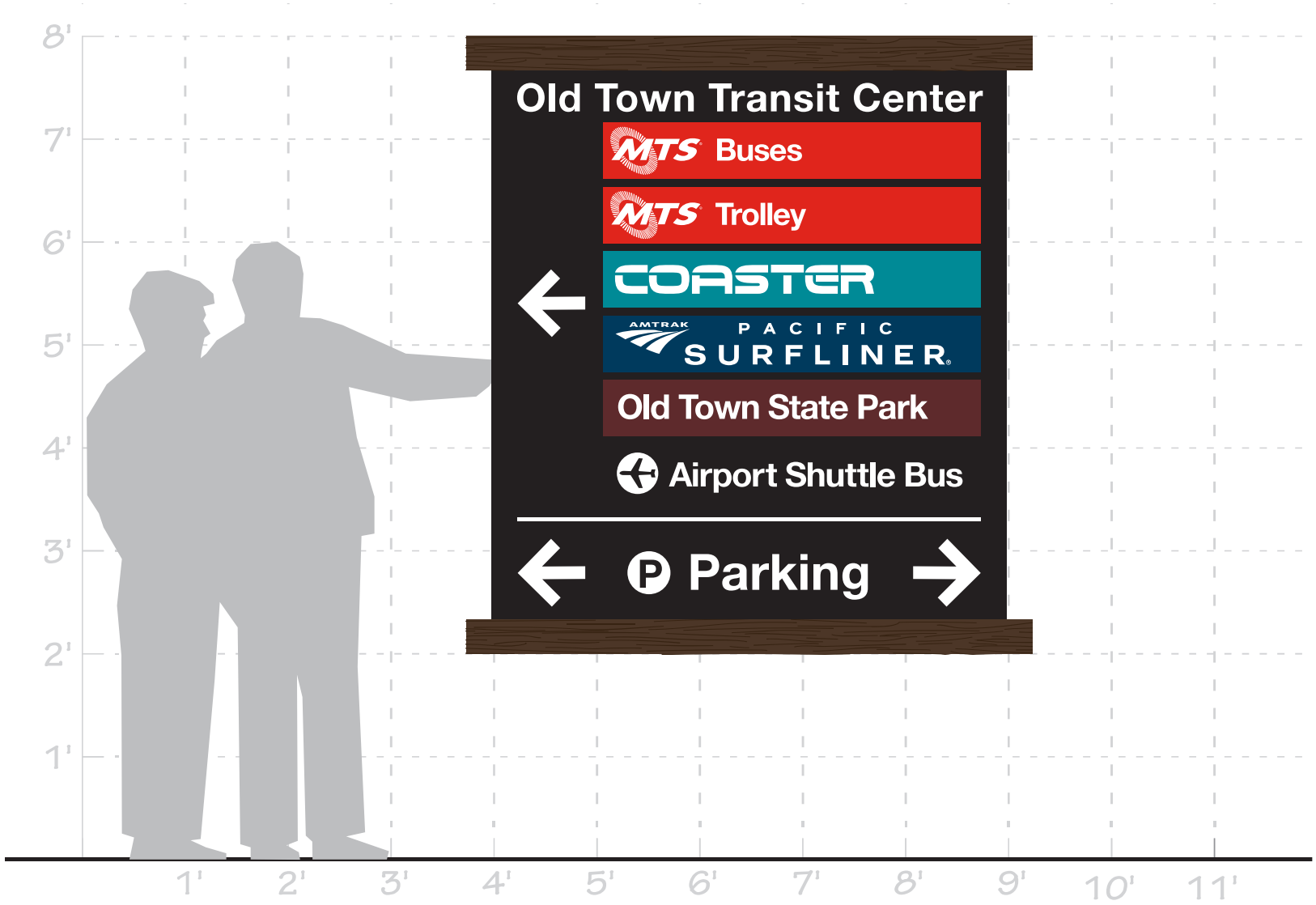

Design Drawing
December 2024 / Version 12

Old Town
Transit Center

Item 13: PARKING LOT ENTRANCE

LOCATION:
In parking lot

SIZE: 60”w x 66”h

Notes:

Design Drawing
December 2024 / Version 12



Old Town
Transit Center

Item 14: INTERIOR UNDERPASS

LOCATION:
Signs are inside of pedestrian underpass

SIZE: 76”x26” & 38”x55”

Notes:

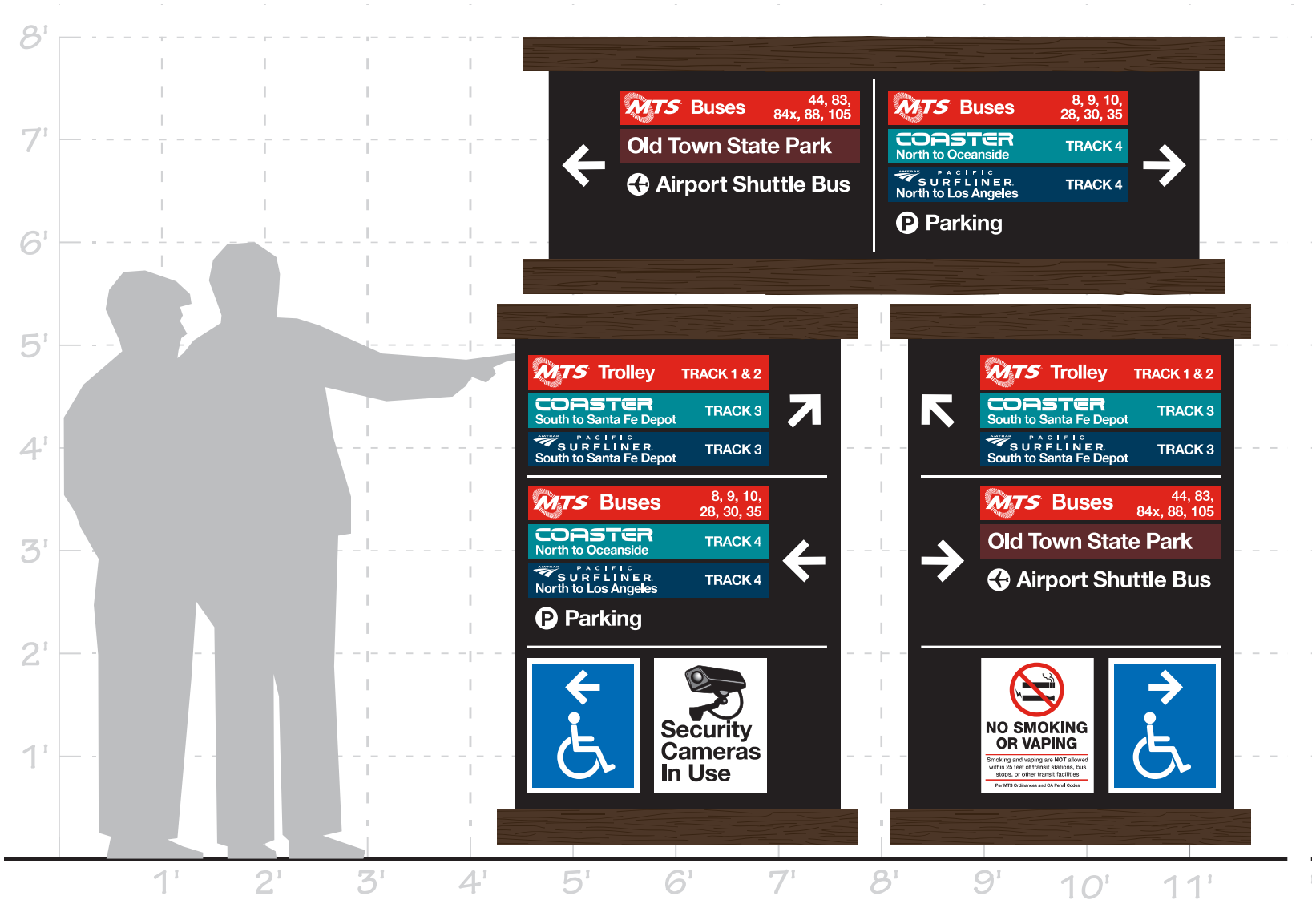

Design Drawing
December 2024 / Version 12

Old Town Transit Center

Item 14: INTERIOR UNDERPASS

LOCATION:
Signs are inside of pedestrian underpass

SIZE: 76”x26” & 38”x55”

Notes:

Design Drawing
December 2024 / Version 12

CURRENT



PROPOSED

CURRENT



PROPOSED



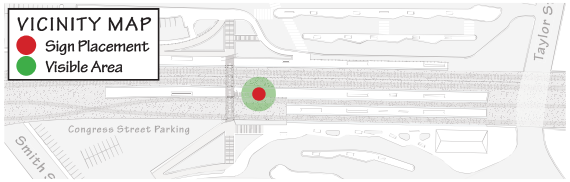

MTS

Old Town Transit Center

Item 15: ADA DIRECTIONAL

LOCATION:
Around ramp area

SIZE: 18”w x 24”h

Notes:

Design Drawing
December 2024 / Version 12





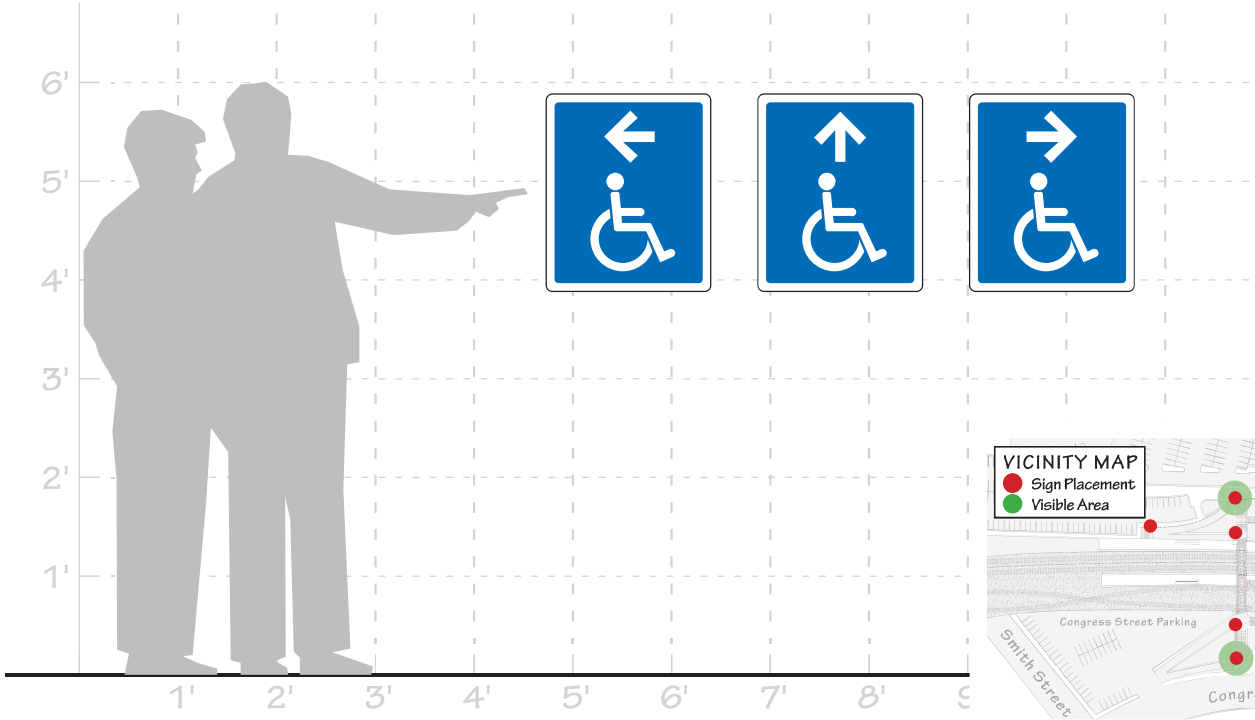

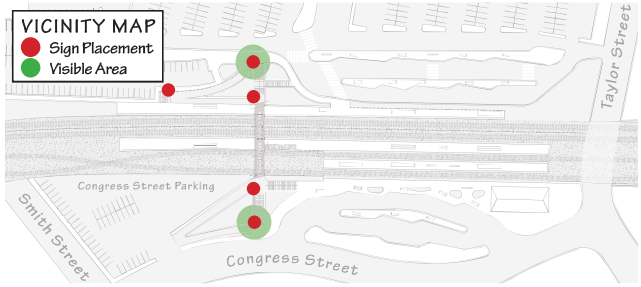

MTS

Old Town Transit Center

Item 16: SHELTER BACK & FENCE DIRECTIONAL

LOCATION:
West side shelters and fence

SIZE: 38"w x 30"h & 70"x64"

Notes:





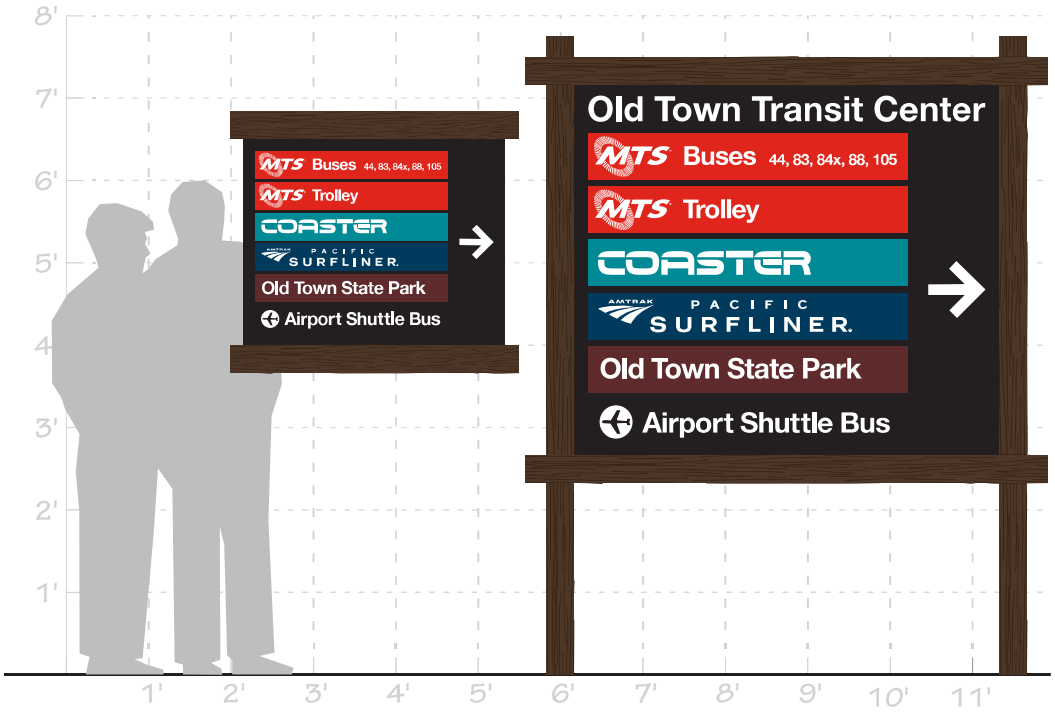

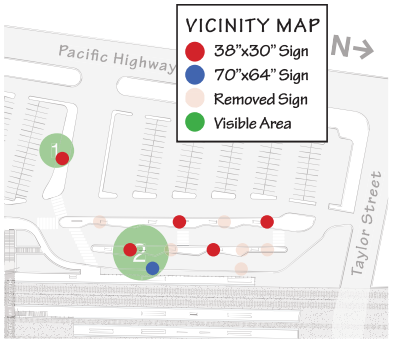

Design Drawing
December 2024 / Version 12

47
Page 36
MTS DOC NO. PWL355.0-22, WOA355-AE-75
A - 47

MTS

Old Town Transit Center

Item 17: UNDERPASS DIRECTIONAL

LOCATION:
East Side - by middle platform stairs to underpass

SIZE: 24”w x 42”h

Notes:

Design Drawing
December 2024 / Version 12







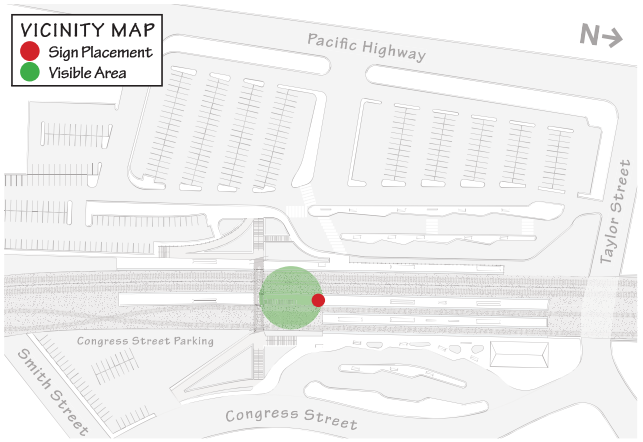

MTS

Old Town Transit Center

Item 18: UNDERPASS HEADER SMALL

LOCATION:
Above middle platform stairs to pedestrian underpass

SIZE: 48”w x 18”h

Notes:

Design Drawing
December 2024 / Version 12







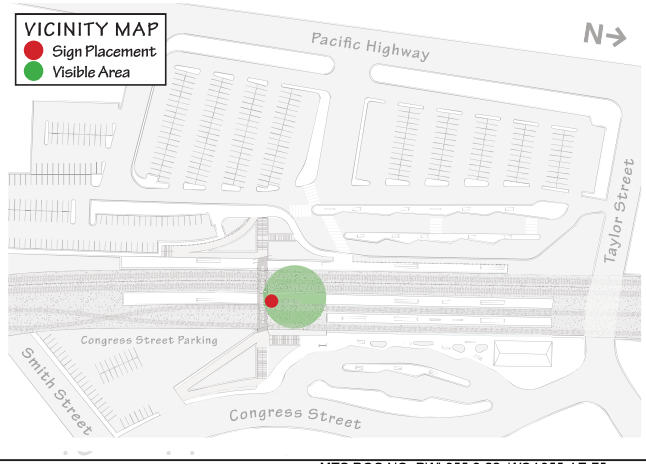

MTS

Old Town Transit Center

Item 19: UNDERPASS HEADER LARGE

LOCATION:
Above entrances to underpass

SIZE: 100”w x 24”h

Notes:

Design Drawing
December 2024 / Version 12



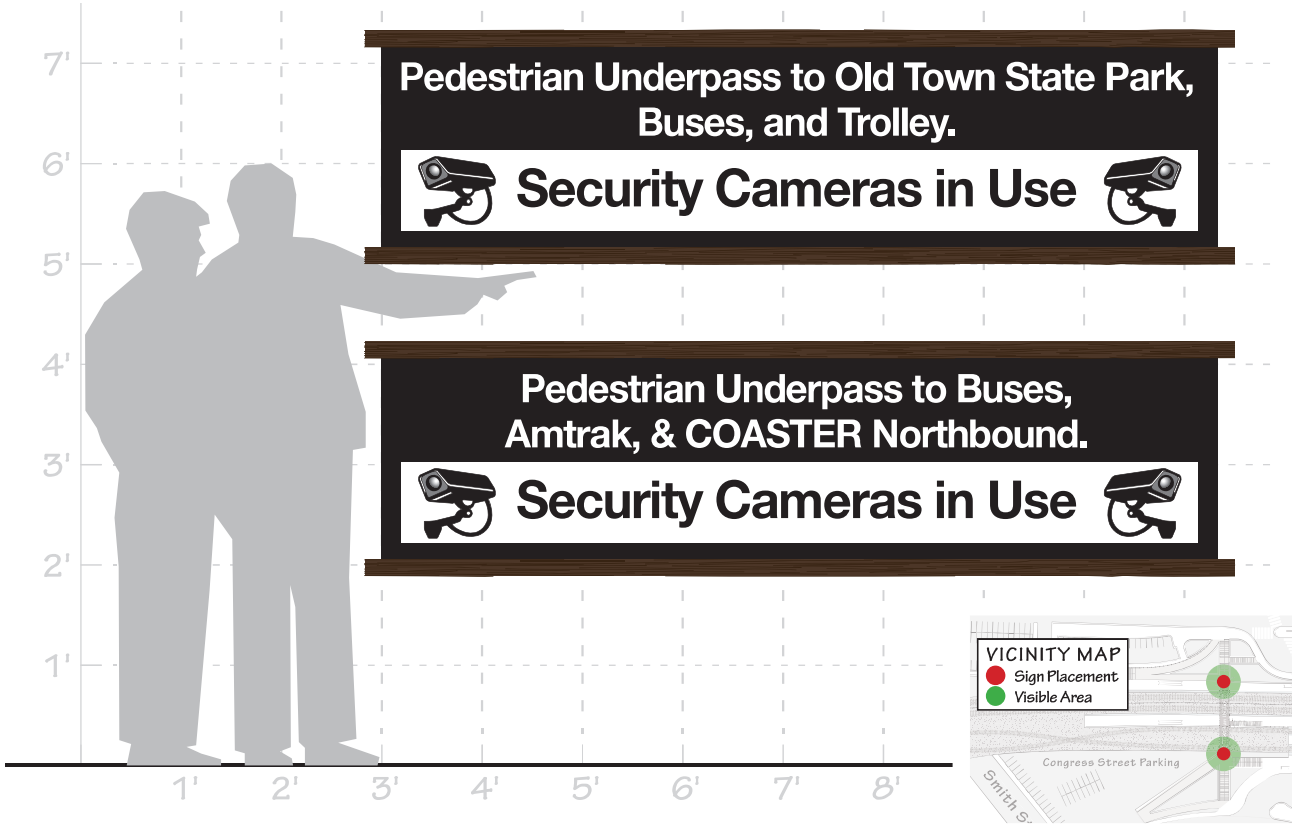

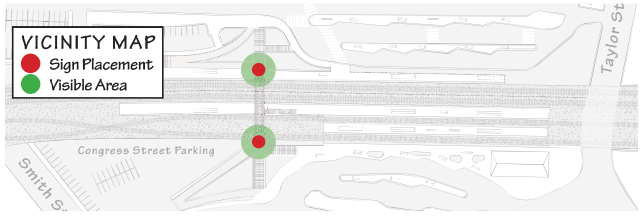

MTS

Old Town Transit Center

Item 20: EAST UNDERPASS EXIT

LOCATION:
East side exit of underpass before stairs

SIZE: 38”w x 24”h

Notes:

Design Drawing
December 2024 / Version 12





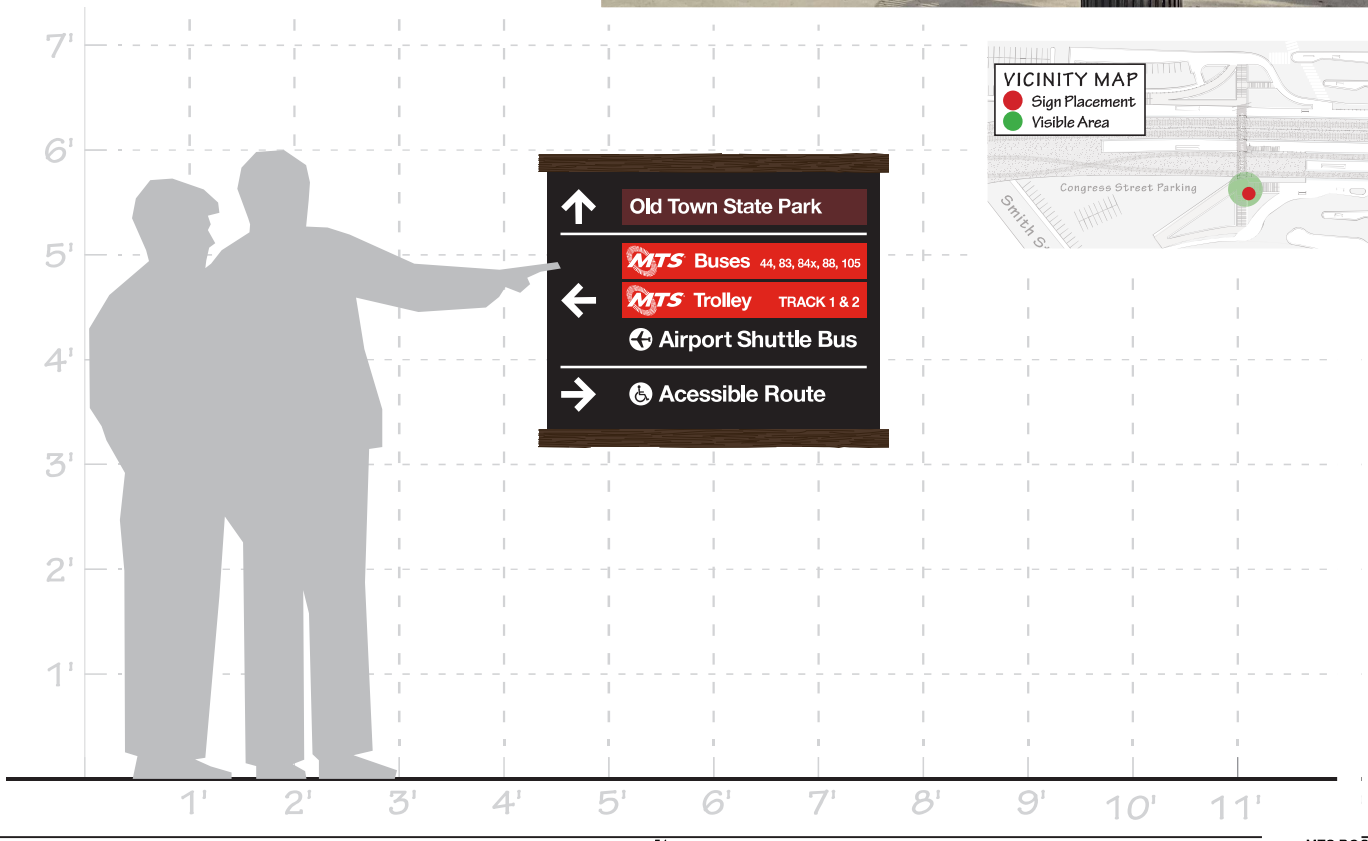

MTS

Old Town
Transit Center

Item 21: DIRECTIONAL GROUND VINYL

LOCATION:
All track platforms

SIZE: 80”w x 12”h

Notes:

Design Drawing
December 2024 / Version 12









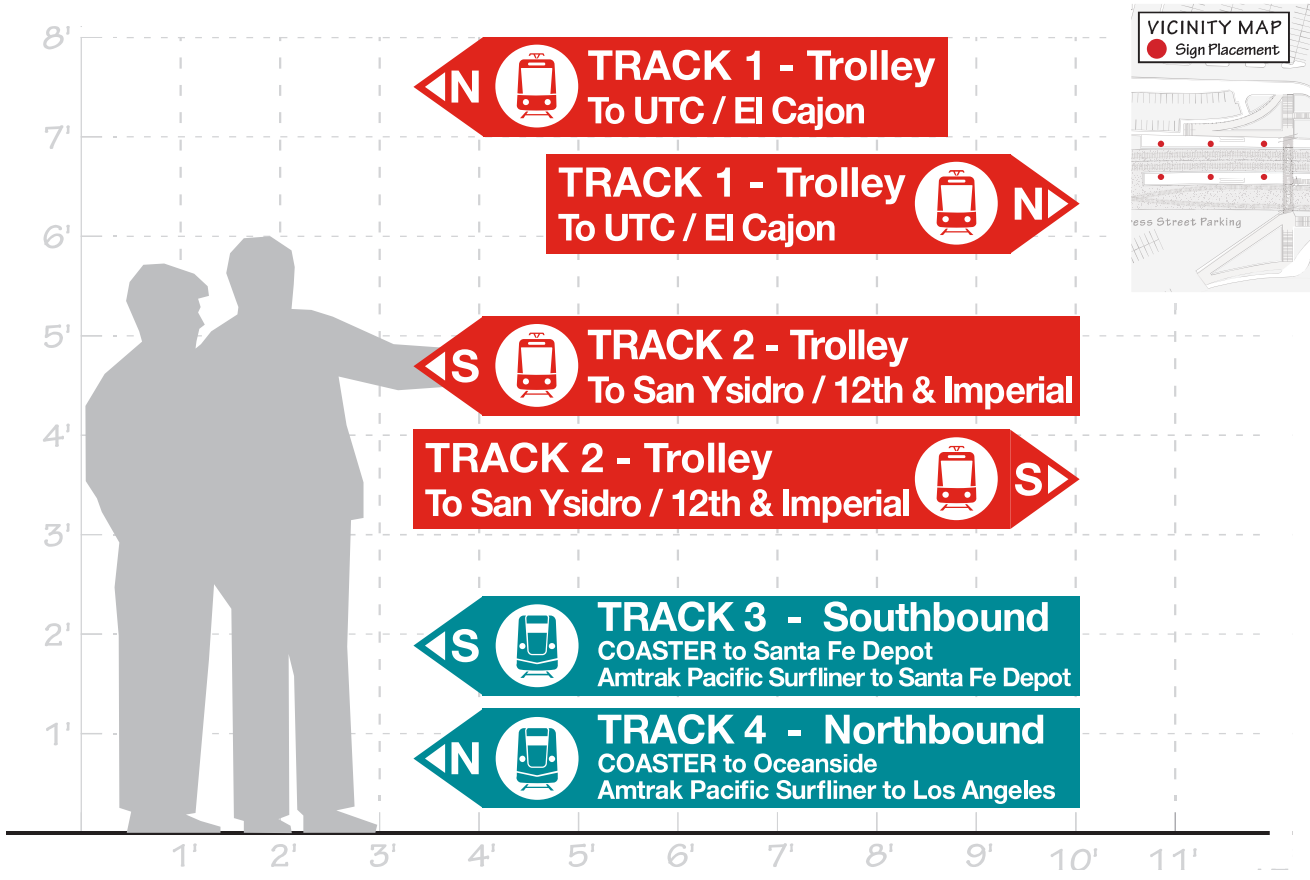

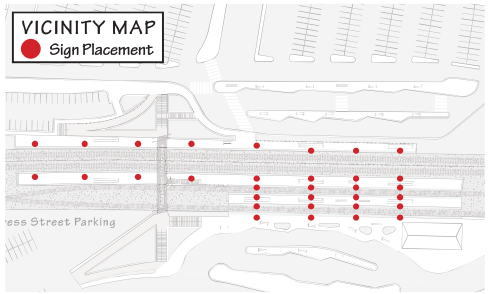

Old Town
Transit Center

Item 22: TRACK 3 & 4 FENCE SIGNS

LOCATION:
Track 3 & 4 fences

SIZE: 72”w x 20”h

Notes:

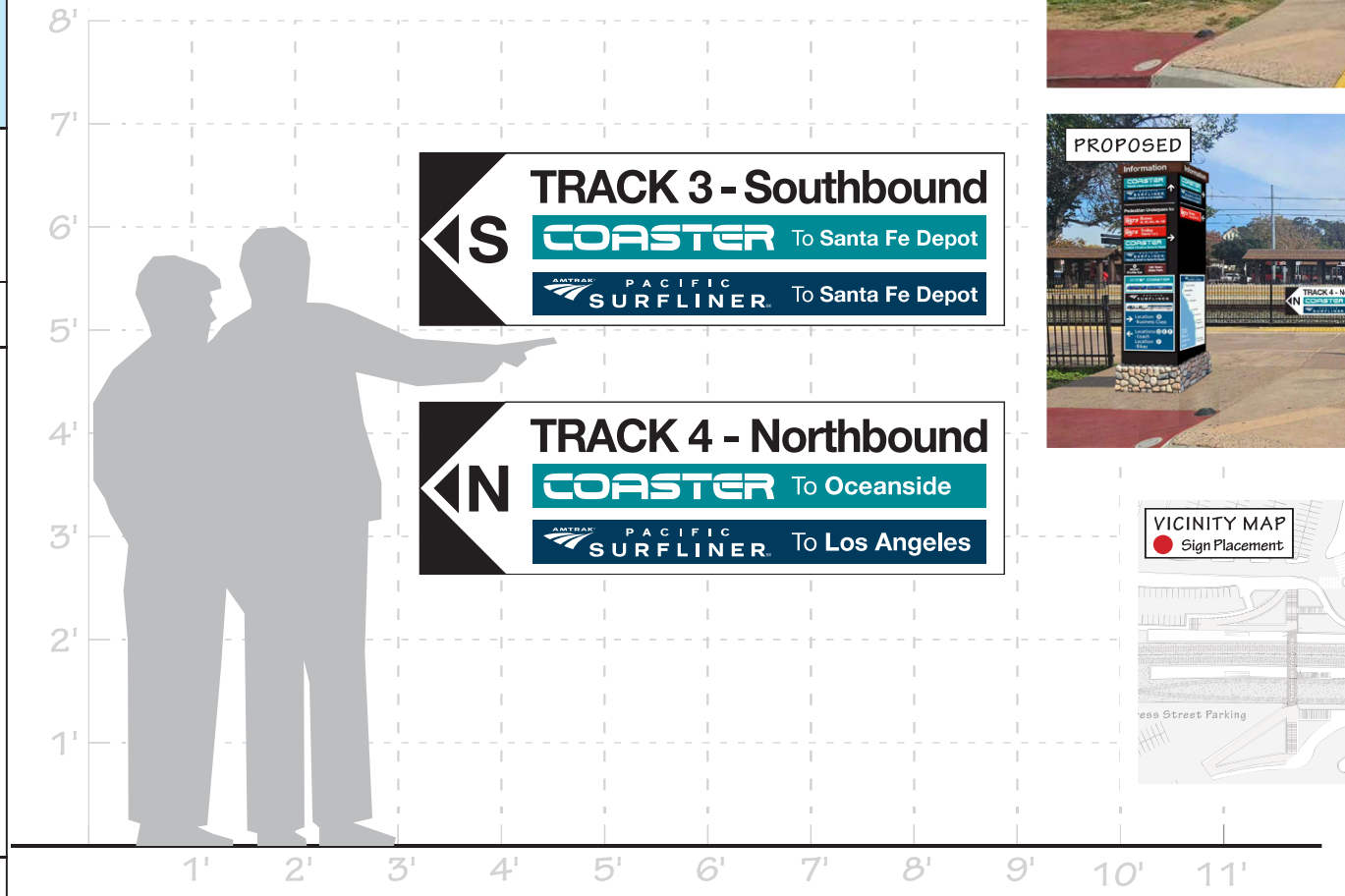



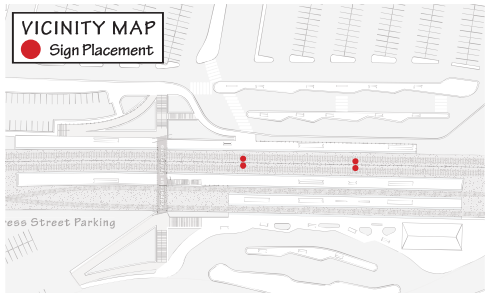

Design Drawing
December 2024 / Version 12

Old Town
Transit Center

Item 23: TRACK LABEL SIGNS

LOCATION:
All track platforms

SIZE: 20”x12” & 20”x25”

Notes:

Design Drawing
December 2024 / Version 12





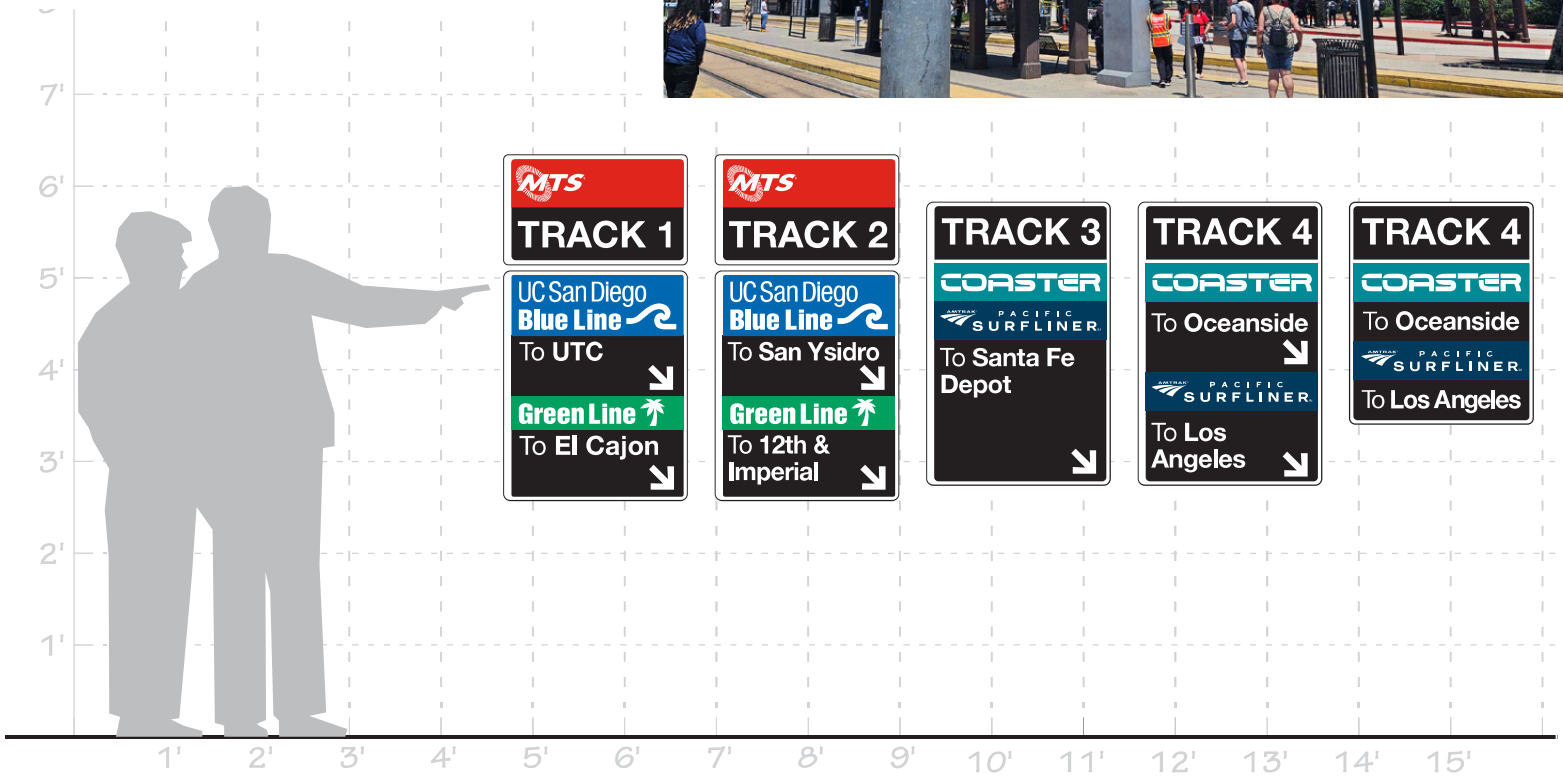

Old Town Transit Center

Item 23: TRACK LABEL SIGNS

LOCATION:
All track platforms

SIZE: 20”x12” & 20”x25”

Notes:

Design Drawing
December 2024 / Version 12

CURRENT



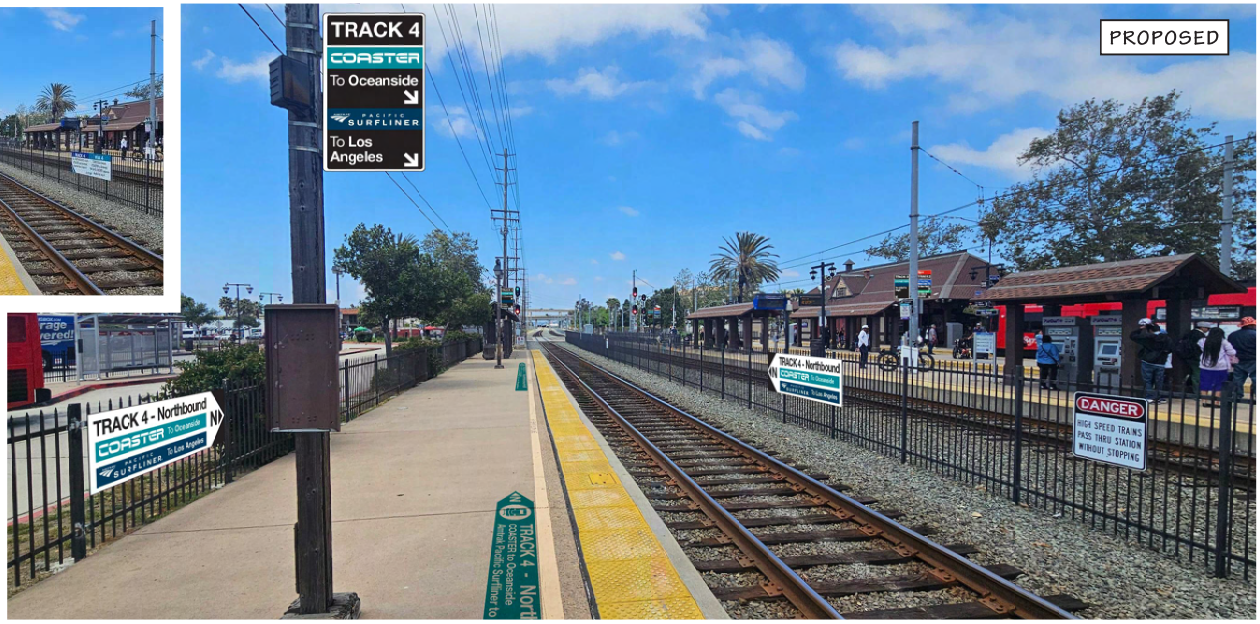

CURRENT





Old Town
Transit Center

Item 24: TRACK 4 BOARDING INFO

LOCATION:
Track 4 platform

SIZE: 34”x28”

Notes:

Design Drawing
December 2024 / Version 12





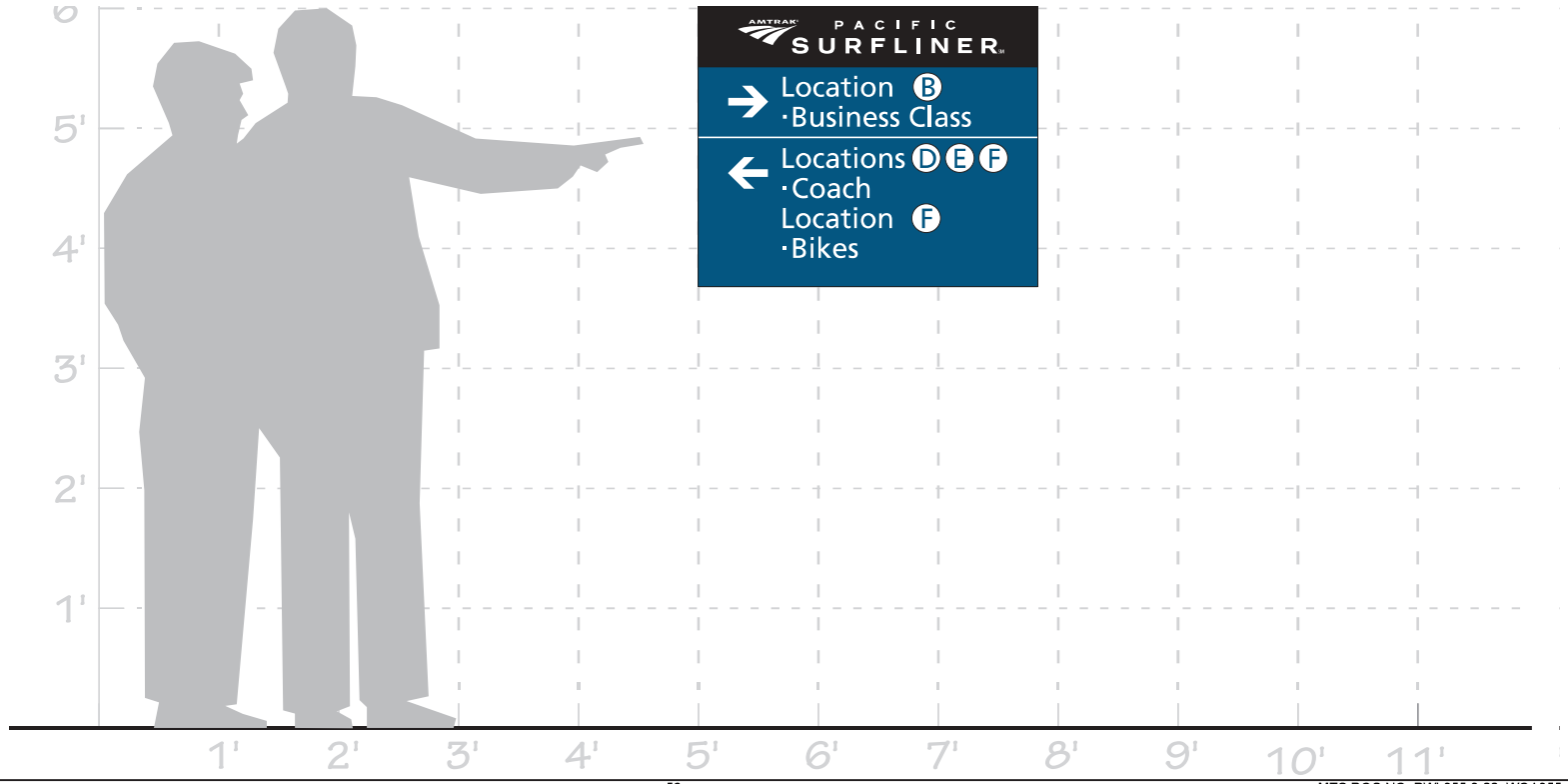

Old Town Transit Center

Item 25: OLD TOWN CHAMBER KIOSK

LOCATION:
Congress St. and Station Entrance

SIZE: 53”x46”

Notes:
Add Transit Center Panel to back side of existing Old Town State Park Map Sign

Design Drawing
December 2024 / Version 12



Old Town
Transit Center

Item 25: OLD TOWN CHAMBER KIOSK (NEW)

LOCATION:
Congress St. and Station Entrance

SIZE: 53”x46”

Notes:
Add Transit Center Panel to back side of existing Old Town State Park Map Sign

Design Drawing
December 2024 / Version 12

SIDE A: EXISTING



SIDE A: PROPOSED SIGN PANEL



SIDE B: EXISTING



SIDE B: PROPOSED SIGN PANEL



Old Town
Transit Center

Item 25: OLD TOWN CHAMBER KIOSK (BACK ONLY)

LOCATION:
Congress St. and Station Entrance

SIZE: 53”x46”

Notes:
Add Transit Center Panel to back side of existing Old Town State Park Map Sign

Design Drawing
December 2024 / Version 12

SIDE A: OLD TOWN MAP



SIDE B: BLANK



SIDE B: PROPOSED SIGN PANEL



EXHIBIT B
OTTC EXISTING SIGN TYPES


MTS
Old Town
UC San Diego Health
Hillcrest
OLDTOWN SAN DIEGO


OLD TOWN
UC
SAN DIEGO
HEALTH-
HILLCREST


Use Pedestrian
Underpass to
Buses and
Parking
32x40
Side A


Use Pedestrian
Underpass to
Buses and
Parking
32x40
Side B


Side A
Old Town
State Park
Trolleys
Coaster
Buses
8 9 10
28 30 35
150
Buses
44 88 105
58x40


Old Town
State Park
Buses
8 9 10
28 30 35
Buses
44 88 105


Q2
Ramp
Q1
Q3
DIM
16x16


Old Town
State Park
Use Pedestrian
Underpass to:
Pacific Surfliner
COASTER
Buses
8 9 9A 10
28 30 35 150
Parking
Side A
20x10.5


Old Town
State Park
COASTER
Trolley
Buses
44 84X 88 105
8 9 9A 10
Underpass to:
Pacific Surfliner
Buses
28 30 35 150
Parking
Side B


Old Town
Transit Center
Q1
DIM 72x
35


MTS
Old Town
Transit Center


Ramp
Q1
Q1
DIM 16x24


Underpass Monitored by
Closed-Circuit Television
24/7 Security Response
Q2


Q1
DIM 24x18


NO
PEDESTRIAN
ACCESS
ALLOWED
AT ANY TIME
MTS Ordinance #13


Use Pedestrian Underpass to:
Pacific Surfliner
Buses
Parking
Timetable
Cómo Viajar
Route Map
Bus Service
K2


Use Pedestrian Underpass to:
Pacific Surfliner
Buses
Parking
Bus Service
Route Map
How to Ride
Timetable
K2


Use Pedestrian Underpass to:
Pacific Surfliner
Buses
Parking
Route Map
How to Ride
K2


Use Pedestrian Underpass to:
Pacific Surfliner
Buses
Parking
Timetable
How to Ride
Route Map
VIAJE TRANQUILO
K3


Use Pedestrian Underpass to:
Pacific Surfliner
Buses
Parking
Route Map
Cómo Viajar
Timetable
RIDE ASSURED
K3


Q2
DIM 16x24


This Property Protected by Surveillance Cameras
Coaster to Oceanside
via Sorrento Valley Solana Beach Encinitas Carlsbad Poinsettia Carlsbad Village
Pacific Surfliner
Buses
Parking
39x20.5


Use Pedestrian Underpass to:
Pacific Surfliner
Buses
Parking
32x40


Q1
COASTER
Trolley
Buses
Old Town State Park
DIM 13x40


Old Town State Park
Buses
44 84X 88 105
Pacific Surfliner
Buses
8 9 9A 10
28 30 35 150
Parking
DIM 23x36 each


Old Town State Park
Buses
COASTER
Trolley
NO SMOKING ALLOWED
Q1
DIM 40x40


This Property Protected by Surveillance Cameras
NO SMOKING ALLOWED
Pacific Surfliner
Buses
8 9 9A 10
28 30 35 150
Parking
COASTER
Trolley
Q1
DIM 40x40


Trolley
16x24
Q2


Old Town San Diego
State Historic Park & Community
Underpass Monitored by
Closed-Circuit Television
24/7 Security Response


Old Town State Park
Pacific Surfliner
COASTER
Trolley
Buses
Q1
DIM 24x42


NO BICYCLING
SKATEBOARDING
ROLLERBLADING
ON PREMISES
NO LOITERING
OR SOLICITING


Pacific Surfliner
Buses
Use Pedestrian Underpass to:
Old Town State Park
COASTER
Trolley
Buses
44 84X 88 105


Use Pedestrian Underpass to:
Old Town State Park
COASTER
Trolley
Buses
44 84X 88 105


Pacific Surfliner
Use Pedestrian Underpass to:
Old Town State Park
COASTER
Trolley
Buses
44 84X 88 105


Use Pedestrian Underpass to:
Old Town State Park
COASTER
Trolley
Buses
44 84X 88 105


Use Pedestrian Underpass to:
Old Town State Park
COASTER
Trolley
Buses
44 84X 88 105


Use Pedestrian Underpass to Trolley Platform and State Park




Use Pedestrian Underpass for State Park and Trolley Platform


Old Town State Park
Pacific Surfliner
COASTER
Trolley
Buses
44 84X 88 105


Use Pedestrian Underpass to Trolley Platform and State Park


Underpass to
Trolley Platform
and State Park


Passenger Load and Unload Only


EXIT


EXIT


24 Hour Parking Limit
NOTICE
Lock Your Car
MTDB, State Parks & San Diego Trolley Inc. are not responsible for theft, fire or damage to any vehicle or article left in this lot.
42x28
Q16


NO PEDESTRIAN ACCESS ALLOWED AT ANY TIME
20x30
Q8


Shuttle Only
24x18


ATTENTION
TAXI ONLY
LIMIT: 3
Q1


STOP
EXIT


Ramp
16x16


NOT A THROUGH ROAD
Q1


OLDTOWN
SAN DIEGO
STATE HISTORIC PARK
MTS
Old Town Transit Center
Parking


MTS
Old Town
UC San Diego
Health
Hillcrest


OLD TOWN
UC
SAN DIEGO
HEALTH-
HILLCREST


Old Town
State Park
Pacific
Surfliner
COASTER
Trolley
Buses
Parking
58x
20
115x
30


PARKING ONLY
Q11
Q2


Old Town
State Park
Pacific
Surfliner
COASTER
Trolley
Buses
29x42


Use Pedestrian
Underpass to:
Old Town
State Park
COASTER
Trolley
Buses
44 84X 88 105
70x
104S


Pacific Surfliner
Buses
8 9 9A 10
28 30 35 190
Use Pedestrian
Underpass to:
Old Town
State Park
COASTER
Trolley
Buses
44 84X 88 105
70x
104S
A.f side 2

EXHIBIT C
OTTC AS-BUILT PLANS
(Attached Separately on PlanetBids)

SAN DIEGO
METROPOLITAN TRANSIT DEVELOPMENT BOARD

CONSTRUCTION CHANGE TABLE

CHANGE	DATE	SHEET NUMBERS REVISED OR ADDED THIS CHANGE
A	6/28/95	CHANGED DWG NO 1,2,3,4,5,6,7 TO 50,51,52,53,54,55,56
B	5-17-97	AS-BUILT ADDED SHTS 57 & 58

CONFORMED DRAWINGS
AS-BUILTS VOLUME I (SHEETS 1-79)

AS BUILT
Contract No. LRT-552
Date 5-7-97

CITY OF SAN DIEGO, CALIFORNIA
ENGINEERING DEPARTMENT
SHEET 1 OF 56 SHEETS
FOR CITY ENGINEER — DATE 26 OCT 95
W.O. NO 920707

DESCRIPTION	BY	APPROVED	DATE	FILMED
ORIGINAL	DE LEUW			
AS-BUILT	M.H.	MA		

1854-6267
CONTROL CERTIFICATION
NAD 83
214-1707
LAMBERT COORDINATES

CONTRACTOR HERZOG DATE STARTED 2-16-94
INSPECTOR MARTIN HALL DATE COMPLETED 6-28-96
DWG NO. 26877- / -D

OLD TOWN TRANSIT CENTER
CONTRACT LRT- NO. 552

DE LEUW, CATHER & COMPANY

APRIL 1995

FOR REDUCED PLANS
ORIGINAL SCALE IS IN INCHES 0 1 2 3

MTS DOC NO. PWL355.0-22; WO A355-AE-75

Filename: i:\projects\or\552\ge\sothk2.dgn
Time: Fri Aug 18 16:12:30 1995

CITY DWG No.	MTDB SHEET No.	DRAWING TITLE	DRAWING No.
		VOLUME I (SHEETS 1-79)	
		GENERAL DRAWINGS	
1	1	TITLE SHEET	K1
2	2	DRAWING INDEX SHEET 1 OF 2	K2
3	3	DRAWING INDEX SHEET 2 OF 2	K3
4	4	PROJECT AREA & LOCATION MAP	K4
5	5	ABBREVIATIONS	K5
6	6	SYMBOLS	K6
		SURVEY CONTROL POINTS AND DATA	
	7	SHEET 1 OF 2	CSS1
	8	SHEET 2 OF 2	CSS2
		TYPICAL SECTIONS AND DETAILS	
	9	PLATFORMS AND EASTERLY BUS BAYS	X1
7	10	STREETS	X2
8	11	TAYLOR STREET & MISC. DETAILS	X3
9	12	MISCELLANEOUS CONSTRUCTION	X4
10	13	PARKING LOT AND WEST BUS BAYS	X5
		GRADING AND MISC. CONSTRUCTION PLANS	
	14	TRANSIT CENTER & PARKING LOT	G100
11	15	SHEET 1 OF 4	G101
12	16	SHEET 2 OF 4	G102
13	17	SHEET 3 OF 4	G103
14	18	SHEET 4 OF 4	G104
	19	ALIGNMENT DATA - SHEET 1 OF 4	G105
	20	ALIGNMENT DATA - SHEET 2 OF 4	G106
	21	ALIGNMENT DATA - SHEET 3 OF 4	G107
	22	ALIGNMENT DATA - SHEET 4 OF 4	G108
		UTILITY PLANS	
15	23	LEGEND AND NOTES	U1
16	24	QUANTITIES SHEET - SHEET 1 OF 2	U2
17	25	QUANTITIES SHEET - SHEET 2 OF 2	U3
18	26	DRAINAGE ALIGNMENT DATA	U4
19	27	LAYOUT 1 OF 2	U5
20	28	LAYOUT 2 OF 2	U6
21	29	DRAINAGE IMPROVEMENTS	U7
22	30	WATER LINE PROFILES - SHEET 1 OF 2	W1
23	31	WATER LINE PROFILES - SHEET 2 OF 2	W2
24	32	SANITARY SEWER PROFILES - SHEET 1 OF 2	SS1
25	33	SANITARY SEWER PROFILES - SHEET 2 OF 2	SS2
26	34	STORM DRAIN PROFILES SHEET 1 OF 6	D1
27	35	STORM DRAIN PROFILES SHEET 2 OF 6	D2
28	36	STORM DRAIN PROFILES SHEET 3 OF 6	D3
29	37	STORM DRAIN PROFILES SHEET 4 OF 6	D4
30	38	STORM DRAIN PROFILES SHEET 5 OF 6	D5
31	39	STORM DRAIN PROFILES SHEET 6 OF 6	D6
	40	DRAIN INLET PROFILES	D7
	41	STORM WATER PUMPING STATION SHEET 1 OF 2	PS1
	42	STORM WATER PUMPING STATION SHEET 2 OF 2	PS2

CITY DWG No.	MTDB SHEET No.	DRAWING TITLE	DRAWING No.
		LANDSCAPE PLANS	
	43	URBAN DESIGN PLAN 1 OF 4	HP1
	44	URBAN DESIGN PLAN 2 OF 4	HP2
	45	URBAN DESIGN PLAN 3 OF 4	HP3
	46	URBAN DESIGN PLAN 4 OF 4	HP4
	47	CONSTRUCTION DETAILS 1 OR 4	HP5
	48	CONSTRUCTION DETAILS 2 OF 4	HP6
	49	CONSTRUCTION DETAILS 3 OF 4	HP7
	50	CONSTRUCTION DETAILS 4 OF 4	HP8
	51	IRRIGATION PLAN 1 OF 4	HP9
	52	IRRIGATION PLAN 2 OF 4	HP10
	53	IRRIGATION PLAN 3 OF 4	HP11
	54	IRRIGATION PLAN 4 OF 4	HP12
	55	IRRIGATION LEGEND AND DETAILS	HP13
	56	PLANTING PLAN 1 OF 4	HP14
	57	PLANTING PLAN 2 OF 4	HP15
	58	PLANTING PLAN 3 OF 4	HP16
	59	PLANTING PLAN 4 OF 4	HP17
	60	PLANTING LEGEND AND DETAILS	HP18
	61	TAYLOR ST. WIDENING-IRRIGATION	HP19
	62	TAYLOR ST. WIDENING-PLANTING	HP20
		PEDESTRIAN PASSAGEWAY	
	63	GENERAL PLAN	ST1
	64	PLAN AND PROFILE	ST2
	65	PASSAGEWAY DETAILS - 1	ST3
	66	RAMP No. 1	ST4
	67	RAMP NO. 2	ST5
	68	RAMP DETAILS	ST6
	69	STAIRS-1	ST7
	70	STAIRS - 2	ST8
	71	STAIR DETAILS	ST9
	72	WATERPROOFING DETAILS	ST10
	73	MISCELLANEOUS DETAILS	ST11
	74	STRAY CURRENT DETAILS	ST12
	75	LAYOUT SHEET 1 OF 2	ST20
	76	LAYOUT SHEET 2 OF 2	ST21
	77	ELEVATION SHEET 1 OF 2	ST22
	78	ELEVATION SHEET 2 OF 2	ST23
	79	HANDRAILS AND STAIR DETAILS	ST24
		VOLUME II (SHEETS 80-160)	
		STREET IMPROVEMENT PLAN AND PROFILE	
32	80	CONGRESS ST SHEET 1 OF 2	C1
33	81	CONGRESS ST SHEET 2 OF 2	C2
34	82	TAYLOR ST SHEET 1 OF 2	C3
35	83	TAYLOR ST SHEET 2 OF 2	C4
36	84	CURB PROFILES 1 OF 2	C5
37	85	CURB PROFILES 2 OF 2	C6
38	86	WALLACE ST. AND PACIFIC HWY	C7

CITY DWG No.	MTDB SHEET No.	DRAWING TITLE	DRAWING No.
		SIGNING, STRIPING AND MARKING PLANS	
39	87	TAYLOR STREET	SN1
40	88	CONGRESS	SN2
	89	PARKING LOT AND BUS BAYS	SN3
		QUANTITY SUMMARY	
41	90	DETOUR & CONSTRUCTION STAGING SHEET 1 OF 3	Q1
42	91	PERMANENT TRAFFIC CONTROL FACILITIES - SHEET 2 OF 3	Q2
43	92	CIVIL - SHEET 3 OF 3	Q3
		ELECTRICAL PLANS	
44	93	TRAFFIC SIGNALS AT PACIFIC HWY/TAYLOR ST.	E1
45	94	TRAFFIC SIGNALS AT CONGRESS/TAYLOR ST.	E2
46	95	STREET LIGHTING CONGRESS STREET	E3
47	96	TRAFFIC SIGNALS AT PACIFIC HWY/PKG LOT	E4
48	97	TRAFFIC SIGNALS AT JUAN/TAYLOR ST.	E5
49	98	TRAFFIC SIGNALS AT CONGRESS STREET	E6
	99	SCHEDULES AND DIAGRAMS	E100
	100	LIGHTING	E101
	101	POWER	E102
	102	DETAILS & SCHEMATICS	E103
	103	RAMPS AND STAIR PLAN	E104
		EMERGENCY REPORTING SYSTEM	
	104	EMERGENCY SYSTEM BLOCK DIAGRAM	SI10
	105	EMERGENCY SYSTEM STATION PANEL	SI11
	106	PANEL LOCATION AND MOUNTING BRACKET	SI12
	107	CC PERS CONTROL PANEL LAYOUT	SI13
		DETOUR AND CONSTRUCTION STAGING PLANS	
50	108	CONGRESS ST 1 OF 4	SC1
51	108A	CONGRESS ST 2 OF 4	SC1A
52	109	CONGRESS ST 3 OF 4	SC2
53	110	CONGRESS ST 4 OF 4	SC2A
54	111	TAYLOR ST 1 OF 4	SC3
55	112	TAYLOR ST 2 OF 4	SC4
56	113	TAYLOR ST 3 OF 4	SC5

DRAWINGS CONT'D. ON SHEET NO. 3

AS BUILT
Contract No. LRT-552
Date 4-3-97

CITY OF SAN DIEGO, CALIFORNIA
ENGINEERING DEPARTMENT
SHEET 2 OF 2 SHEETS
Lee Chy Est. 26 1951
FOR CITY ENGINEER — DATE

DESCRIPTION	BY	APPROVED	DATE	FILMED
ORIGINAL	DE LEUW			
AS-BUILT	M.H.	MAC		

CONTRACTOR HERZOG
INSPECTOR MARTIN HALL
DATE STARTED 2-16-94
DATE COMPLETED 6-28-96

W.O. NO 920707
1954-6267
CONTROL CERTIFICATION
NAD 83
214-1707
LAMBERT COORD/RATES
DWG NO. 26877- 2 -D

NO.	DATE	REVISIONS	BY	CHK	APRV
1	8-95	CCO # Assoc Con Dwg 4b	RG		
	4-95	CONFORMED			

DE LEUW CATHER

DESIGNED BY HRS	DATE 6/20/94
DRAWN BY HRS	9/16/94
CHECKED BY RHL	1/6/95
MTDB PRJ.ENG. D. RAGLAND	

MTDB
Metropolitan Transit Development Board
1255 Imperial Avenue, Suite 1000, San Diego, CA. 92101-7490

LIGHT RAIL GUIDEWAY PROJECT
San Diego
OLD TOWN TRANSIT CENTER
GENERAL DRAWINGS
DRAWING INDEX
SHEET 1 OF 2

SCALE NTS
MTDB CONTRACT NO. LRT 552
DRAWING NO. K2 SHEET NO. 2

FOR REDUCED PLANS ORIGINAL SCALE IS IN INCHES 0 1 2 3

Pen Tables: i:\plotpens\pom-sites.tbl
PRF Files: i:\PRFPLOTS\DTK2.PRF

MTS DOC NO. PWL355.0-22; WOA355-AE-75

CITY DWG No.	MTDB SHEET No.	DRAWING TITLE	DRAWING No.
		VOLUME I (SHEETS 1-79)	
		GENERAL DRAWINGS	
1	1	TITLE SHEET	K1
2	2	DRAWING INDEX SHEET 1 OF 2	K2
3	3	DRAWING INDEX SHEET 2 OF 2	K3
4	4	PROJECT AREA & LOCATION MAP	K4
5	5	ABBREVIATIONS	K5
6	6	SYMBOLS	K6
		SURVEY CONTROL POINTS AND DATA	
	7	SHEET 1 OF 2	CSS1
	8	SHEET 2 OF 2	CSS2
		TYPICAL SECTIONS AND DETAILS	
	9	PLATFORMS AND EASTERLY BUS BAYS	X1
7	10	STREETS	X2
8	11	TAYLOR STREET & MISC. DETAILS	X3
9	12	MISCELLANEOUS CONSTRUCTION	X4
10	13	PARKING LOT AND WEST BUS BAYS	X5
		GRADING AND MISC. CONSTRUCTION PLANS	
	14	TRANSIT CENTER & PARKING LOT	G100
11	15	SHEET 1 OF 4	G101
12	16	SHEET 2 OF 4	G102
13	17	SHEET 3 OF 4	G103
14	18	SHEET 4 OF 4	G104
	19	ALIGNMENT DATA - SHEET 1 OF 4	G105
	20	ALIGNMENT DATA - SHEET 2 OF 4	G106
	21	ALIGNMENT DATA - SHEET 3 OF 4	G107
	22	ALIGNMENT DATA - SHEET 4 OF 4	G108
		UTILITY PLANS	
15	23	LEGEND AND NOTES	U1
16	24	QUANTITIES SHEET - SHEET 1 OF 2	U2
17	25	QUANTITIES SHEET - SHEET 2 OF 2	U3
18	26	DRAINAGE ALIGNMENT DATA	U4
19	27	LAYOUT 1 OF 2	U5
20	28	LAYOUT 2 OF 2	U6
21	29	DRAINAGE IMPROVEMENTS	U7
22	30	WATER LINE PROFILES - SHEET 1 OF 2	W1
23	31	WATER LINE PROFILES - SHEET 2 OF 2	W2
24	32	SANITARY SEWER PROFILES - SHEET 1 OF 2	SS1
25	33	SANITARY SEWER PROFILES - SHEET 2 OF 2	SS2
26	34	STORM DRAIN PROFILES SHEET 1 OF 6	D1
27	35	STORM DRAIN PROFILES SHEET 2 OF 6	D2
28	36	STORM DRAIN PROFILES SHEET 3 OF 6	D3
29	37	STORM DRAIN PROFILES SHEET 4 OF 6	D4
30	38	STORM DRAIN PROFILES SHEET 5 OF 6	D5
31	39	STORM DRAIN PROFILES SHEET 6 OF 6	D6
	40	DRAIN INLET PROFILES	D7
	41	STORM WATER PUMPING STATION SHEET 1 OF 2	PS1
	42	STORM WATER PUMPING STATION SHEET 2 OF 2	PS2

CITY DWG No.	MTDB SHEET No.	DRAWING TITLE	DRAWING No.
		LANDSCAPE PLANS	
	43	URBAN DESIGN PLAN 1 OF 4	HP1
	44	URBAN DESIGN PLAN 2 OF 4	HP2
	45	URBAN DESIGN PLAN 3 OF 4	HP3
	46	URBAN DESIGN PLAN 4 OF 4	HP4
	47	CONSTRUCTION DETAILS 1 OR 4	HP5
	48	CONSTRUCTION DETAILS 2 OF 4	HP6
	49	CONSTRUCTION DETAILS 3 OF 4	HP7
	50	CONSTRUCTION DETAILS 4 OF 4	HP8
	51	IRRIGATION PLAN 1 OF 4	HP9
	52	IRRIGATION PLAN 2 OF 4	HP10
	53	IRRIGATION PLAN 3 OF 4	HP11
	54	IRRIGATION PLAN 4 OF 4	HP12
	55	IRRIGATION LEGEND AND DETAILS	HP13
	56	PLANTING PLAN 1 OF 4	HP14
	57	PLANTING PLAN 2 OF 4	HP15
	58	PLANTING PLAN 3 OF 4	HP16
	59	PLANTING PLAN 4 OF 4	HP17
	60	PLANTING LEGEND AND DETAILS	HP18
	61	TAYLOR ST. WIDENING-IRRIGATION	HP19
	62	TAYLOR ST. WIDENING-PLANTING	HP20
		PEDESTRIAN PASSAGEWAY	
	63	GENERAL PLAN	ST1
	64	PLAN AND PROFILE	ST2
	65	PASSAGEWAY DETAILS - 1	ST3
	66	RAMP No. 1	ST4
	67	RAMP NO. 2	ST5
	68	RAMP DETAILS	ST6
	69	STAIRS-1	ST7
	70	STAIRS - 2	ST8
	71	STAIR DETAILS	ST9
	72	WATERPROOFING DETAILS	ST10
	73	MISCELLANEOUS DETAILS	ST11
	74	STRAY CURRENT DETAILS	ST12
	75	LAYOUT SHEET 1 OF 2	ST20
	76	LAYOUT SHEET 2 OF 2	ST21
	77	ELEVATION SHEET 1 OF 2	ST22
	78	ELEVATION SHEET 2 OF 2	ST23
	79	HANDRAILS AND STAIR DETAILS	ST24
		VOLUME II (SHEETS 80-160)	
		STREET IMPROVEMENT PLAN AND PROFILE	
32	80	CONGRESS ST SHEET 1 OF 2	C1
33	81	CONGRESS ST SHEET 2 OF 2	C2
34	82	TAYLOR ST SHEET 1 OF 2	C3
35	83	TAYLOR ST SHEET 2 OF 2	C4
36	84	CURB PROFILES 1 OF 2	C5
37	85	CURB PROFILES 2 OF 2	C6
38	86	WALLACE ST. AND PACIFIC HWY	C7

CITY DWG No.	MTDB SHEET No.	DRAWING TITLE	DRAWING No.
		SIGNING, STRIPING AND MARKING PLANS	
39	87	TAYLOR STREET	SN1
40	88	CONGRESS	SN2
	89	PARKING LOT AND BUS BAYS	SN3
		QUANTITY SUMMARY	
41	90	DETOUR & CONSTRUCTION STAGING SHEET 1 OF 3	Q1
42	91	PERMANENT TRAFFIC CONTROL FACILITIES - SHEET 2 OF 3	Q2
43	92	CIVIL - SHEET 3 OF 3	Q3
		ELECTRICAL PLANS	
44	93	TRAFFIC SIGNALS AT PACIFIC HWY/TAYLOR ST.	E1
45	94	TRAFFIC SIGNALS AT CONGRESS/TAYLOR ST.	E2
46	95	STREET LIGHTING CONGRESS STREET	E3
47	96	TRAFFIC SIGNALS AT PACIFIC HWY/PKG LOT	E4
48	97	TRAFFIC SIGNALS AT JUAN/TAYLOR ST.	E5
49	98	TRAFFIC SIGNALS AT CONGRESS STREET	E6
	99	SCHEDULES AND DIAGRAMS	E100
	100	LIGHTING	E101
	101	POWER	E102
	102	DETAILS & SCHEMATICS	E103
	103	RAMPS AND STAIR PLAN	E104
		EMERGENCY REPORTING SYSTEM	
	104	EMERGENCY SYSTEM BLOCK DIAGRAM	S110
	105	EMERGENCY SYSTEM STATION PANEL	S111
	106	PANEL LOCATION AND MOUNTING BRACKET	S112
	107	CC PERS CONTROL PANEL LAYOUT	S113
		DETOUR AND CONSTRUCTION STAGING PLANS	
50	108	CONGRESS ST 1 OF 4	SC1
51	108A	CONGRESS ST 2 OF 4	SC1A
52	109	CONGRESS ST 3 OF 4	SC2
53	110	CONGRESS ST 4 OF 4	SC2A
54	111	TAYLOR ST 1 OF 4	SC3
55	112	TAYLOR ST 2 OF 4	SC4
56	113	TAYLOR ST 3 OF 4	SC5

DRAWINGS CONT'D. ON SHEET NO. 3

AS BUILT
Contract No. LRT-552
Date 4-3-97

CITY OF SAN DIEGO, CALIFORNIA
ENGINEERING DEPARTMENT
SHEET 2 OF 58 SHEETS
FOR CITY ENGINEER Lee Chy DATE Oct. 24, 1995

DESCRIPTION	BY	APPROVED	DATE	FILMED
ORIGINAL	DE LEUW			
AS-BUILT	M.H.	MPC		

W.O. NO. 920707
1854-6267
CONTROL CERTIFICATION
NAD 83
214-1707
GRID COORDINATES
CONTRACTOR HERZOG DATE STARTED 2-16-94
INSPECTOR MARTIN HALL DATE COMPLETED 6-28-96
DWG NO. 26877-2-D

NO.	DATE	REVISIONS	BY	CHK	APRV
1	8-95	CCO # Assoc Cm Doc No	RG		
	4-95	CONFORMED			

DE LEUW CATHER

DESIGNED BY HRS	DATE 6/20/94
DRAWN BY HRS	9/16/94
CHECKED BY RHL	1/6/95
MTDB PRJ.ENG. D. RAGLAND	

MTDB
Metropolitan Transit Development Board
1255 Imperial Avenue, Suite 1000, San Diego, CA. 92101-7490

LIGHT RAIL GUIDEWAY PROJECT
San Diego
OLD TOWN TRANSIT CENTER
GENERAL DRAWINGS
DRAWING INDEX
SHEET 1 OF 2

SCALE NTS
MTDB CONTRACT NO. LRT 552
DRAWING NO. K2 SHEET NO. 2

FOR REDUCED PLANS
ORIGINAL SCALE IS IN INCHES 0 1 2 3

MTS DOC NO. PWL355.0-22, WOA355-AE-75

MTDB SHEET No.	DRAWING TITLE	DRAWING No.
	DEPOT PLANS	
	ARCHITECTURAL DRAWINGS	
114	GENERAL NOTES	A0.1
115	FLOOR PLAN	A1.2
116	ROOF PLAN	A1.3
117	ELEVATIONS WEST/NORTH	A1.4
118	ELEVATIONS EAST/SOUTH	A1.5
119	BUILDING SECTIONS	A1.6
120	CEILING PLAN	A1.7
121	ROOM FINISH SCHEDULE/DOORSCHEDULE/DOOR DETAILS	A2.1
122	DOOR/WINDOW DETAILS	A2.2
123	WALL TYPES/EXTERIOR TRIM DETAILS	A2.3
124	EXTERIOR TRIM/ROOF DETAILS	A2.4
125	INTERIOR ELEVATIONS	A2.5
126	INTERIOR DETAILS/TILE PATTERNS	A2.6
127	TROLLEY SHELTER	A3.1
128	BUS SHELTER	A3.2
	STRUCTURAL	
129	GENERAL NOTES - SHEET 1 OF 2	S1.1
130	GENERAL NOTES - SHEET 2 OF 2	S1.1A
131	TYPICAL DETAILS	S1.2
132	FOUNDATION PLAN	S2.1
133	ROOF FRAMING PLAN	S2.2
134	UPPER ROOF FRAMING PLAN	S2.3
135	CEILING FRAMING PLAN	S2.4
136	WALL ELEVATIONS	S3.1
137	FOUNDATION DETAILS	S4.1
138	FRAMING DETAILS - SHEET 1 OF 3	S5.1
139	FRAMING DETAILS - SHEET 2 OF 3	S5.2
140	FRAMING DETAILS - SHEET 3 OF 3	S5.3
141	PLANS @ SHELTER	S6.1
	MECHANICAL	
142	NOTES, SYMBOLS, SCHEDULES, DETAILS & TILE 24	M1.1
143	MECHANICAL FLOOR PLANS	M2.1
144	NOTES, SYMBOLS, SCHEDULES, DETAILS & CALCULATIONS	P1.1
145	PLUMBING FLOOR PLAN	P2.1
146	PIPING DIAGRAMS	P3.1
	ELECTRICAL	
147	LEGENDS & FIXTURE SCHEDULES	E1.1
148	FLOOR PLAN	E2.1
149	PANEL SCHEDULES, DETAILS, & SHELTER PLANS	E3.1
	MISCELLANEOUS DETAILS	
150	FLOOR PLAN	FS.01
151	EQUIPMENT SCHEDULE	FS.02
152	PLUMBING LOCATION	FS.03
153	ELECTRIC LOCATION	FS.04
154	EXHAUST HOOD DETAILS	FS.05

CITY DWG. NO.	MTDB SHEET NO.	DRAWING TITLE	DRAWING NO.
57	155	OLD TOWN TRANSIT CENTER - DRIVEWAY CONSTRUCTION PLAN	G108B
	156	FLETCHER GRADING PLAN	G109
58	157	UTILITY PLAN - STORM DRAIN PROFILES - AS-BUILT	D-2A
	158	DIAGRAMS AND TROLLEY OPERATOR'S BOOTH	E100B
	159	EQUIPMENT SHELTER 1 OF 2	A3.3
	160	EQUIPMENT SHELTER 2 OF 2	A3.4

CITY OF SAN DIEGO, CALIFORNIA
ENGINEERING DEPARTMENT
SHEET 3 OF 3 SHEETS
FOR CITY ENGINEER — DATE
A.O. NO 920707

DESCRIPTION	BY	APPROVED	DATE	FILMED
ORIGINAL	DE LEUW			
AS-BUILT	M.H.	MDC		

1854-6267
CONTROL IDENTIFICATION
NAD 83
214-1707
LAMBERT COORDINATES

CONTRACTOR HERZOG — DATE STARTED 2-16-94
INSPECTOR MARTIN HALL — DATE COMPLETED 6-28-96
26877- 3 -D
DWG. NO.

NO.	DATE	REVISIONS	BY	CHK	APRV
1	8-95	CCO #	RWS		
	4-95	CONFORMED			

DE LEUW CATHER

DESIGNED BY HRS	DATE 8/16/93
DRAWN BY RHL	8/16/93
CHECKED BY RWM	12/8/94
MTDB PRJ.ENG. D. RAGLAND	

MTDB
Metropolitan Transit Development Board
1255 Imperial Avenue, Suite 1000, San Diego, CA. 92101-7490

LIGHT RAIL GUIDEWAY PROJECT
San Diego
OLD TOWN TRANSIT CENTER
DRAWING INDEX
SHEET 2 OF 2

SCALE NTS
MTDB CONTRACT NO. LRT 552
DRAWING NO. K3
SHEET NO. 3

FOR REDUCED PLANS ORIGINAL SCALE IS IN INCHES 0 1 2 3

MTS DOC NO. PWL355.0-22, WOA351-AE-75

/usr2/or/552/sort43.dgn
06-JAN-1995 15:33

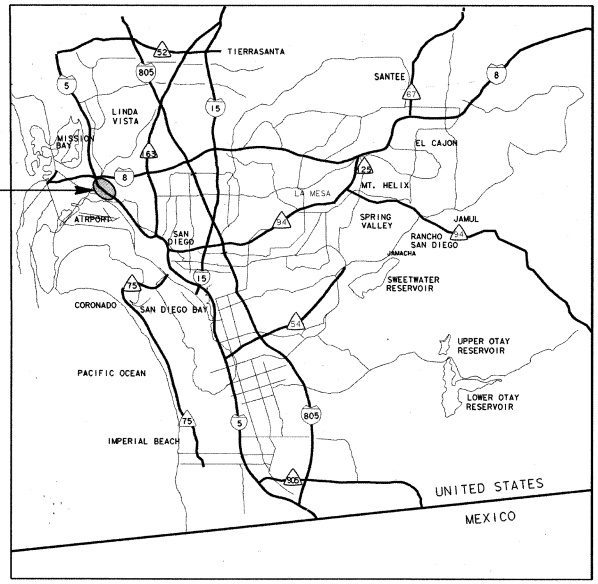

AREA MAP

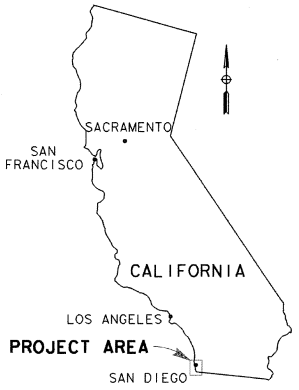

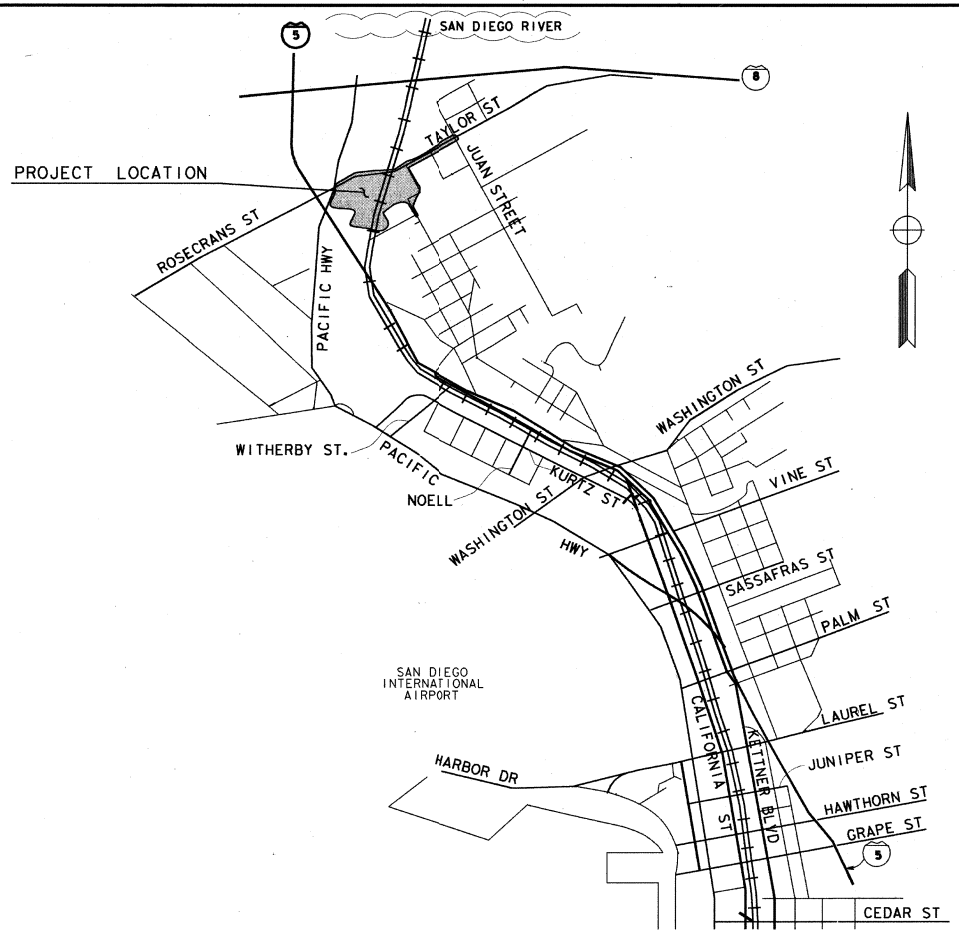

LOCATION MAP

AS BUILT
Contract No. LRT-552
Date 5-19-97

CITY OF SAN DIEGO, CALIFORNIA
ENGINEERING DEPARTMENT
SHEET 4 OF 65 SHEETS
FOR CITY ENGINEER — DATE
W.O. NO 920707

DESCRIPTION	BY	APPROVED	DATE	FILMED
ORIGINAL	DE LEUW			
AS-BUILT	M.H.	MPC		

1854-6267
CONTROL CERTIFICATION
NAD 83
214-1707
LAMBERT COORDINATES

CONTRACTOR HERZOG
INSPECTOR MARTIN HALL
DATE STARTED 2-16-94
DATE COMPLETED 6-28-96
DWG NO. 26877- 4 -D

NO.	DATE	REVISIONS	BY	CHK	APRV
	4-95	CONFORMED			

DE LEUW CATHER

DESIGNED BY R. W. M.	DATE
DRAWN BY R. W. M.	
CHECKED BY	
MTDB PRJ.ENG. D. RAGLAND	

MTDB
Metropolitan Transit Development Board
1255 Imperial Avenue, Suite 1000, San Diego, CA. 92101-7490

LIGHT RAIL GUIDEWAY PROJECT
San Diego
OLD TOWN TRANSIT CENTER
GENERAL DRAWINGS
PROJECT AREA & LOCATION MAP

SCALE N. T. S.
MTDB CONTRACT NO. LRT 552
DRAWING NO. K4
SHEET NO. 4

FOR REDUCED PLANS
ORIGINAL SCALE IS IN INCHES 0 1 2 3

/usr2/ot/552/sot44.dgn
06-JAN-1995 15:33

ABBREVIATIONS	TERMS
AB	AGGREGATE BASE
ABD or ABAND.	ABANDONED OR ABANDON
ABUT	ABUTMENT
A.C.	ASPHALT CONCRETE
ACP	ASBESTOS CEMENT PIPE
ADJ	ADJACENT
AH or AHD	AHEAD
ALIGN	ALIGNMENT
AP	ANGLE POINT
APPROX	APPROXIMATE
ARCH	ARCHITECT
ARV	AIR RELEASE VALVE
ASPH	ASPHALT
ATSF or AT&SF	ATCHISON TOPEKA & SANTA FE RAILWAY
AWWA	AMERICAN WATER WORKS ASSOCIATION
BC	BEGIN HORIZONTAL CURVE
BCR	BEGIN CURB RETURN
B.E.	BEND ELEVATION
BK	BACK
BL	BASE LINE
BM	BENCH MARK
BOTT	BOTTOM
BRG or BRGS	BEARING
BVC	BEGIN VERTICAL CURVE
BW	BOTTOM OF WALL
CALTRANS or CT	CALIFORNIA DEPT. OF TRANSPORTATION
CAT	CATENARY
CB	CATCH BASIN
CC	CENTER OF CURVE
CCO	CONSTRUCTION CHANGE ORDER
C & G	CURB & GUTTER
CF	CUBIC FEET
CI	CURB INLET
CIP	CAST IRON PIPE
CJ	CONSTRUCTION JOINT
CL OR C/L	CENTER LINE or CLEAR
CLCIP	CONCRETE LINED CAST IRON PIPE
CLF	CHAIN LINK FENCE
CLR	CLEAR
CMP	CORRUGATED METAL PIPE
CO	CLEANOUT
COMM	COMMERCIAL
CONC	CONCRETE
COND	CONDUIT
CONST or CONSTR	CONSTRUCT or CONSTRUCTION
CONT	CONTINUOUS
COR	CORNER
CORR	VERTICAL CURVE CORRECTION
CP	CONCRETE PIPE
CS	CURVE TO SPIRAL (ALIGNMENT POINT)
CSP	CORRUGATED STEEL PIPE
CT	CALIFORNIA DEPARTMENT OF TRANSPORTATION (CALTRANS) OR CURVE TO TANGENT
CTB	CEMENT TREATED BASE
CTR	CENTER
CWR	CONTINUOUS WELDED RAIL
DC	DEGREE OF CURVE (ARC DEFINITION)
DF	DOUGLAS FIR
DIM	DIMENSION
DIAPH or DIAPHS	DIAPHRAGM
DWG	DRAWING
DWY OR D/W	DRIVEWAY
E	EAST or ELECTRICAL
Ea	ACTUAL SUPERELEVATION

ABBREVIATIONS	TERMS
EA	EACH
EC	END HORIZONTAL CURVE
EJ	EXPANSION JOINT
ELEC	ELECTRIC or ELECTRICAL
ELEV or EL	ELEVATION
EMB	EMBANKMENT
ENC	ENCASEMENT
E/P or EP	EDGE OF PAVEMENT
EQ	EQUAL
EVC	END VERTICAL CURVE
EXC	EXCAVATION
EXP	EXPANSION
EXIST. or EX.	EXISTING
E.B.	EAST BOUND
FAA	FEDERAL AVIATION ADMINISTRATION
FBM	FOOT-BOARD MEASURE
F.F.	FINSHED FLOOR (BUILDING ELEVATION)
FG	FINISHED GRADE
FH	FIRE HYDRANT
FL	FLOW LINE
FT	FEET/FOOT
FTA	FIXED TERMINATION ANCHOR
FTG	FOOTING
FWBO	FUTURE WORK BY OTHERS
FWR	FIELD WELDED RAIL
FWY	FREEWAY
G	GAS
GALV	GALVANIZED
GB	GRADE BREAK
GP	GUY POLE
GRX	GRADE CROSSING
G.V.	GATE VALVE
H.D.CU	HARD DRAWN COPPER
HORIZ	HORIZONTAL
HP	HIGH PRESSURE GAS LINE
HPT	HIGH POINT
H.T.	HAND THROW
HV	HORIZONTAL & VERTICAL CONTROL MONUMENT
HW OR HDWL	HEADWALL
HWY	HIGHWAY
INT	INTERIOR
INV. or I.E.	INVERT ELEVATION
I.D.	INSIDE DIAMETER
JT	JOINT
K	TANGENT DISTANCE OF SHIFTED PC
KV	KILOVOLT
LBS	POUNDS
Lc	LENGTH OF CIRCULAR CURVE
LF	LINEAR FEET
LOL	LINE OF LAYOUT
LP	LIGHT POLE
LPT	LOW POINT
LRT	LIGHT RAIL TRANSIT
Ls	LENGTH OF SPIRAL
LT	LEFT
LH	LEFT HAND
LVC	VERTICAL CURVE LENGTH
MAR	MANUAL AIR RELEASE
MAX	MAXIMUM
MBGR	METAL BEAM GUARD RAIL
MCM	CIRCULAR MILS (THOUSANDTHS)
MH	MANHOLE
MIN	MINIMUM
MISC	MISCELLANEOUS
MOD	MODIFIED

ABBREVIATIONS	TERMS
MP	MILE POST
MSL	MEAN SEA LEVEL
MTL	METAL
N	NORTH
NIC	NOT IN CONTRACT
NO.	NUMBER
NOM	NOMINAL
N.A.	NOT AVAILABLE or NOT APPLICABLE
N.B. or N/B	NORTHBOUND
NMC	NON METALLIC CONDUIT
N.T.S.	NOT TO SCALE
OC or O.C.	ON CENTER
OE	OVERHEAD ELECTRIC
O.G.	ORIGINAL GROUND
OS	OVERHEAD SIGNAL
P	TANGENT OFFSET OF SHIFTED PC OR POLE
PC	POINT OF CURVATURE
P/C	PRECAST
PCC	PORTLAND CEMENT CONCRETE or POINT OF COMPOUND CURVE
PCR	POINT OF CURB RETURN
PCVC	POINT OF COMPOUND VERTICAL CURVE
PEHP	POLYETHYLENE HIGH PRESSURE
I/2PF	POINT OF FROG
PG	PROFILE GRADE
PI	POINT OF INTERSECTION
PK	P.K. NAIL
P/L	PROPERTY LINE
PL	PLATE
POB	POINT OF BEGINNING
POC	POINT ON CURVE
POE	POINT OF END
POS	POINT ON SPIRAL
POT	POINT ON TANGENT
POVC	POINT ON VERTICAL CURVE
PROF	PROFILE
PROP.	PROPOSED
PRVC	POINT OF REVERSE VERTICAL CURVE
PS	POINT OF SWITCH
P/S	PRESTRESSED
PSI	POUNDS PER SQUARE INCH
PT	POINT OF TANGENCY OR POINT
PVC	POINT OF VERTICAL CURVE
PVI	POINT OF VERTICAL INTERSECTION
PVT	POINT OF VERTICAL TANGENT
PWBO	PREVIOUS WORK BY OTHERS
QTY	QUANTITY
R	RADIUS OF CIRCULAR CURVE
RBM	RAILBOUND MANGANESE FROG
RCB	REINFORCED CONCRETE BOX
RCP	REINFORCED CONCRETE PIPE
RD	ROAD
RDWY	ROADWAY
REBAR	REINFORCING BAR
REINF	REINFORCED
RES	RESIDENTIAL
RET	RETAINING
RH	RIGHT HAND
RR	RAILROAD
RSD or SDRS	SAN DIEGO REGIONAL STANDARD DRAWINGS
RT	RIGHT
RY	RAILWAY
R/W	RIGHT OF WAY
S	SLOPE

ABBREVIATIONS	TERMS
SC	SPIRAL TO CURVE ALIGNMENT POINT
SCRCP	STEEL COATED REINFORCED CONCRETE PIPE
SD	STORM DRAIN
SDWK or S/W	SIDEWALK
SDRS or RSD	SAN DIEGO REGIONAL STANDARD DRAWING
SEC	SECTION
SHLD	SHOULDER
SHT	SHEET
SP	SIGNAL POLE
SPA or SPCS	SPACING or SPACES (RESPECTIVE)
SPI	SPIRAL POINT OF INTERSECTION
SQ	SQUARE
SR	STATE ROUTE
SS	SANITARY SEWER
ST	SPIRAL TO TANGENT ALIGNMENT POINT OR STREET
STA	ENGINEER'S STATIONING OR LRV STATION PLATFORM
STD	STANDARD
STL	STEEL
S.B. or S/B	SOUTHBOUND
SYMM	SYMMERICAL
TC OR T/C	TANGENT TO CURVE or TOP OF CURB
TEL.	TELEPHONE
TEMP	TEMPORARY
TERM	TERMINATION
TF	TRACK FEET
T/F	TOP OF FOOTING
T/G	TOP OF GRATE
THK	THICK
TOT	TOTAL
TPS	TRACTION POWER SUBSTATION
T/P	TOP OF PLATFORM ELEVATION
T/R	TOP OF RAIL
T/S	TOP OF SLOPE
TS	TANGENT TO SPIRAL ALIGNMENT POINT
TYP	TYPICAL
T/W	TOP OF WALL
TWA	TIE WIRE ANCHOR
UD	UNDERDRAIN
U/G	UNDERGROUND
U.N.O. or UNO	UNLESS NOTED OTHERWISE
UP	UTILITY POLE
VC	VERTICAL CURVE
VCP	VITRIFIED CLAY PIPE
VERT	VERTICAL
VLT	VAULT
W	WATER
W/	WITH
W.B.	WESTBOUND
WBS	WOODEN BUS SHELTER
W/L	WATER LINE
W/O	WITHOUT
WP	WORK POINT
WV	WATER VALVE
WWM	WELDED WIRE MESH
#	POUND OR NUMBER
Ø	PHASE or DIAMETER

AS BUILT
Martin A. Hall
Contract No. LRT-552
Date 5-19-97

CITY OF SAN DIEGO, CALIFORNIA
ENGINEERING DEPARTMENT
SHEET 5 OF 56 SHEETS
W.O. NO. 920707
FOR CITY ENGINEER — DATE

DESCRIPTION	BY	APPROVED	DATE	FILMED
ORIGINAL	DELEON			
AS-BUILT	M.H.	MAC		

1854-6267 CONTROL CERTIFICATION
NAD 83
214-1707 LAMBERT COORDINATES
CONTRACTOR HERZOG — DATE STARTED 2-6-96
INSPECTOR MARTIN HALL — DATE COMPLETED 6-28-96
26877-5-D ENG. NO.

NO.	DATE	REVISIONS	BY	CHK	APRV
	4-93	CONFORMED			

DE LEUW CATHER

REGISTERED PROFESSIONAL ENGINEER — HARRY R. SOMMI — NO. C 46171 EXP. 6-30-95 — CIVIL — STATE OF CALIFORNIA

DESIGNED BY H. R. S.	DATE 1/31/94
DRAWN BY R. H. LUNA	1/31/94
CHECKED BY R. H. LUNA	11/17/94
MTDB PRJ. ENG. D. RAGLAND	

MTDB
Metropolitan Transit Development Board
1255 Imperial Avenue, Suite 1000, San Diego, CA. 92101-7490

LIGHT RAIL GUIDEWAY PROJECT
San Diego
OLD TOWN TRANSIT CENTER
GENERAL DRAWING
ABBREVIATIONS

SCALE N.T.S.
MTDB CONTRACT NO. LRT 552
DRAWING NO. K5 | SHEET NO. 5

FOR REDUCED PLANS ORIGINAL SCALE IS IN INCHES
0
MTS DOC NO. PWL355.0-22 WOA355-AE-75

/usr2/or552/sot65.dgn
08-DEC-1994 22:08

SYMBOLS

- BI OR TYPE B-3 CURB PER RSD G-6 or 6"CURB PER RSD G-1
- CURB & GUTTER PER RSD G2
- PCC SIDEWALK PER RSD G7
- CENTER LINE STREET
- RIGHT-OF-WAY LINE
- RR TRACK CENTER LINE WITH 100' TICK MARKS
- RETAINING WALL
- FENCE
- EARTH "V" DITCH
- NO.9A GATES
- NO.9A CANTILEVER
- NO.8 FLASHING LIGHT
- STREET LIGHTS
- TYPE E-I DELINEATOR PER CT A-74A
- TRAFFIC SIGN
- TYPE I BARRICADE
- TYPE III BARRICADE PER CT A-73
- CONTINUOUS BARRICADE PER M 9
- C I F — LIMITS OF GRADING/CUT OR FILL LINE
- GRADE BREAK
- HAND RAILING
- TRENCH DRAIN
- LUG CONNECTIONS PER RSD D-63
- MANHOLE OR CLEANOUT
- BOLLARDS
- PEDESTRIAN RAMP

CONT'D

- CERAMIC PAVEMENT MARKERS
- A.C. PAVEMENT
- A.C. OVERLAY
- PCC PAVEMENT
- PLATFORMS
- G-1 / RSD — DRAWING NUMBER PER STANDARD; DESIGNATED ENTITY (RSD, CT, MTDB etc.)
- X6 / A — DWG. ON WHICH SECTION IS DRAWN; SECTION IDENTIFICATION
- POINT OF VERTICAL INTERSECTION, PVI, CREST CURVE
- POINT OF VERTICAL INTERSECTION, PVI, SAG CURVE
- POINT OF INTERSECTION
- CP — CATENARY POLE

CONT'D

- EXIST. RAILROAD TRACKS
- EXIST. RAILROAD TRACKS
- EXIST. WATER LINE
- W — EXIST. RUBBERIZED ROADWAY CROSSING
- OE — EXIST. OVERHEAD ELECTRIC
- T — EXIST. TELEPHONE LINE
- UE — EXIST. UNDERGROUND ELECTRIC
- G — EXIST. GAS LINE
- SS — EXIST. SEWER LINE WITH MANHOLE
- CATV — EXIST. CABLE TELEVISION
- SD — CB / MH — EXIST. STORM DRAIN WITH MANHOLE AND CATCH BASIN
- SP — OS — EXIST. SIGNAL POLE AND OVERHEAD SIGNAL LINE
- UP — EXIST. UTILITY POLE & OVERHEAD UTILITY
- EXIST. STEEL OR CONCRETE ENCASEMENT
- EXIST. CHAIN LINK FENCE
- EXIST. RETAINING WALL
- GRADED DITCH
- EXIST. WATER VALVE
- EXIST. FIRE HYDRANT
- EXIST. GUY POLE
- EXIST. GATES
- EXIST. CANTILEVER

STANDARD SPECIFICATIONS:

1. STANDARD SPECIFICATIONS FOR PUBLIC WORKS CONSTRUCTION (1991 EDITION), INCLUDING THE REGIONAL AND CITY OF SAN DIEGO SUPPLEMENTAL AMENDMENTS, DOCUMENT NO 769796, FILED APRIL 23 1992. (WATER AND SEWER ONLY)
2. SAN DIEGO COUNTY REGIONAL STANDARDS COMMITTEE 1990 EDITION OF THE "WATCH" HANDBOOK, DOCUMENT NO. 769802, FILED JUNE29, 1992.
3. 1990 STANDARD SPECIAL PROVISIONS STREET LIGHTING & TRAFFIC SIGNAL SYSTEMS OF THE CITY OF SAN DIEGO DOCUMENT NO. 769759, FILED FEBRUARY 5 1991.
4. CALIFORNIA DEPARTMENT OF TRANSPORTATION, "MANUAL OF TRAFFIC CONTROLS FOR CONSTRUCTION AND MAINTENANCE WORK ZONES," (1990 EDITION), DOCUMENT NO. 769744 FILED NOVEMBER 7, 1990
5. STATE OF CALIFORNIA, DEPARTMENT OF TRANSPORTATION, STANDARD SPECIFICATIONS (JULY 1992), DOCUMENT NO. 769806, FILED JULY 9, 1992.

STANDARD DRAWINGS:

1. CITY OF SAN DIEGO STANDARD DRAWINGS, DOCUMENT NO. 769798, FILED APRIL 23, 1992.
2. STATE OF CALIFORNIA, DEPARTMENT OF TRANSPORTATION STANDARD PLANS (JULY 1992), DOCUMENT NO. 769805, FILED JULY 9, 1992.

AS BUILT
Martin Hall
Contract No. LRT-552
Date 5-20-97

CITY OF SAN DIEGO, CALIFORNIA
ENGINEERING DEPARTMENT
SHEET 6 OF 56 SHEETS
FOR CITY ENGINEER — DATE Oct. 26, 1995

DESCRIPTION	BY	APPROVED	DATE	FILMED
ORIGINAL	De Leuw			
AS-BUILT	M.H.	MPC		

W.O. NO 920707
1854-6267
CONTROL IDENTIFICATION
NAD 83
214-1707
LAMBERT COORDINATES
CONTRACTOR HERZOG — DATE STARTED 2-16-94
INSPECTOR MARTIN HALL — DATE COMPLETED 6-28-96
26877- G -D
DWG NO.

NO.	DATE	REVISIONS	BY	CHK	APRV
	4-95	CONFORMED			

DE LEUW CATHER

DESIGNED BY H.R.S. — DATE 1/31/94
DRAWN BY R.H.L. — 1/31/94
CHECKED BY R.W.M. — 11/17/94
MTDB PRJ.ENG. D. RAGLAND

MTDB
Metropolitan Transit Development Board
1255 Imperial Avenue, Suite 1000, San Diego, CA. 92101-7490

LIGHT RAIL GUIDEWAY PROJECT
San Diego
OLD TOWN TRANSIT CENTER
GENERAL DRAWING
SYMBOLS

SCALE NONE
MTDB CONTRACT NO. LRT 552
DRAWING NO. KG — SHEET NO. 6

FOR REDUCED PLANS ORIGINAL SCALE IS IN INCHES 0 1 2 3

LOCATION MAP
SURVEY CONTROL POINTS

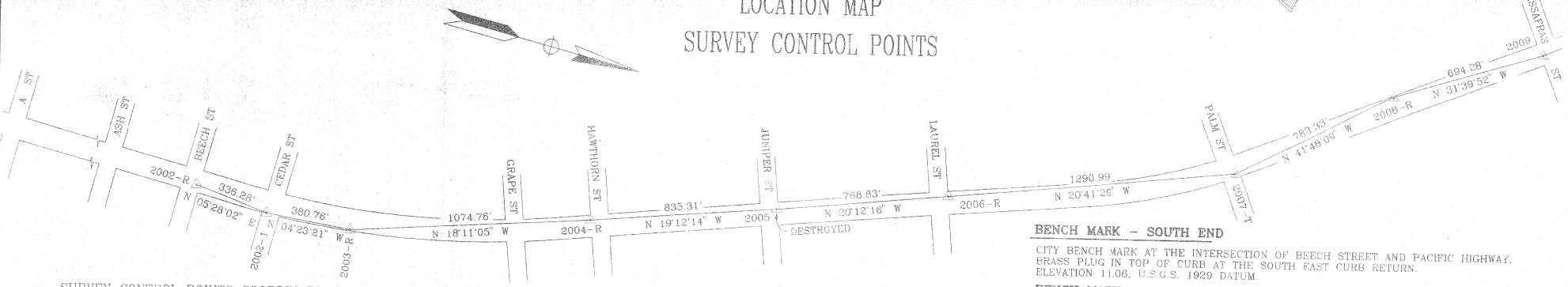

BENCH MARK – SOUTH END

CITY BENCH MARK AT THE INTERSECTION OF BEECH STREET AND PACIFIC HIGHWAY. BRASS PLUG IN TOP OF CURB AT THE SOUTH EAST CURB RETURN. ELEVATION 11.06, U.S.G.S. 1929 DATUM.

BENCH MARK – NORTH END

CITY BENCH MARK AT THE INTERSECTION OF ROSECRANS STREET AND PACIFIC HIGHWAY. BRASS PLUG IN TOP OF CURB AT THE NORTH EAST CURB RETURN. ELEVATION 10.57, U.S.G.S. 1929 DATUM.

SURVEY CONTROL POINTS COORDINATE TABLE
CALIFORNIA COORDINATE SYSTEM 1983, ZONE 6
CITY OF SAN DIEGO MEAN SEA LEVEL DATUM

POINT #	NORTHING	EASTING	ELEVATION	NOTE
2001	1842556.10	6278708.79	15.57	DESTROYED
2002-R	1843351.80	6278714.51	20.34	NEW POINT
2002-1	1843666.55	6278746.55	22.32	NEW POINT
2003-R	1844066.19	6278717.41	22.52	NEW POINT
2004	1845108.15	6278384.95	24.32	DESTROYED
2004-R	1845087.27	6278382.00	24.34	NEW POINT
2005	1845878.10	6278107.24	21.54	DESTROYED
2006	1846792.62	6277785.03	22.87	DESTROYED
2006-R	1846597.62	6277841.71	22.19	NEW POINT
2007	1847805.30	6277385.51	35.70	DESTROYED
2007-T	1847805.34	6277385.56	35.56	NEW POINT
2008	1848391.73	6276927.09	36.29	DESTROYED
2008-R	1848389.27	6276863.42	33.59	NEW POINT
2009	1848980.20	6276498.96	32.80	ORIGINAL POINT
266-0	1849264.18	6276257.88	-----	DESTROYED
2010	1849855.03	6275808.67	29.24	DESTROYED
2010-T	1849940.00	6275739.77	29.87	NEW POINT
2011	1850362.74	6275166.34	26.91	DISTURBED, NEW H&V
2012	1850970.67	6274124.62	22.53	DESTROYED
2012-R	1850923.79	6274215.35	24.05	NEW POINT
2013	1851561.70	6273219.82	19.89	DISTURBED, NEW H&V
2014	1852118.72	6272419.15	16.93	ORIGINAL POINT
265-0	1852154.34	6272263.98	-----	DESTROYED
2015	1852657.07	6271583.11	15.62	DISTURBED, NEW H&V
2016	1853431.47	6271002.31	9.51	DISTURBED, NEW H&V
2017	1854204.86	6270402.49	10.20	DISTURBED, NEW H&V
2018	1855214.49	6269871.97	11.45	DESTROYED
2018-R	1854938.93	6269922.10	9.08	NEW POINT
2019	1855976.43	6269654.90	11.73	DISTURBED, NEW H&V
264-0	1856369.29	6269496.24	-----	DESTROYED
2020	1856992.00	6269308.01	16.61	DESTROYED
2020-R	1856857.66	6269332.06	14.79	NEW POINT
2021	1857722.59	6269086.58	23.73	DESTROYED
E 132	1857762.69	6269087.25	24.25	USGS E 132

CONTROL POINT LOCATION DETAILS (N.T.S.)

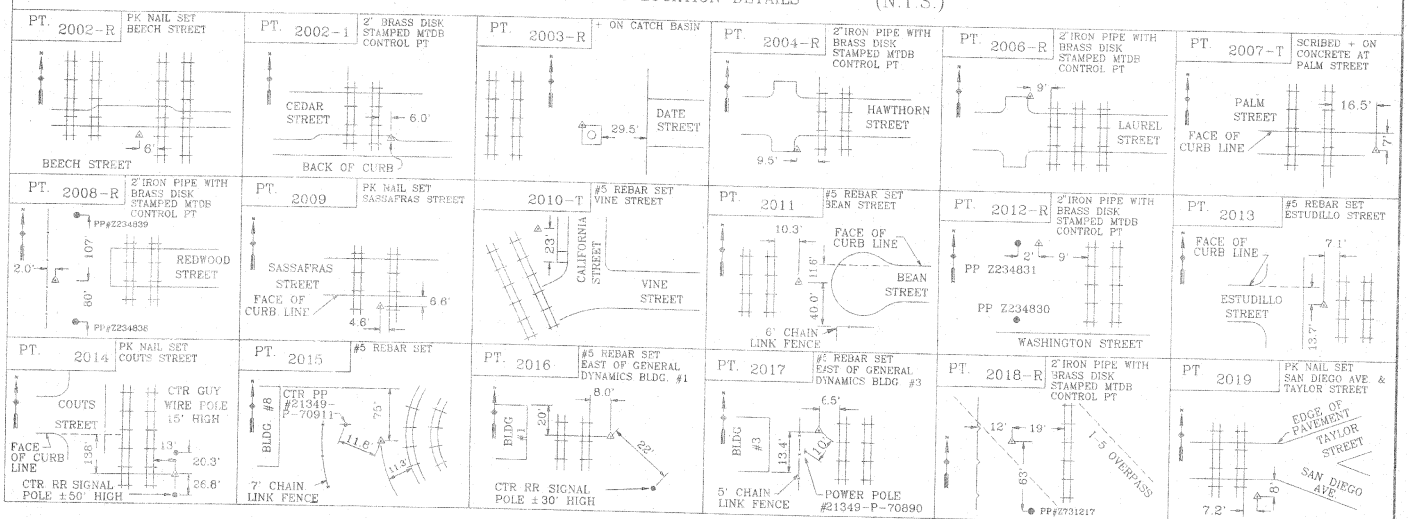

NOTE

ORIGINAL CONTROL POINTS THAT HAVE BEEN DESTROYED DURING CONSTRUCTION HAVE BEEN REMOVED FROM THE DETAILS ABOVE, AND ARE SHOWN AS DESTROYED IN THE COORDINATE LIST TO THE LEFT.

AS BUILT
Contract No. LRT-552
Date 3-15-97

NO.	DATE	REVISIONS	BY	CHK	APRV
	4-95	CONFORMED			

FRASER ENGINEERING, INC.
2191 EL CAMINO REAL, OCEANSIDE, CA. 92054 (619)722-3495

REGISTERED LAND SURVEYOR — J. R. BERGGREN — STATE OF CALIFORNIA

DRAWN BY D. HOOPER	DATE 5-27-93
CHECKED BY J. BERGGREN	5-27-93
MTDB PRJ. ENG. D. RAGLAND	

MTDB
Metropolitan Transit Development Board
1255 Imperial Avenue, Suite 1000, San Diego, CA 92101-7490

LIGHT RAIL GUIDEWAY PROJECT
San Diego

OLD TOWN LRT CONSTRUCTION
SURVEY CONTROL POINTS AND DATA
SHEET 1 OF 2

SCALE N.T.S
MTDB CONTRACT NO. LRT 552
DRAWING NO. CSS1
SHEET NO. 1

SURVEY CONTROL POINTS

LOCATION MAP

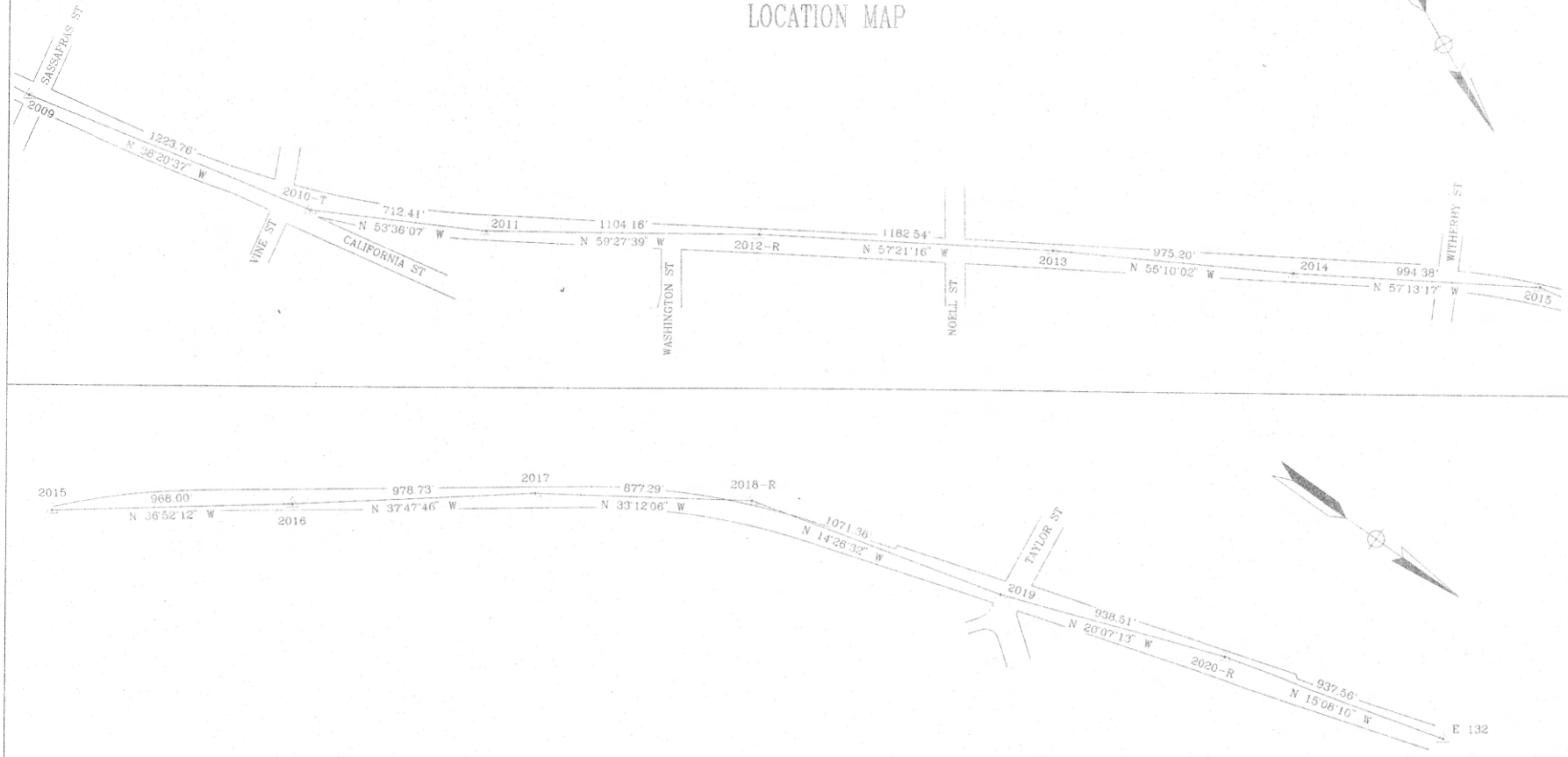

AS BUILT
Contract No. LRT-552
Date 3-15-97

NO.	DATE	REVISIONS	BY	CHK	APRV
	4-95	CONFIRMED			

FRASER ENGINEERING, INC.
2191 EL CAMINO REAL, OCEANSIDE, CA. 92054 (619)722-1495

DRAWN BY	D. HOOPER	DATE 5-27-93
CHECKED BY	J. BERGGREN	5-27-93
MTDB PRJ. ENG.	D. RAGLAND	

MTDB
Metropolitan Transit Development Board
1255 Imperial Avenue, Suite 1000, San Diego,CA.92101-7490

LIGHT RAIL GUIDEWAY PROJECT
San Diego

OLD TOWN LRT CONSTRUCTION
SURVEY CONTROL POINTS AND DATA
SHEET 2 OF 2

SCALE N.T.S.
MTDB CONTRACT NO. LRT 5 2
DRAWING NO. SHEET NO.
MTS DOC NO. PWL356.022, WOA355-SE-75

/usr2/o1/552/sot*1.dgn
08-DEC-1994 21:00

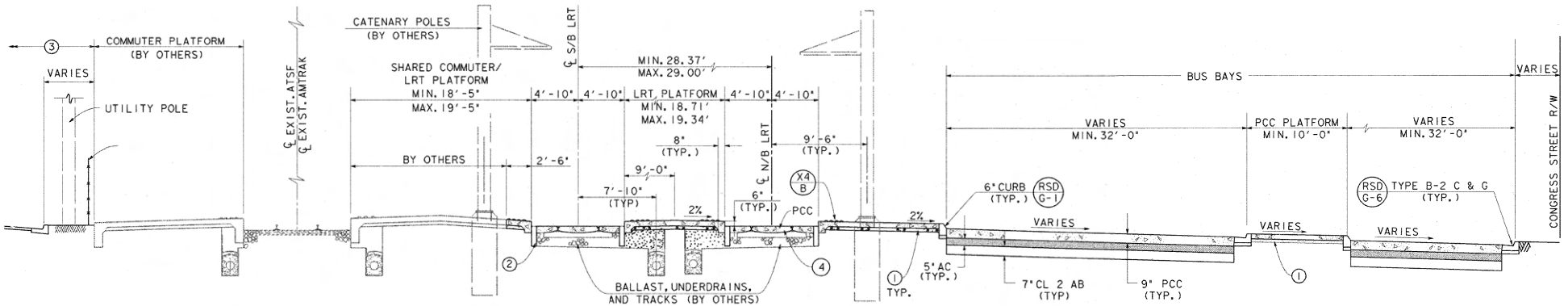

TYPICAL LRT STATION PLATFORMS AND EASTERLY BUS BAYS

S/B STA. 177+36.93 TO S/B STA. 180+96.81
(LOOKING NORTH)

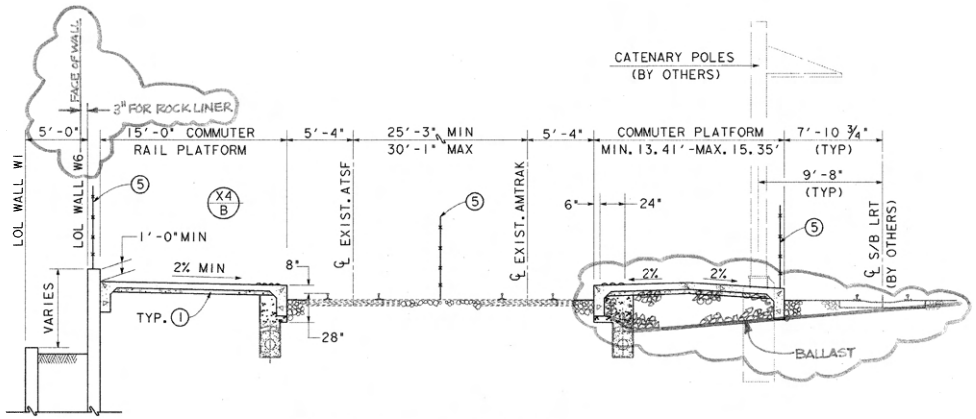

TYPICAL COMMUTER PLATFORMS

S/B STA. 174+10 TO S/B STA. 177+36.93
(LOOKING NORTH)

NOTES:

1. 4" OF AGGREGATE BASE CLASS 2 (TYP.)
2. FOR LOCATION OF TRENCH DRAINS SEE DWG. U7.
3. FOR PARKING LOT TYPICAL CROSS SECTIONS (WEST OF ATSF PLATFORM) SEE DWG. X-5.
4. FOR CONSTRUCTION DETAILS ON PLATFORM AREAS AND TRACK PAVING SEE DWG NO. HP-5 THRU HP-8.
5. FOR FENCING SEE DWGS. HP-1 THRU HP-4.
6. FOR RET. WALL PLAN SEE DWG. ST20
   FOR RET. WALL ELEVATIONS SEE DWG. ST22.

AS BUILT
Walter A. Hall
Contract No.
Date

NO.	DATE	REVISIONS	BY	CHK	APRV
	4-95	CONFORMED			

DE LEUW CATHER

		DATE
DESIGNED BY	R. H. L.	6/08/94
DRAWN BY	R. H. L.	6/08/94
CHECKED BY	H. R. S.	11/18/94
MTDB PRJ. ENG.	D. RAGLAND	

MTDB
Metropolitan Transit Development Board
1255 Imperial Avenue, Suite 1000, San Diego, CA. 92101-7490

LIGHT RAIL GUIDEWAY PROJECT
San Diego

OLD TOWN TRANSIT CENTER
TYPICAL CROSS SECTIONS & DETAILS
PLATFORMS AND EASTERLY BUS BAYS

SCALE	
	1" = 5'
MTDB CONTRACT NO.	
LRT 552	
DRAWING NO.	SHEET NO.
X 1	9

FOR REDUCED PLANS
ORIGINAL SCALE IS IN INCHES
0 1 2 3

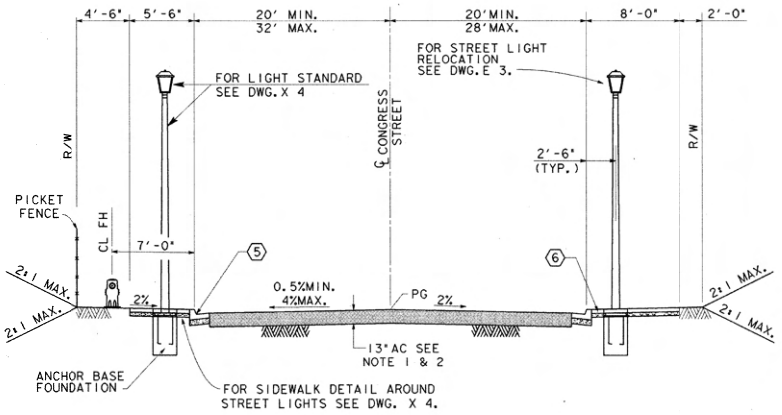

CONGRESS STREET

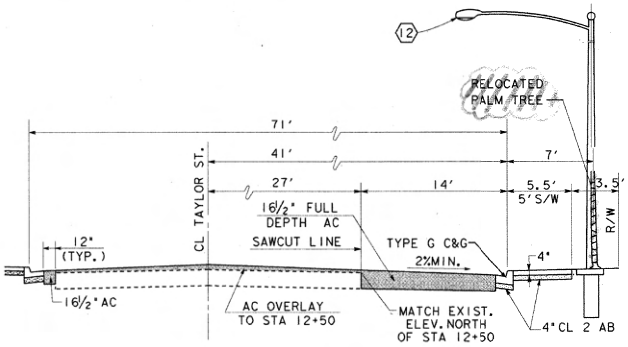

TAYLOR STREET
(CONGRESS TO JUAN ST.)

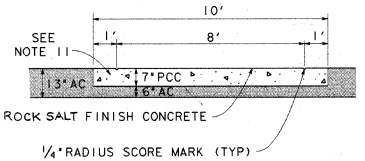

A STRUCTURAL SECTION OF CROSSWALK

GENERAL NOTES:

1. PAVEMENT STRUCTURAL SECTION PER SCHEDULE J RSD SDG 113 ,"R" VALUE OF 10.0 TO 19.9.
2. SEE DWG. C1, C2 AND C3 FOR LIMITS OF OVERLAY.
3. PROVIDE OVERLAY AS REQUIRED FOR SMOOTH TRANSITION WHERE PAVEMENT WIDENS.
4. FOR PEDESTRIAN RAMP MODIFIED RSD G-27 DETAIL SEE DWG. X4
5. ALL CURB AND GUTTER SHALL BE TYPE G PER RSD G-2 w/ 4"CL 2 AB (TYP.)
6. ALL SIDEWALKS SHALL BE PER RSD G-7 w/ 4"CL 2 AB EXCEPT AT RR CROSSING - SEE DETAIL C ON DWG. X 3.
7. ALL CURB, GUTTER AND SIDEWALK REMOVAL SHALL BE PER RSD G-11.
8. FOR BOLLARD DETAILS & SCHEDULE SEE DWG X 3.
9. FOR LOCATION OF ST LIGHTS, SEE ELECTRICAL DWGS.
10. FOR UTILITY LOCATIONS, SEE UTILTIY PLANS
11. INTEGRAL COLOR CONCRETE WITH ROCK SALT FINISH ,SEE SPECIFICATIONS.
12. STREET LIGHTS PER RSD # SDE-101.

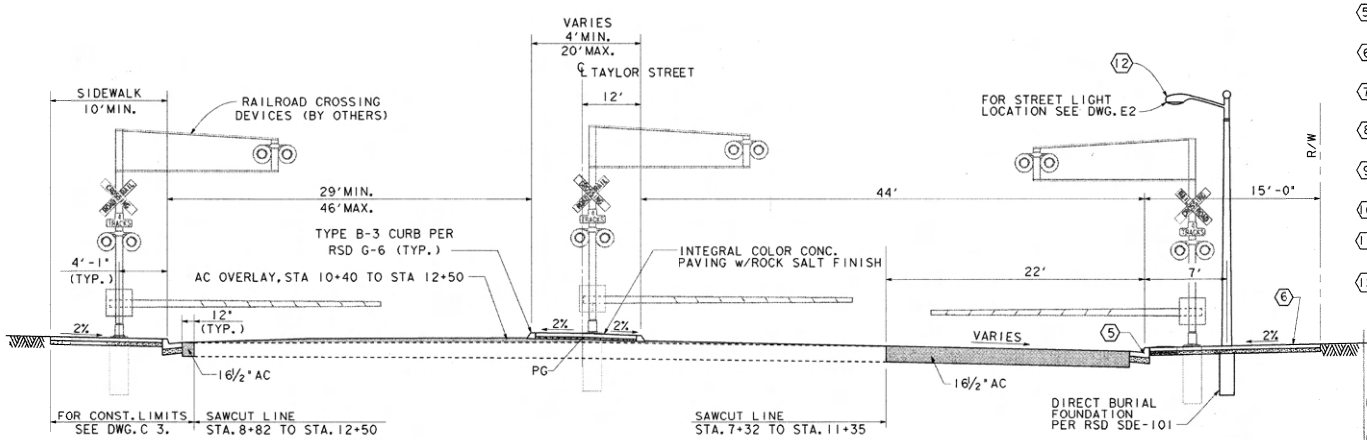

TAYLOR STREET
(PACIFIC HWY. TO CONGRESS ST.)

STREET NAME	STREET CLASSIFICATION	ADT
CONGRESS STREET	TWO LANE - COLLECTOR	6800
TAYLOR STREET	FIVE LANE - ARTERIAL	24100

AS BUILT
Martin Hall
Contract No.
Date

CITY OF SAN DIEGO, CALIFORNIA
ENGINEERING DEPARTMENT
SHEET 7 OF 56 SHEETS)
FOR CITY ENGINEER
DATE

W.O. NO. 920707

DESCRIPTION	BY	APPROVED	DATE	FILMED
ORIGINAL	DE LEUW			
AS-BUILT	M.H.	MH		

1854-6267
CONTROL, CERTIFICATION
NAD 83
214-1707
LAMBERT COORDINATES

CONTRACTOR HERZOG DATE STARTED 2-16-94
INSPECTOR MARTIN HALL DATE COMPLETED 6-28-96

26877- 7 -D
DWG. NO.

NO.	DATE	REVISIONS	BY	CHK	APRV
	4-95	CONFORMED			

DE LEUW CATHER

	DATE
DESIGNED BY R.H.L.	3/4/94
DRAWN BY R.H.L.	3/4/94
CHECKED BY H.R.S.	11/7/94
MTDB PRJ.ENG. D. RAGLAND	

MTDB
Metropolitan Transit Development Board
1255 Imperial Avenue, Suite 1000, San Diego, CA. 92101-7490

LIGHT RAIL GUIDEWAY PROJECT
San Diego

OLD TOWN TRANSIT CENTER
TYPICAL CROSS SECTIONS & DETAILS
STREETS

SCALE 1" = 5'
MTDB CONTRACT NO. LRT 552
DRAWING NO. X 2
SHEET NO. 10

FOR REDUCED PLANS
ORIGINAL SCALE IS IN INCHES

/usr2/or/352/sot13.dgn
08-DEC-1994 23:01

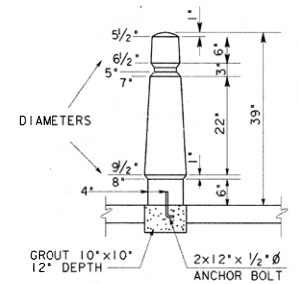

PRECAST BOLLARD DETAIL (A)

COLOR: GRAY

PRECAST BOLLARD SCHEDULE	
STATION	LOCATION
10+59	RT. SIDE
10+67	RT. SIDE
10+86	RT. SIDE
10+95	RT. SIDE
10+41	LT. SIDE
10+50	LT. SIDE
10+70	LT. SIDE
10+78	LT. SIDE

NOTE:
STATIONS SHOWN ARE FOR TAYLOR STREET

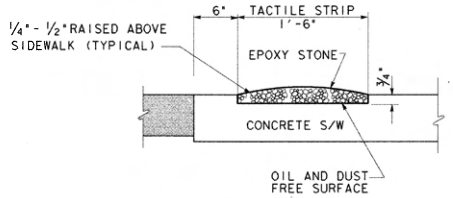

EPOXY PEBBLE STRIP (B)

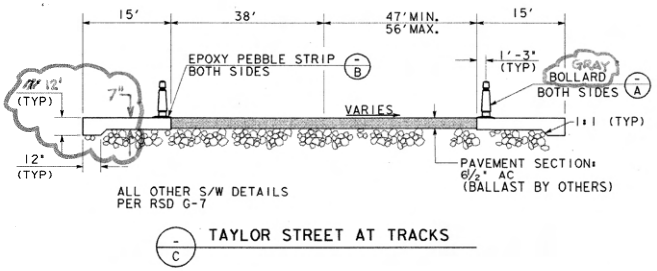

TAYLOR STREET AT TRACKS (C)

NOTE:
1. CONTRACTOR TO PROVIDE SHOP DRAWINGS FOR ENGINEER'S APPROVAL.
2. ALL HARDWARE TO BE OF DECORATIVE NATURE AND TO MATCH SIMILAR WOOD GATES IN OLD TOWN AREA.
3. COUNTER BORE ALL NUTS AND BOLTS IN DIRECT CONTACT WITH JOISTS.
4. POSTS AND JOISTS SHALL BE PRESSURE TREATED ROUGH SAWN DOUGLAS FIR LARCH NO. 1

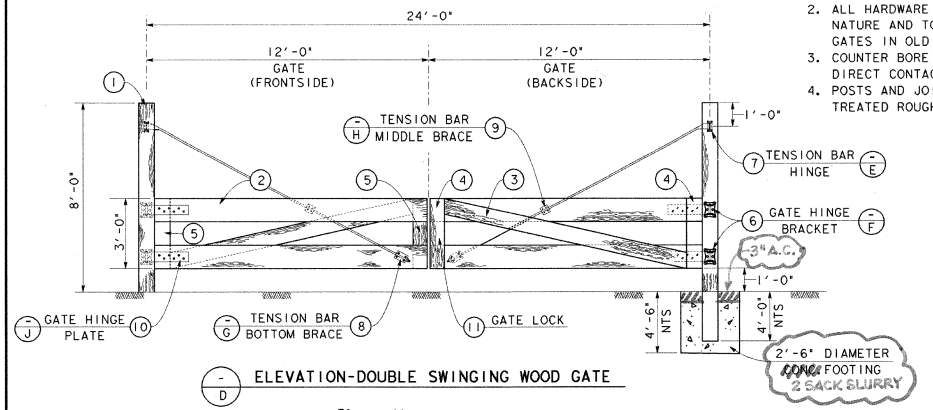

ELEVATION-DOUBLE SWINGING WOOD GATE (D)

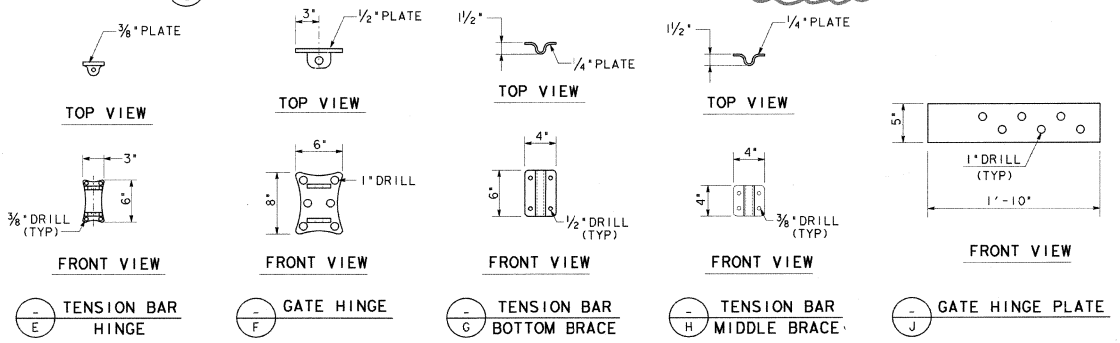

GATE-MATERIALS LIST		
NO.	DESCRIPTION	REQ'D.
1	8"x 6"x 12'-0" POST	2
2	2"x 12"x 11'-7½" JOIST	4
3	2"x 8"x 10'-9" JOISTS	2
4	2"x 8"x 3'-0" JOIST	4
5	2"x 8"x 1'-3" JOIST	4
6	POST MOUNTED GATE HINGE BRACKET w/ BOLTS & NUTS	4
7	POST MOUNTED TENSION BAR BRACKET w/ BOLTS & NUTS	2
8	TENSION BAR BOTTOM BRACE w/ BOLTS & NUTS	2
9	TENSION BAR MIDDLE BRACE w/ BOLTS & NUTS	2
10	GATE HINGE PLATE w/ BOLTS & NUTS	4
11	GATE LOCK w/ BOLTS & NUTS	1

AS BUILT
Martin Hall
Contract No. LRT-552
Date 5-20-97

CITY OF SAN DIEGO, CALIFORNIA
ENGINEERING DEPARTMENT
SHEET 8 OF 52 SHEETS
W.O. NO 920707
FOR CITY ENGINEER — DATE

DESCRIPTION	BY	APPROVED	DATE	FILMED
ORIGINAL	DE LEUW			
AS-BUILT	M.H.	MRC		

1854-6267
CONTROL CERTIFICATION
NAD 83
214-1707
LAMBERT COORDINATES
CONTRACTOR HERZOG
INSPECTOR MARTIN HALL
DATE STARTED 2-16-96
DATE COMPLETED 6-28-96
26877- 8 -D
ORIG. NO.

NO.	DATE	REVISIONS	BY	CHK	APRV
	4-95	CONFORMED			

DE LEUW CATHER

REGISTERED PROFESSIONAL ENGINEER — HARRY H. SAWYER — NO. C 40111 EXP. 12-31-96 — CIVIL — STATE OF CALIFORNIA

Hank Sawyer

DESIGNED BY R.H.L.	DATE 6/8/94
DRAWN BY R.H.L.	6/8/94
CHECKED BY H.R.S.	11/30/94
MTDB PRJ.ENG. D. RAGLAND	

MTDB
Metropolitan Transit Development Board
1255 Imperial Avenue, Suite 1000, San Diego, CA. 92101-7490

LIGHT RAIL GUIDEWAY PROJECT
San Diego
OLD TOWN TRANSIT CENTER
TYPICAL CROSS SECTIONS & DETAILS
TAYLOR STREET & MISC. DETAILS

SCALE 1"=5' U.N.O
MTDB CONTRACT NO. LRT 552
DRAWING NO. X 3
SHEET NO. 11

FOR REDUCED PLANS
ORIGINAL SCALE IS IN INCHES 0 1 2 3

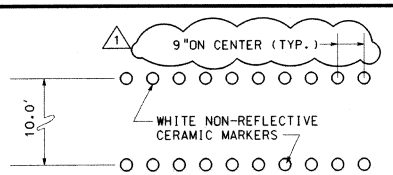

TYPICAL CROSSWALK DELINEATION DETAIL
NTS

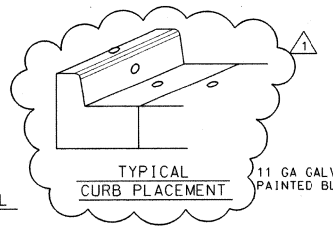

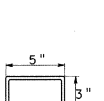

SECTION A-A

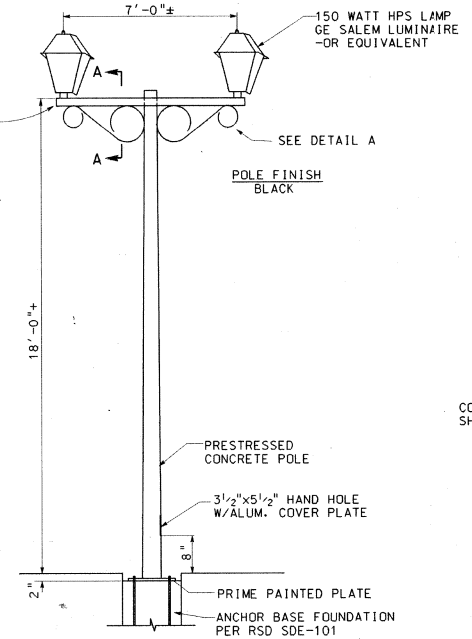

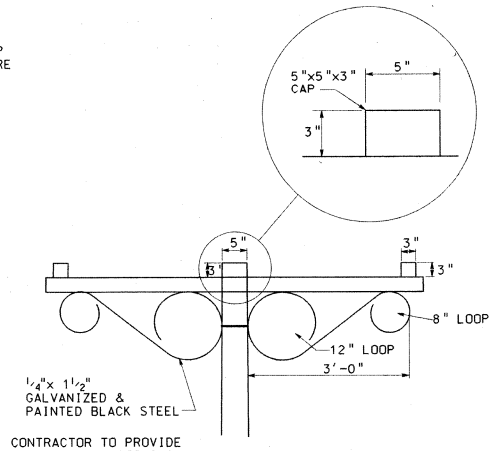

DETAIL A
NTS

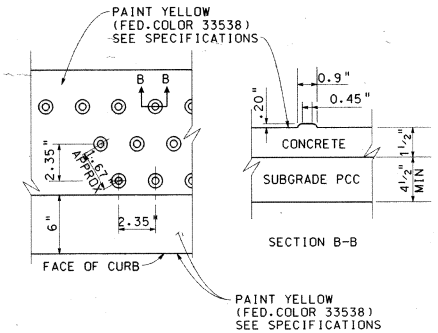

B DETECTABLE WARNING PAVEMENT DETAIL
NTS

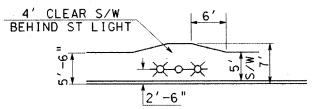

SIDEWALK ARRANGEMENT AT STREET LIGHT OBSTRUCTIONS

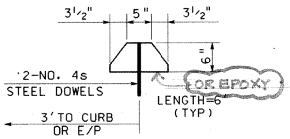

TYPICAL CONCRETE WHEELSTOP
NTS

C LIGHT POST STANDARD (DECORATIVE)
(OLD TOWN SAN DIEGO)
NTS

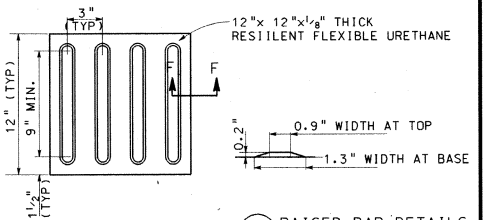

E DIRECTIONAL BAR MATS
NTS

F RAISED BAR DETAILS
NTS

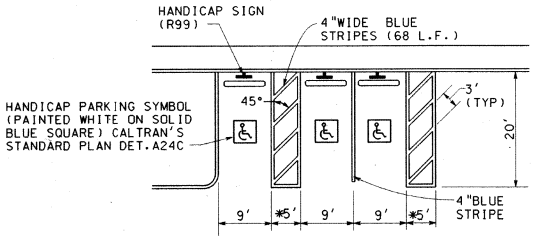

*8'WIDE FOR VAN PARKING STALL

HANDICAP PARKING STALL DETAIL
SCALE 1"=10'

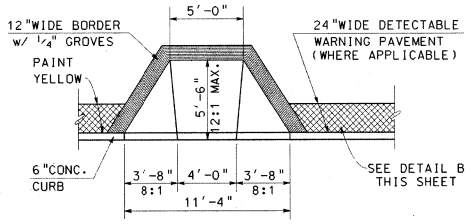

FOR ALL OTHER DETAILS AND NOTES REFER TO RSD G-27

PEDESTRIAN RAMP
SCALE 1"=4'

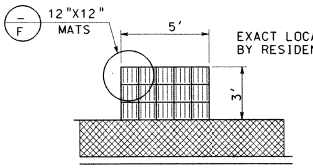

D DIRECTIONAL BAR MAT ARRANGEMENT
NTS

AS BUILT
Martin Hall
Contract No. LRT-552
Date 5-20-97

CITY OF SAN DIEGO, CALIFORNIA
ENGINEERING DEPARTMENT
SHEET 9 OF 58 SHEETS
W.O. NO. 920707
FOR CITY ENGINEER — DATE Oct. 11, 1994

DESCRIPTION	BY	APPROVED	DATE	FILMED
ORIGINAL	DE LEUW			
AS-BUILT	M.H.	MPC		

1854-6267
CONTROL CERTIFICATION
NAD 83
214-1707
LAMBERT COORDINATES

CONTRACTOR HERZOG — DATE STARTED 2-16-94
INSPECTOR MARTIN HALL — DATE COMPLETED 6-28-96
26877-9 -D
DWG. NO.

NO.	DATE	REVISIONS	BY	CHK	APRV
1	4/95	CCO 1- REVISED MARKER SPACES	RMS		
	4/95	CONFORMED	RMS		

DE LEUW CATHER

REGISTERED PROFESSIONAL ENGINEER — PAUL R. SAMMET — NO. C 48822 — EXP. 12-31-96 — CIVIL — STATE OF CALIFORNIA

DESIGNED BY E.A.P.	DATE 6/8/94
DRAWN BY R.W.M.	6/8/94
CHECKED BY H.R.S.	10/17/94
MTDB PRJ.ENG. D. RAGLAND	

MTDB
Metropolitan Transit Development Board
1255 Imperial Avenue, Suite 1000, San Diego, CA. 92101-7490

LIGHT RAIL GUIDEWAY PROJECT
San Diego
OLD TOWN TRANSIT CENTER
TYPICAL CROSS SECTIONS & DETAILS
MISCELLANEOUS CONSTRUCTION

SCALE AS SHOWN
MTDB CONTRACT NO. LRT 552
DRAWING NO. X 4
SHEET NO. 12

FOR REDUCED PLANS ORIGINAL SCALE IS IN INCHES 0 1 2 3

78

MTS DOC NO. PWL355.0-22, WOA355-AE-75

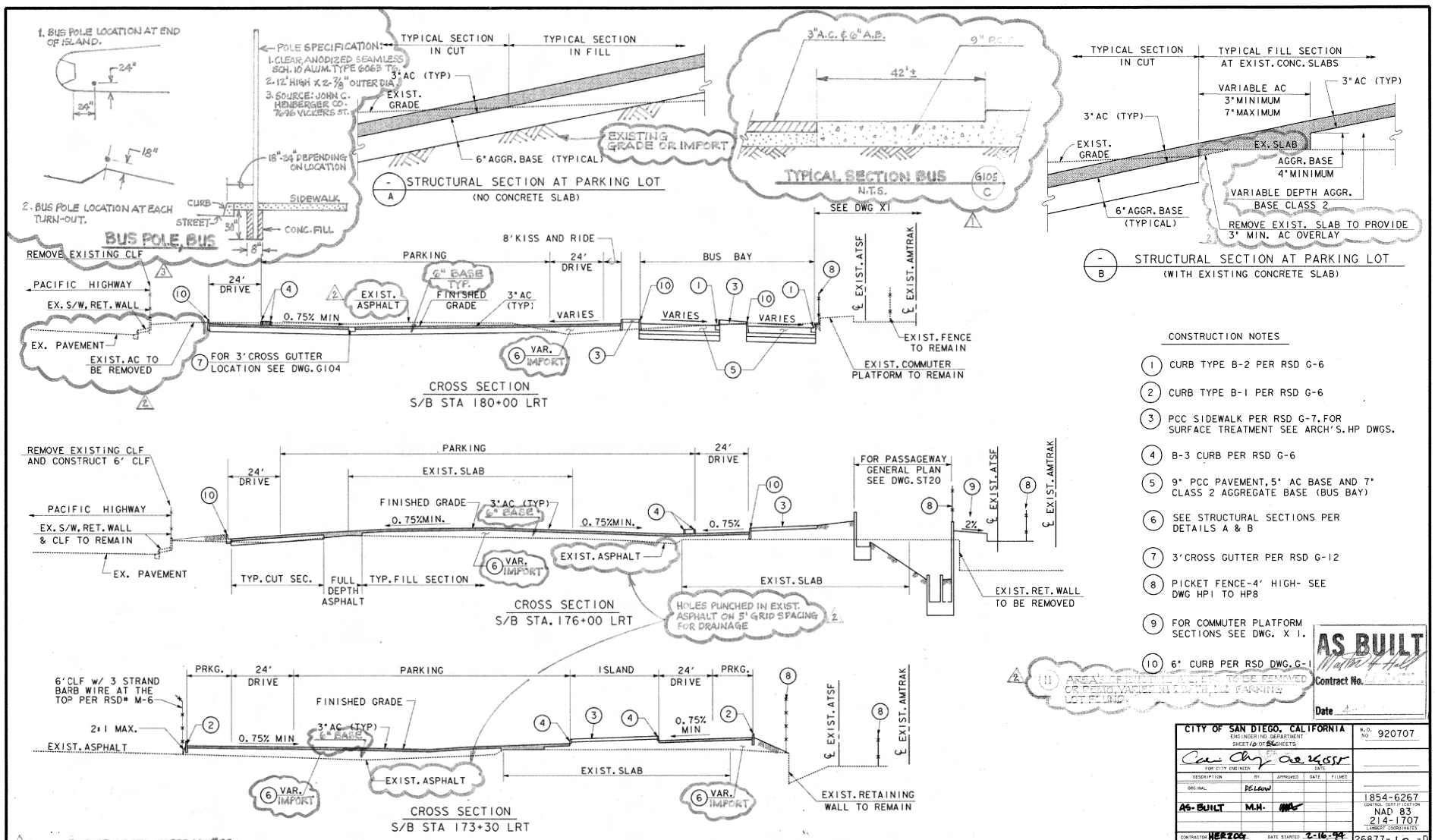
1. BUS POLE LOCATION AT END OF ISLAND.
24"
24"
18"
2. BUS POLE LOCATION AT EACH TURN-OUT.
POLE SPECIFICATION:
1. CLEAR, ANODIZED SEAMLESS SCH. 10 ALUM. TYPE 6063 T6.
2. 12' HIGH X 2-7/8" OUTER DIA.
3. SOURCE: JOHN C. HENBERGER CO. 7696 VICKERS ST.
18"-24" DEPENDING ON LOCATION
CURB
STREET
SIDEWALK
CONC. FILL
BUS POLE, BUS
TYPICAL SECTION IN CUT
TYPICAL SECTION IN FILL
3" AC (TYP)
EXIST. GRADE
6" AGGR. BASE (TYPICAL)
EXISTING GRADE OR IMPORT
STRUCTURAL SECTION AT PARKING LOT
(NO CONCRETE SLAB)
3" A.C. & 6" A.B.
9" P.C.C.
42'±
TYPICAL SECTION BUS
N.T.S.
G105 C
TYPICAL SECTION IN CUT
TYPICAL FILL SECTION AT EXIST. CONC. SLABS
VARIABLE AC
3" MINIMUM
7" MAXIMUM
3" AC (TYP)
EXIST. GRADE
EX. SLAB
AGGR. BASE
4" MINIMUM
VARIABLE DEPTH AGGR. BASE CLASS 2
6" AGGR. BASE (TYPICAL)
REMOVE EXIST. SLAB TO PROVIDE 3" MIN. AC OVERLAY
STRUCTURAL SECTION AT PARKING LOT
(WITH EXISTING CONCRETE SLAB)
SEE DWG X1
REMOVE EXISTING CLF
PACIFIC HIGHWAY
EX. S/W, RET. WALL
EX. PAVEMENT
EXIST. AC TO BE REMOVED
24' DRIVE
PARKING
8' KISS AND RIDE
24' DRIVE
BUS BAY
EXIST. ASPHALT
6" BASE TYP.
FINISHED GRADE
3" AC (TYP)
0.75% MIN
VARIES
VARIES
VARIES
FOR 3' CROSS GUTTER LOCATION SEE DWG. G104
VAR. IMPORT
EXIST. FENCE TO REMAIN
EXIST. COMMUTER PLATFORM TO REMAIN
CROSS SECTION
S/B STA 180+00 LRT
REMOVE EXISTING CLF AND CONSTRUCT 6' CLF
PACIFIC HIGHWAY
EX. S/W, RET. WALL & CLF TO REMAIN
EX. PAVEMENT
24' DRIVE
PARKING
EXIST. SLAB
24' DRIVE
FINISHED GRADE
3" AC (TYP)
6" BASE
0.75% MIN.
0.75% MIN.
0.75%
FOR PASSAGEWAY GENERAL PLAN SEE DWG. ST20
2%
EXIST. ASPHALT
TYP. CUT SEC.
FULL DEPTH ASPHALT
TYP. FILL SECTION
VAR. IMPORT
EXIST. SLAB
EXIST. RET. WALL TO BE REMOVED
CROSS SECTION
S/B STA. 176+00 LRT
HOLES PUNCHED IN EXIST. ASPHALT ON 5' GRID SPACING FOR DRAINAGE
6' CLF w/ 3 STRAND BARB WIRE AT THE TOP PER RSD# M-6
2:1 MAX.
EXIST. ASPHALT
PRKG.
24' DRIVE
PARKING
ISLAND
24' DRIVE
PRKG.
FINISHED GRADE
3" AC (TYP)
6" BASE
0.75% MIN
0.75% MIN
EXIST. ASPHALT
EXIST. SLAB
VAR. IMPORT
VAR. IMPORT
EXIST. RETAINING WALL TO REMAIN
CROSS SECTION
S/B STA 173+30 LRT
BUS STOP DETAILS PER CCO#28
CONSTRUCTION NOTES
1 CURB TYPE B-2 PER RSD G-6
2 CURB TYPE B-1 PER RSD G-6
3 PCC SIDEWALK PER RSD G-7. FOR SURFACE TREATMENT SEE ARCH'S. HP DWGS.
4 B-3 CURB PER RSD G-6
5 9" PCC PAVEMENT, 5" AC BASE AND 7" CLASS 2 AGGREGATE BASE (BUS BAY)
6 SEE STRUCTURAL SECTIONS PER DETAILS A & B
7 3' CROSS GUTTER PER RSD G-12
8 PICKET FENCE-4' HIGH- SEE DWG HP1 TO HP8
9 FOR COMMUTER PLATFORM SECTIONS SEE DWG. X 1.
10 6" CURB PER RSD DWG. G-1
11 AREAS OF EXISTING A.C. ETC. TO BE REMOVED OR REMOVED, VARIABLE DEPTH, AND PARKING LOT FILLED.
AS BUILT
Contract No.
Date
CITY OF SAN DIEGO, CALIFORNIA
ENGINEERING DEPARTMENT
SHEET 10 OF 56 SHEETS
W.O. NO. 920707
FOR CITY ENGINEER
DATE
ORIGINAL
DE LEUW
AS-BUILT
M.H.
1854-6267
CONTROL CERTIFICATION
NAD 83
214-1707
LAMBERT COORDINATES
CONTRACTOR HERZOG
INSPECTOR MARTIN HALL
DATE STARTED 2-16-94
DATE COMPLETED 6-28-96
26877-10-D
DWG NO.
AS-BUILT PER CCO# 23
REV. CONC. SEC. FOR BUSES PER CCO#43
4-95
CONFORMED
NO. DATE REVISIONS BY CHK APRV
DE LEUW CATHER
DESIGNED BY R. H. LUNA 6/8/94
DRAWN BY R. H. LUNA 6/8/94
CHECKED BY H. R. SAMII 12/01/94
MTDB PRJ. ENG. D. RAGLAND
MTDB
Metropolitan Transit Development Board
1255 Imperial Avenue, Suite 1000, San Diego, CA. 92101-7490
LIGHT RAIL GUIDEWAY PROJECT
San Diego
OLD TOWN TRANSIT CENTER
TYPICAL SECTIONS AND DETAILS
PARKING LOT & WEST BUS BAYS
SCALE HORIZ. 1"=20' VERT. 1"=3'
MTDB CONTRACT NO. LRT 552
DRAWING NO. X 5
SHEET NO. 13
FOR REDUCED PLANS ORIGINAL SCALE IS IN INCHES
0 1 2 3

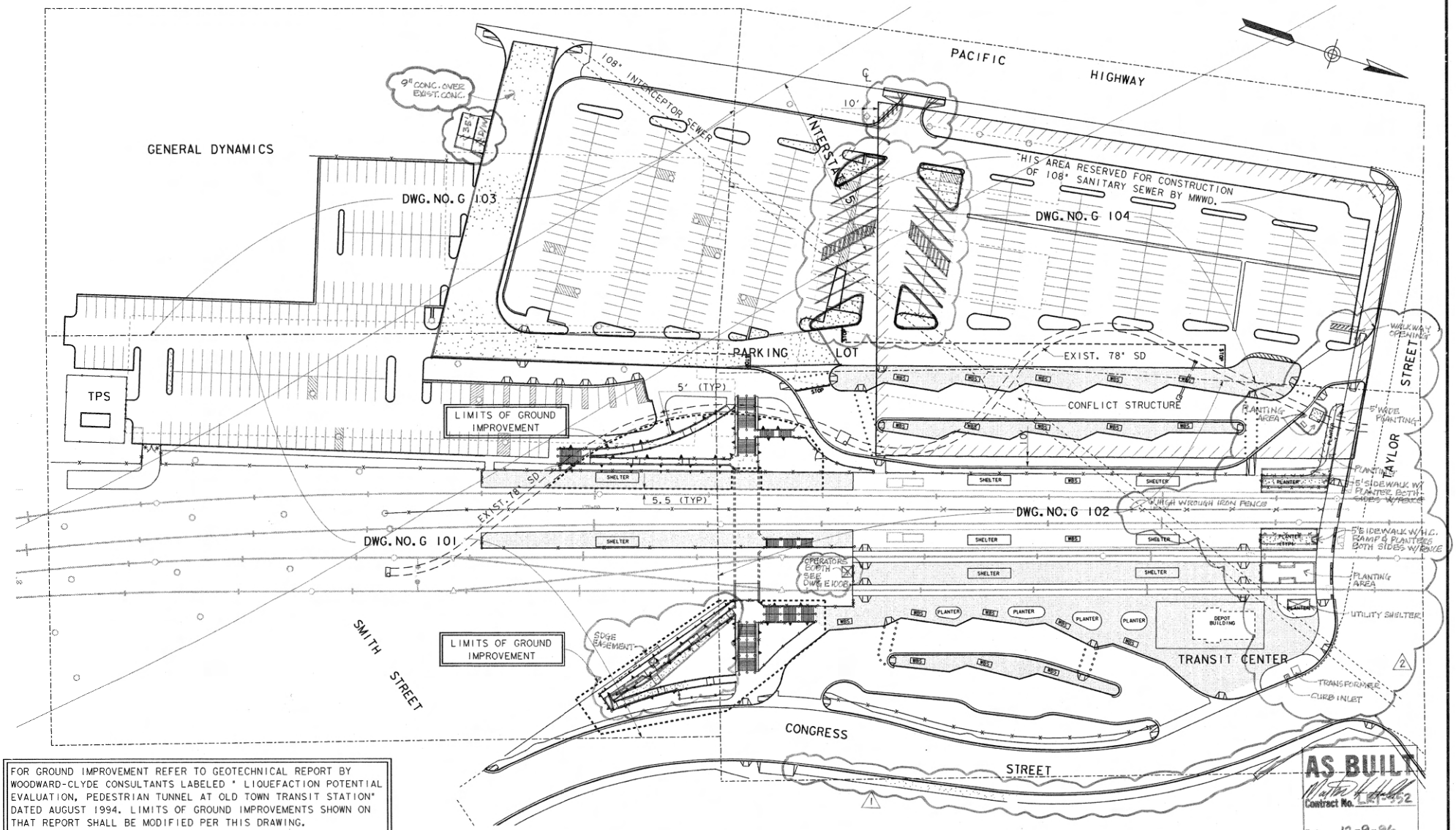

NO.	DATE	REVISIONS	BY	CHK	APRV
2		CONST. PER CCO #58			
1		SIDEWALK 500' LG. PER CCO #59			
	4-95	CONFORMED			

DE LEUW CATHER

DESIGNED BY R. M. S.	DATE 1/13/94
DRAWN BY R. H. L.	1/13/94
CHECKED BY H. R. S.	1/6/95
MTDB PRJ. ENG. D. RAGLAND	

MTDB
Metropolitan Transit Development Board
1255 Imperial Avenue, Suite 1000, San Diego, CA. 92101-7490

LIGHT RAIL GUIDEWAY PROJECT
San Diego
OLD TOWN TRANSIT CENTER
SITE PLAN
TRANSIT CENTER-PARKING LOT

SCALE	1"=40'
MTDB CONTRACT NO.	LRT 552
DRAWING NO.	G 100
SHEET NO.	14

FOR REDUCED PLANS ORIGINAL SCALE IS IN INCHES
MTS DOC NO. PWL355.0-22, WOA355-AE-75

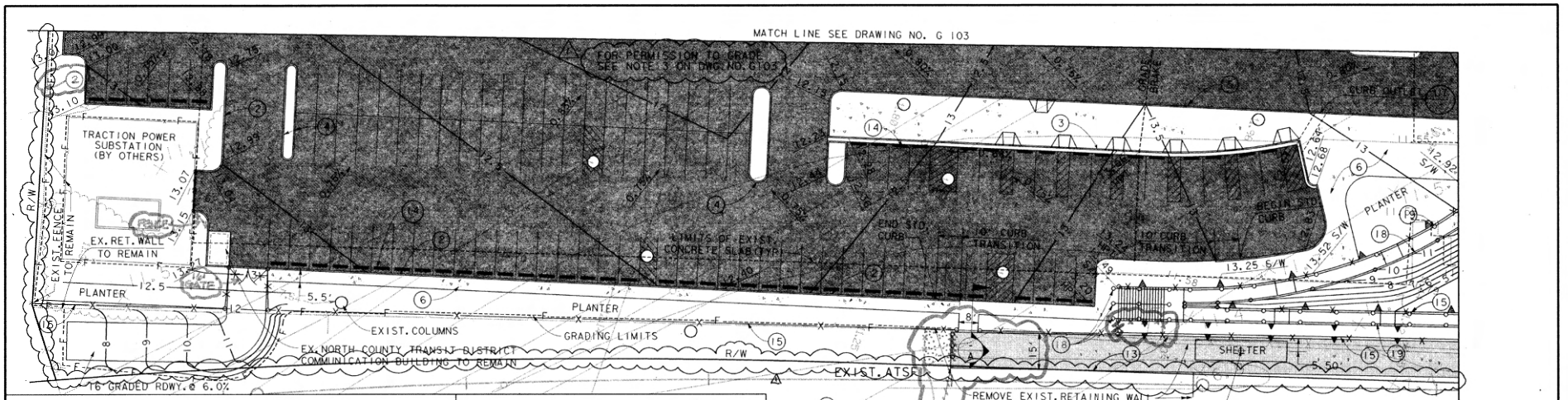

CONSTRUCTION NOTES:

1. EXIST. ELEVATED HANDICAP PLATFORM TO REMAIN.
2. B-1 CURBS PER RSD*G-6
3. CURB & GUTTER TYPE B-2 PER RSD*G-6 CROSS SLOPE OF GUTTER TO MATCH THAT OF ADJACENT PAVEMENT.
4. B-3 CURBS PER RSD*G-6 (TYP. ALL ISLAND).
5. 6" CURBS PER RSD*G-1.
6. PCC SIDEWALKS PER RSD* G-7.
7. CONC. CROSS GUTTERS PER RSD*G-12.
8. EXISTING FENCES, GATES, AND BRIDGE COLUMNS DOWNSPOUTS SHALL REMAIN IN PLACE U.N.O.
9. ALL PEDESTRIAN RAMPS SHALL BE PER DETAIL ON DWG. X 4.
10. TYPICAL DISTANCE FROM CL LRT TRACKS TO EDGE OF LRT PLATFORM IS 4'-10".
11. TYPICAL DISTANCE FROM CL OF COMMUTER TRACK TO EDGE OF PLATFORM IS 5'-4".
12. FOR PARKING LOT TYPICAL CROSS SECTIONS SEE DWG. X 5.
13. FOR TRANSIT CENTER/PLATFORM TYPICALS SEE DWG. X-1.
14. FOR TYPICAL WHEEL STOP DETAIL SEE DWG. X 4
15. FOR FENCING DETAILS SEE LANDSCAPE PLANS (HP1-HP8)
16. UNDERLINED ELEVS ARE FLOWLINE OR BOTTOM OF CURB, U.N.O.
17. REMOVE EXIST. PLATFORM SLAB AS REQUIRED TO EXPOSE EXIST. SHELTER FOOTINGS. EXIST. SHELTERS TO BE SALVAGED.
18. FOR PIPE HANDRAIL POST TYPE DETAIL SEE DWG. ST24.
19. FOR PIPE HANDRAIL WALL TYPE DETAIL SEE DWG. ST24.
20. FOR TYPICAL WOODEN BUS SHELTER LAYOUT SEE G104 B.
21. PERVIOUS BACKFILL, 1' WIDE BEHIND WALL.

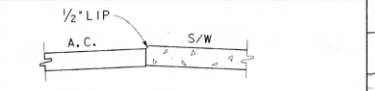

A PAVEMENT-SIDEWALK JUNCTURE NTS

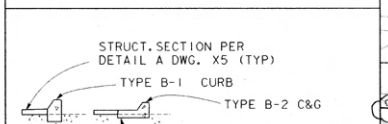

B CURB AND GUTTER DETAIL OVER EXIST. CONC. SLAB NTS

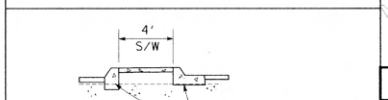

C SIDEWALK, CURB AND GUTTER DETAIL OVER EXIST. CONC. SLAB NTS

CITY OF SAN DIEGO, CALIFORNIA
ENGINEERING DEPARTMENT
SHEET 1 OF 4 SHEETS
FOR CITY ENGINEER — DATE: Dec. 26, 1995
W.O. NO. 920707

DESCRIPTION	BY	APPROVED	DATE	FILMED
ORIGINAL	DE LEUW			
AS-BUILT	M.H.	MPS		

1854-6267
CONTROL CERTIFICATION
NAD 83
214-1707
CONSULT COORDINATES

CONTRACTOR HERZOG — DATE STARTED 2-16-96
INSPECTOR MARTIN HALL — DATE COMPLETED 6-28-96
26877- 11 -D
DWG. NO.

NO.	DATE	REVISIONS	BY	CHK	APRV
1	8-95	ADDED R/W PER CCO *	RMS		
	4-95	CONFORMED			

DE LEUW CATHER

		DATE
DESIGNED BY	R. H. LUNA	6/07/94
DRAWN BY	R. H. LUNA	6/07/94
CHECKED BY	H. R. SAMII	11/23/94
MTDB PRJ. ENG.	D. RAGLAND	

MTDB
Metropolitan Transit Development Board
1255 Imperial Avenue, Suite 1000, San Diego, CA. 92101-7490

LIGHT RAIL GUIDEWAY PROJECT
San Diego

OLD TOWN TRANSIT CENTER
GRADING AND MISCELLANEOUS CONSTRUCTION PLAN
SHEET 1 OF 4

SCALE 1"=20'
MTDB CONTRACT NO. LRT 552
DRAWING NO. G 101
SHEET NO. 15

FOR REDUCED PLANS ORIGINAL SCALE IS IN INCHES 0 1 2 3

Plotted: Fri Aug 18 13:10:16 1995
F:\engineering\projects\552\ce\sht\g101.dgn
Pen Table: F:\plotpen\pl.pen.sl.tbl
PRF File: I:\PRFPLOT\SHT\G101.PRF

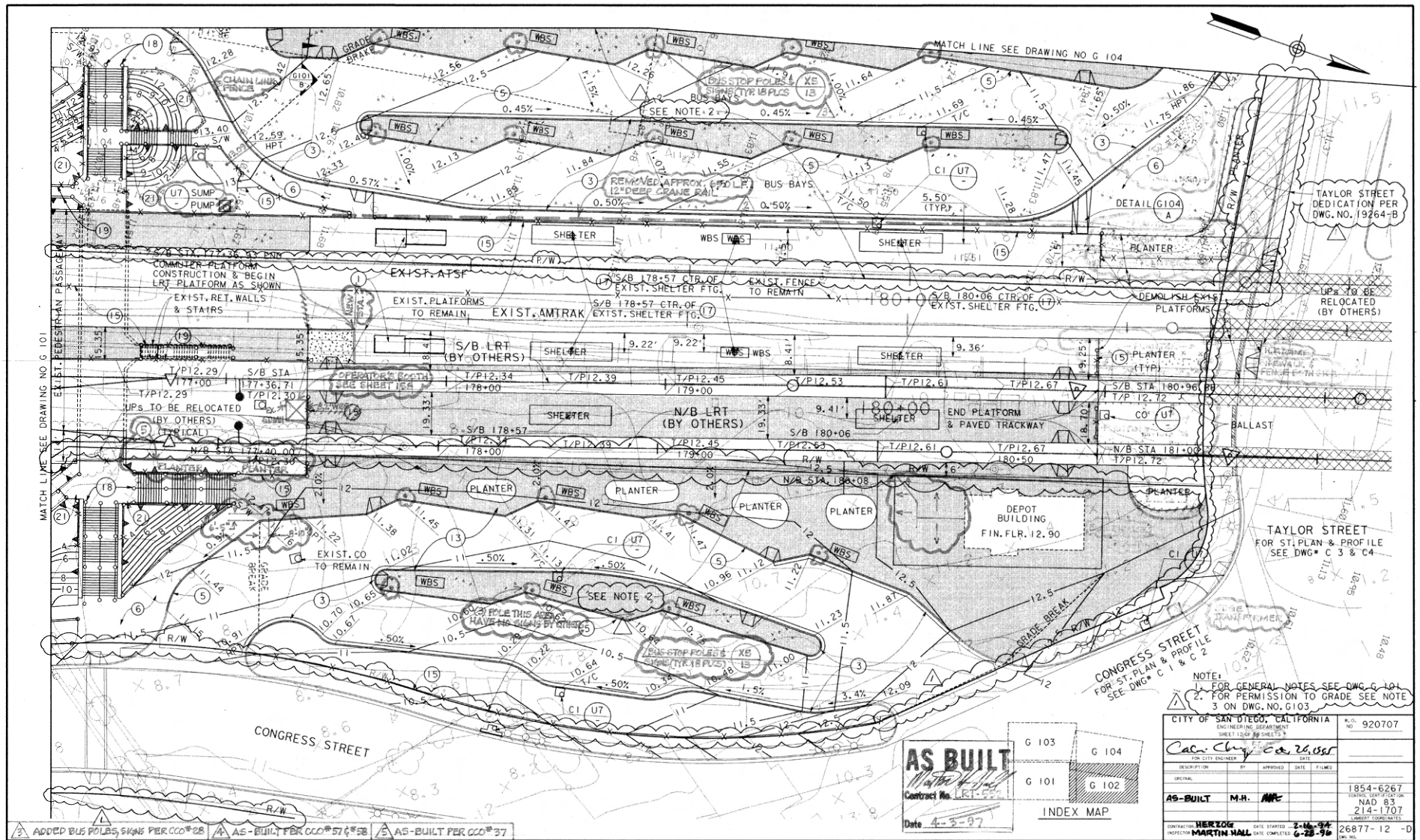

NO.	DATE	REVISIONS	BY	CHK	APRV
2		AS-BUILT PER CCO# 23			
1	4-95	REVISED NOTES AND ADDED R/W PER CCO #	RMS		
	4-95	CONFORMED			

3 ADDED BUS POLES, SIGNS PER CCO# 28 | 4 AS-BUILT PER CCO# 57 & # 58 | 5 AS-BUILT PER CCO# 37

DE LEUW CATHER

DESIGNED BY R. H. LUNA	DATE 6/7/94
DRAWN BY R. H. LUNA	6/7/94
CHECKED BY H. R. SAMII	11/23/94
MTDB PRJ. ENG. D. RAGLAND	

MTDB
Metropolitan Transit Development Board
1255 Imperial Avenue, Suite 1000, San Diego, CA. 92101-7490

LIGHT RAIL GUIDEWAY PROJECT
San Diego

OLD TOWN TRANSIT CENTER
GRADING AND MISCELLANEOUS CONSTRUCTION PLAN
SHEET 2 OF 4

SCALE 1"=20'
MTDB CONTRACT NO. LRT 552
DRAWING NO. G 102
SHEET NO. 16

FOR REDUCED PLANS ORIGINAL SCALE IS IN INCHES 0 1 2 3

Filename: i:\projects\ot\552\ce\sotg102.dgn
Time: Fri Aug 18 12:11:20 1995
Pen Table: i:\plot\pentbl\pom_site.tbl
PRF File: i:\PRFPLOT\SOTG102.PRF

82

MTS DOC NO. PWL355.0-22. WOA355-AE-75

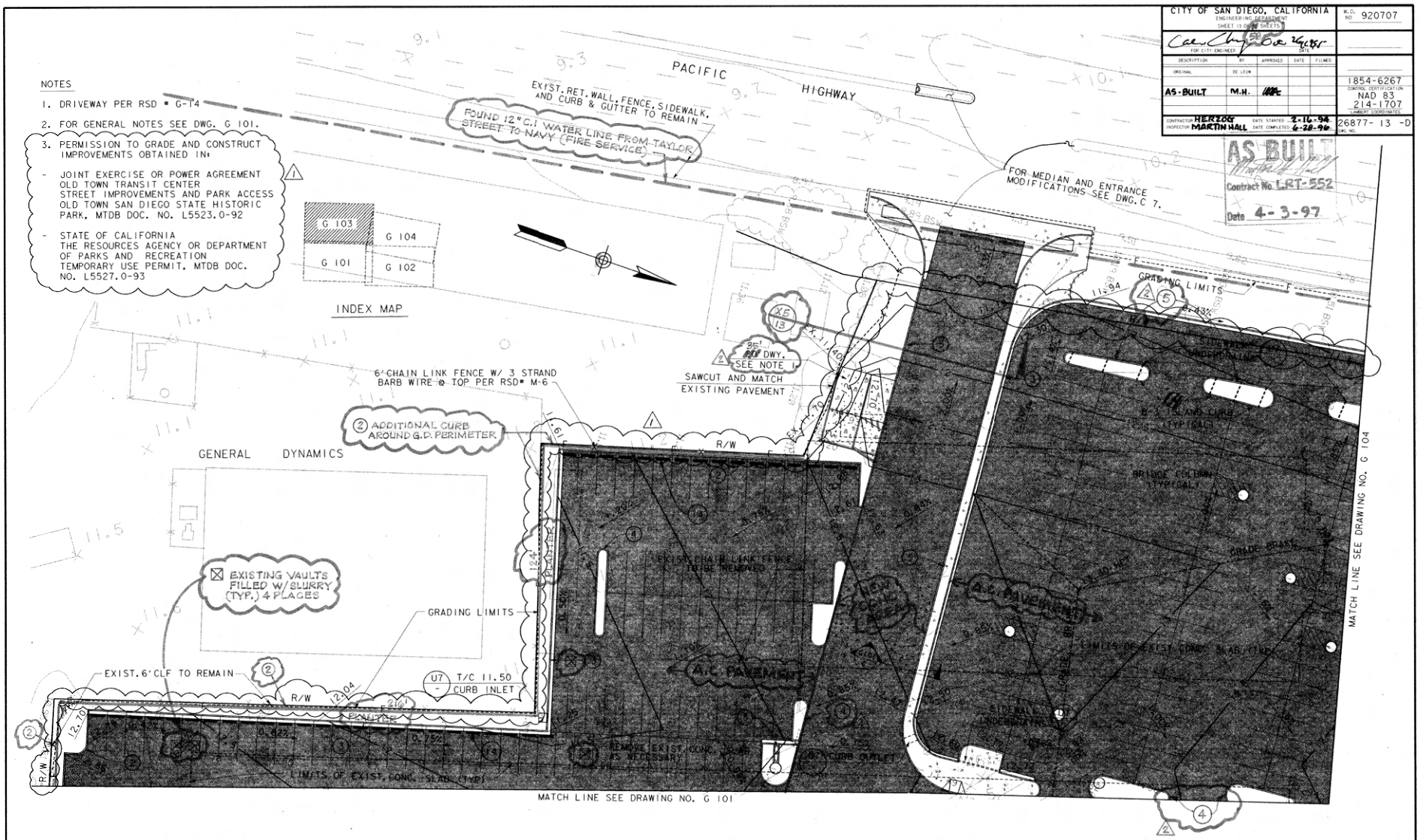

NO.	DATE	REVISIONS	BY	CHK	APRV
2		PER CCO # 28			
1	8-95	REVISED NOTES AND ADDED R/W PER CCO #	RWO		
	4-95	CONFORMED			

DE LEUW CATHER

DESIGNED BY R. H. LUNA	DATE 6/7/94
DRAWN BY R. H. LUNA	6/7/94
CHECKED BY H. R. SAMII	11/30/94
MTDB PRJ.ENG. D. RAGLAND	

MTDB
Metropolitan Transit Development Board
1255 Imperial Avenue, Suite 1000, San Diego, CA. 92101-7490

LIGHT RAIL GUIDEWAY PROJECT
San Diego

OLD TOWN TRANSIT CENTER
GRADING AND MISCELLANEOUS CONSTRUCTION PLANS
SHEET 3 OF 4

SCALE 1"=20'
MTDB CONTRACT NO. LRT 552
DRAWING NO. G 103
SHEET NO. 17

FOR REDUCED PLANS ORIGINAL SCALE IS IN INCHES 0 1 2 3

Filename: I:\projects\ot\552\ce\sotg103.dgn
Time: Fri Aug 18 08:18:33 1995
Pen Table: I:\plot\pentbl\pom_site.tbl
PRF File: I:\PRFPLOT\SOTG103.PRF

83

MTS DOC NO. PWL355.0-22. WOA355-AE-75

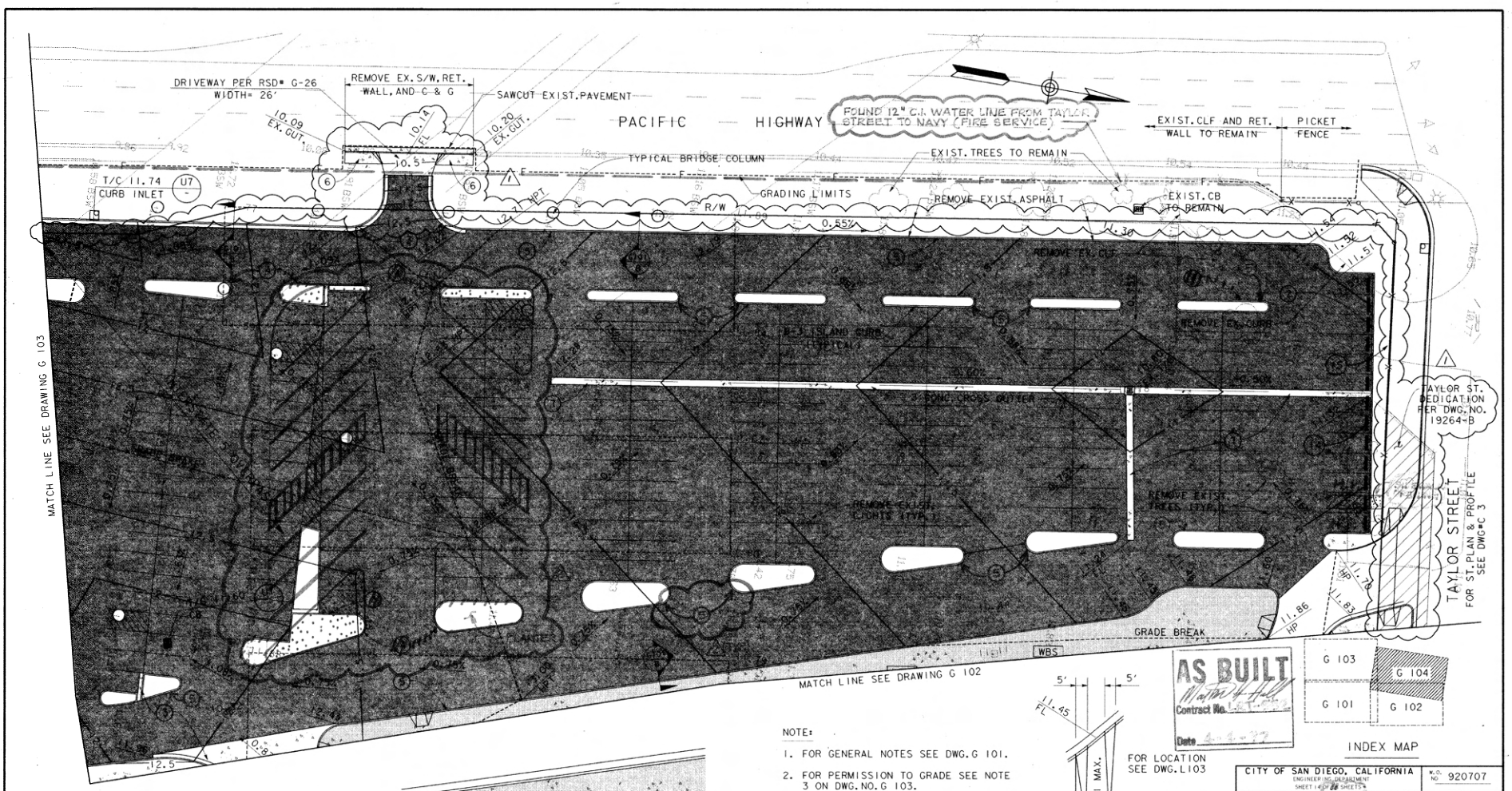

NOTE:

1. FOR GENERAL NOTES SEE DWG. G 101.
2. FOR PERMISSION TO GRADE SEE NOTE 3 ON DWG. NO. G 103.

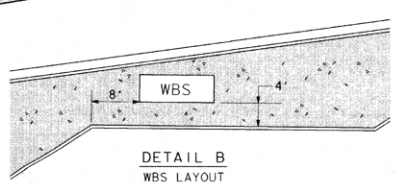

DETAIL B
WBS LAYOUT

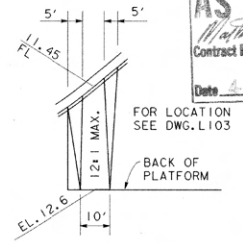

DETAIL A
MODIFIED PED. RAMP

2		MOD. MEDIANS PER CCO# 28 BUS PARKING			
1	8-95	REVISED DRIVEWAY & ADDED R/W PER CCO #	RHS		
	4-95	CONFORMED			
NO.	DATE	REVISIONS	BY	CHK	APRV

DE LEUW CATHER

DESIGNED BY R. H. LUNA	DATE 6/8/94
DRAWN BY R. H. LUNA	6/8/94
CHECKED BY H. R. SAMII	11/30/94
MTDB PRJ. ENG. D. RAGLAND	

MTDB
Metropolitan Transit Development Board
1255 Imperial Avenue, Suite 1000, San Diego, CA. 92101-7490

LIGHT RAIL GUIDEWAY PROJECT
San Diego

OLD TOWN TRANSIT CENTER
GRADING AND MISCELLANEOUS CONSTRUCTION PLANS
SHEET 4 OF 4

CITY OF SAN DIEGO, CALIFORNIA
ENGINEERING DEPARTMENT
SHEET 14 OF 88 SHEETS
FOR CITY ENGINEER — DATE Oct. 26, 1955

DESCRIPTION	BY	APPROVED	DATE	FILMED
ORIGINAL				
AS-BUILT	M.H.			

CONTRACTOR HERZOG DATE STARTED 2-16-94
INSPECTOR MARTIN HALL DATE COMPLETED 6-28-96

W.O. NO. 920707
1854-6267
CONTROL CERTIFICATION
NAD 83
214-1707
LAMBERT COORDINATES
26877- 14 -D
DWG NO.

SCALE 1"=20'
MTDB CONTRACT NO. LRT 552
DRAWING NO. G 104
SHEET NO. 18

FOR REDUCED PLANS ORIGINAL SCALE IS IN INCHES 0 1 2 3

Filename: I:\projects\ot\552\ce\sotg104.dgn
Time: Fri Aug 18 16:27:24 1995
Pen Table: I:\plot\pentbl\pom_site.tbl
PRF File: I:\PRFPLOT\SOTG104.PRF

84

MTS DOC NO. PWL355.0-22, WOA355-AE-75

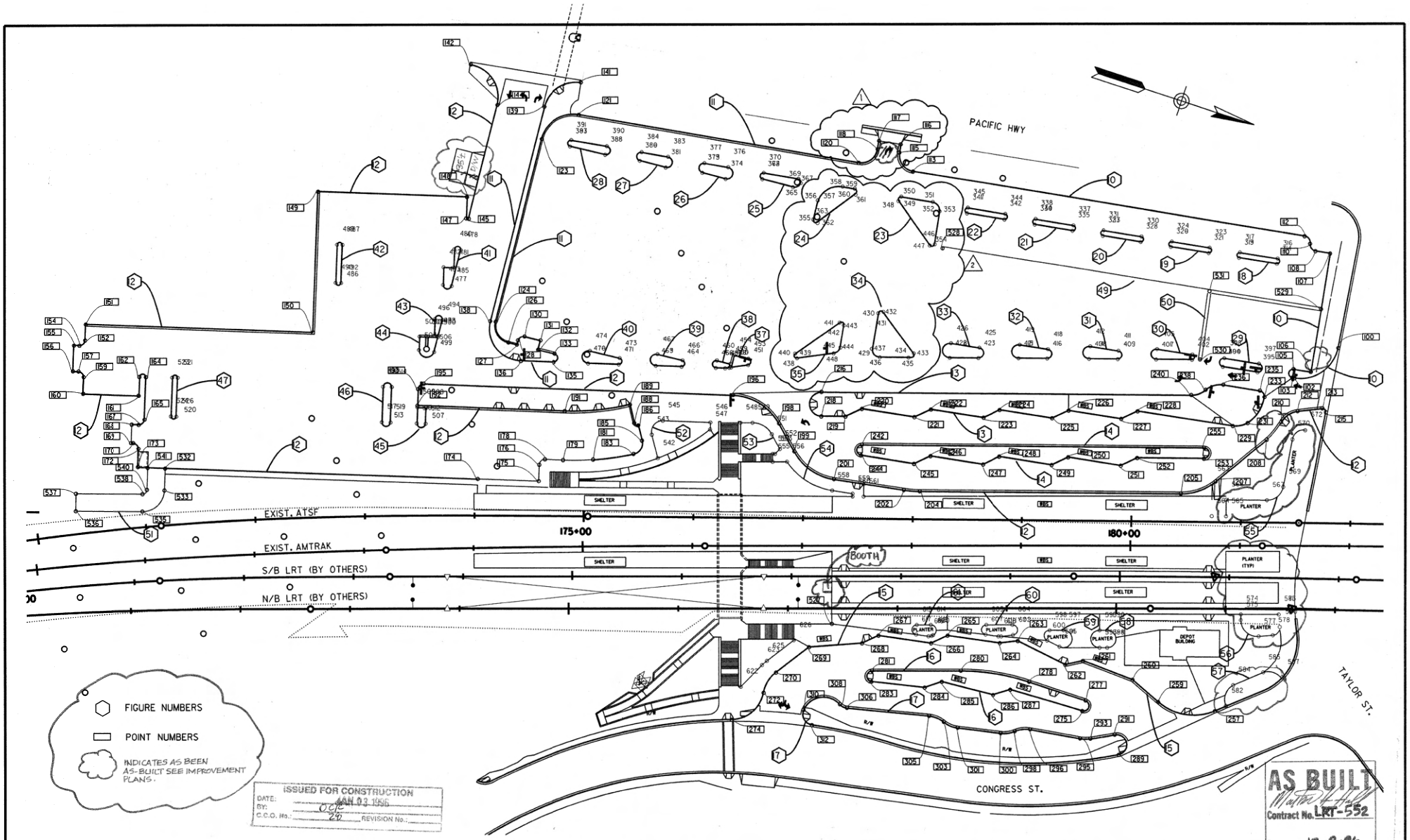

NO.	DATE	REVISIONS	BY	CHK	APRV
2	12-95	REVISED DWG.PER CCO # 28			
1	8-95	REVISED DWG.PER CCO #			
	4-95	CONFORMED			

DE LEUW CATHER

DESIGNED BY H.R.SAMII	DATE 12/9/94
DRAWN BY H.R.SAMII	DATE 12/9/94
CHECKED BY	
MTDB PRJ. ENG. D. RAGLAND	

MTDB
Metropolitan Transit Development Board
1255 Imperial Avenue, Suite 1000, San Diego, CA. 92101-7490

LIGHT RAIL GUIDEWAY PROJECT
San Diego

OLD TOWN TRANSIT CENTER
GRADING PLANS
ALIGNMENT DATA
SHEET 1 OF 4

SCALE	1"=40'
MTDB CONTRACT NO.	LRT 552
DRAWING NO.	SHEET NO.
G105	19

FOR REDUCED PLANS ORIGINAL SCALE IS IN INCHES 0 1 2 3

FIG. No.		PNT No.	NORTHING	EASTING	AZIMUTH OR DELTA	RADIUS (FT)	LENGTH (FT)
		100	1855936.41	6269445.57			
	CC	101	1855901.69	6269450.03	88 °15 ' 7 "	35.00	53.91
		102	1855907.21	6269484.59			
					170 °55 '36 "		2.22
		103	1855905.02	6269484.94			
	CC	104	1855904.39	6269480.99	180 ° 0 '41 "	4.00	12.57
		105	1855903.76	6269477.04			
					350 °56 '16 "		16.00
		106	1855919.56	6269474.52			
					260 °56 '19 "		110.50
(10)		107	1855902.16	6269365.40			
					170 °56 '18 "		13.50
		108	1855888.83	6269367.53			
	CC	109	1855887.88	6269361.60	89 ° 7 '25 "	6.00	9.33
		110	1855881.97	6269362.64			
	CC	111	1855876.06	6269363.67	89 ° 7 '21 "	6.00	9.33
		112	1855875.12	6269357.75			
					170 °56 '19 "		362.66
		113	1855516.99	6269414.86			
	CC	114	1855514.62	6269409.05	90 °06 '43 "	15.00	23.59
		115	1855499.81	6269402.39			
					261 °03 '02 "		7.58
		116	1855498.63	6269394.90			
		117	1855478.87	6269398.01			
					81 °03 '02 "		7.77
		118	1855480.08	6269405.68			
	CC	119	1855465.26	6269408.02	90 °27 '09 "	15.00	23.68
		120	1855467.48	6269422.85			
					171 °30 '11 "		259.19
		121	1855211.13	6269461.15			
	CC	122	1855215.57	6269490.82	85 °33 '28 "	30.00	44.80
		123	1855185.64	6269492.95			
					85 °56 '43 "		171.09
		124	1855197.74	6269663.60			
	CC	125	1855213.70	6269662.47	90 °23 '14 "	16.00	25.24
		126	1855214.94	6269678.42			
					355 °33 '28 "		7.89
(11)		127	1855222.81	6269677.81			
					265 °56 '45 "		4.08
		128	1855222.52	6269673.74			
	CC	129	1855227.51	6269673.38	90 ° 0 ' 1 "	5.00	7.85
		130	1855227.15	6269668.40			
					355 °56 '44 "		15.00
		131	1855242.11	6269667.34			
					85 °56 '43 "		8.95
		132	1855242.75	6269676.26			
					355 °33 '28 "		15.97
		133	1855258.67	6269675.03			
	CC	134	1855258.98	6269679.01	168 °11 '44 "	4.00	11.74
		135	1855260.10	6269682.85			
					163 °45 '14 "		30.19
		136	1855231.12	6269691.30			
	CC	137	1855222.72	6269662.50	102 °11 '29 "	30.00	53.51
		138	1855192.80	6269664.62			
					265 °56 '43 "		201.01
		139	1855178.59	6269464.11			
	CC	140	1855208.51	6269461.99	84 °43 '47 "	30.00	44.36
		141	1855203.65	6269432.39			
		142	1855102.71	6269448.51			
	CC	143	1855107.40	6269478.14	94 °56 '33 "	30.00	49.71
		144	1855137.32	6269476.02			
					85 °56 '43 "		106.42
		145	1855144.85	6269582.17			
	CC	146	1855143.70	6269582.25	167 °48 '40 "	1.15	3.38
		147	1855142.59	6269582.57			
					253 °45 '15 "		18.85
		148	1855137.32	6269564.48			
					163 °45 '15 "		136.00
		149	1855006.75	6269602.52			
					73 °45 '15 "		128.00
		150	1855042.56	6269725.41			
					163 °45 '17 "		208.48
		151	1854842.40	6269783.74			
					73 °45 '16 "		15.00
		152	1854846.60	6269798.14			
	CC	153	1854841.80	6269799.54	90 ° 0 ' 3 "	5.00	7.85
(12)		154	1854843.20	6269804.34			
					163 °45 '20 "		5.03
		155	1854838.37	6269805.74			
					73 °45 '15 "		24.00
		156	1854845.09	6269828.79			
					343 °45 '17 "		5.03
		157	1854849.91	6269827.38			
	CC	158	1854851.31	6269832.18	89 °59 '56 "	5.00	7.85
		159	1854856.11	6269830.78			
					73 °45 '13 "		15.00
		160	1854860.31	6269845.18			
					343 °45 '15 "		51.72
		161	1854909.97	6269830.71			
					253 °45 '15 "		17.00
		162	1854905.21	6269814.39			
	CC	163	1854908.09	6269813.55	179 °59 '53 "	3.00	9.42
		164	1854910.97	6269812.71			

FIG. No.		PNT No.	NORTHING	EASTING	AZIMUTH OR DELTA	RADIUS (FT)	LENGTH (FT)
					73 °45 '14 "		38.28
		165	1854921.68	6269849.47			
	CC	166	1854916.88	6269850.87	90 ° 0 ' 5 "	5.00	7.85
		167	1854918.28	6269855.67			
					163 °45 '14 "		6.41
		168	1854912.13	6269857.46			
					73 °45 '16 "		16.16
		169	1854916.65	6269872.97			
					343 °44 '58 "		1.91
		170	1854918.49	6269872.43			
	CC	171	1854919.89	6269877.23	89 °59 '56 "	5.00	7.85
		172	1854924.69	6269875.84			
					73 °45 '15 "		16.56
		173	1854929.32	6269891.73			
					343 °45 '16 "		310.36
		174	1855227.29	6269804.91			
					343 °45 '16 "		55.58
		175	1855280.64	6269789.36			
					253 °45 '16 "		15.00
		176	1855276.45	6269774.96			
	CC	177	1855281.25	6269773.56	89 °59 '58 "	5.00	7.85
		178	1855279.85	6269768.76			
					343 °45 '14 "		17.00
		179	1855296.17	6269764.00			
	CC	180	1855220.63	6269504.79	5 °49 '13 "	270.00	27.43
		181	1855322.07	6269755.01			
	CC	182	1855220.63	6269504.79	7 °53 '60 "	270.00	37.23
		183	1855355.50	6269738.69			
	CC	184	1855350.50	6269730.03	92 °39 '19 "	10.00	16.17
		185	1855358.92	6269724.64			
					237 °22 '43 "		13.72
		186	1855351.53	6269713.08			
	CC	187	1855349.91	6269710.55	91 °11 '23 "	3.00	4.77
		188	1855347.35	6269712.12			
(12)					238 °34 ' 5 "		16.99
CONT.		189	1855338.49	6269697.62			
	CC	190	1855220.63	6269504.79	15 °11 '10 "	226.00	59.90
		191	1855283.86	6269721.76			
					163 °45 '15 "		134.94
		192	1855154.31	6269759.51			
					253 °45 '18 "		15.00
		193	1855150.11	6269745.11			
	CC	194	1855154.91	6269743.71	89 °59 '58 "	5.00	7.85
		195	1855153.51	6269738.91			
					343 °45 '15 "		282.82
		196	1855425.03	6269659.79			
	CC	197	1855439.02	6269707.80	58 °52 '50 "	50.00	51.38
		198	1855472.89	6269671.01			
					42 °38 ' 4 "		28.78
		199	1855494.06	6269690.51			
	CC	200	1855527.93	6269653.72	52 ° 8 '32 "	50.00	45.50
		201	1855536.19	6269703.03			
					350 °29 '31 "		64.57
		202	1855599.87	6269692.37			
	CC	203	1855583.35	6269593.74	8 °17 '49 "	100.00	14.48
		204	1855613.93	6269688.95			
					342 °11 '42 "		238.63
		205	1855841.13	6269615.98			
	CC	206	1855825.84	6269568.38	39 °35 '39 "	50.00	34.55
		207	1855867.96	6269595.32			
					302 °36 ' 2 "		60.02
		208	1855900.30	6269544.75			
	CC	209	1855853.97	6269515.12	21 ° 9 '22 "	55.00	20.31
		210	1855907.87	6269526.03			
	CC	211	1855927.48	6269530.00	53 °45 '16 "	20.00	18.76
		212	1855919.09	6269511.85			
					335 °11 '57 "		22.78
		213	1855939.77	6269502.29			
	CC	214	1855941.02	6269505.02	107 °28 '33 "	3.00	5.63
		215	1855944.00	6269504.63			
		216	1855500.68	6269631.85			
	CC	217	1855504.05	6269642.32	179 °59 '59 "	11.00	34.56
		218	1855507.41	6269652.79			
					342 °11 '42 "		22.00
		219	1855528.36	6269646.06			
					317 °10 '43 "		16.55
		220	1855540.50	6269634.81			
					350 °29 '31 "		48.51
		221	1855588.34	6269626.80			
					317 °10 '43 "		16.55
		222	1855600.48	6269615.55			
					350 °29 '31 "		48.51
		223	1855648.32	6269607.54			
(13)					317 °10 '43 "		16.55
		224	1855660.46	6269596.28			
					350 °29 '31 "		48.51
		225	1855708.30	6269588.27			
					317 °10 '43 "		16.55
		226	1855720.44	6269577.02			
					350 °29 '31 "		48.51
		227	1855768.29	6269569.01			
					317 °10 '43 "		16.55
		228	1855780.43	6269557.76			
					350 °29 '31 "		88.00
		229	1855867.21	6269543.22			

FIG. No.		PNT No.	NORTHING	EASTING	AZIMUTH OR DELTA	RADIUS (FT)	LENGTH (FT)
	CC	230	1855863.91	6269523.50	40 °23 '21 "	20.00	14.10
		231	1855879.21	6269536.38			
	CC	232	1855853.97	6269515.12	50 °20 '51 "	33.00	29.00
		233	1855886.44	6269509.25			
	CC	234	1855881.52	6269510.14	88 °49 ' 1 "	5.00	7.75
		235	1855880.73	6269505.20			
					170 °56 '19 "		33.86
(13)		236	1855847.29	6269510.54			
	CC	237	1855850.44	6269530.29	49 °35 '39 "	20.00	17.31
CONT.		238	1855833.36	6269519.88			
	CC	239	1855816.28	6269509.48	40 °51 ' 2 "	20.00	14.26
		240	1855822.39	6269528.52			
					162 °11 '41 "		337.90
		241	1855500.68	6269631.85			
	14	242	1855550.55	6269665.19			
	CC	243	1855552.08	6269669.95	171 °42 '10 "	5.00	14.98
		244	1855552.91	6269674.88			
					350 °29 '31 "		48.87
		245	1855601.11	6269666.81			
					317 °10 '43 "		16.55
		246	1855613.25	6269655.56			
					350 °29 '31 "		48.51
		247	1855661.09	6269647.55			
					317 °10 '43 "		16.55
		248	1855673.23	6269636.30			
(14)					350 °29 '31 "		48.51
		249	1855721.07	6269628.28			
					317 °10 '43 "		16.55
		250	1855733.21	6269617.03			
					350 °29 '31 "		48.51
		251	1855781.06	6269609.02			
					317 °10 '43 "		16.55
		252	1855793.20	6269597.77			
					342 °11 '42 "		61.00
		253	1855851.28	6269579.12			
	CC	254	1855849.75	6269574.35	179 °59 '52 "	5.00	15.71
		255	1855848.22	6269569.59			
					162 °11 '42 "		312.64
		256	1855550.55	6269665.19			
		257	1855933.53	6269795.06			
	CC	258	1855900.71	6269757.34	63 °31 ' 5 "	50.00	55.43
		259	1855881.58	6269803.53			
					202 °29 '31 "		30.81
		260	1855853.12	6269791.75			
					182 °29 '44 "		48.51
		261	1855804.66	6269789.64			
					149 °10 '55 "		16.55
		262	1855790.44	6269798.12			
					188 °15 '27 "		48.51
		263	1855742.43	6269791.15			
					154 °56 '39 "		16.55
		264	1855727.44	6269798.16			
(15)					169 °52 '30 "		48.51
		265	1855679.69	6269806.69			
					136 °33 '41 "		16.55
		266	1855667.67	6269818.07			
					169 °58 '38 "		48.51
		267	1855619.90	6269826.51			
					136 °39 '50 "		16.55
		268	1855607.86	6269837.87			
					157 °29 '21 "		48.51
		269	1855563.05	6269856.44			
					124 °10 '31 "		38.08
		270	1855541.66	6269887.95			
	CC	271	1855566.48	6269904.80	41 °57 '17 "	30.00	21.97
		272	1855536.75	6269908.86			
	CC	273	1855507.03	6269912.92	78 °49 '53 "	30.00	41.28
		274	1855516.77	6269941.30			
		275	1855818.54	6269833.10			
	CC	276	1855818.37	6269828.10	178 ° 6 '25 "	5.00	15.54
		277	1855818.36	6269823.10			
					179 °57 '38 "		54.35
		278	1855764.02	6269823.14			
	CC	279	1855764.15	6270023.14	18 °16 '48 "	200.00	63.81
		280	1855701.29	6269833.27			
					161 °40 '49 "		81.03
(16)		281	1855624.37	6269858.74			
	CC	282	1855625.94	6269863.49	173 °40 '14 "	5.00	15.16
		283	1855626.98	6269868.38			
					348 ° 0 '36 "		48.81
		284	1855674.72	6269858.24			
					322 °49 '16 "		16.55
		285	1855687.91	6269848.24			
					356 ° 8 ' 5 "		48.51
		286	1855736.31	6269844.97			
					324 °45 '14 "		16.55
		287	1855749.83	6269835.41			
					358 ° 4 ' 3 "		68.75
		288	1855818.54	6269833.10			
		289	1855862.71	6269860.79			
(17)	CC	290	1855858.06	6269852.51	180 ° 0 ' 0 "	9.50	29.85
		291	1855853.40	6269844.23			

ISSUED FOR CONSTRUCTION
DEC 18 96
DATE:
BY:
C.C.O. No.: 26
REVISION No.:

AS BUILT
Contract No. LRT-552
Date 12-9-96

NO.	DATE	REVISIONS	BY	CHK	APRV
1	8-95	REVISED DWY. PER CCO #	RMS		
	1-95	CONFORMED			

DE LEUW CATHER

REGISTERED PROFESSIONAL ENGINEER — H. R. SAMII — No. 29066 — CIVIL — STATE OF CALIFORNIA — 3-31-11

		DATE
DESIGNED BY	H. R. SAMII	12/9/94
DRAWN BY	H. R. SAMII	12/9/94
CHECKED BY		
MTDB PRJ.ENG.	D. RAGLAND	

MTDB
Metropolitan Transit Development Board
1255 Imperial Avenue, Suite 1000, San Diego, CA. 92101-7490

LIGHT RAIL GUIDEWAY PROJECT
San Diego

OLD TOWN TRANSIT CENTER
GRADING PLANS
ALIGNMENT DATA
SHEET 2 OF 4

SCALE N/A
MTDB CONTRACT NO. LRT 552
DRAWING NO. G106 SHEET NO. 20

FOR REDUCED PLANS ORIGINAL SCALE IS IN INCHES 0 1 2 3

MTS DOC NO. PWL355.0-22, WOA355-AE-76

Filename: h:\projects\ss2ce\sorg106.dgn
Time: Mon Aug 21 09:10:43 1995
Pen Table: h:\plot\pentbl\pdm_stre.tbl
PRF File: h:\PRFPLOT\SOTG106.PRF

FIG. NO.		PNT NO.	NORTHING	EASTING	AZIMUTH OR DELTA	RADIUS (FT)	LENGTH (FT)
17 CONT.	CC	292	1855651.93	6269486.00	3 ° 8 '54 "	411.00	22.58
		293	1855833.42	6269854.76			
	CC	294	1855820.18	6269827.84	18 ° 1 '44 "	30.00	9.44
		295	1855824.44	6269857.53			
					171 °49 '26 "		46.32
		296	1855778.59	6269864.12			
	CC	297	1855782.15	6269888.87	33 ° 0 '25 "	25.00	14.40
		298	1855765.69	6269870.05			
	CC	299	1855749.23	6269851.24	30 ° 5 '49 "	25.00	13.13
		300	1855754.03	6269875.77			
					168 °54 '48 "		40.00
		301	1855714.78	6269883.46			
	CC	302	1855709.97	6269858.93	31 °56 '59 "	25.00	13.94
		303	1855701.07	6269882.29			
	CC	304	1855692.16	6269905.65	33 °39 '37 "	25.00	14.69
		305	1855686.63	6269881.27			
					167 °12 ' 9 "		75.18
		306	1855613.31	6269897.93			
	CC	307	1855611.09	6269888.17	42 °53 '37 "	10.00	7.49
		308	1855605.28	6269886.03			
	CC	309	1855596.05	6269914.13	114 °14 '27 "	20.00	39.88
		310	1855576.16	6269912.09			
	CC	311	1855586.10	6269913.11	105 °50 '46 "	10.00	18.47
		312	1855587.84	6269922.96			
18		313	1855824.38	6269395.21			
					350 °56 '19 "		35.00
		314	1855858.95	6269389.69			
	CC	315	1855858.55	6269387.22	179 °59 '58 "	2.50	7.85
		316	1855850.16	6269384.76			
					170 °56 '19 "		35.00
		317	1855823.60	6269390.27			
	CC	318	1855823.99	6269392.74	180 ° 0 ' 2 "	2.50	7.85
		319	1855824.38	6269395.21			
19		320	1855762.17	6269405.13			
					350 °56 '19 "		35.00
		321	1855796.73	6269399.62			
	CC	322	1855796.34	6269397.15	179 °59 '59 "	2.50	7.85
		323	1855795.94	6269394.68			
					170 °56 '19 "		35.00
		324	1855761.38	6269400.19			
	CC	325	1855761.78	6269402.66	179 °59 '59 "	2.50	7.85
		326	1855762.17	6269405.13			
20		327	1855699.96	6269415.05			
					350 °56 '19 "		35.00
		328	1855734.52	6269409.54			
	CC	329	1855734.12	6269407.07	179 °59 '60 "	2.50	7.85
		330	1855733.73	6269404.60			
					170 °56 '19 "		35.00
		331	1855699.17	6269410.11			
	CC	332	1855699.56	6269412.58	179 °59 '57 "	2.50	7.85
		333	1855699.96	6269415.05			
21		334	1855637.74	6269424.97			
					350 °56 '18 "		35.00
		335	1855672.30	6269419.46			
	CC	336	1855671.91	6269416.99	179 °59 '59 "	2.50	7.85
		337	1855671.52	6269414.52			
					170 °56 '19 "		35.00
		338	1855636.95	6269420.03			
	CC	339	1855637.35	6269422.50	179 °59 '57 "	2.50	7.85
		340	1855637.74	6269424.97			
22		341	1855575.53	6269434.89			
					350 °56 '20 "		35.00
		342	1855610.09	6269429.38			
	CC	343	1855609.70	6269426.91	180 ° 0 ' 5 "	2.50	7.85
		344	1855609.30	6269424.44			
					170 °56 '18 "		35.00
		345	1855574.74	6269429.96			
	CC	346	1855575.13	6269432.43	179 °59 '59 "	2.50	7.85
		347	1855575.53	6269434.89			
23		447	1855552.22	6269472.75			
					216 °00 '00 "		48.66
		348	1855512.85	6269444.15			
	CC	349	1855514.32	6269442.12	134 °56 '18 "	2.50	5.89
		350	1855513.92	6269439.66			
					350 °56 '19 "		31.37
		351	1855542.43	6269435.11			
	CC	352	1855543.69	6269443.01	90 ° 00 ' 00"	8.00	12.57
		353	1855551.59	6269441.75			
					80 °56 '19 "		31.45
		354	1855556.15	6269470.34			
	CC	446	1855553.69	6269470.73	135 ° 03 '42 "	2.50	5.89
		447	1855552.22	6269472.75			
24		355	1855443.82	6269483.86			
					265 °56 '42 "		29.24
		356	1855443.28	6269469.26			
	CC	357	1855467.88	6269620.74	85 °33 '29 "	20.00	29.86
		358	1855442.79	6269469.29			
					351 °30 '11 "		26.24
		359	1855471.10	6269446.58			
	CC	360	1855471.47	6269449.05	134 °29 '48 "	2.50	5.87
		361	1855473.49	6269450.52			
					125 °59 '59 "		42.80
		362	1855448.33	6269485.15			
	CC	363	1855446.31	6269483.68	139 °56 '43 "	2.50	6.11
		355	1855443.82	6269483.86			

FIG. NO.		PNT NO.	NORTHING	EASTING	AZIMUTH OR DELTA	RADIUS (FT)	LENGTH (FT)
24 CONT.		363	1855462.11	6269450.76			
					260 °56 '17 "		6.37
		364	1855388.64	6269464.45			
					356 °19 '46 "		28.96
25		365	1855417.54	6269462.60			
	CC	366	1855417.15	6269456.61	84 °12 '46 "	6.00	8.82
		367	1855423.15	6269456.83			
	CC	368	1855420.15	6269456.72	100 °36 '51 "	3.00	5.27
		369	1855419.71	6269453.75			
					171 °30 '11 "		32.06
		370	1855388.00	6269458.49			
	CC	371	1855388.44	6269461.46	175 °10 '23 "	3.00	9.17
		372	1855388.64	6269464.45			
26		373	1855334.78	6269476.03			
					356 °42 '41 "		21.99
		374	1855356.73	6269474.77			
	CC	375	1855356.42	6269469.28	185 °12 '31 "	5.50	17.78
		376	1855355.60	6269463.84			
					171 °30 '13 "		21.99
		377	1855333.86	6269467.09			
	CC	378	1855334.52	6269471.54	174 °47 '30 "	4.50	13.73
		379	1855334.78	6269476.03			
27		380	1855277.20	6269483.63			
					356 °10 '43 "		24.50
		381	1855301.64	6269481.99			
	CC	382	1855301.30	6269477.00	184 °40 '29 "	5.00	16.12
		383	1855300.57	6269472.06			
					171 °30 '11 "		24.50
		384	1855276.34	6269475.68			
	CC	385	1855276.93	6269479.63	175 °19 '31 "	4.00	12.24
		386	1855277.20	6269483.63			
28		387	1855212.64	6269491.26			
					354 °58 '20 "		33.02
		388	1855245.54	6269488.36			
	CC	389	1855245.19	6269484.38	183 °28 '11 "	4.00	12.81
		390	1855244.59	6269480.42			
					171 °30 '11 "		33.02
		391	1855211.93	6269485.30			
	CC	392	1855212.38	6269488.27	176 °31 '56 "	3.00	9.24
		393	1855212.64	6269491.26			
29		394	1855841.85	6269495.20			
					350 °56 '19 "		32.00
		395	1855873.45	6269490.16			
	CC	396	1855872.82	6269486.21	179 °59 '59 "	4.00	12.57
		397	1855872.19	6269482.26			
					170 °56 '19 "		32.00
		398	1855840.59	6269487.30			
	CC	399	1855841.22	6269491.25	179 °59 '60 "	4.00	12.57
		400	1855841.85	6269495.20			
30		401	1855781.87	6269507.93			
					342 °11 '42 "		32.70
		402	1855813.00	6269497.93			
	CC	403	1855812.24	6269495.55	171 °15 '25 "	2.50	7.47
		404	1855811.84	6269493.08			
					170 °56 '20 "		32.70
		405	1855779.55	6269498.23			
	CC	406	1855780.34	6269503.17	188 °44 '39 "	5.00	16.47
		407	1855781.87	6269507.93			
31		408	1855723.56	6269526.66			
					342 °11 '42 "		26.16
		409	1855748.47	6269518.66			
	CC	410	1855747.24	6269514.85	171 °15 '22 "	4.00	11.96
		411	1855746.61	6269510.90			
					170 °56 '17 "		26.16
		412	1855720.78	6269515.02			
	CC	413	1855721.72	6269520.94	188 °44 '35 "	6.00	19.77
		414	1855723.56	6269526.66			
32		415	1855662.15	6269546.38			
					342 °11 '43 "		26.16
		416	1855687.06	6269538.38			
	CC	417	1855685.69	6269534.09	171 °15 '23 "	4.50	13.45
		418	1855684.98	6269529.65			
					170 °56 '18 "		26.16
		419	1855659.14	6269533.77			
	CC	420	1855660.17	6269540.19	188 °44 '36 "	6.50	21.41
		421	1855662.15	6269546.38			
33		422	1855602.02	6269565.69			
					342 °11 '42 "		26.16
		423	1855626.93	6269557.69			
	CC	424	1855625.40	6269552.93	171 °15 '21 "	5.00	14.95
		425	1855624.61	6269547.99			
					170 °56 '19 "		26.16
		426	1855598.78	6269552.11			
	CC	427	1855599.98	6269559.02	188 °44 '40 "	7.00	23.06
		428	1855602.02	6269565.69			

FIG. NO.		PNT NO.	NORTHING	EASTING	AZIMUTH OR DELTA	RADIUS (FT)	LENGTH (FT)
		429	1855532.27	6269579.61			
					261 °02'58 "		33.78
		430	1855527.01	6269546.24			
34 CONT.	CC	431	1855529.48	6269545.85	134 °56'54 "	2.50	5.88
		432	1855530.95	6269543.83			
					36 °00'00 "		47.79
		433	1855569.62	6269571.92			
	CC	434	1855568.15	6269573.94	126 °11 '41 "	2.50	5.51
		435	1855568.91	6269576.32			
					162 °11'41 "		28.98
		436	1855541.32	6269585.18			
	CC	437	1855539.18	6269578.52	98 °51 '23 "	7.00	12.08
		429	1855532.27	6269579.61			
35		438	1855469.94	6269609.74			
	CC	439	1855468.84	6269607.49	152 °14 '12 "	2.50	6.64
		440	1855466.82	6269606.03			
					306 °00 '00 "		50.24
		441	1855496.34	6269565.38			
	CC	442	1855498.37	6269566.85	135 °02 '58 "	2.50	5.89
		443	1855500.84	6269566.46			
					81 °02 '58 "		21.20
		444	1855504.14	6269587.40			
	CC	445	1855497.22	6269588.49	72 °42 '51 "	7.00	8.88
		448	1855500.32	6269594.77			
					153 °45 '49 "		33.86
		438	1855469.94	6269609.74			
37		450	1855415.40	6269636.63			
					333 °45 '30 "		15.80
		451	1855429.57	6269629.64			
	CC	452	1855428.25	6269626.95	157 °48 '43 "	3.00	8.26
		453	1855428.03	6269623.96			
					175 °56 '43 "		13.50
		454	1855414.57	6269624.91			
					85 °56 '43 "		11.75
		455	1855415.40	6269636.63			
38		456	1855402.44	6269641.38			
					343 °45 '17 "		8.47
		457	1855410.57	6269639.01			
					333 °45 '32 "		3.76
		458	1855413.94	6269637.35			
					265 °56 '45 "		3.71
		459	1855413.68	6269633.64			
					175 °56 '44 "		12.50
		460	1855401.21	6269634.53			
	CC	461	1855401.46	6269638.02	192 °11 '31 "	3.50	11.74
		462	1855402.44	6269641.38			
39		463	1855349.81	6269656.71			
					343 °45 '16 "		23.50
		464	1855372.38	6269650.14			
	CC	465	1855371.54	6269647.26	167 °51 '25 "	3.00	8.79
		466	1855371.32	6269644.27			
					175 °53 '57 "		23.50
		467	1855347.88	6269645.95			
	CC	468	1855348.28	6269651.43	192 ° 8 '44 "	5.50	18.44
		469	1855349.81	6269656.71			
40		470	1855290.47	6269674.00			
					343 °45 '15 "		28.00
		471	1855317.35	6269666.17			
	CC	472	1855316.51	6269663.29	167 °46 ' 3 "	3.00	8.78
		473	1855316.30	6269660.30			
					175 °59 '10 "		28.00
		474	1855288.38	6269662.26			
	CC	475	1855288.80	6269668.24	192 °13 '56 "	6.00	20.13
		476	1855290.47	6269674.00			
42		477	1855149.32	6269645.19			
					265 °56 '43 "		33.98
		478	1855146.91	6269611.30			
	CC	479	1855143.92	6269611.51	192 °11 '28 "	3.00	10.06
		480	1855141.04	6269612.35			
					73 °45 '15 "		17.00
		481	1855145.80	6269628.67			
					163 °45 '14 "		9.15
		482	1855137.01	6269631.23			
					73 °45 '12 "		16.00
		483	1855141.49	6269646.59			
	CC	484	1855145.33	6269645.47	167 °48 '29 "	4.00	11.72
		485	1855149.32	6269645.19			
		486	1855052.59	6269674.06			
					253 °45 '15 "		35.00
		487	1855042.80	6269640.45			
	CC	488	1855040.40	6269641.15	179 °59 '58 "	2.50	7.85
		489	1855038.00	6269641.85			
					73 °45 '15 "		35.00
		490	1855047.79	6269675.45			

AS BUILT
Contract No. LRT-552
Date 12-9-96

ISSUED FOR CONSTRUCTION
DATE: JAN 03 1995
BY:

NO.	DATE	REVISIONS	BY	CHK	APRV
2	12-95	REVISED DWY. PER CCO *	RMS		
1	8-95	REVISED DWY. PER CCO *	RMS		
	4-95	CONFORMED			

DE LEUW CATHER

DESIGNED BY H.R. SAMII	DATE 12/9/94
DRAWN BY H.R. SAMII	12/9/94
CHECKED BY	
MTDB PRJ.ENG. D. RAGLAND	

MTDB
Metropolitan Transit Development Board
1255 Imperial Avenue, Suite 1000, San Diego, CA. 92101-7490

LIGHT RAIL GUIDEWAY PROJECT
San Diego

OLD TOWN TRANSIT CENTER
GRADING PLANS
ALIGNMENT DATA
SHEET 3 OF 4

SCALE	N/A
MTDB CONTRACT NO.	LRT 552
DRAWING NO.	G107
SHEET NO.	21

FOR REDUCED PLANS
ORIGINAL SCALE IS IN INCHES 0 1 2 3

/usr2/or4/552/sig4g106.dgn
12-DEC-1994 11:27

FIG. No.		PNT No.	NORTHING	EASTING	AZIMUTH OR DELTA	RADIUS (FT)	LENGTH (FT)
42 CONT.	CC	491	1855050.19	6269674.76	179 °59 '59 "	2.50	7.85
		492	1855052.59	6269674.06			
43	43	493	1855152.16	6269692.43			
					265 °56 '43 "		15.10
		494	1855151.10	6269677.37			
	CC	495	1855147.60	6269677.62	192 °11 '23 "	3.50	11.74
		496	1855144.24	6269678.60			
					73 °45 '19 "		15.50
		497	1855148.58	6269693.48			
					343 °45 '18 "		3.73
		498	1855152.16	6269692.43			
44		499	1855153.28	6269708.23			
					265 °56 '43 "		14.30
		500	1855152.27	6269693.96			
					163 °45 '19 "		9.23
		501	1855143.41	6269696.55			
					163 °45 ' 7 "		1.50
		502	1855141.97	6269696.97			
					163 °45 '16 "		6.13
		503	1855136.08	6269698.68			
					73 °45 '15 "		12.50
		504	1855139.58	6269710.68			
	CC	505	1855146.30	6269708.72	167 °48 '32 "	7.00	20.50
		506	1855153.28	6269708.23			
45		507	1855166.46	6269772.64			
					253 °45 '18 "		14.50
		508	1855162.41	6269758.71			
					163 °45 '15 "		8.00
		509	1855154.73	6269760.95			
					73 °45 '19 "		14.50
		510	1855158.78	6269774.87			
	CC	511	1855162.62	6269773.75	180 ° 0 ' 3 "	4.00	12.57
		512	1855166.46	6269772.64			
46		513	1855135.74	6269781.59			
					253 °45 '17 "		32.00
		514	1855126.79	6269750.87			
	CC	515	1855122.95	6269751.98	179 °59 '57 "	4.00	12.57
		516	1855119.11	6269753.10			
					73 °45 '16 "		32.00
		517	1855128.06	6269783.83			
	CC	518	1855131.90	6269782.71	179 °59 '56 "	4.00	12.57
		519	1855135.74	6269781.59			
47		520	1854948.47	6269837.72			
					253 °45 '15 "		35.00
		521	1854938.68	6269804.12			
	CC	522	1854936.27	6269804.82	179 °59 '60 "	2.50	7.85
		523	1854933.87	6269805.52			
					73 °45 '15 "		35.00
		524	1854943.67	6269839.12			
	CC	525	1854946.07	6269838.42	179 °59 '58 "	2.50	7.85
		526	1854948.47	6269837.72			
		527	1855576.07	6269829.53			
49		528	1855564.10	6269471.57			
					350 °56 '23 "		350.57
		529	1855910.29	6269416.37			
50		530	1855819.89	6269495.36			
					259 °34 '40 "		63.79
		531	1855808.35	6269432.62			
51		532	1854953.46	6269885.22			
					73 °45 '16 "		20.00
		533	1854959.06	6269904.42			
	CC	534	1854939.85	6269910.02	88 °24 ' 4 "	20.00	30.86
		535	1854945.98	6269929.05			
					162 ° 9 '20 "		61.75
		536	1854887.20	6269947.98			
					252 ° 9 '21 "		16.00
		537	1854882.30	6269932.75			
					342 ° 9 '20 "		61.75
		538	1854941.08	6269913.82			
	CC	539	1854939.85	6269910.02	88 °23 '60 "	4.00	6.17
		540	1854943.69	6269908.90			
					253 °45 '16 "		20.00
		541	1854938.10	6269889.70			
52		542	1855377.67	6269735.37			
					237 °22 '42 "		21.87
		543	1855365.87	6269716.94			
	CC	544	1855374.30	6269711.55	106 °22 '33 "	10.00	18.57
		545	1855371.50	6269701.95			
					343 °45 '15 "		43.50
		546	1855413.26	6269689.78			
					73 °45 '16 "		6.29
		547	1855415.02	6269695.82			
53		548	1855439.39	6269681.42			
					341 °39 '19 "		10.93
		549	1855449.76	6269677.98			

FIG. No.		PNT No.	NORTHING	EASTING	AZIMUTH OR DELTA	RADIUS (FT)	LENGTH (FT)
53 CONT.	CC	550	1855456.05	6269696.97	60 °58 '45 "	20.00	21.29
		551	1855469.60	6269682.25			
					42 °38 ' 5 "		15.17
		552	1855480.76	6269692.53			
					116 °39 '38 "		6.28
		553	1855477.94	6269698.14			
					161 °38 '46 "		2.17
		554	1855475.88	6269698.82			
54		555	1855478.09	6269705.46			
					341 °39 '20 "		13.17
		556	1855490.58	6269701.32			
	CC	557	1855527.93	6269653.72	47 °37 '26 "	60.50	50.29
		558	1855537.92	6269713.39			
					350 °29 '30 "		18.91
		559	1855556.57	6269710.27			
					72 °11 '39 "		2.50
		560	1855557.33	6269712.65			
					342 °11 '42 "		10.00
		561	1855566.85	6269709.59			
					252 °11 '41 "		11.15
		562	1855563.44	6269698.98			
55		563	1855865.57	6269598.74			
					72 °11 '42 "		29.25
		564	1855874.51	6269626.59			
					341 °57 ' 2 "		13.09
		565	1855886.95	6269622.54			
					251 °57 ' 2 "		14.99
		566	1855882.31	6269608.28			
					342 °11 '42 "		37.24
		567	1855917.77	6269596.89			
	CC	568	1855913.18	6269582.61	79 °30 '26 "	15.00	20.82
		569	1855928.06	6269580.70			
					262 °41 '12 "		43.94
		570	1855922.47	6269537.12			
	CC	571	1855932.39	6269535.84	89 °59 '59 "	10.00	15.71
		572	1855931.11	6269525.92			
56		573	1855960.97	6269692.74			
					161 °46 '22 "		34.54
		574	1855928.16	6269703.54			
					71 °46 '18 "		5.34
		575	1855929.83	6269708.62			
	CC	576	1855944.08	6269703.93	94 °50 ' 3 "	15.00	24.83
		577	1855949.95	6269717.73			
					336 °56 '15 "		12.96
		578	1855961.87	6269712.65			
	CC	579	1855959.13	6269706.21	91 °29 '28 "	7.00	11.18
		580	1855965.50	6269703.30			
					246 °47 '26 "		11.49
		581	1855960.97	6269692.74			
57		582	1855941.62	6269787.36			
	CC	583	1855952.87	6269777.44	83 °56 ' 8 "	15.00	21.97
		584	1855941.82	6269767.30			
					318 °58 '24 "		29.75
		585	1855964.26	6269747.77			
	CC	586	1855974.11	6269759.09	73 °28 '36 "	15.00	19.24
		587	1855982.16	6269746.43			
58		588	1855821.91	6269771.12			
	CC	589	1855819.39	6269763.53	180 ° 0 ' 1 "	8.00	25.13
		590	1855816.87	6269755.93			
					161 °39 '21 "		7.00
		591	1855810.23	6269758.14			
	CC	592	1855812.74	6269765.73	180 ° 0 ' 1 "	8.00	25.13
		593	1855815.26	6269773.32			
					341 °39 '20 "		7.00
		594	1855821.91	6269771.12			
59		595	1855780.32	6269784.02			
	CC	596	1855781.47	6269776.10	206 °36 ' 6 "	8.00	28.85
		597	1855778.95	6269768.51			
					161 °39 '21 "		12.69
		598	1855766.91	6269772.50			
	CC	599	1855768.48	6269777.25	153 °23 '55 "	5.00	13.39
		600	1855767.76	6269782.20			
					8 °15 '28 "		12.69
		601	1855780.32	6269784.02			
60		602	1855736.59	6269787.26			
	CC	603	1855734.58	6269782.96	173 °17 '16 "	4.75	14.37
		604	1855733.08	6269778.45			
					161 °39 '22 "		24.20
		605	1855710.11	6269786.06			
	CC	606	1855711.53	6269790.34	171 °46 '53 "	4.50	13.49
		607	1855712.52	6269794.77			
					349 °52 '33 "		12.19
		608	1855724.32	6269792.62			
	CC	609	1855722.56	6269782.78	14 °55 '45 "	10.00	2.61
		610	1855726.80	6269791.84			
					334 °56 '39 "		10.81
		611	1855736.59	6269787.26			
61		612	1855667.07	6269810.38			

FIG. No.		PNT No.	NORTHING	EASTING	AZIMUTH OR DELTA	RADIUS (FT)	LENGTH (FT)
61 CONT.	CC	613	1855663.63	6269806.75	154 °54 '19 "	5.00	13.52
		614	1855662.06	6269802.00			
					161 °39 '20 "		12.78
		615	1855649.93	6269806.02			
	CC	616	1855651.34	6269810.29	171 °40 '41 "	4.50	13.48
		617	1855652.13	6269814.72			
					349 °58 '38 "		11.42
		618	1855663.37	6269812.74			
	CC	619	1855662.50	6269807.81	33 °24 '52 "	5.00	2.92
		620	1855665.94	6269811.44			
					316 °33 '44 "		1.55
		621	1855667.07	6269810.38			
62		622	1855515.22	6269910.12			
					296 °29 ' 7 "		27.62
		623	1855527.53	6269885.40			
	CC	624	1855566.48	6269904.80	7 °41 '23 "	43.51	5.84
		625	1855530.48	6269880.36			
					304 °10 '31 "		31.06
		626	1855547.93	6269854.67			

AS BUILT
Contract No. LRT-552
Date 12-10-96

NO.	DATE	REVISIONS	BY	CHK	APRV
	4-95	CONFORMED			

DE LEUW CATHER

REGISTERED PROFESSIONAL ENGINEER — HARRY R. SAMII — NO. C 46175 EXP. 12-31-96 — CIVIL — STATE OF CALIFORNIA

DESIGNED BY H. R. SAMII	DATE 12/9/94
DRAWN BY H. R. SAMII	12/9/94
CHECKED BY	
MTDB PRJ.ENG. D. RAGLAND	

MTDB
Metropolitan Transit Development Board
1255 Imperial Avenue, Suite 1000, San Diego, CA. 92101-7490

LIGHT RAIL GUIDEWAY PROJECT
San Diego
OLD TOWN TRANSIT CENTER
GRADING PLANS
ALIGNMENT DATA
SHEET 4 OF 4

SCALE N/A
MTDB CONTRACT NO. LRT 552
DRAWING NO. G108 | SHEET NO. 22

FOR REDUCED PLANS ORIGINAL SCALE IS IN INCHES
MTB DOC NO. PWL355.6-22, WO 355-A6-75

LEGEND

FEATURE	SDSD	SYMBOL
EXISTING CONTOUR		30
EXISTING RAIL ALIGNMENT		
EXISTING STORM DRAIN LINE		SD
EXISTING WATER LATERAL		W
EXISTING WATER LINE		W
EXISTING SEWER LINE		SS
EXISTING GAS LINE		G
EXISTING TELEPHONE LINE		T
EXISTING OVERHEAD ELECTRIC		OE
EXISTING UNDERGROUND ELECTTIC		UE
CABLE TELEVISION		CATV
EXISTING GUY WIRE		GUY
EXISTING SEWER LATERAL		SS
EXISTING SEWER MANHOLE		MH
EXISTING UTILITY POLE		UP
EXISTING SIGNAL POLE (W/ DIRECTION OF WIRE)		SP
EXISTING GUY PCLE		GP
EXISTING STEEL CASING		
EXISTING CONCRETE CASING		
EXISTING FIRE HYDRANT		
EXISTING WATER VALVE		
PROPOSED FIRE HYDRANT (3-WAY)	W-11, W-10, SDW-100 SDW-114, M-19	
CONSTRUCT CATCH BASIN	D-8 TYPE G	
CONSTRUCT CURB INLET	D-2 TYPE B	
CONSTRUCT CURB INLET	D-2 TYPE B-2	
CONSTRUCT CURB INLET	D-1 TYPE A-2	

FEATURE	SDSD	SYMBOL
CONSTRUCT 4" PVC SEWER LATERAL TO REPLACE EXIST LATERAL	S-13, S-19 SDS-100	SS
CONSTRUCT NEW 4" PVC SEWER LATERAL		SS
CONSTRUCT STORM DRAIN CLEANOUT	D-9 TYPE A	
CONSTRUCT STORM DRAIN		SD
CONSTRUCT 12" & 16" PVC WATER LINE	W-17, W-18, W-20 W-21, W-25, SDW-100	W
CONSTRUCT 8" & 12" PVC SEWER LINE	S-4C, SDS-100 SDS-101	SS
CONSTRUCT SEWER MANHOLE (PVC LINED)	S-17, SDS-100, M-3	MH
CONSTRUCT 1" COPPER WATER SERVICE TO REPLACE EXIST WATER SERVICE	W-1, W-15A2, W-25 SDW-100, SDW-112	W
CONSTRUCT NEW 1" COPPER WATER SERVICE	W-1, W-15A W-25 SDW-100, SDW-112	W
CONSTRUCT NEW 2" PVC WATER SERVICE	W-2, W-15A2, W-25 SDW-100, SDW-113	2" W
CONSTRUCT 2" MANUAL AIR RELEASE	W-3, SDW-100	
CONSTRUCT 3" BLOW OFF ASSEMBLY	SDW-106	
UTILITIES TO BE ABANDONED		OR
EXISTING ABANDONED UTILITIES		OR
CONSTRUCT LUG CONNECTION	D-63	
CONSTRUCT PIPE COLLAR	D-62	

SPECIAL WATER & SEWER NOTES:

1. EACH LOT SHALL RECEIVE A 1" WATER SERVICE AND A 4" SEWER HOUSE CONNECTION, UNLESS OTHERWISE INDICATED ON THE PLANS OR SPECIAL SPECIFICATIONS. LOCATION TO BE DETERMINED IN THE FIELD BY THE ENGINEER OF WORK. THE "AS-BUILT" LOCATIONS SHALL BE SHOWN ON THESE PLANS AND THE SEWER LATERAL TABLE COMPLETED PRIOR TO ACCEPTANCE OF THE WATER AND SEWER FACILITIES.

2. LOCATE WATER SERVICE AND SEWER HOUSE CONNECTIONS OUT OF DRIVEWAYS. THE SEWER HOUSE CONNECTION SHALL BE A MINIMUM OF 5 FEET DISTANCE DOWNHILL FROM THE WATER SERVICE.

3. ALL CONNECTIONS TO EXISTING WATER MAINS ARE TO BE DONE BY THE CITY'S WATER UTILITIES DEPARTMENT FOR WHICH THE FOLLOWING FEES WILL BE CHARGED. IF THE CONNECTIONS ARE NOT READY TO BE MADE AND THE FEES PAID BEFORE DECEMBER 13, 1995 THE CITY RESERVES THE RIGHT TO ADJUST THE FEES ACCORDING TO THE FEE SCHEDULE IN EFFECT AT THE TIME THE CONNECTION IS MADE. IT IS THE RESPONSIBILITY OF THE CONTRACTOR TO EXPOSE THE EXISTING MAIN AT THE CONNECTION POINT AND TO INSTALL THE NEW MAIN AT THE ALIGNMENT AND GRADE WHICH WILL PERMIT THE CITY TO MAKE A "STRAIGHT-IN" CONNECTION WITHOUT USING MORE THAN 10 LINEAL FEET OF PIPE.

   ITEM #1: $ 2175.00 6" CAP-OFF FIRE HYDRANT LATERAL @ MAIN (DWG U-6)
   ITEM #2: $ 2175.00 6" CAP-OFF FIRE HYDRANT LATERAL @ MAIN (DWG U-6)
   ITEM #3: $ 2239.00 CUT AND PLUG EXIST 12" ACP INITIALLY AND LATER MAKE CONNECTION OF NEW MAIN WITH EXIST LINE (DWG U-5), SEE NOTE 3A
   ⚠ ITEM #4: $ 2239.00 CUT AND PLUG EXIST 16" CI INITIALLY AND LATER MAKE CONNECTION OF NEW MAIN WITH EXIST LINE (DWG U-6), SEE NOTE 3A, PLUS HIGHLINE
   ITEM #5: $ 240.00 6" WET TAP (LABOR ONLY) DWG U-6
   ITEM #6: $ 240.00 6" WET TAP (LABOR ONLY) DWG U-6
   ITEM #7: $ 2239.00 CUT AND PLUG EXIST 12" ACP INITIALLY AND LATER MAKE CONNECTION OF NEW MAIN WITH EXIST LINE (DWG U-5), SEE NOTE 3A
   ITEM #8: $ 2239.00 CUT AND PLUG EXIST 12" ACP INITIALLY AND LATER MAKE CONNECTION OF NEW MAIN WITH EXIST LINE (DWG U-5), SEE NOTE 3A
   ⚠ ITEM #9: $ 2239.00 CUT AND PLUG EXIST 16" CI INITIALLY AND LATER MAKE CONNECTION OF NEW MAIN WITH EXIST LINE (DWG U-6), SEE NOTE 3A, PLUS HIGHLINE
   ITEM #10: $ 13000.00 RELOCATE EXIST 4" UNDERGROUND COMPOUND METER

3A. CITY FORCES WILL BE RESPONSIBLE TO CUT AND PLUG, THEN AFTER TESTING OF NEW MAIN IS COMPLETED CITY FORCES WILL CONNECT THE MAIN.

4. ALL VALVES WILL BE FLANGED TO CROSSES AND TEES.

5. ALL DUCTILE AND GRAY CAST IRON FITTINGS, VALVES, AND APPURTENANCES DIRECTLY BURIED IN THE GROUND SHALL BE WRAPPED IN ACCORDANCE WITH AWWA C-217 PETROLATUM WAX TAPE COATING SYSTEM. POLYETHYLENE IS NOT ACCEPTABLE.

6. NEW PVC WATERLINES SHALL HAVE METALIC LOCATOR TAPE PER SDSD DWG W-25. AT VALVES THE LOCATOR TAPE SHALL RUN UP INTO THE VALVE WELL TO ALLOW ACCESS FOR CONNECTION TO THE TAPE.

⚠ 7. ALL NEW/PROPOSED SANITARY SEWER LINES SHALL BE TV'D

⚠ 8. CONTRACTOR TO MAINTAIN ACTIVE SANITARY SEWER SERVICES AND/OR THE SANITARY SEWER AT ALL TIMES.

AS BUILT
Contract No. LRT-552
Date 5-20-97

⚠ CONTINUATION OF NOTES FOR DWG U-6

14. ABANDON EXIST 16" CI WATER LINE. REMOVE SECTIONS OF EXIST LINE AS REQUIRED FOR CONSTRUCTION OF PROP 16"PVC WATERLINE.

15. CONTRACTOR TO INSTALL 24" BUTTERFLY VALVE W/ VALVE BOX AND COVER (2 PLACES) IN EXIST 24" STEEL WATER LINE. CITY FORCES TO SHUT OFF WATER PRIOR TO VALVING INSTALLATION. BUTTERFLY VALVES SHALL BE PER AWWA C-504 CLASS 150B, WITH FLANGED END, 2" OPERATER FOR BURIED SERVICE. VALVE TO BE FUSION BONDED EPOXY LINED AND COATED PER AWWA C550. ONLY BUTTERFLY VALVES ON THE CITY OF SAN DIEGO WUD DEPT. "APPROVED MATERIALS LIST" SHALL BE PROVIDED.

    EACH VALVE INSTALLATION SHALL INCLUDE 2-24" 150 LB. WELDING NECK FLANGE AND 2-24" INSULATING KITS. EACH WELDING NECK FLANGE SHALL BE COATED AND LINED AS REQUIRED BY THE CITY OF SAN DIEGO. THE EXIST 24" STEEL LINE SHALL BE CUT (SECTION REMOVED) AND 24" VALVE ASSEMBLY WELDED IN PLACE. THE COMPLETE VALVING INSTALLATION MUST MEET THE CITY OF SAN DIEGO APPROVAL INCLUDING ANY OTHER INSTALLATION REQUIREMENTS NOT SPECIFIED.

    PAYMENT: THE CONTRACT UNIT PRICE FOR EACH 24" BUTTERFLY VALVE SHALL INCLUDE FULL COMPENSATION FOR FURNISHING ALL LABOR, MATERIALS, EQUIPMENT, TOOLS, AND INCIDENTALS AND FOR DOING ALL THE WORK OF 24" BUTTERFLY VALVE COMPLETE AND INPLACE AS INDICATED.

16. A. 16" 45° BEND

    B. 16"x12" TEE (ALL FLANGED END)
    2-16" GATE VALVES W/BYPASS
    1-12" GATE VALVE

    C. 12"x12" TEE (ALL FLANGED END)
    1-12" GATE VALVE
    PROVIDE FLANGED x MECHANICAL JOINT ADAPTORS AS REQUIRED.

GENERAL NOTES:

1. CITY AS-BUILT DRAWINGS WERE USED WHERE POSSIBLE TO LOCATE EXISTING UTILITIES. SOME UTILITIES WERE LOCATED BY POT HOLING. THE CONTRACTOR SHOULD LOCATE THE CONNECTION POINTS AND ANY OTHER CRITICAL LOCATIONS PRIOR TO CONSTRUCTION. THE ENGINEER ASSUMES NO RESPONSIBILITY FOR HAVING COMPLETELY OR PRECISELY SHOWN SUCH EXISTING UTILITIES. THE CONTRACTOR SHALL CONTACT THE SEVERAL UTILITY COMPANIES AND AGENCIES BEFORE TRENCHING, AND SHALL COORDINATE HIS WORK WITH THEM.

2. CONTACT WATER UTILITIES SYSTEMS HYDRAULIC CONTROL (TELEPHONE 527-742 THIRTY (30) DAYS PRIOR TO SHUTDOWN OF PIPELINES.

3. PROPOSED GRADES SHOWN ON THE PROFILE DRAWINGS ARE APPROXIMATE FINISH GRADES FOR TRACK WORK.

4. BEARINGS AND DISTANCES GIVEN IN SEWER LINE DATA TABLES ARE FROM CENTER OF MANHOLE TO CENTER OF MANHOLE. BEARINGS AND DISTANCES FOR STORM DRAIN DATA ARE FROM CENTER OF PIPE AT INSIDE FACE OF STRUCTURE.

5. THESE PLANS, DRAWINGS U-3 & U-4 ARE FOR THE DISPOSITION, RELOCATION, ABANDONMENT, AND CONSTRUCTION OF WATER, SEWER, AND STORM DRAIN FACILITIES ONLY. THE DISPOSITION, RELOCATION, ABANDONMENT, AND CONSTRUCTION OF OTHER FACILITIES SUCH AS ELECTRIC, GAS, TELEPHONE, CABLE, ETC., ARE NOT NECESSARILY SHOWN ON THESE DRAWINGS. THE CONTRACTOR SHALL BE RESPONSIBLE FOR COORDINATING OTHER UTILITY WORK WITH THE WORK SHOWN ON THESE DRAWINGS.

6. TRENCH RESURFACING SHALL CONFORM TO SDSD , SDG 107, & SDG 108. ALSO SEE SPECIFICATIONS.

LOCATION MAP

SEE DWG K-3, SHT 3

WATER MAIN RETIREMENT TABLE FOR DWG U-6

SIZE	TYPE	LENGTH	YEAR INSTALLED	LOCATION
12"	ACP	140'	1970 13474-6-D	SAN DIEGO AVE
16"	CI	460'	1967 LINED 16" LINE 12449-2-D	TAYLOR

⚠

CITY OF SAN DIEGO, CALIFORNIA
ENGINEERING DEPT.
SHEET 1 OF 25 SHEETS
Carl Chy Rec. 2/6/97
DATE

DESCRIPTION	BY	APPROVED	FILMED
C Revised	FRASER		
AS-BUILT	M.H.	MAC	

CONSTRUCTION RECORD
CONTRACTOR HERLOCK DATE STARTED 2-16-94
INSPECTOR MARTIN HALL DATE COMPLETED 6-28-96
CONNECTIONS BY CITY

W.O. 920707
U.W.O.
FOR CITY ENGINEER
DESIGN ENGINEER
CONTROL CERTIFICATION
LAMBERT COORDINATES
26877-15-D

NO.	DATE	REVISIONS	BY	CHK	APRV
⚠ 4	4-96	C.C.O.#4, TAYLOR WATERLINE NOTES & FEES ADDED			

FRASER ENGINEERING, INC.
2191 EL CAMINO REAL, OCEANSIDE CALIFORNIA (619) 722-3495

REGISTERED PROFESSIONAL ENGINEER WILLIAM T. FRASER No. 27616 EXPIRES 3-31-98 CIVIL STATE OF CALIFORNIA

DESIGNED BY M.A.	03/23/95
DRAWN BY M.S.B.	03/23/95
CHECKED BY D.A.W.	03/23/95
MTDB PRJ. ENG.	

MTDB
Metropolitan Transit Development Board
1255 Imperial Avenue, Suite 1000, San Diego, CA. 92101-7490 (619)231-1466

LIGHT RAIL GUIDEWAY PROJECT
San Diego
OLD TOWN TRANSIT CENTER
UTILITY PLANS
LEGEND AND NOTES

SCALE NONE
MTDB CONTRACT NO. LRT 552
DRAWING NO. U-1 SHEET NO. 23

F:\FRASER\PROJECTS\468\0120\DWGS\U1-NEW PLOT 1=40
Mar 23, 1995 - 14:15:28

89

MTS DOC NO. PWL365.6-22, WOA355-A5-75

PLAN DRAWING NO.	PIPE DESIGNATION	PROFILE NO./DWG.	DESCRIPTION
			SEWER
U-5, U-6	① ② ③ ④ ⑤ ⑪	S-1/SS-1	REMOVE AND REPLACE 8" SEWER IN CONGRESS STREET, RECONNECT ALL LATERALS TO NEW 8" PVC. CONSTRUCT 12" PVC SEWER IN NEW CONGRESS STREET.
U-5	⑦	S-2/SS-1	REMOVE AND REPLACE 8" SEWER IN SMITH STREET, RECONNECT ALL LATERALS TO NEW 8" PVC.
U-5	⑧ ⑨ ⑩	S-3/SS-1	REMOVE AND REPLACE 8" SEWER IN WALLACE STREET, RECONNECT LATERALS OF EXIST. 6" AND 8" SEWER TO NEW 8" PVC.
U-5	⑥	S-4/SS-1	CONSTRUCT SAN DIEGO TO CONGRESS SEWER.
U-6	⑫	S-5/SS-2	CONSTRUCT 8" SEWER IN TAYLOR ST.
			TOTAL
			WATER
U-5	⑩a ⑩b ⑩c ⑩d ⑩e	W-1/W-2 W-1A/W-2	CONSTRUCT 12" WATER LINE IN CONGRESS ST CONSTRUCT 12" WATER LINE IN WALLACE
U-5, U-6	② ③ ⑤ ⑦ ⑧ ④ ⑥	W-2/W-1 W-2A/W-1	CONST. 12" WATER LINE IN CONGRESS ST CONST. 12" WATER LINE IN SAN DIEGO AVENUE
U-5	—	—	CONST. FIRE HYDRANT ASSEMBLY 9+83 CONGRESS ST
U-6	—	—	CONST. FIRE HYDRANT ASSEMBLY 18+04 CONGRESS ST 13+27 TAYLOR ST JUAN ST
U-6	⑨ ⑩ ⑪ ⑫ ⑬ ⑭ ⑮	W-4, W-5, W6/W-1 W-3/W-1	CONSTRUCT 16" PVC AND 12" PVC WATERLINE IN TAYLOR CONSTRUCT 42" SPLIT STEEL CASING ON EXIST 24" WATER AND INSTALL 24" BUTTERFLY VALVES
			TOTAL
			STORM DRAIN
U-6	INLET	SD-1/D-1	13+14 TAYLOR STREET
U-6	INLET, EXIST CLEANOUTS	SD-2/D-1	14+38 TAYLOR STREET, MODIFY/RECONSTRUCT EXIST CLEANOUT AT 14+80 AND 15+52 TAYLOR STREET
U-6, D-3	①	SD-3/D-1	TAYLOR STREET & JUAN
U-6	②	SD-4/D-1	TAYLOR STREET & PACIFIC HWY.
U-6	③	SD-5/D-2	10+90 TAYLOR STREET 60' LT
U-6	④	SD-6/D-2	10+80 TAYLOR STREET 80' LT
U-6	⑤ ⑥ ⑦	SD-7/D-2	10+80 TAYLOR STREET 120' LT
			TOTAL

DESCRIPTION	8" PVC	12" PVC	S-17 MH	LATERALS ALL SIZES	24" STL CASING	JACKED 24" STL CASING		
SEWER								
REMOVE AND REPLACE 8" SEWER IN CONGRESS STREET, RECONNECT ALL LATERALS TO NEW 8" PVC. CONSTRUCT 12" PVC SEWER IN NEW CONGRESS STREET.	84'	796'	6					
REMOVE AND REPLACE 8" SEWER IN SMITH STREET, RECONNECT ALL LATERALS TO NEW 8" PVC.	167'		1	50				
REMOVE AND REPLACE 8" SEWER IN WALLACE STREET, RECONNECT LATERALS OF EXIST. 6" AND 8" SEWER TO NEW 8" PVC.	185'		2	60				
CONSTRUCT SAN DIEGO TO CONGRESS SEWER.	28'		1	360				
CONSTRUCT 8" SEWER IN TAYLOR ST.	149'				51'	60'		
TOTAL	613'	799'	10	470'	51'	60'		

DESCRIPTION	30" STL CASING OPEN CUT	30" STL CASING JACKED	16" GV W/BYPASS	24" BUTTERFLY VALVE	8" GATE VALVE	16" PVC (235 PSI)	8" PVC	16"x6" TS&V	8"x6" TS&V	3 OUTLET FIRE HYDRANT	12" PVC	12" GATE VALVE	COMPLETE WATER SERVICES 2" OR LESS	42" SPLIT STL CASING	3" BO PER SDW-106
WATER															
CONSTRUCT 12" WATER LINE IN CONGRESS ST CONSTRUCT 12" WATER LINE IN WALLACE											310'	2			1
CONST. 12" WATER LINE IN CONGRESS ST CONST. 12" WATER LINE IN SAN DIEGO AVENUE											250'	3	4		1
CONST. FIRE HYDRANT ASSEMBLY 9+83 CONGRESS ST										1					
CONST. FIRE HYDRANT ASSEMBLY 18+04 CONGRESS ST 13+27 TAYLOR ST JUAN ST				PURCHASED BUT NOT INSTALLED				0 1		1 1					
CONSTRUCT 16" PVC AND 12" PVC WATERLINE IN TAYLOR CONSTRUCT 42" SPLIT STEEL CASING ON EXIST 24" WATER AND INSTALL 24" BUTTERFLY VALVES	65'	66'	3	2	1	487'	20'		1	1	60'	1	1	56'	1
TOTAL	65'	66'	3	2	1	487'	20'	1	1	4	620'	6	5	56'	3

DESCRIPTION	18"RCP D-2000	48"RCP D-3000	24"RCP D-2000	24"RCP D-3000	* TYPE "A" C.O. CU.Y. CONC	TYPE "B" INLET CU.Y. CONC	TYPE "C" INLET CU.Y. CONC	TYPE "G" C.B. CU.Y. CONC	MISC. IRON & STEEL LBS.	MODIFY EXIST CLEANOUT	MODIFY EXIST INLET	* JUNCTION STRUCTURE CU.Y. CONC
STORM DRAIN												
13+14 TAYLOR STREET					4.00				330			
14+38 TAYLOR STREET, MODIFY/RECONSTRUCT EXIST CLEANOUT AT 14+80 AND 15+52 TAYLOR STREET					4.00				990	2	1	
TAYLOR STREET & JUAN	12'				4.45				330		2	
TAYLOR STREET & PACIFIC HWY.	80'				3.60				330			
10+90 TAYLOR STREET 60' LT		66.5'							785			11.5 12.5
10+80 TAYLOR STREET 80' LT				56'								
10+80 TAYLOR STREET 120' LT				73'	2.70				785			12.5
TOTAL	92'	66.5'		129'	18.70				3550	2	3	11.5

* FINAL PAY ITEM
MINOR CONCRETE
(MINOR STRUCTURES)

AS BUILT
Contract No. LRT-552
Date 4-4-97

CITY OF SAN DIEGO, CALIFORNIA
ENGINEERING DEPT.
SHEET 76 OF 126 SHEETS
Calvin Chy R.C.E. 45551
DATE
FOR CITY ENGINEER

DESCRIPTION	BY	APPROVED	FILMED
ORIGINAL	FRASER		
AS-BUILT	M.H.		

CONSTRUCTION RECORD
CONTRACTOR HERZOG DATE STARTED 2-16-96
INSPECTOR MARTIN HALL DATE COMPLETED 6-28-96
CONNECTIONS BY CITY

W.O. 920707
U.W.O.
DESIGN ENGINEER
CONTROL CERTIFICATION
LAMBERT COORDINATES
26877-16-D

NO.	DATE	REVISIONS	BY	CHK
1	4-95	C.C.O. # 1 ADD/REVISE QUANTITIES		

FRASER ENGINEERING, INC.
2191 EL CAMINO REAL, OCEANSIDE CALIFORNIA (619) 722-3495

REGISTERED PROFESSIONAL ENGINEER No. 21816 EXPIRES 3-31-98 CIVIL STATE OF CALIFORNIA

		DATE
DESIGNED BY	M.A.	03/23/95
DRAWN BY	M.S.B.	03/23/95
CHECKED BY	D.W.	03/23/95
MTDB PRJ. ENG.		

MTDB
Metropolitan Transit Development Board
1255 Imperial Avenue, Suite 1000, San Diego, CA. 92101-7490 (619)231-1466

LIGHT RAIL GUIDEWAY PROJECT
San Diego
OLD TOWN TRANSIT CENTER
UTILITY PLANS
QUANTITIES, SHT 1 OF 2

SCALE
MTDB CONTRACT NO. LRT 552
DRAWING NO. U-2 SHEET NO. 24

FRASER\PROJECTS \468\DWG\552U2.DWG PLOT 1=40
Jun. 07, 1995 - 11:18:10

MTS DOC NO. PWL355.0-22, WOA355-AS-75

/usr2/cat/552/cat03.dgn
30-MAR-1995 11:23

SUMMARY OF QUANTITIES

DRAINAGE SYSTEM NUMBER	DRAINAGE UNIT	MINOR CONCRETE (MINOR STRUCTURES) CY	3" P.V.C. PIPE (SCHEDULE 40) LF	4" P.V.C. PIPE (PERFORATED) LF	6" D.I.P. LF	8" P.V.C. LF	18" R.C.P. D2000 LF	18" R.C.P. D3000 LF	24" R.C.P. D2000 LF	24" R.C.P. D3000 LF	36" R.C.P. D2000 LF	PRECAST TRENCH DRAINS LF	BROW DITCH TYPE "B" PER RSD# D-75 LF	CLEAR AND GRUB LS	MISC. IRON AND STEEL LBS	DESCRIPTION
2	g		6.0												130	MODIFY EXIST. CLEANOUT TO TYPE B-1 CI. Y=4', L=7'
	h								64.90							
	i	6.0													130	TYPE B-1 CI. Y=5', L=7'
	j						17.38									
	k	3.2													420	TYPE G-2 CB
	l						130	* PERFORMED AT FORCE ACCOUNT NOT PART OF TKTA								RESET EXISTING TO LOWER I.E.
3	a										115.00					
	b	6.0													130	TYPE B-2 CI. Y=4', L=11'
	c						32.92									
	d	3.0													130	TYPE B-1 CI. Y=4', L=5'
	e						48.24									
	f	2.7													130	TYPE B CI. Y=4', L=5'
4	a										42.22					
	b	6.0													130	TYPE B-2 CI. Y=4', L=14'
	c								15.00							
	d	3.2													420	TYPE G-2 CB
5	a	6.0							379.70							A-5 C.O. SOUTH END OF LINE 5A
	b	2.9													330	CO TYPE "A-4"
	c						90.34		80.34							
	d	2.7													130	TYPE B CI. Y=4', L=5'
	e							88.66								
	f	2.8													130	TYPE F CB
6	a															8 LUG CONNECTIONS | LS
	b				210											18' LENGTHS
	c											160				4" WIDE HEAVY DUTY
7																
	e											48				28'-4" WIDE LIGHT DUTY 20'-8" WIDE LIGHT DUTY
	g											20				20'-8" WIDE LIGHT DUTY
	h			140												
	i															CO w/o C.I.CAP & COLLAR PER RSD D-34
	j			210												
	k															CO w/o C.I.CAP & COLLAR PER RSD D-34
8	a							27.52								
	b	0.9 2.0														WING TYPE HEADWALL PER RSD D-6A F'BOX

DRAINAGE SYSTEM NUMBER	DRAINAGE UNIT	MINOR CONCRETE (MINOR STRUCTURES) CY	3" P.V.C. PIPE (SCHEDULE 40) LF	4" P.V.C. PIPE (PERFORATED) LF	6" D.I.P. LF	8" P.V.C. LF	18" R.C.P. D2000 LF	18" R.C.P. D3000 LF	24" R.C.P. D2000 LF	24" R.C.P. D3000 LF	36" R.C.P. D2000 LF	PRECAST TRENCH DRAINS LF	BROW DITCH TYPE "B" PER RSD# D-75 LF	CLEAR AND GRUB LS	MISC. IRON AND STEEL LBS	DESCRIPTION
10	b								125.68							
	c	3.3													210	TYPE I CB
	d						172.41									
	e	3.0													420	TYPE G-2 CB
	f						219.10									
	g	2.9													330	CO TYPE "A-4"
11	a						180.17									
	b	2.7													130	TYPE B CI. Y=4', L=5'
12							66.0 21460									EXIST A-4 CO. ADJUST INTO 78" RCP
	d															
	e	2.7													130	TYPE B CI. Y=4', L=5'
	f						42.66									
	g	2.7													130	TYPE B CI. Y=4', L=5' G-4, C.O.
13	a						136.75									
14	a		20													S/W UD PER RSD D-27/W
	b	1.0														CURB OUTLET PER RSD D-25
	c	1.0														CURB OUTLET PER RSD D-25
	d		60													S/W UD PER RSD D-27/W
20	a	0.9														CONC SLAB OVER EXIST CB
	b													1		REMOVE EXIST CB
	c	0.9														CONC SLAB OVER EXIST CB
	d	0.9														CONC SLAB OVER EXIST CB
	e	0.9														CONC SLAB OVER EXIST CB
	f													1		REMOVE EXISTING CB
	g													1		REMOVE EXISTING CB
	h													1		REMOVE EXISTING CB
	i													1		REMOVE EXISTING CB
	j													1		REMOVE EXISTING CB
	k													1		ABANDON EXIST 72"RCP
	l													1		ABANDON EXIST 78"RCP
	m													1		ABANDON EXIST 24"RCP
	n													1		REMOVE EXISTING CB
	o	0.9														CONC SLAB OVER EXIST CB
		0.9													260	SEE DWGS. C1 & C2
TOTAL		60.4 76.3	80	350	210	0	871.23 1,000.00	116.18	575.42 585.28	0	157.22	228	260	-	3560	

* FINAL PAY ITEM

AS BUILT
Contract No. LRT-552
Date 4-4-97

CITY OF SAN DIEGO, CALIFORNIA
ENGINEERING DEPARTMENT
SHEET 17 OF 158 SHEETS
FOR CITY ENGINEER — DATE
W.O. NO. 920707

DESCRIPTION	BY	APPROVED	DATE	FILMED
ORIGINAL	PG LEUW			
AS-BUILT	M.H.			

CONTRACTOR HERZOG DATE STARTED 2-16-96
INSPECTOR MARTINHALL DATE COMPLETED 6-28-96

1854-6267 CONTROL POINT DESIGNATION
NAD 83 LAMBERT COORDINATES
214-1707
26877-17 -D DWG NO.

NO.	DATE	REVISIONS	BY	CHK	APRV
	4.95	CONFORMED			

DE LEUW CATHER

REGISTERED PROFESSIONAL ENGINEER — CIVIL — STATE OF CALIFORNIA — No. C 46773 EXP. 12-31-96

DESIGNED BY R.W.M.	DATE 9/13/94
DRAWN BY R.W.M.	9/13/94
CHECKED BY R.H.L.	11/28/94
MTDB PRJ.ENG. D. RAGLAND	

MTDB
Metropolitan Transit Development Board
1255 Imperial Avenue, Suite 1000, San Diego, CA. 92101-7490

LIGHT RAIL GUIDEWAY PROJECT
San Diego
OLD TOWN TRANSIT CENTER
UTILITY PLANS
QUANTITIES SHEET 2 OF 2

SCALE
MTDB CONTRACT NO. LRT 552
DRAWING NO. U3 SHEET NO. 25

FOR REDUCED PLANS ORIGINAL SCALE IS IN INCHES 0 1 2 3

DRAINAGE SYSTEM NUMBER	DRAINAGE UNIT	LOCATION OR BEARING
2	g	CONGRESS ST. STA 12+40.79 LT 20.25' SEE DWG. C1
	h	S 73°50'08" E
	i	CONGRESS ST. STA 11+95.00 RT 25.77' SEE DWG. C1
	j	S 72°12'46" E
	k	N 1855460.55 E 6270039.10 N 1855458.91 E 6270034.37
3	a	DELTA=13°10'40", R=500.00', CC @ N 1855824.61 E 6269429.94, CHORD BRG.=N 22°01'23"E
	b	CONGRESS ST. STA 14+48.95 LT 20.25' SEE DWG. C1
	c	N 47°12'02"W
	d	N 1855720.01 E 6269886.77 N 1855715.32 E 6269883.61
	e	S 69°20'05" W
	f	N 1855700.89 E 6269833.67 N 1855698.36 E 6269838.72
4	a	N 84°22'57" E
	b	CONGRESS ST. STA 14+48.99 RT 21.97' SEE DWG. C1
	c	S 47°11'06" E
	d	N 1855684.91 E 6269971.50 N 1855689.89 E 6269972.02
5	a	N 18°20'52" W
	b	N 1855909.15 E 6269687.04 N 1855914.19 E 6269689.60
	c	N 59°37'29"E
	d	CONGRESS ST. STA 17+73.00 LT 32.25' SEE DWG. C2
	e	S 87°19'48"E
	f	N 1855955.26 E 6269858.85 N 1855956.21 E 6269862.61
6	a	SPACING @ 75' ON CENTER PER DWG. U7
	b	SPACING @ 75' ON CENTER PER DWG. U7
	c	SPACING @ 75' ON CENTER PER DWG. U7
7	a	N 70°57'35" E
	b	N 1855542.27 E 6269838.51 N 1855537.18 E 6269836.04
	c	S 28°48'55"E
		N 1855527.13 E 6269843.82 PI
	d	S 13°47'56" E
	e	SEE DWGS. ST6, D5, & U7
	f	DELTA=24°24'57", R=100', CC @ N 1855444.93 E 6269643.22, CHORD BRG.=S 20°36'07"E
	g	SEE DWGS. ST6 & U-7
	h	SEE DWGS. D5 & U-7
	i	SEE DWGS. D5 & U-7
	j	SEE DWGS. D5 & U-7
	k	SEE DWGS. D5 & U-7
8	a	N 50°02'16" E
	b	N 1855179.38 E 6269933.04

DRAINAGE SYSTEM NUMBER	DRAINAGE UNIT	LOCATION OR BEARING
10	b	DELTA=22°30'10" , R=320', CC @ N 1855282.26 E 6269897.42, CHORD BRG.=S 37°31'04"W
	c	N 1855420.44 E 6269609.36 N 1855424.43 E 6269612.39
	d	S 15°55'55" E
	e	N 1855250.72 E 6269657.45 N1855255.66 E 6269660.20
	f	S 15°55'55" E
	g	N 1855036.18 E 6269718.71 N 1855041.14 E 6269721.43
11	a	S 70°03'56" W
	b	N 1855357.55 E 6269434.98 N 1855362.10 E 6269438.35
12	c	SEE DWG U-7, NOTE 4
	d	S 83°01'06" E
	e	N 1855787.41 E 6269589.39 N 1855792.44 E 6269591.97
	f	S 80°45'55" E
	g	N 1855781.78 E 6269635.31 N 1855786.82 E 6269637.89
13	a	N 36°26'13" W
14	a	SEE DWG U-7
	b	
	c	
	d	
20	a	
	b	
	c	
	d	
	e	
	f	
	g	
	h	
	i	
	j	
	k	
	l	
	m	
	n	
	o	SEE DWG U-7

AS BUILT
Contract No. LRT-552
Date 5-20-97

NOTE:

1. FOR PLAN SEE DWG. U7.
2. ALL COORDINATES ARE AT OPPOSING CORNERS OF THE INSIDE FACE OF STRUCTURES.
3. STATION AND OFFSETS ARE TO CENTERLINE OF STRUCTURES AT INSIDE FACE OF BOX.

CITY OF SAN DIEGO, CALIFORNIA
ENGINEERING DEPARTMENT
SHEET 18 OF 26 SHEETS
FOR CITY ENGINEER
W.O. NO 920707
DESCRIPTION | BY | APPROVED | DATE | FILMED
ORIGINAL | DESIGN
AS-BUILT | M.H.
1854-6267
CONTROL, CERTIFICATION
NAD 83
214-1707
LAMBERT COORDINATES
CONTRACTOR HERZOG DATE STARTED 2-16-94
INSPECTOR MARTIN HALL DATE COMPLETED 6-28-96
26877-18-D
DWG. NO.

NO.	DATE	REVISIONS	BY	CHK	APRV
	4-95	CONFORMED			

DE LEUW CATHER

REGISTERED PROFESSIONAL ENGINEER — HARRY R. HANN — CIVIL — STATE OF CALIFORNIA

DESIGNED BY R.W.M.	DATE 9/13/94
DRAWN BY R.W.M.	9/13/94
CHECKED BY R.H.L.	12/07/94
MTDB PRJ.ENG. D. RAGLAND	

MTDB
Metropolitan Transit Development Board
1255 Imperial Avenue, Suite 1000, San Diego, CA. 92101-7490

LIGHT RAIL GUIDEWAY PROJECT
San Diego
OLD TOWN TRANSIT CENTER
UTILITY PLANS
DRAINAGE ALIGNMENT DATA

SCALE
MTDB CONTRACT NO. LRT 552
DRAWING NO. U4 | SHEET NO. 26

FOR REDUCED PLANS
ORIGINAL SCALE IS IN INCHES
0 1 2 3

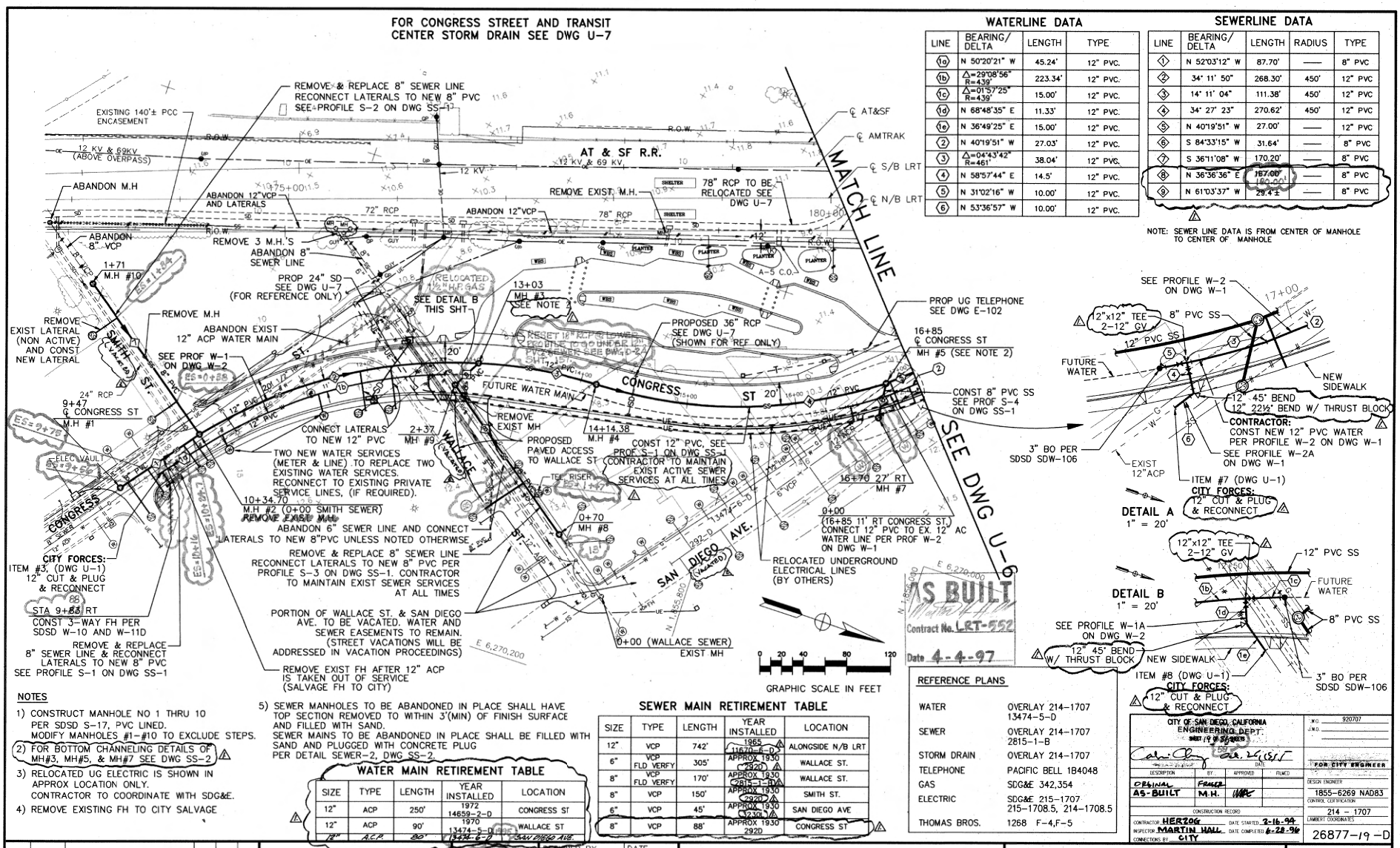

WATERLINE DATA			
LINE	BEARING/ DELTA	LENGTH	TYPE
1a	N 50°20'21" W	45.24'	12" PVC.
1b	Δ=29°08'56" R=439'	223.34'	12" PVC.
1c	Δ=01°57'25" R=439'	15.00'	12" PVC.
1d	N 68°48'35" E	11.33'	12" PVC.
1e	N 36°49'25" E	15.00'	12" PVC.
2	N 40°19'51" W	27.03'	12" PVC.
3	Δ=04°43'42" R=461'	38.04'	12" PVC.
4	N 58°57'44" E	14.5'	12" PVC.
5	N 31°02'16" W	10.00'	12" PVC.
6	N 53°36'57" W	10.00'	12" PVC.

SEWERLINE DATA				
LINE	BEARING/ DELTA	LENGTH	RADIUS	TYPE
1	N 52°03'12" W	87.70'	——	8" PVC
2	34° 11' 50"	268.30'	450'	12" PVC
3	14° 11' 04"	111.38'	450'	12" PVC
4	34° 27' 23"	270.62'	450'	12" PVC
5	N 40°19'51" W	27.00'	——	12" PVC
6	S 84°33'15" W	31.64'	——	8" PVC
7	S 36°11'08" W	170.20'	——	8" PVC
8	N 36°36'36" E	187.00'	——	8" PVC
9	N 61°03'37" W	29.4'±	——	8" PVC

NOTE: SEWER LINE DATA IS FROM CENTER OF MANHOLE TO CENTER OF MANHOLE

NOTES

1) CONSTRUCT MANHOLE NO 1 THRU 10 PER SDSD S-17, PVC LINED. MODIFY MANHOLES #1–#10 TO EXCLUDE STEPS.
2) FOR BOTTOM CHANNELING DETAILS OF MH#3, MH#5, & MH#7 SEE DWG SS-2
3) RELOCATED UG ELECTRIC IS SHOWN IN APPROX LOCATION ONLY. CONTRACTOR TO COORDINATE WITH SDG&E.
4) REMOVE EXISTING FH TO CITY SALVAGE
5) SEWER MANHOLES TO BE ABANDONED IN PLACE SHALL HAVE TOP SECTION REMOVED TO WITHIN 3'(MIN) OF FINISH SURFACE AND FILLED WITH SAND. SEWER MAINS TO BE ABANDONED IN PLACE SHALL BE FILLED WITH SAND AND PLUGGED WITH CONCRETE PLUG PER DETAIL SEWER-2, DWG SS-2.

WATER MAIN RETIREMENT TABLE				
SIZE	TYPE	LENGTH	YEAR INSTALLED	LOCATION
12"	ACP	250'	1972 14659-2-D	CONGRESS ST
12"	ACP	90'	1970 13474-5-D	WALLACE ST
12"	A.C.P.	20'	13474-6-D	SAN DIEGO AVE.

SEWER MAIN RETIREMENT TABLE				
SIZE	TYPE	LENGTH	YEAR INSTALLED	LOCATION
12"	VCP	742'	1965 11670-5-D	ALONGSIDE N/B LRT
6"	VCP FLD VERFY	305'	APPROX 1930 292D	WALLACE ST.
8"	VCP FLD VERFY	170'	APPROX 1930 2815-1-B	WALLACE ST.
8"	VCP	150'	APPROX 1930 292D	SMITH ST.
6"	VCP	45'	APPROX 1930 292D	SAN DIEGO AVE
8"	VCP	88'	APPROX 1930 292D	CONGRESS ST

REFERENCE PLANS	
WATER	OVERLAY 214–1707 13474–5–D
SEWER	OVERLAY 214–1707 2815–1–B
STORM DRAIN	OVERLAY 214–1707
TELEPHONE	PACIFIC BELL 1B4048
GAS	SDG&E 342,354
ELECTRIC	SDG&E 215–1707 215–1708.5, 214–1708.5
THOMAS BROS.	1268 F-4,F-5

CITY OF SAN DIEGO, CALIFORNIA ENGINEERING DEPT.
RECOMMENDED FOR APPROVAL
CITY ENGINEER
DATE
FOR CITY ENGINEER

DESCRIPTION	BY	APPROVED	FILMED
ORIGINAL	FRASER		
AS-BUILT	M.H.		

CONSTRUCTION RECORD
CONTRACTOR HERZOG DATE STARTED 2-16-94
INSPECTOR MARTIN HALL DATE COMPLETED 6-28-94
CONNECTIONS BY CITY

W.O. 920707
J.M.O.
DESIGN ENGINEER
1855–6269 NAD83
CONTROL CERTIFICATION
214 – 1707
LAMBERT COORDINATES
26877–19–D

NO.	DATE	REVISIONS	BY	CHK
3	8-95	C.C.O. # CLAR-5-68 VALVES ST-25375	RMB	
4	4-96	C.C.O. # 1, ADDED THRUST BLOCKS, DELETED M.H., ADD REMOVAL		

FRASER ENGINEERING, INC.
2191 EL CAMINO REAL, OCEANSIDE CALIFORNIA (619) 722-3495

REGISTERED PROFESSIONAL ENGINEER — No. 17616 — EXPIRES 3-31-98 — CIVIL — STATE OF CALIFORNIA

DESIGNED BY M.A.	DATE 03/23/95
DRAWN BY M.A.	03/23/95
CHECKED BY D.W	03/23/95
MTDB PRJ. ENG.	

MTDB
Metropolitan Transit Development Board
1255 Imperial Avenue, Suite 1000, San Diego, CA. 92101–7490 (619) 231–1466

LIGHT RAIL GUIDEWAY PROJECT
San Diego
OLD TOWN TRANSIT CENTER
UTILITY PLANS
LAYOUT SHT 1 OF 2

SCALE 1" = 40'
MTDB CONTRACT NO. LRT 552
DRAWING NO. U-5
SHEET NO. 27

FRASER\PROJECTS\468\05\DWGS\05NEW PLOT 1=40
Jun 23, 1995 – 14:56:46

MTS DOC NO. PWL355.0-22, WOA355-AS-75

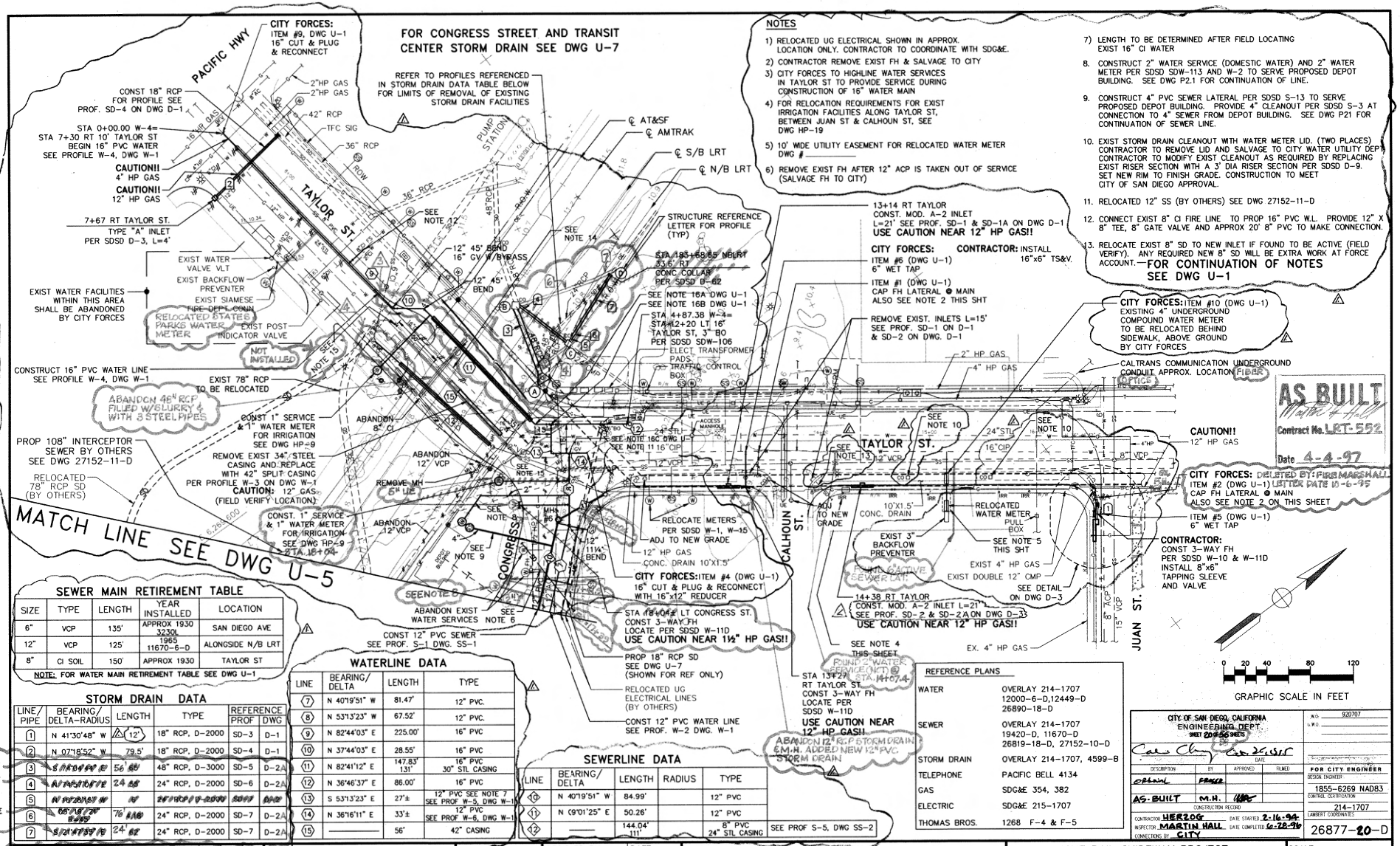

NOTES

1) RELOCATED UG ELECTRICAL SHOWN IN APPROX. LOCATION ONLY. CONTRACTOR TO COORDINATE WITH SDG&E.
2) CONTRACTOR REMOVE EXIST FH & SALVAGE TO CITY
3) CITY FORCES TO HIGHLINE WATER SERVICES IN TAYLOR ST TO PROVIDE SERVICE DURING CONSTRUCTION OF 16" WATER MAIN
4) FOR RELOCATION REQUIREMENTS FOR EXIST IRRIGATION FACILITIES ALONG TAYLOR ST, BETWEEN JUAN ST & CALHOUN ST, SEE DWG HP-19
5) 10' WIDE UTILITY EASEMENT FOR RELOCATED WATER METER DWG # _____
6) REMOVE EXIST FH AFTER 12" ACP IS TAKEN OUT OF SERVICE (SALVAGE FH TO CITY)
7) LENGTH TO BE DETERMINED AFTER FIELD LOCATING EXIST 16" CI WATER
8) CONSTRUCT 2" WATER SERVICE (DOMESTIC WATER) AND 2" WATER METER PER SDSD SDW-113 AND W-2 TO SERVE PROPOSED DEPOT BUILDING. SEE DWG P2.1 FOR CONTINUATION OF LINE.
9) CONSTRUCT 4" PVC SEWER LATERAL PER SDSD S-13 TO SERVE PROPOSED DEPOT BUILDING. PROVIDE 4" CLEANOUT PER SDSD S-3 AT CONNECTION TO 4" SEWER FROM DEPOT BUILDING. SEE DWG P21 FOR CONTINUATION OF SEWER LINE.
10) EXIST STORM DRAIN CLEANOUT WITH WATER METER LID. (TWO PLACES) CONTRACTOR TO REMOVE LID AND SALVAGE TO CITY WATER UTILITY DEPT. CONTRACTOR TO MODIFY EXIST CLEANOUT AS REQUIRED BY REPLACING EXIST RISER SECTION WITH A 3' DIA RISER SECTION PER SDSD D-9. SET NEW RIM TO FINISH GRADE. CONSTRUCTION TO MEET CITY OF SAN DIEGO APPROVAL.
11) RELOCATED 12" SS (BY OTHERS) SEE DWG 27152-11-D
12) CONNECT EXIST 8" CI FIRE LINE TO PROP 16" PVC W.L. PROVIDE 12" X 8" TEE, 8" GATE VALVE AND APPROX 20' 8" PVC TO MAKE CONNECTION.
13) RELOCATE EXIST 8" SD TO NEW INLET IF FOUND TO BE ACTIVE (FIELD VERIFY). ANY REQUIRED NEW 8" SD WILL BE EXTRA WORK AT FORCE ACCOUNT.

FOR CONTINUATION OF NOTES SEE DWG U-1

SEWER MAIN RETIREMENT TABLE

SIZE	TYPE	LENGTH	YEAR INSTALLED	LOCATION
6"	VCP	135'	APPROX 1930	SAN DIEGO AVE
12"	VCP	125'	3230, 1985 11670-6-D	ALONGSIDE N/B LRT
8"	CI SOIL	150'	APPROX 1930	TAYLOR ST

NOTE: FOR WATER MAIN RETIREMENT TABLE SEE DWG U-1

STORM DRAIN DATA

LINE/PIPE	BEARING/DELTA-RADIUS	LENGTH	TYPE	REFERENCE PROF	REFERENCE DWG
1	N 41°30'48" W	12'	18" RCP, D-2000	SD-3	D-1
2	N 07°18'52" W	79.5'	18" RCP, D-2000	SD-4	D-1
3	S 84°04'49" E	56' 66'	48" RCP, D-3000	SD-5	D-2A
4	N 74°25'07" W	24' 68'	24" RCP, D-2000	SD-6	D-2A
5	N 19°52'37" E R=39.5'	76' 116'	24" RCP, D-2000	SD-7	D-2A
6	66°18'23" R=39.5'	76' 116'	24" RCP, D-2000	SD-7	D-2A
7	S 24°47'59" W	24' 62'	24" RCP, D-2000	SD-7	D-2A

WATERLINE DATA

LINE	BEARING/DELTA	LENGTH	TYPE
7	N 40°19'51" W	81.47'	12" PVC.
8	N 53°13'23" W	67.52'	12" PVC.
9	N 82°44'03" E	225.00'	16" PVC
10	N 37°44'03" E	28.55'	16" PVC
11	N 82°41'12" E	147.83' 131'	16" PVC 30" STL CASING
12	N 36°46'37" E	86.00'	16" PVC
13	S 53°13'23" E	27'±	12" PVC SEE NOTE 7 SEE PROF W-5, DWG W-1
14	N 36°16'11" E	33'±	12" PVC SEE PROF W-6, DWG W-1
15	———	56'	42" CASING

SEWERLINE DATA

LINE	BEARING/DELTA	LENGTH	RADIUS	TYPE
10	N 40°19'51" W	84.99'		12" PVC
11	N 09°01'25" E	50.26'		12" PVC
12	———	144.04' 111'		8" PVC 24" STL CASING

SEE PROF S-5, DWG SS-2

REFERENCE PLANS

WATER	OVERLAY 214-1707 12000-6-D,12449-D 26890-18-D
SEWER	OVERLAY 214-1707 19420-D, 11670-D 26819-18-D, 27152-10-D
STORM DRAIN	OVERLAY 214-1707, 4599-B
TELEPHONE	PACIFIC BELL 4134
GAS	SDG&E 354, 382
ELECTRIC	SDG&E 215-1707
THOMAS BROS.	1268 F-4 & F-5

CITY OF SAN DIEGO, CALIFORNIA ENGINEERING DEPT. SHEET 20 OF 56 SHEETS
W.O. 920707
U.W.O.
FOR CITY ENGINEER
DESIGN ENGINEER
1855-6269 NAD83 CONTROL CERTIFICATION
214-1707 LAMBERT COORDINATES
26877-20-D

DESCRIPTION	BY	APPROVED	FILMED
AS-BUILT	M.H.		

CONSTRUCTION RECORD
CONTRACTOR HERZOG DATE STARTED 2-16-96
INSPECTOR MARTIN HALL DATE COMPLETED 6-28-96
CONNECTIONS BY CITY

NO.	DATE	REVISIONS	BY	CHK
3		DEMO EX. RCP PIPE CONFLICT W/INSTALLATION W/ITEM 12 PER CCO#7		
2		CONST. THRUST BLOCKS W-4, 16" PIPE PER CCO#5		
1	T-95	C.C.O.# NOTE CHANGE	PWL	
A	1-96	C.C.O.# 7 TAYLOR & CONGRESS WATERLINES, CONGRESS SEWER TAYLOR S.D.'s MINOR REVISIONS		

FRASER ENGINEERING, INC.
2191 EL CAMINO REAL, OCEANSIDE CALIFORNIA (619) 722-3495

REGISTERED PROFESSIONAL ENGINEER — No. 27616 — EXPIRES 3-31-98 — CIVIL — STATE OF CALIFORNIA

DESIGNED BY	M.A.	03/23/95
DRAWN BY	M.A.	03/23/95
CHECKED BY	D.W.	03/23/95
MTDB PRJ. ENG.		

MTDB
Metropolitan Transit Development Board
1255 Imperial Avenue, Suite 1000, San Diego, CA. 92101-7490 (619) 231-1466

LIGHT RAIL GUIDEWAY PROJECT
San Diego

OLD TOWN TRANSIT CENTER
UTILITY PLANS
LAYOUT SHT 2 OF 2

SCALE 1" = 40'
MTDB CONTRACT NO. LRT 552
DRAWING NO. U-6
SHEET NO. 28

FRASER\YPROJECTS\468\05\DWGS\U8NEW PLOT 1 = 40
Jan 23, 1995 - 15:00:15

MTS DOC NO. PWL355.0-22, WOA355-AE-75

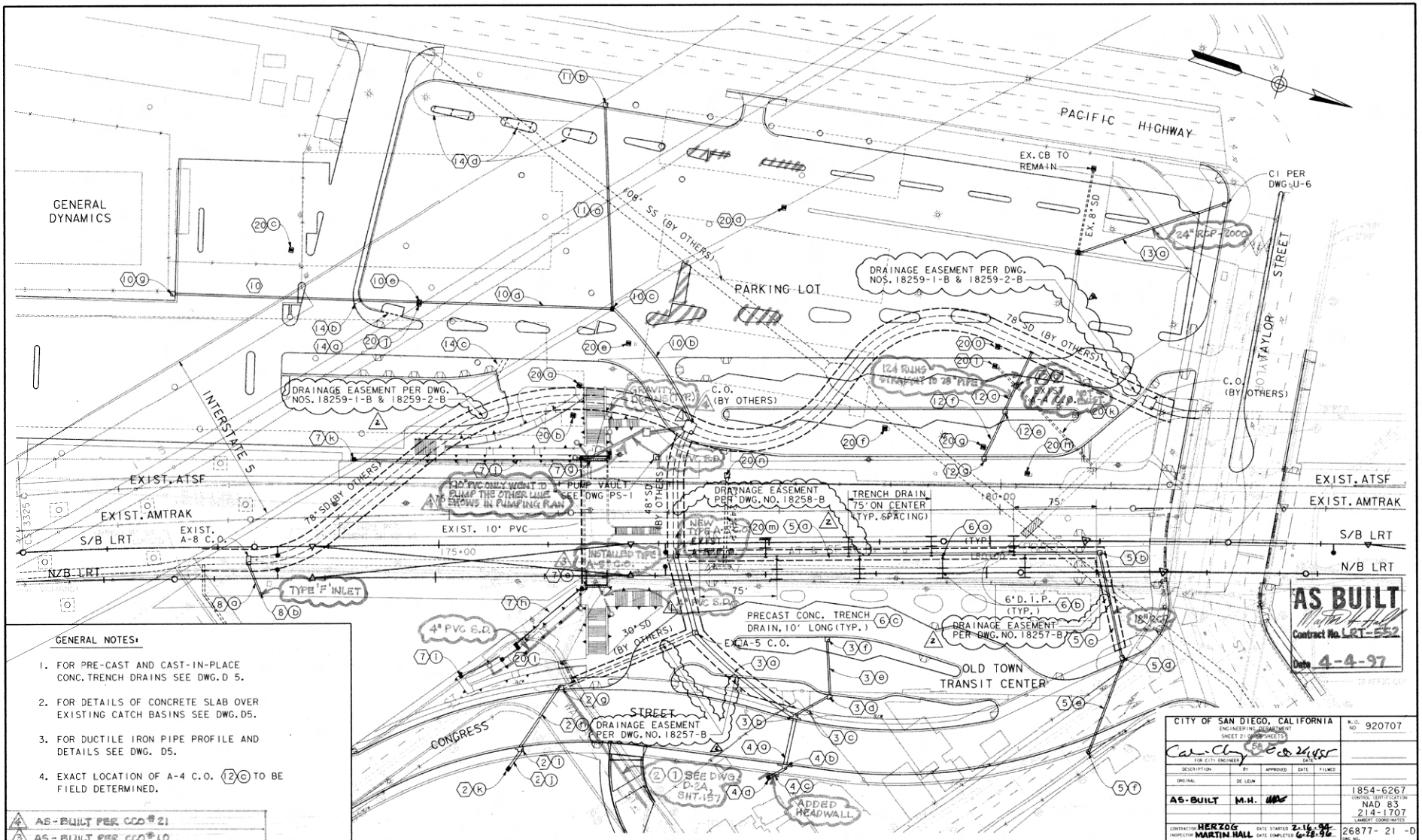

GENERAL NOTES:

1. FOR PRE-CAST AND CAST-IN-PLACE CONC. TRENCH DRAINS SEE DWG. D 5.
2. FOR DETAILS OF CONCRETE SLAB OVER EXISTING CATCH BASINS SEE DWG. D5.
3. FOR DUCTILE IRON PIPE PROFILE AND DETAILS SEE DWG. D5.
4. EXACT LOCATION OF A-4 C.O. (12c) TO BE FIELD DETERMINED.

4 AS-BUILT PER CCO # 21
3 AS-BUILT PER CCO # 10

NO.	DATE	REVISIONS	BY	CHK	APRV
2	8-95	ADDED EASEMENTS PER CCO #	RMS		
1	5/5/95	REVISED PASSAGEWAY DRAINAGE	HRS		
	4-95	CONFORMED			

DE LEUW CATHER

DESIGNED BY H.R.S.	DATE 8/25/94
DRAWN BY R.W.M.	8/25/94
CHECKED BY H.R.S.	10/21/94
MTDB PRJ.ENG. D. RAGLAND	

MTDB
Metropolitan Transit Development Board
1255 Imperial Avenue, Suite 1000, San Diego, CA. 92101-7490

LIGHT RAIL GUIDEWAY PROJECT
San Diego
OLD TOWN TRANSIT CENTER
UTILITY PLANS
DRAINAGE IMPROVEMENTS PLAN

CITY OF SAN DIEGO, CALIFORNIA
ENGINEERING DEPARTMENT
SHEET 21 OF 29 SHEETS
W.O. NO. 920707
FOR CITY ENGINEER — DATE 2/15/97

DESCRIPTION	BY	APPROVED	DATE	FILMED
ORIGINAL	DE LEUW			
AS-BUILT	M.H.			

1854-6267
CONTROL IDENTIFICATION
NAD 83
214-1707
LAMBERT COORDINATES

CONTRACTOR HERZOG — DATE STARTED 2-16-96
INSPECTOR MARTIN HALL — DATE COMPLETED 6-28-96
DWG. NO. 26877-21-D

SCALE 1" = 40'
MTDB CONTRACT NO. LRT 552
DRAWING NO. U 7
SHEET NO. 29

FOR REDUCED PLANS ORIGINAL SCALE IS IN INCHES 0 1 2 3

File:\prof1e\projects\552\ce\sdut7.dgn
Time: Fri Aug 18 13:14:27 1995
Pen Table: N:\plotpen\lpom_sfte.tbl
PRF File: N:\PRF\LOT\SDTU7.PRF

MTS DOC NO. PWL355.0-22, WOA355-AE-75

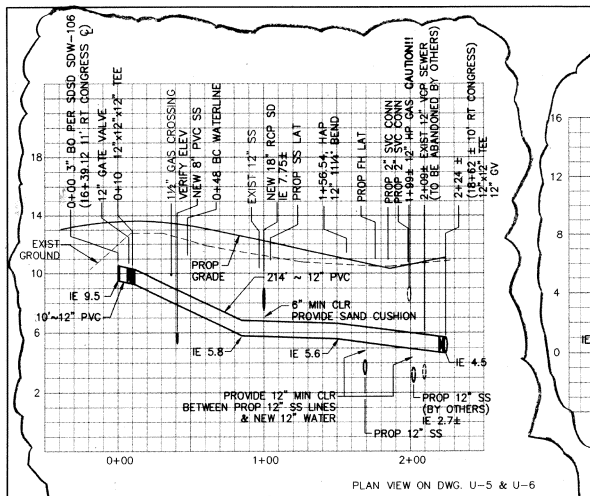

PLAN VIEW ON DWG. U-5 & U-6

W-2
12" WATER LINE ON CONGRESS
SCALE: HORIZ. 1" = 40'
VERT. 1" = 4'

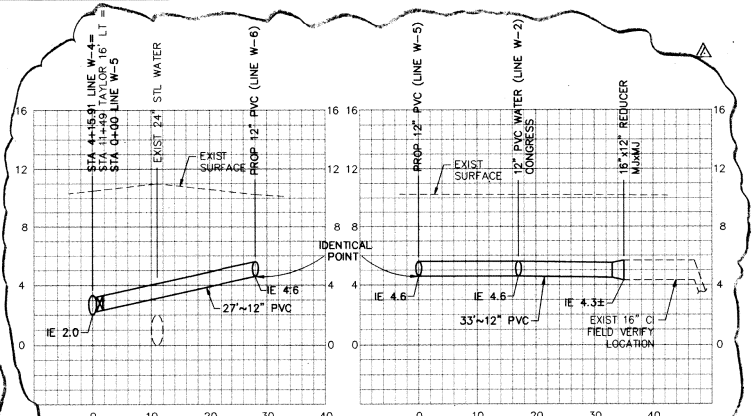

W-5
CONGRESS ST WATER
SCALE: HORIZ. 1" = 10'
VERT. 1" = 4'

W-6
TAYLOR ST WATER
SCALE: HORIZ. 1" = 10'
VERT. 1" = 4'

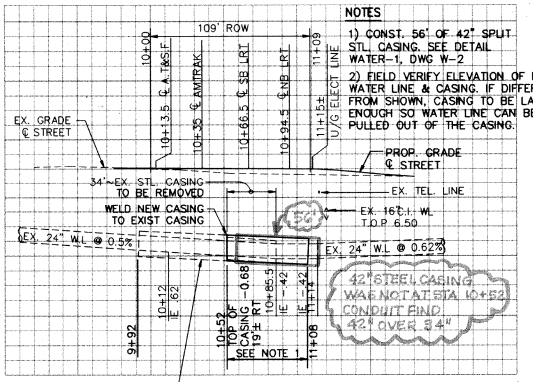

PLAN VIEW ON DWG U-6
REF. DWG.: 12000-6-D

W-3
24" PIPE @ TAYLOR ST.
SCALE: HORIZ. 1" = 40'
VERT. 1" = 8'

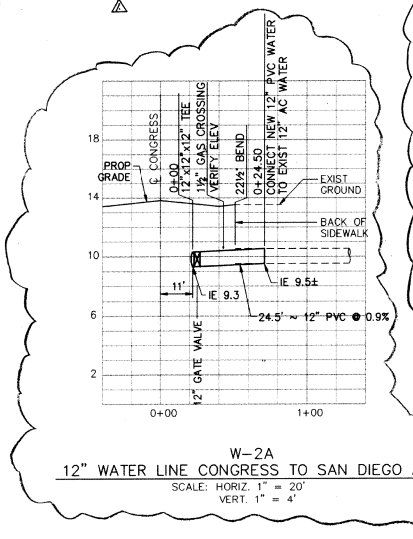

W-2A
12" WATER LINE CONGRESS TO SAN DIEGO AVE
SCALE: HORIZ. 1" = 20'
VERT. 1" = 4'

16" WATER LINE (LINE W-4) NOTES:

1. THE 16" PVC LINE SHALL BE AWWA C-905, 235 PSI.
2. THE 16" PVC LINE SHALL BE THRUST RESTRAINED UTILIZING CONCRETE THRUST BLOCKS/RESTRAINTS PER DETAIL ON DWG W-2. (NO SEPARATE PAY) THE 16" WATER LINE IN THE 30" STL CASING SHALL BE THRUST RESTRAINED WITH MECHANICAL RESTRAINING DEVICES PER SPECIAL PROVISION SECTION 10-7.19.
3. THE 16" PVC LINE INSTALLATION MUST MEET THE APPROVAL OF THE CITY OF SAN DIEGO INCLUDING ANY ADDITIONAL DESIGN/CONSTRUCTION REQUIREMENTS NOT INDICATED.
4. MAXIMUM ALLOWABLE DEFLECTION AT ANY JOINT SHALL BE 1.5 DEGREES.
5. UTILIZED A 16" DI SLEEVE (MJ X MJ), LONG LENGTH, W/RESTRAINED JOINTS TO MAKE VERTICAL DEFLECTION AT THIS LOCATION.
6. THE CITY SHALL HIGHLINE AS REQUIRED TO MAINTAIN WATER SERVICES ALONG TAYLOR. CONTRACTOR TO COORDINATE WORK WITH THE CITY OF SAN DIEGO AS REQUIRED.
7. CONTRACTOR TO COORDINATE CONSTRUCTION OF THE 16" WATER (VERTICAL ALIGNMENT) WITH THE PROP UE DUCT WORK THAT IS DONE BY OTHERS.
8. CONTRACTOR TO FIELD VERIFY LOCATION OF ALL EXISTING UTILITIES THAT CROSS THE PROPOSED 16" WATER LINE PRIOR TO CONSTRUCTION OF THE 16" WATER LINE.

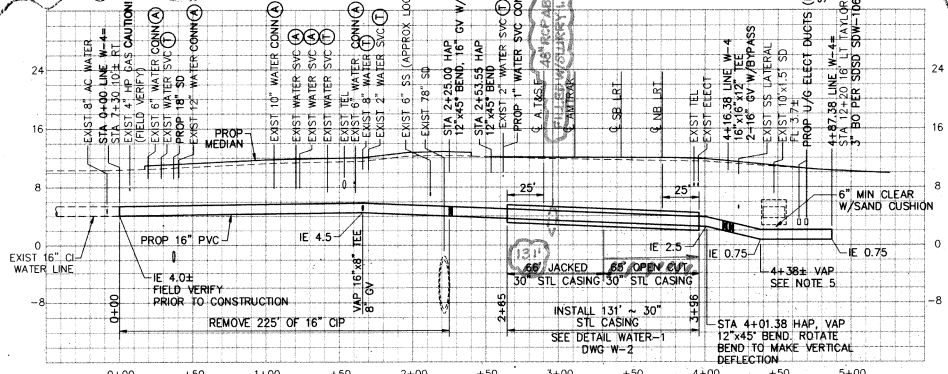

VAP = VERTICAL ANGLE POINT
HAP = HORIZONTAL ANGLE POINT
Ⓐ - ABANDON EXIST WATER SERVICE OR CONNECTION. DO NOT CONNECT TO NEW 16" PVC WATER LINE
Ⓣ - TRANSFER OR CONNECT EXIST WATER SERVICE TO NEW 16" PVC WATER LINE

W-4
16" PIPE @ TAYLOR ST.
SCALE: HORIZ. 1" = 40'
VERT. 1" = 8'

PLAN VIEW ON DWG U-6

AS BUILT
Martin Hall
Contract No. LRT-552
Date 4-4-97

CITY OF SAN DIEGO, CALIFORNIA
ENGINEERING DEPT.
SHEET 27 OF 30 SHEETS
W.O. 920707
U.W.O.
Carl Chy Feb 25 1997
DATE
FOR CITY ENGINEER

DESCRIPTION	BY	APPROVED	FILMED
ORIGINAL	FRASER		
AS-BUILT	M.H.	MPC	

CONSTRUCTION RECORD
CONTRACTOR HERZOG DATE STARTED 2-16-94
INSPECTOR MARTIN HALL DATE COMPLETED 6-25-96
CONNECTED BY CITY

DESIGN ENGINEER
1852 - 6267
CONTROL CERTIFICATION
NAD 83
CALIFORNIA COORDINATES
26877-22-D

NO.	DATE	REVISIONS	BY	CHK
1	4-95	C.C.O. # 2 MODIFY CONGRESS & TAYLOR ALIGN.		

FRASER ENGINEERING, INC.
2191 EL CAMINO REAL, OCEANSIDE CALIFORNIA (619) 722-3495

REGISTERED PROFESSIONAL ENGINEER
William T. Fraser
No. 27616
EXPIRES 3-31-98
CIVIL
REGISTERED IN THE STATE OF CALIFORNIA

	DATE
DESIGNED BY M.A.	03/23/95
DRAWN BY M.S.B.	03/23/95
CHECKED BY D.W.	03/23/95
MTDB PRJ. ENG.	

MTDB
Metropolitan Transit Development Board
1255 Imperial Avenue, Suite 1000, San Diego, CA. 92101-7490 (619) 231-1466

LIGHT RAIL GUIDEWAY PROJECT
San Diego
OLD TOWN TRANSIT CENTER
UTILITY PLANS
WATER PROFILES, SHT 1 OF 2

SCALE: AS SHOWN
MTDB CONTRACT NO. LRT 552
DRAWING NO. W-1
SHEET NO. 30

FRASER\PROJECTS-468\DS\DWGS\W1-NEW PLOT 1=40
Jan 07, 1995 - 10:05:14

MTS DOC NO. PWL355.0-22, WOA355-AB-75

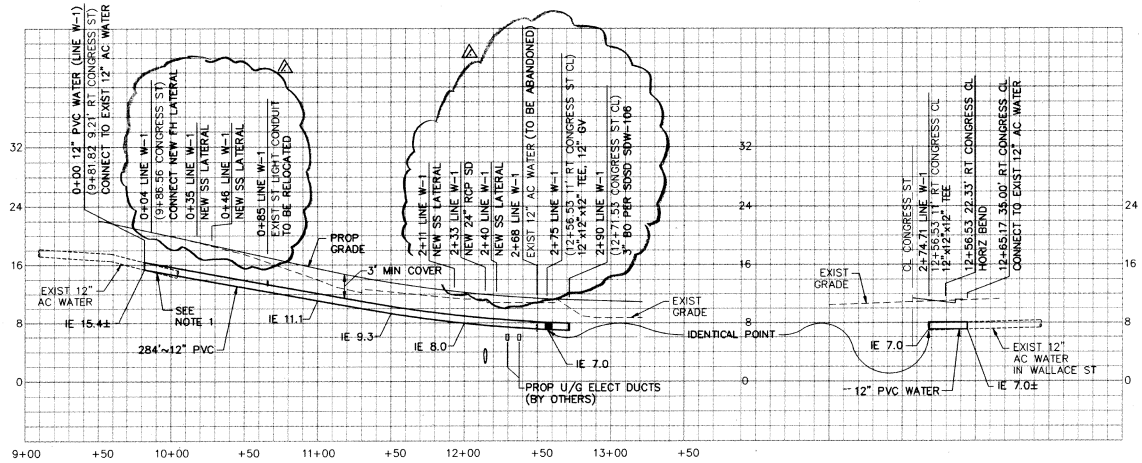

NOTE:
1) REMOVE THE PORTION OF PIPE WHICH FALLS IN THIS TRENCH

W-1
CONGRESS ST WATER
SCALE: HORIZ. 1" = 40'
VERT. 1" = 8'

PLAN VIEW ON DWG. U-5 & U-6
DWG. REF. 14659-2-D

W-1A
12" PVC/ACP TIE-IN
SCALE: HORIZ. 1" = 40'
VERT. 1" = 8'

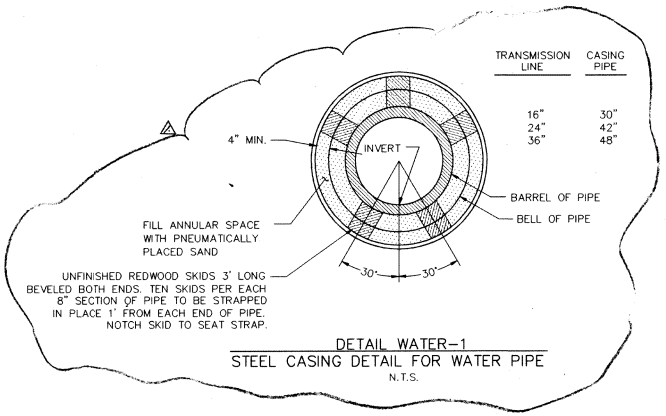

DETAIL WATER-1
STEEL CASING DETAIL FOR WATER PIPE
N.T.S.

NOTES

1. THRUST BLOCKS SHALL BE INSTALLED IN ACCORDANCE WITH SD W-17 EXCEPT ALL CONCRETE SHALL BE 560-C-3250 AND BEARING AREAS SHALL BE COMPUTED PER NOTE 9, AS SHOWN, IN PLACE OF SD W-18.
2. THRUST ANCHOR FOR REDUCERS (4" THROUGH 16" LINES) SHALL BE IN ACCORDANCE WITH SD W-22 UTILIZING 560-C-3250 CONCRETE AND BEARING AREAS REQUIRED COMPUTED PER NOTE 9.
3. CONCRETE ANCHOR BLOCKS FOR VERTICAL BENDS, USED ONLY WHEN APPROVED, SHALL BE PER PER SD W-20 UTILIZING 560-C-3250 CONCRETE. VOLUME OF CONCRETE SHALL BE BASED ON (1.5 x PIPE PRESSURE CLASS) PSI PRESSURE.
4. CONCRETE VALVE BLOCKING SHALL BE IN ACCORDANCE WITH SD W-19, TYPE A UTILIZING 560-C-3250 CONCRETE.
5. FITTINGS TO RECEIVE PETROLATUM WAX TAPE COATING SYSTEM SHALL BE WRAPPED PRIOR TO POURING THRUST BLOCK.
6. THRUST BLOCKS SHALL BE POURED SOLIDLY AGAINST FIRM UNDISTURBED SOIL.
7. CONCRETE SHALL NOT EXTEND BEYOND THE END OF PIPE FITTING WITHOUT APPROVAL OF MTDB'S REPRESENTATIVE.
8. PASSIVE SOIL PRESSURE

   THRUST BLOCK SIZES SHALL BE BASED ON A UNIT PASSIVE SOIL PRESSURE OF 300 POUNDS PER SQUARE FOOT (PSF) PER FOOT OF DEPTH WITH THE FIRST FOOT OF SOIL IGNORED. DEPTH SHALL BE MEASURED FROM TOP OF GRADE TO CENTER OF PIPE.

   THRUST BLOCKS SHALL BE POURED AGAINST FIRM UNDISTURBED SOIL.

   IF LOOSE OR PREVIOUSLY BACKFILLED SOILS ARE ENCOUNTERED THE CONTRACTOR SHALL NOTIFY MTDB'S REPRESENTATIVE.
9. CONCRETE THRUST BLOCK BEARING AREA CALCULATIONS FOR VARIOUS FITTINGS ARE CALCULATED AS FOLLOWS:

   WHERE: P = PRESSURE (1.5 x PIPE PRESSURE CLASS)
   FOR PRESSURE CLASS 150 PIPE: P = 225 PSI
   FOR PRESSURE CLASS 200 PIPE: P = 300 PSI
   A = PIPE AREA (SQ INCHES)
   T = THRUST (LBS)
   B = REQUIRED BEARING AREA (SQ FEET)

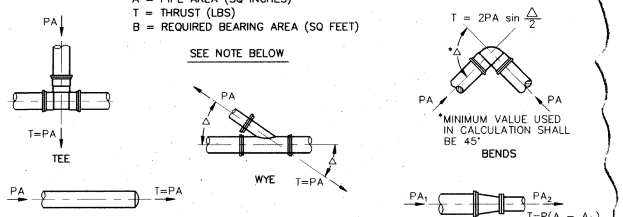

$$B = \frac{\text{THRUST (DETERMINED BY FORMULAS ABOVE)}}{\text{PASSIVE SOIL PRESSURE (DETERMINED FROM NOTE 8)}} = \text{REQUIRED BEARING AREA OF THRUST BLOCK IN SQ FEET}$$

CONCRETE THRUST
RESTRAINTS/BLOCKS DETAIL
NTS

NOTE:
THRUST BLOCK BEARING AREAS FOR THE 16" PVC WATER LINE SHALL BE BASED ON PRESSURE CLASS 200 PIPE. USE CLASS 150 FOR ALL OTHER LINES.

AS BUILT
Contract No. LRT-552
Date 4-5-97

CITY OF SAN DIEGO, CALIFORNIA
ENGINEERING DEPT.
SHEET 2 OF 26 SHEETS
W.O. 920707
U.W.O.
DESCRIPTION | BY | APPROVED | FILMED
PRELIM | FRASER
AS-BUILT | M.H. | MPC
CONSTRUCTION RECORD
CONTRACTOR HERZOG DATE STARTED 2-16-94
INSPECTOR MARTIN HALL DATE COMPLETED 6-28-96
CONNECTIONS BY CITY
FOR CITY ENGINEER
DESIGN ENGINEER
CONTROL CERTIFICATION
LAMBERT COORDINATES
26877-23-D

NO.	DATE	REVISIONS	BY	CHK
4	4-95	C.C.O.# , ADDED THRUST BLOCK NOTES & MODIFIED W-1 PROFILE		

FRASER ENGINEERING, INC.
2191 EL CAMINO REAL, OCEANSIDE CALIFORNIA (619) 722-3495

REGISTERED PROFESSIONAL ENGINEER — JOHN T. FRASER — No. 27616 — EXPIRES 3-31-98 — CIVIL — STATE OF CALIFORNIA

DESIGNED BY M.A.S	DATE 03/23/95
DRAWN BY M.A.S.	03/23/95
CHECKED BY D.R.W	03/23/95
MTDB PRJ. ENG.	

MTDB
Metropolitan Transit Development Board
1255 Imperial Avenue, Suite 1000, San Diego, CA. 92101-7490 (619)231-1466

LIGHT RAIL GUIDEWAY PROJECT
San Diego
OLD TOWN TRANSIT CENTER
UTILITY PLANS
WATER PROFILES, SHT 2 OF 2

SCALE AS NOTED
MTDB CONTRACT NO. LRT 552
DRAWING NO. W-2 | SHEET NO. 31

FRASER\PROJECTS\468\0120\DWGS\WC-NEW
Jun 23, 1995 - 15:05:21

97

MTS DOC NO. PWL355.0-22, WOA355-AE-75

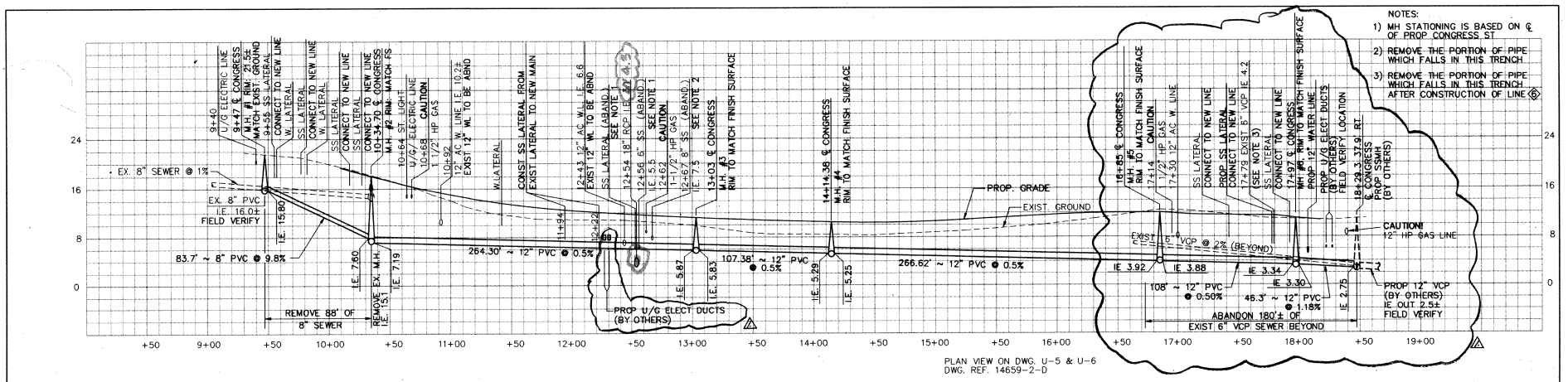

S-1
CONGRESS SEWER
SCALE: HORIZ. 1" = 40'
VERT. 1" = 8'

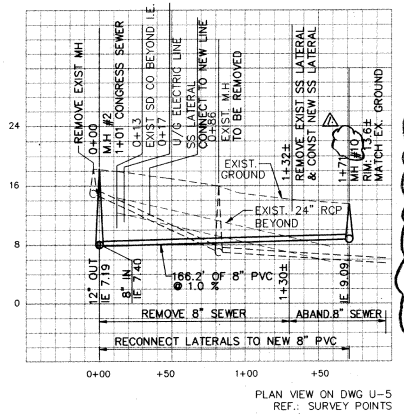

S-2
SMITH SEWER
SCALE: HORZ. 1" = 40'
VERT. 1" = 8'

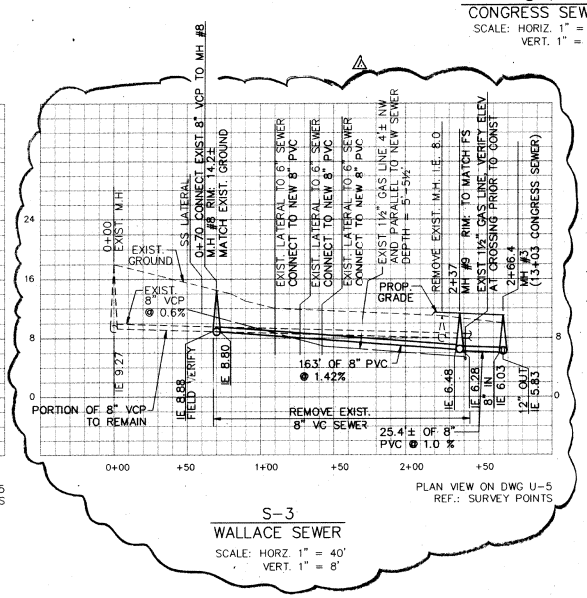

S-3
WALLACE SEWER
SCALE: HORZ. 1" = 40'
VERT. 1" = 8'

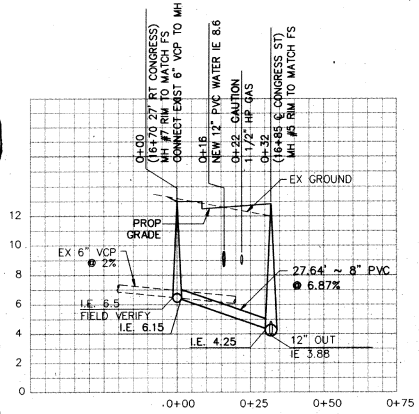

S-4
SAN DIEGO TO CONGRESS SEWER
SCALE: HORZ. 1" = 20'
VERT. 1" = 4'

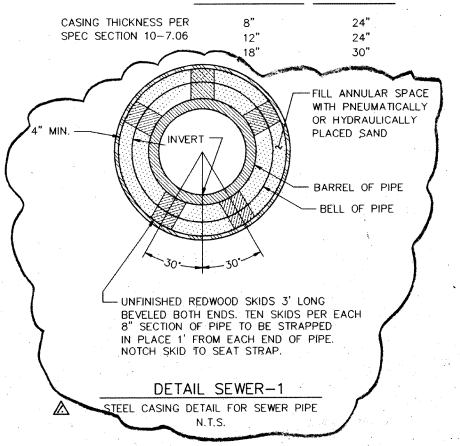

DETAIL SEWER-1
STEEL CASING DETAIL FOR SEWER PIPE
N.T.S.

CITY OF SAN DIEGO, CALIFORNIA
ENGINEERING DEPT.
SHEET 24 OF 56 SHEETS
W.O. 920707
U.W.O.
FOR CITY ENGINEER
DESIGN ENGINEER
CONTROL CERTIFICATION
AMBERT COORDINATES
26877-24-D

AS BUILT
Contract No. LRT-552
Date 4-5-97

NO.	DATE	REVISIONS	BY	CHK
1	4-95	C.C.O. # , ADDED U/G ELECT DUCTS, REVISED WALLACE / CONGRESS SEWER ALIGNMENT		

FRASER ENGINEERING, INC.
2191 EL CAMINO REAL, OCEANSIDE CALIFORNIA (619) 722-3495

DESIGNED BY D.A.W	DATE 03/23/95
DRAWN BY M.A	03/23/95
CHECKED BY D.R.W	03/23/95
MTDB PRJ. ENG.	

MTDB
Metropolitan Transit Development Board
1255 Imperial Avenue, Suite 1000, San Diego, CA. 92101-7490 (619)231-1466

LIGHT RAIL GUIDEWAY PROJECT
San Diego
OLD TOWN TRANSIT CENTER
UTILITY PLANS
SANITARY SEWER PROFILES, SHT 1 OF 2

SCALE AS NOTED
MTDB CONTRACT NO. LRT 552
DRAWING NO. SS-1
SHEET NO. 32

FRASER1\PROJECTS\468\DI20\..\DWGS\SS1-NEW PLOT 1=40
Jun 23, 1995 - 15:14:19

MTS DOC NO. PWL365.0-22, WO4351-AES-76

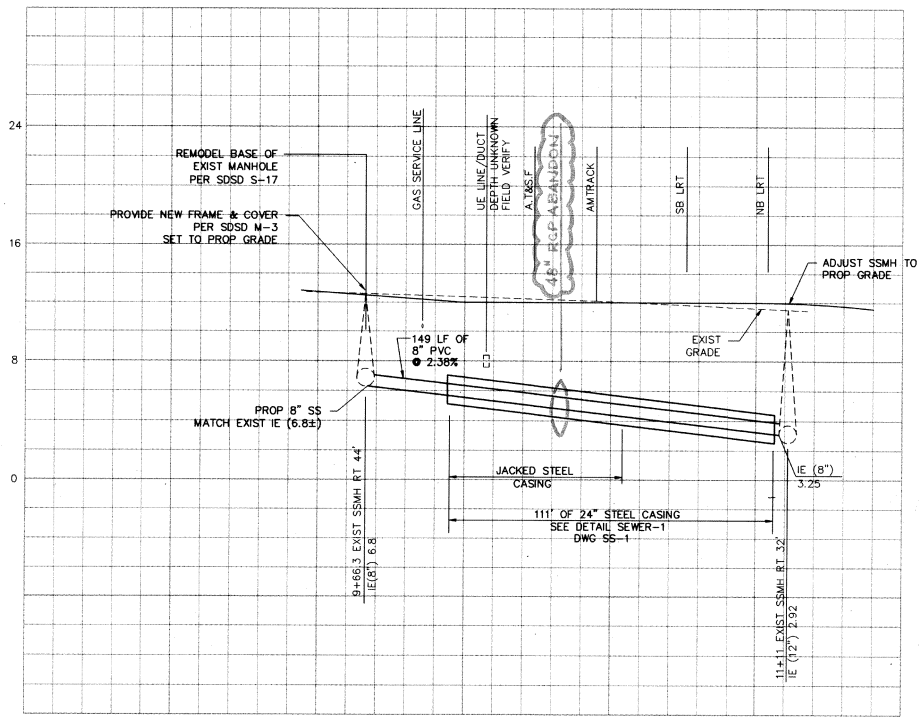

S-5
TAYLOR ST. SEWER
SCALE: HORIZ. 1" = 20'
VERT. 1" = 4'

PLAN VIEW ON DWG U-6
REF.: SURVEY POINTS

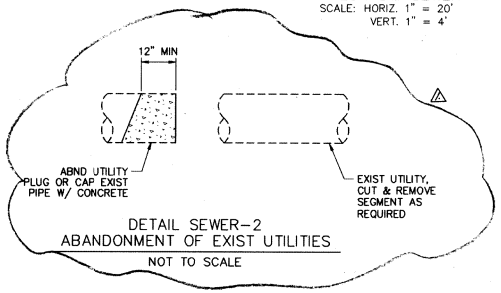

DETAIL SEWER-2
ABANDONMENT OF EXIST UTILITIES
NOT TO SCALE

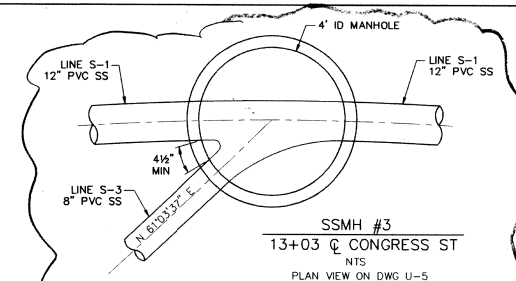

SSMH #3
13+03 ℄ CONGRESS ST
NTS
PLAN VIEW ON DWG U-5

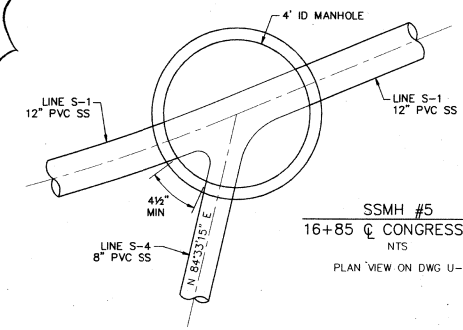

SSMH #5
16+85 ℄ CONGRESS ST
NTS
PLAN VIEW ON DWG U-5

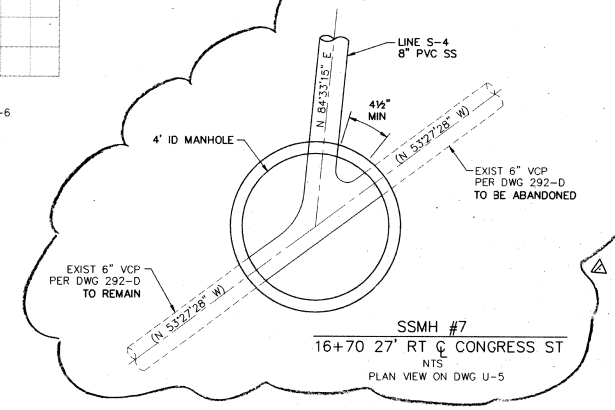

SSMH #7
16+70 27' RT ℄ CONGRESS ST
NTS
PLAN VIEW ON DWG U-5

AS BUILT
Contract No. LRT-552
Date 4-5-97

CITY OF SAN DIEGO, CALIFORNIA
ENGINEERING DEPT.
SHEET 25 OF 56 SHEETS

W.O. 920707
U.W.O.

DESCRIPTION	BY	APPROVED	FILMED
ORIGINAL	FRASER		
AS-BUILT	M.H.		

CONSTRUCTION RECORD
CONTRACTOR HERZOG DATE STARTED 2-16-94
INSPECTOR MARTIN HALL DATE COMPLETED 6-28-96
CONNECTIONS BY CITY

PER CITY ENGINEER
DESIGN ENGINEER
CONTROL CERTIFICATION
LAMBERT COORDINATES

26877-25-D

NO.	DATE	REVISIONS	BY	CHK
1	4-96	C.C.O. # , ADDED M.H. & DETAIL SEWER-2		

FRASER ENGINEERING, INC.
2191 EL CAMINO REAL, OCEANSIDE CALIFORNIA (619) 722-3495

REGISTERED PROFESSIONAL ENGINEER
NATHAN T. FRASER
No. 27616
EXPIRES 3-31-98
CIVIL
STATE OF CALIFORNIA

	DATE
DESIGNED BY D.A.W	03/23/95
DRAWN BY M.A	03/23/95
CHECKED BY D.R.W	03/23/95
MTDB PRJ. ENG.	

MTDB
Metropolitan Transit Development Board
1255 Imperial Avenue, Suite 1000, San Diego, CA. 92101-7490 (619)231-1466

LIGHT RAIL GUIDEWAY PROJECT
San Diego
OLD TOWN TRANSIT CENTER
UTILITY PLANS
SANITARY SEWER PROFILES, SHT 2 OF 2

SCALE AS NOTED
MTDB CONTRACT NO. LRT 552
DRAWING NO. SS-2
SHEET NO. 33

FRASER1\PROJECTS2:468\0120\DWGS\SS2-NEW PLOT 1=20
Mar 23, 1995 - 10:50:48

99

MTS DOC NO. PWL355.0-22, WOA355-AE-75

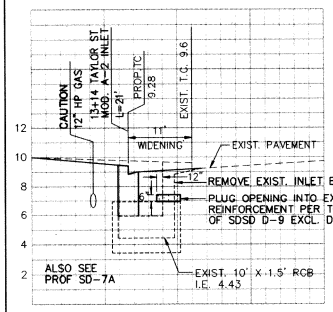

PLAN VIEW ON DWG. U-6
DWG. REF. SURVEY & 3230-L

SD-1
INLET @ TAYLOR & CALHOUN, WEST
LOOKING WEST
SCALE: HORIZ. 1" = 10'
VERT. 1" = 4'

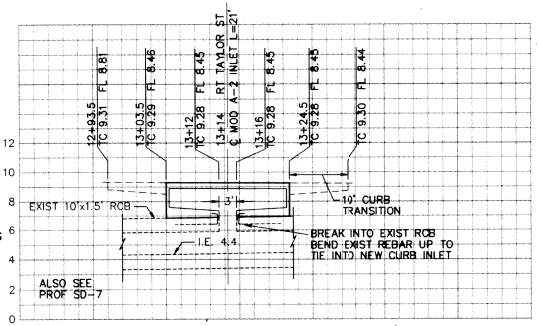

PLAN VIEW ON U-6

SD-1A
INLET @ TAYLOR & CALHOUN, WEST
SCALE: HORIZ. 1" = 10'
VERT. 1" = 4'

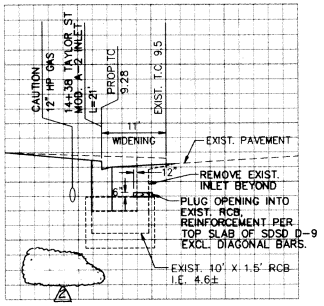

PLAN VIEW ON DWG. U-6

SD-2
INLET @ TAYLOR & CALHOUN, EAST
LOOKING WEST
SCALE: HORIZ. 1" = 10'
VERT. 1" = 4'

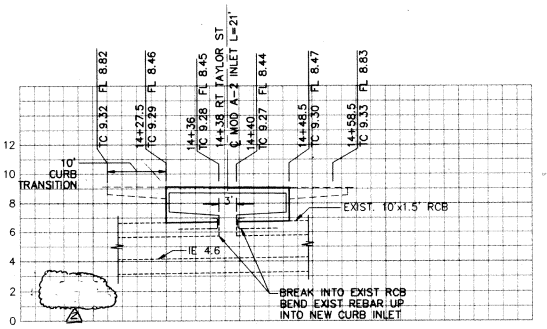

PLAN VIEW ON DWG. U-6
DWG. REF. 3230-L & SURVEY

SD-2A
INLET @ TAYLOR & CALHOUN, EAST
SCALE: HORIZ. 1" = 10'
VERT. 1" = 4'

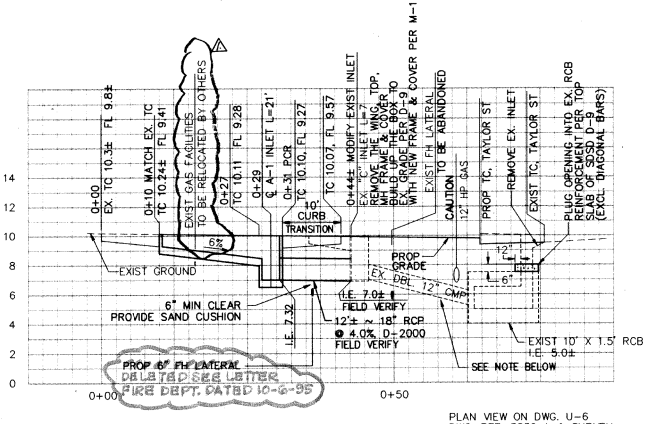

PLAN VIEW ON DWG. U-6
DWG. REF. 3230-L & SURVEY

SD-3
INLET @ TAYLOR & JUAN
LOOKING WEST
SCALE: HORIZ. 1" = 10'
VERT. 1" = 4'

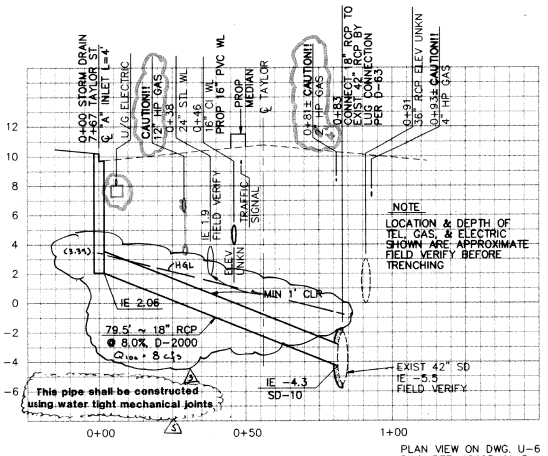

PLAN VIEW ON DWG. U-6
DWG. REF. 12495-11-D

SD-4
SD @ TAYLOR & PACIFIC HWY
SCALE: HORIZ. 1" = 20'
VERT. 1" = 4'

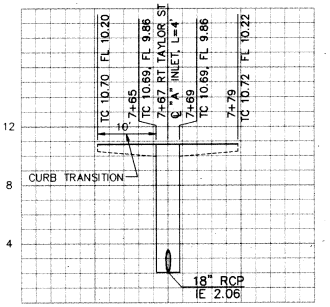

PLAN VIEW ON DWG. U-6

SD-4A
INLET @ TAYLOR & PACIFIC HWY
SCALE: HORIZ. 1" = 10'
VERT. 1" = 4'

NOTE:
Contractor shall replace 2 - 12" CMP
with 2 - 18" RCP, or 2 - 18" D.

AS BUILT
Contract No. LRT-552
Date 4-5-97

CITY OF SAN DIEGO, CALIFORNIA
ENGINEERING DEPT.
SHEET 26 OF 58 SHEETS
Dec. 26, 1995
FOR CITY ENGINEER
W.O. 920707
U.W.O.

DESCRIPTION	BY	APPROVED	FILED
AS-BUILT	M.H.		

CONSTRUCTION RECORD
CONTRACTOR HERZOG DATE STARTED 2-16-94
INSPECTOR MARTIN HALL DATE COMPLETED 6-28-94
CONNECTIONS BY CITY
DESIGN ENGINEER
1854-6667
CONTROL CERTIFICATION NAD83
214-1767
LAMBERT COORDINATES
26877-26-D

NO.	DATE	REVISIONS	BY	CHK
3	8-95	CCD # Added Q100 & HGL	RMS	
2	7-95	CCD # NOTE CHANGE	PWT	
1	4-95	C.C.D.# 3 EXIST. GAS SHOWN		

FRASER ENGINEERING, INC.
2191 EL CAMINO REAL, OCEANSIDE CALIFORNIA (619) 722-3495

REGISTERED PROFESSIONAL ENGINEER WILLIAM T. FRASER No. 27616 EXPIRES 3-31-98 CIVIL

DESIGNED BY M.A	DATE 03/23/95
DRAWN BY M.S.B.	03/23/95
CHECKED BY D.W	03/23/95
MTDB PRJ. ENG.	

MTDB
Metropolitan Transit Development Board
1255 Imperial Avenue, Suite 1000, San Diego, CA. 92101-7490 (619)231-1466

LIGHT RAIL GUIDEWAY PROJECT
San Diego
OLD TOWN TRANSIT CENTER
UTILITY PLANS
STORM DRAIN PROFILES, SHT 1 OF 6

SCALE AS SHOWN
MTDB CONTRACT NO. LRT 552
DRAWING NO. D-1
SHEET NO. 34

FRASER1\PROJECTS\468\0102\DWGS\D1-NEW PLOT 1=40
Mar 23, 1995 - 10:42:04

MTS DOC NO. PWL355.0-22, WOA355-AE-75

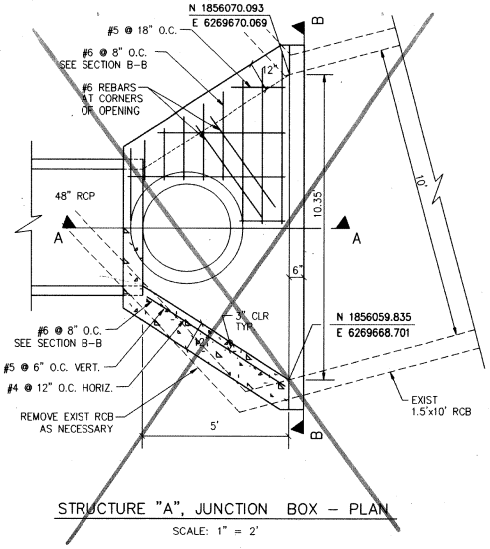

STRUCTURE "A", JUNCTION BOX – PLAN

SCALE: 1" = 2'

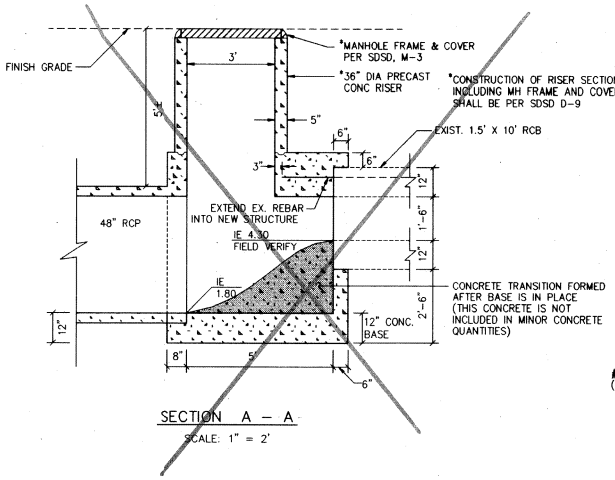

SECTION A – A

SCALE: 1" = 2'

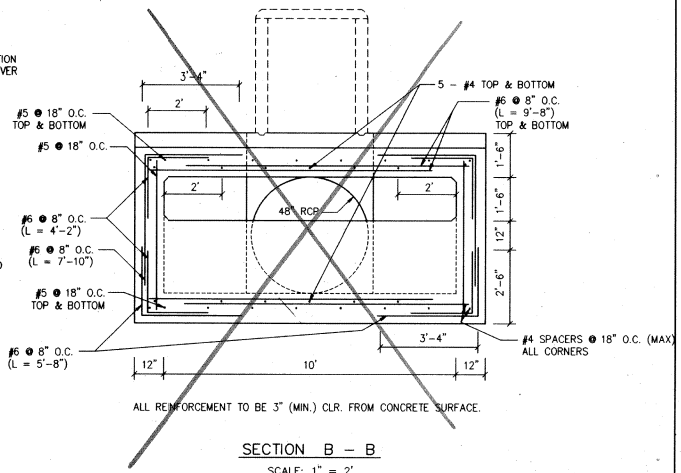

SECTION B – B

SCALE: 1" = 2'

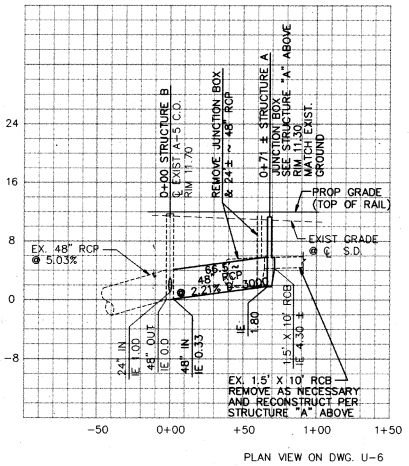

PLAN VIEW ON DWG. U-6

SD-5

TAYLOR ST. LINE A-B

SCALE: HORIZ. 1" = 40'
VERT. 1" = 8'

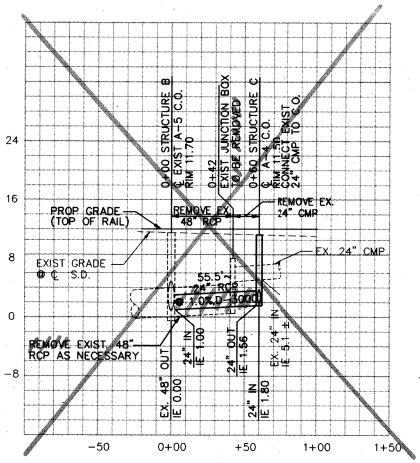

PLAN VIEW ON DWG. U-6

SD-6

TAYLOR ST. LINE B-C

SCALE: HORIZ. 1" = 40'
VERT. 1" = 8'

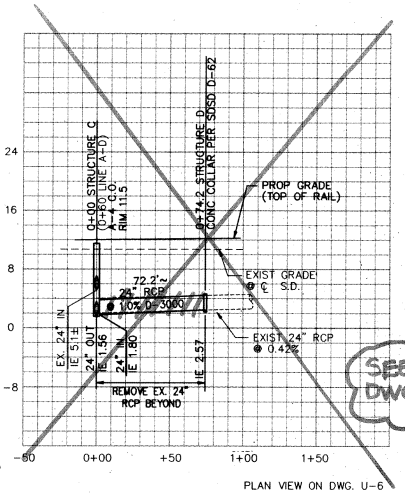

PLAN VIEW ON DWG. U-6

SD-7

TAYLOR ST. LINE C-D

SCALE: HORIZ. 1" = 40'
VERT. 1" = 8'

SEE NEW PROFILE DWG. D-2A, SHT. 157

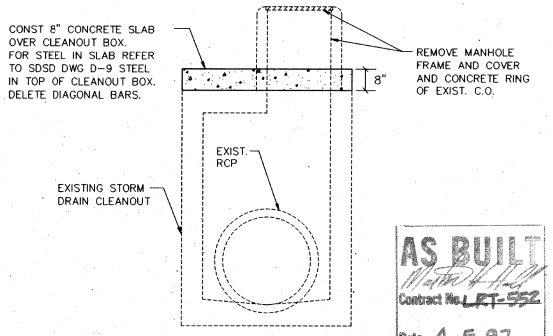

DETAIL STORM-1

MODIFY EXISTING STORM DRAIN CLEANOUT

NTS

AS BUILT
Martin Hall
Contract No. LRT-552
Date 4-5-97

CITY OF SAN DIEGO, CALIFORNIA
ENGINEERING DEPT.
SHEET 27 OF 59 SHEETS

W.O. 920707
U.W.O.

Rec. Eng. 6/26/95
DATE
FOR CITY ENGINEER

DESCRIPTION	BY	APPROVED	FILED
ORIGINAL	FRASER		
AS-BUILT	M.H.		

CONSTRUCTION RECORD

CONTRACTOR HERZOG DATE STARTED 2-16-96
INSPECTOR MARTIN HALL DATE COMPLETED 6-28-96
CONNECTIONS BY CITY

DESIGN ENGINEER
CONTROL CERTIFICATION
CAMBERT COORDINATES

26877-27-D

NO.	DATE	REVISIONS	BY	CHK

FRASER ENGINEERING, INC.
2191 EL CAMINO REAL, OCEANSIDE CALIFORNIA (619) 722-3495

REGISTERED PROFESSIONAL ENGINEER — No. 27616 — EXPIRES 3-31-98 — CIVIL — STATE OF CALIFORNIA

DESIGNED BY M.A	DATE 03/23/95
DRAWN BY M.S.B.	03/23/95
CHECKED BY D.W	03/23/95
MTDB PRJ. ENG.	

MTDB
Metropolitan Transit Development Board
1255 Imperial Avenue, Suite 1000, San Diego, CA. 92101-7490 (619) 231-1466

LIGHT RAIL GUIDEWAY PROJECT
San Diego

OLD TOWN TRANSIT CENTER
UTILITY PLANS
STORM DRAIN PROFILES, SHT 2 OF 6

SCALE AS SHOWN
MTDB CONTRACT NO. LRT 552
DRAWING NO. D-2
SHEET NO. 35

FRASER\PROJECTS 468\DI20\DWGS\D2-NEW PLOT 1=40
Mar 23, 1995 - 11:20:57

101

MTS DOC NO. PWL365.6-22, WOA351-AE-75

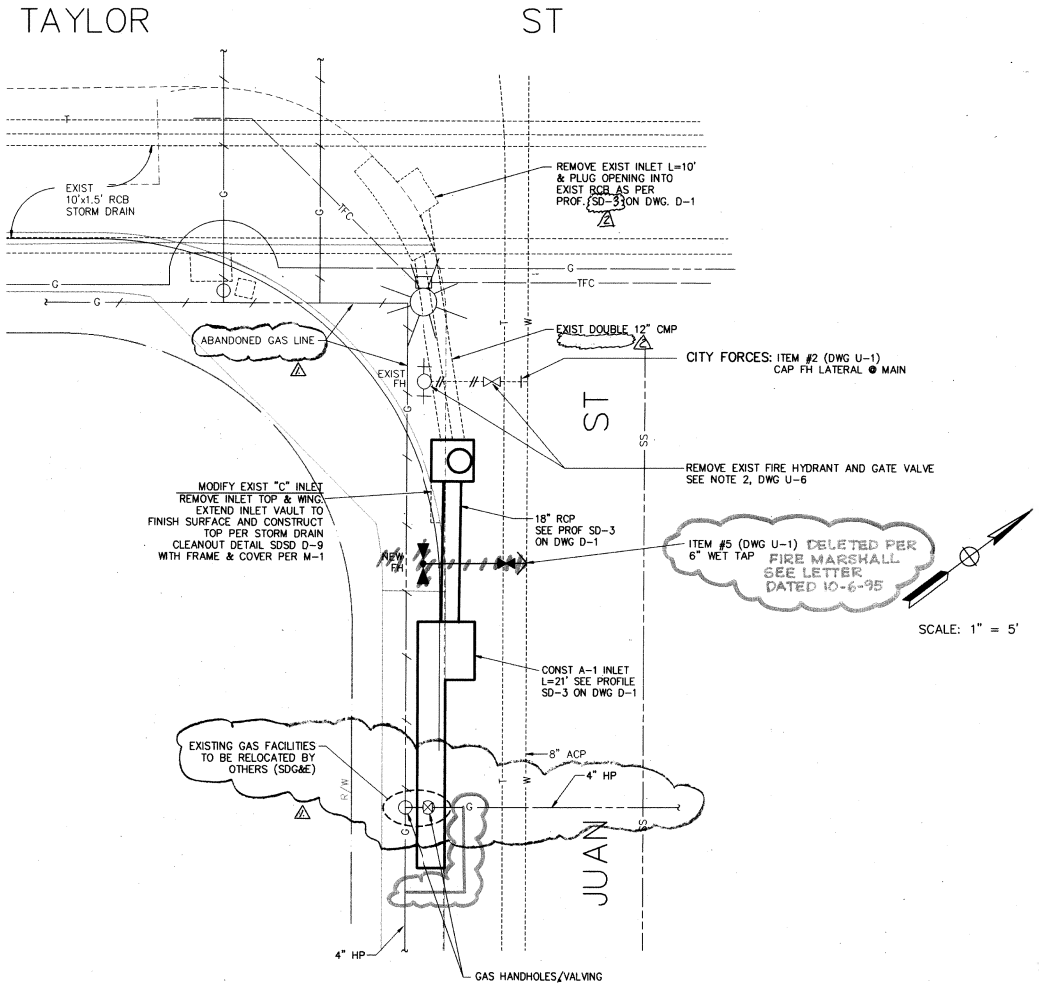

AS BUILT
Contract No. LRT-552
Date 4-5-97

CITY OF SAN DIEGO, CALIFORNIA
ENGINEERING DEPT.
SHEET 28 OF 36 SHEETS

DESCRIPTION	BY	APPROVED	FILMED
ORIGINAL	FRASER		
AS-BUILT	M.H.		

CONSTRUCTION RECORD
CONTRACTOR HERZOG DATE STARTED 2-16-94
INSPECTOR MARTIN HALL DATE COMPLETED 6-28-96
CONNECTIONS BY CITY

T.M.O. 920707
U.W.O.
FOR CITY ENGINEER
DESIGN ENGINEER
1854-6267
CONTROL CERTIFICATION NBD 83
714-1707
CAMBERT COORDINATES
26877-28-D

NO.	DATE	REVISIONS	BY	CHK
2	7-95	C.C.O. # REVISED NOTE		
1	4-95	C.C.O. # , REVISED GAS LINE		

FRASER ENGINEERING, INC.
2191 EL CAMINO REAL, OCEANSIDE CALIFORNIA (619) 722-3495

REGISTERED PROFESSIONAL ENGINEER JOHN T. FRASER No. 27616 EXPIRES 3-31-98 CIVIL STATE OF CALIFORNIA

	DATE
DESIGNED BY M.A.	03/23/95
DRAWN BY M.A.S.	03/23/95
CHECKED BY D.W.	03/23/95
MTDB PRJ. ENG.	

MTDB
Metropolitan Transit Development Board
1255 Imperial Avenue, Suite 1000, San Diego, CA. 92101-7490 (619)231-1466

LIGHT RAIL GUIDEWAY PROJECT
San Diego
OLD TOWN TRANSIT CENTER
UTILITY PLANS
STORM DRAIN PROFILES, SHT 3 OF 6

SCALE AS SHOWN
MTDB CONTRACT NO. LRT 552
DRAWING NO. D-3
SHEET NO. 36

FRASER\PROJECTS\468\0120\D3-NEW.DWG PLOT 1=5
Mar 23, 1995 - 14:20:57

102

MTS DOC NO. PWL355.0-22, WOA355-AE-75

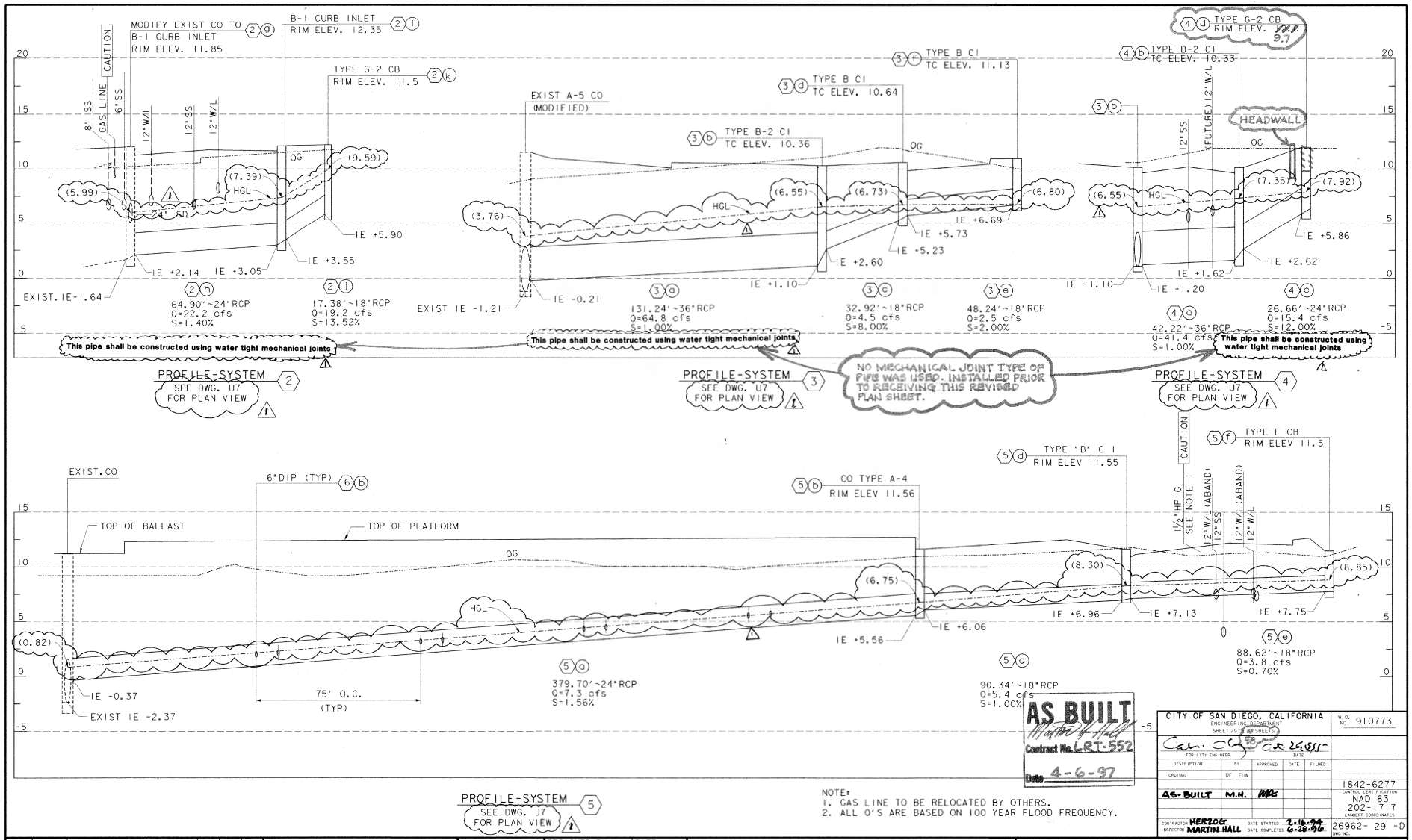

AS BUILT
Contract No. LRT-552
Date 4-6-97

NOTE:
1. GAS LINE TO BE RELOCATED BY OTHERS.
2. ALL O'S ARE BASED ON 100 YEAR FLOOD FREQUENCY.

CITY OF SAN DIEGO, CALIFORNIA
ENGINEERING DEPARTMENT
SHEET 29 OF 58 SHEETS
FOR CITY ENGINEER
DATE
W.O. NO. 910773

DESCRIPTION	BY	APPROVED	DATE	FILMED
ORIGINAL	DE LEUW			
AS-BUILT	M.H.			

1842-6277
CONTROL CERTIFICATION
NAD 83
202-1717
LAMBERT COORDINATES
CONTRACTOR HERZOG DATE STARTED 2-16-94
INSPECTOR MARTIN HALL DATE COMPLETED 6-28-96
26962- 29 -D
DWG. NO.

NO.	DATE	REVISIONS	BY	CHK	APRV
	4-95	CONFORMED			
		NOTE CHANGE PER CCO #	RHS		

DE LEUW CATHER

		DATE
DESIGNED BY	H.R.S.	8/25/94
DRAWN BY	R.W.M.	8/30/94
CHECKED BY	R.H.L.	11/30/94
MTDB PRJ.ENG.	D. RAGLAND	

MTDB
Metropolitan Transit Development Board
1255 Imperial Avenue, Suite 1000, San Diego, CA. 92101-7490

LIGHT RAIL GUIDEWAY PROJECT
San Diego

OLD TOWN LRT CONSTRUCTION
UTILITY PLANS
STORM DRAIN PROFILES
SHEET 4 OF 6

SCALE HORIZ 1"=20' VERT 1"=4'
MTDB CONTRACT NO. LRT 553
DRAWING NO. D 4
SHEET NO. 37

FOR REDUCED PLANS ORIGINAL SCALE IS IN INCHES 0 1 2 3

Filename: I:\projects\ot\552\ce\sotd4.dgn
Time: Fri Aug 18 15:32:24 1995
Pen Table: f:\plot\pentbl\pom_site.tbl
PRF File: I:\PRFPLOT\SOTD4.PRF

103

MTS DOC NO. PWL355.0-22. WOA355-AE-75

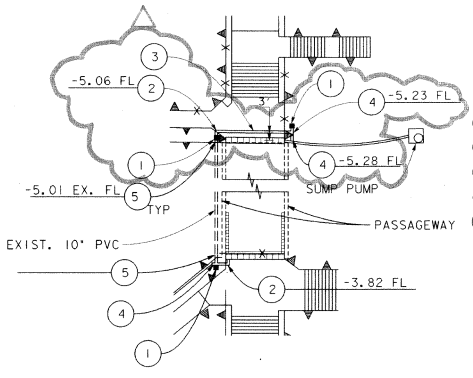

1. CO PER RSD D-34 W/O CI CAP & COLLAR
2. 10" PVC ELBOW
3. 10" SCH. 40 PVC
4. 10" X 10" PVC TEE
5. WATERPROOF SEALANT AT ALL PIPE/WALL INTERSECTIONS-SEE DETAIL C, THIS SHEET

FLOWLINE ELEVATIONS-SYSTEM 7

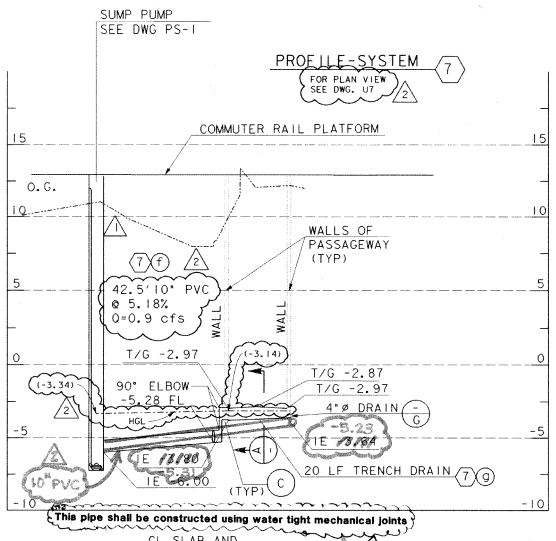

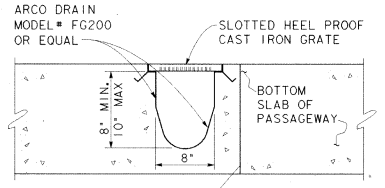

A DRAINAGE CHANNEL AT ENDS OF TUNNEL

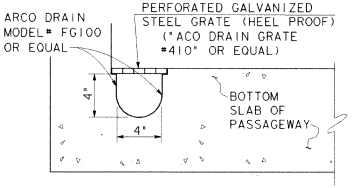

B DRAINAGE CHANNEL AT SIDES OF PASSAGEWAY

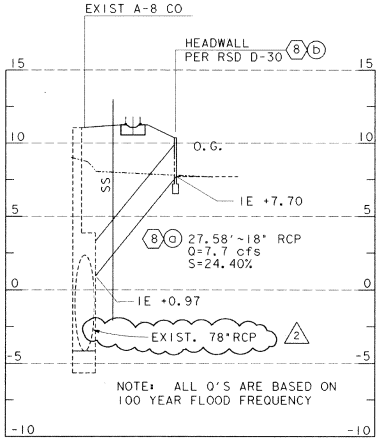

PROFILE-SYSTEM 8

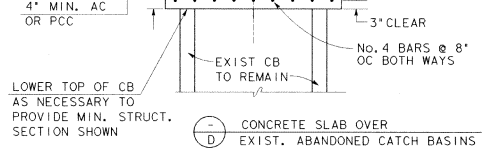

D CONCRETE SLAB OVER EXIST. ABANDONED CATCH BASINS

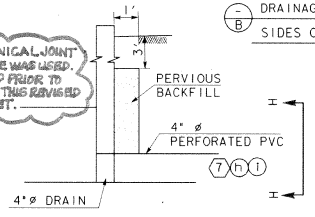

G DRAINS AT DOWNSTREAM END OF RAMP PLANTERS

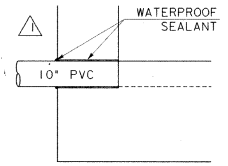

C SEALANT-8" PVC AT WALL

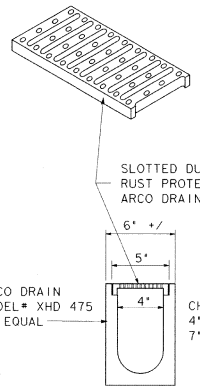

E PRE-CAST TRENCH DRAIN DETAILS AT STATION PLATFORMS NOT TO SCALE

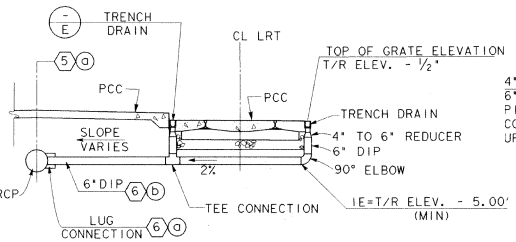

F PRECAST CONCRETE TRENCH DRAIN SECTION

SCALE: 1"=4"

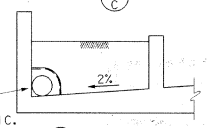

4" PERFORATED PVC PIPE, 6" PERVIOUS BACKFILL AROUND PIPE WRAPPED IN FILTER FABRIC. CONSTRUCT CLEANOUT AT UPSTREAM END

H RAMP PLANTER DRAINAGE SYSTEM N.T.S.

AS BUILT
Martin Hall
Contract No. LRT-552
Date 4-6-97

CITY OF SAN DIEGO, CALIFORNIA
ENGINEERING DEPARTMENT
SHEET 30 OF 38 SHEETS
FOR CITY ENGINEER — DATE
W.O. NO 920707
DESCRIPTION | BY | APPROVED | DATE | FILMED
ORIGINAL | DE LEUW
AS-BUILT | M.H.
1854-6267
OWNER'S CERTIFICATION NAD 83 214-1707
CONTRACTOR HERZOG INSPECTOR MARTIN HALL
DATE STARTED 2-16-96 DATE COMPLETED 6-28-96
26877-30-D

NO.	DATE	REVISIONS	BY	CHK	APRV
2	8-95	ADDED 10" DRAIN LINE CCO# 21 NOTE CHANGES PER CCO # 20	RWD		
1	5/5/95	PASSAGEWAY DRAINAGE REVISED	HRS		
	4-95	CONFORMED			

DE LEUW CATHER

DESIGNED BY H. R. S.	DATE 8/25/94
DRAWN BY R. W. M.	8/30/94
CHECKED BY R. H. L.	12/6/94
MTDB PRJ.ENG. D. RAGLAND	

MTDB
Metropolitan Transit Development Board
1255 Imperial Avenue, Suite 1000, San Diego, CA. 92101-7490

LIGHT RAIL GUIDEWAY PROJECT
San Diego
OLD TOWN TRANSIT CENTER
UTILITY PROFILES
STORM DRAIN PROFILES
SHEET 5 OF 6

SCALE HORIZ 1"=20' VERT 1"=4'
MTDB CONTRACT NO. LRT 552
DRAWING NO. D 5 SHEET NO. 38

FOR REDUCED PLANS ORIGINAL SCALE IS IN INCHES 0 1 2 3

Filename: i:\projects\or552\xe\sort05.dgn
Time: Fri Aug 18 14:54:39 1995
Pen Table: i:\plotstbl\pentbl\pcm_site.tbl
PRF File: i:\PRFPLOT\SOT05.PRF

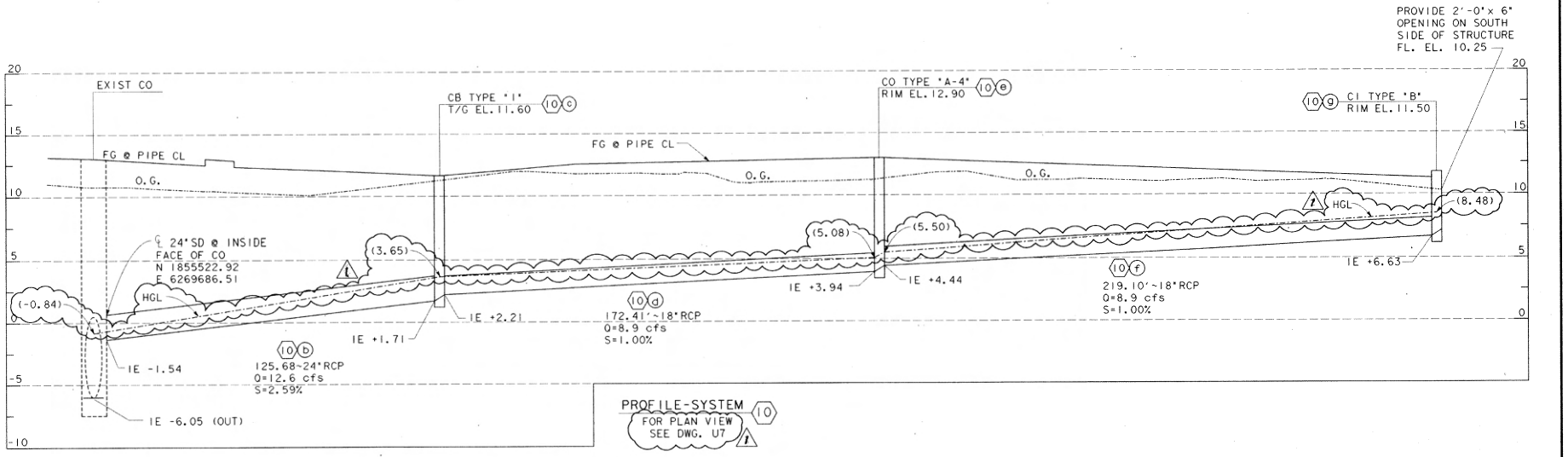

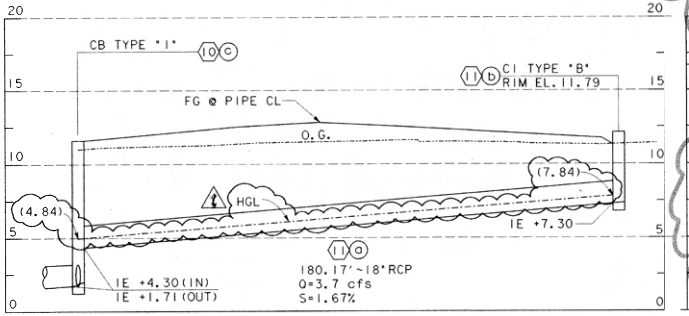

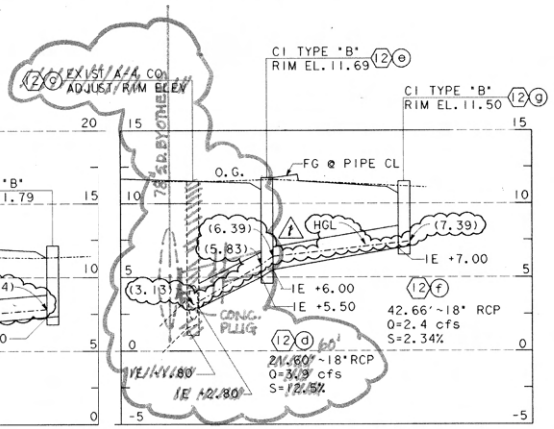

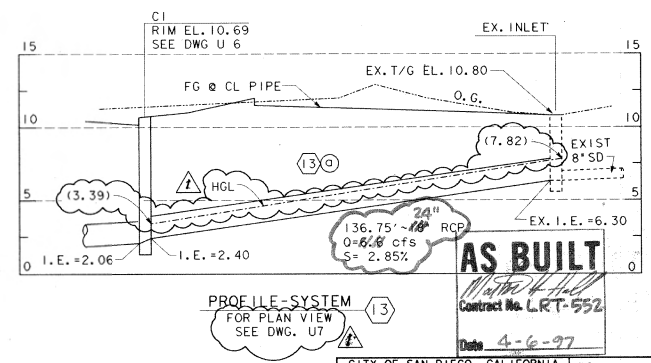

AS BUILT
Contract No. LRT-552
Date 4-6-97

NOTE:
1. ALL Q'S ARE BASED ON 100 YEAR FLOOD FREQUENCY.

CITY OF SAN DIEGO, CALIFORNIA
ENGINEERING DEPARTMENT
SHEET 31 OF 58 SHEETS
FOR CITY ENGINEER — DATE

DESCRIPTION	BY	APPROVED	DATE	FILMED
ORIGINAL	DE LEUW			
AS-BUILT	M.H.			

CONTRACTOR HERZOG DATE STARTED 2-16-94
INSPECTOR MARTIN HALL DATE COMPLETED 8-28-96

W.O. NO. 920707

1854-6267
CONTROL CERTIFICATION
NAD 83
214-1707
LAMBERT COORDINATES

26877- 31 -D
DWG NO.

NO.	DATE	REVISIONS	BY	CHK	APRV
	8-95	NOTE CHANGES PER CCO #	RMJ		
	4-95	CONFORMED			

DE LEUW CATHER

DESIGNED BY H.R.S.	DATE 8/22/94
DRAWN BY R.W.M.	8/30/94
CHECKED BY R.H.L.	12/08/94
MTDB PRJ.ENG. D. RAGLAND	

MTDB
Metropolitan Transit Development Board
1255 Imperial Avenue, Suite 1000, San Diego, CA. 92101-7490

LIGHT RAIL GUIDEWAY PROJECT
San Diego
OLD TOWN TRANSIT CENTER
UTILITY PLANS
STORM DRAIN PROFILES
SHEET 6 OF 6

SCALE HORIZ 1"=20' VERT 1"=4'
MTDB CONTRACT NO. LRT 552
DRAWING NO. D 6
SHEET NO. 39

FOR REDUCED PLANS ORIGINAL SCALE IS IN INCHES 0 1 2 3

Filename: t:\projects\ct\552\ce\sotd6.dgn
Time: Fri Aug 18 16:41:27 1995
Pen Table: t:\plot\pentbl\pam_site.tbl
PRF File: t:\PRFPLOT\SOTD6.PRF

MTS DOC NO. PWL355.0-22. WOA355-AE-75



AS BUILT
Contract No. LRT-552
Date 3-15-97

NOTE:
CENTERLINE STATIONS SHOWN ARE TO THE CENTER OF THE DRAINAGE STRUCTURE.

NO.	DATE	REVISIONS	BY	CHK	APRV
	4-95	CONFORMED			

DE LEUW CATHER

REGISTERED PROFESSIONAL ENGINEER — RADU R. SZAVI — No. C 46173 — EXP. 6-30-96 — CIVIL — STATE OF CALIFORNIA

DESIGNED BY HRS	DATE 12/1/94
DRAWN BY RWM	12/1/94
CHECKED BY	
MTDB PRJ.ENG. D. RAGLAND	

MTDB
Metropolitan Transit Development Board
1255 Imperial Avenue, Suite 1000, San Diego, CA. 92101-7490

LIGHT RAIL GUIDEWAY PROJECT
San Diego
OLD TOWN TRANSIT CENTER
CURB INLET PROFILES

SCALE HORIZ 1"=10'
VERT 1"=5'
MTDB CONTRACT NO. LRT 552
DRAWING NO. D7
SHEET NO. 40

FOR REDUCED PLANS ORIGINAL SCALE IS IN INCHES 0 1 2 3

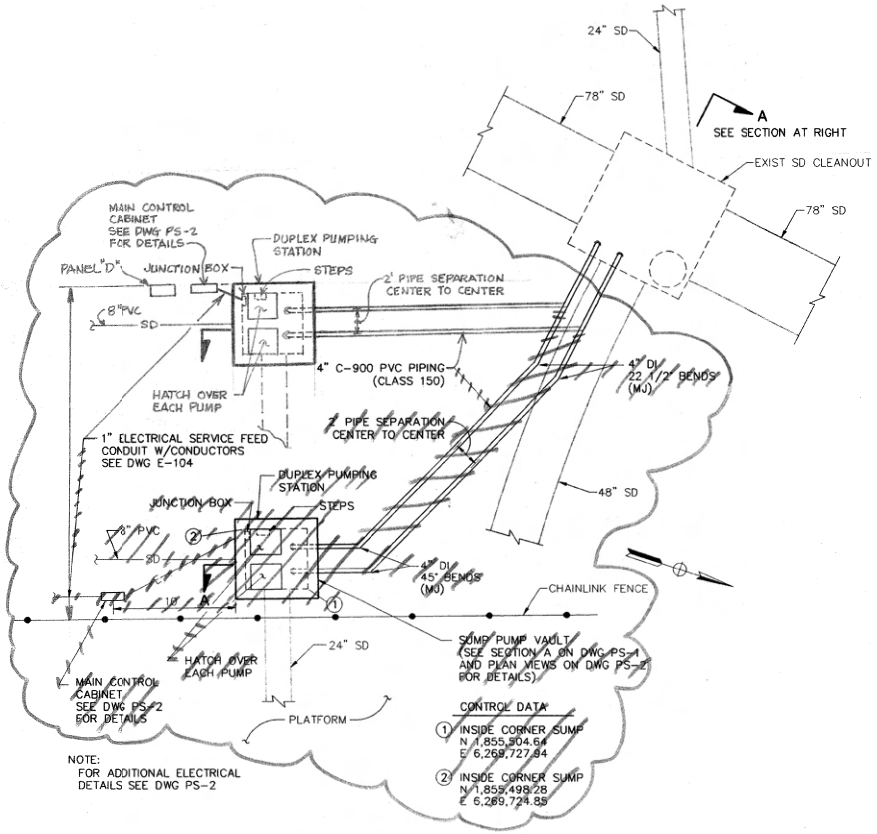

NOTE:
FOR ADDITIONAL ELECTRICAL DETAILS SEE DWG PS-2

SITE PLAN
SCALE: 1" = 5'

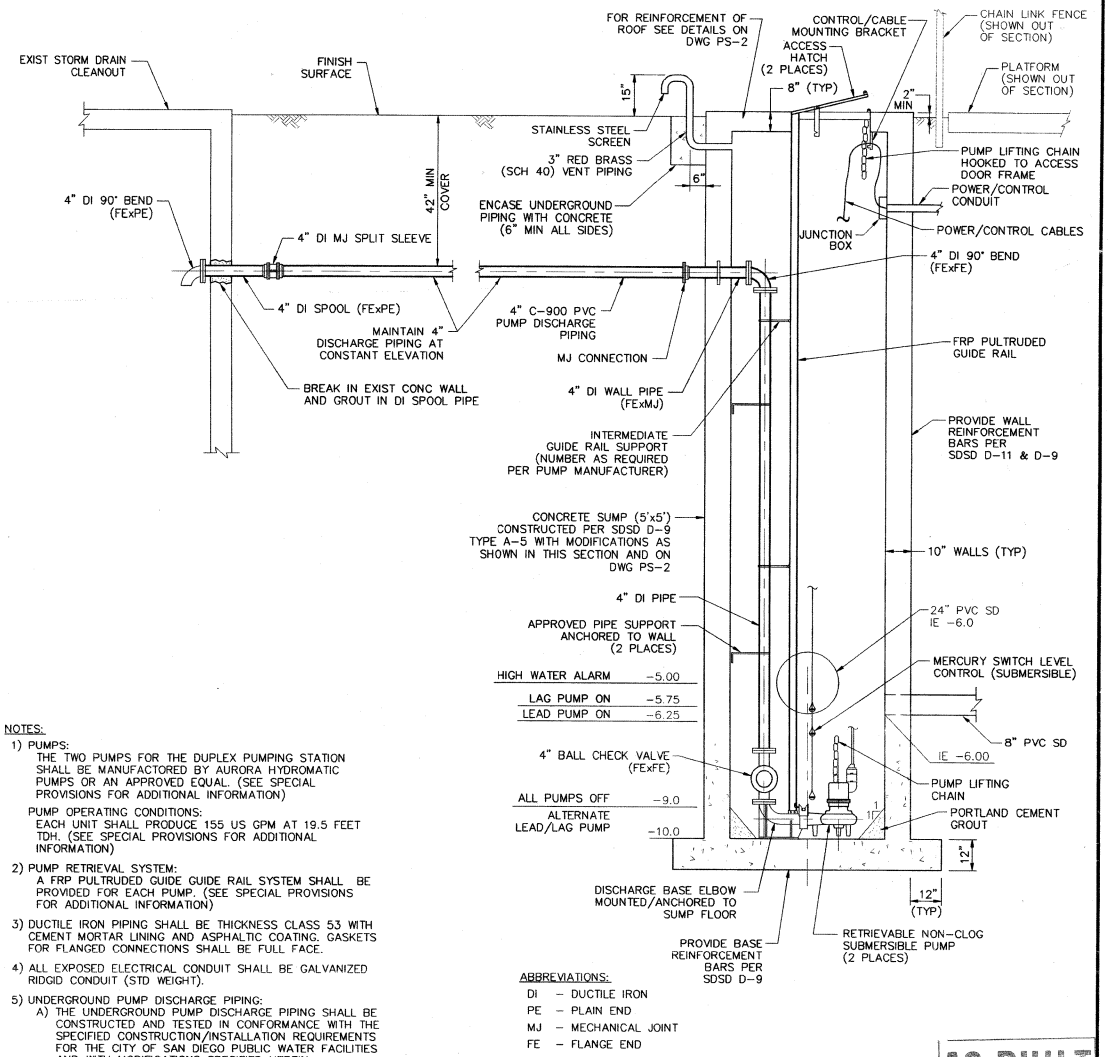

NOTES:

1) PUMPS:
THE TWO PUMPS FOR THE DUPLEX PUMPING STATION SHALL BE MANUFACTORED BY AURORA HYDROMATIC PUMPS OR AN APPROVED EQUAL. (SEE SPECIAL PROVISIONS FOR ADDITIONAL INFORMATION)

PUMP OPERATING CONDITIONS:
EACH UNIT SHALL PRODUCE 155 US GPM AT 19.5 FEET TDH. (SEE SPECIAL PROVISIONS FOR ADDITIONAL INFORMATION)

2) PUMP RETRIEVAL SYSTEM:
A FRP PULTRUDED GUIDE GUIDE RAIL SYSTEM SHALL BE PROVIDED FOR EACH PUMP. (SEE SPECIAL PROVISIONS FOR ADDITIONAL INFORMATION)

3) DUCTILE IRON PIPING SHALL BE THICKNESS CLASS 53 WITH CEMENT MORTAR LINING AND ASPHALTIC COATING. GASKETS FOR FLANGED CONNECTIONS SHALL BE FULL FACE.

4) ALL EXPOSED ELECTRICAL CONDUIT SHALL BE GALVANIZED RIDGID CONDUIT (STD WEIGHT).

5) UNDERGROUND PUMP DISCHARGE PIPING:
A) THE UNDERGROUND PUMP DISCHARGE PIPING SHALL BE CONSTRUCTED AND TESTED IN CONFORMANCE WITH THE SPECIFIED CONSTRUCTION/INSTALLATION REQUIREMENTS FOR THE CITY OF SAN DIEGO PUBLIC WATER FACILITIES AND WITH MODIFICATIONS SPECIFIED HEREIN.
B) PVC PIPING SHALL BE C-900, CLASS 150 DR 18.
C) THE 4" PVC DISCHARGE LINES SHALL BE COMPLETELY THRUST RESTRAINED UTILIZING MECHANICAL RESTRAINING DEVICES PER SPECIAL PROVISION SECTION 10-7.19.
D) DISINFECTION OF PIPING IS NOT REQUIRED.

ABBREVIATIONS:
DI - DUCTILE IRON
PE - PLAIN END
MJ - MECHANICAL JOINT
FE - FLANGE END

SECTION A
SCALE: 1" = 2'

AS BUILT
Contract No. LRT-552
Date 12-26-96

NO.	DATE	REVISIONS	BY	CHK	APRV

FRASER ENGINEERING, INC.
2191 EL CAMINO REAL, OCEANSIDE CALIFORNIA (619) 722-3495

REGISTERED PROFESSIONAL ENGINEER — GRAHAM T. FRASER — No. 27616 — EXPIRES 3-31-98 — CIVIL — STATE OF CALIFORNIA

DESIGNED BY DRW	DATE 03/23/95
DRAWN BY MAS	03/23/95
CHECKED BY DRW	03/23/95
MTDB PRJ. ENG.	

MTDB
Metropolitan Transit Development Board
1255 Imperial Avenue, Suite 1000, San Diego, CA. 92101-7490 (619)231-1466

LIGHT RAIL GUIDEWAY PROJECT
San Diego
OLD TOWN TRANSIT CENTER
UTILITY PLANS
STORM WATER PUMPING STATION SHT 1 OF 2

SCALE: AS SHOWN
MTDB CONTRACT NO. LRT 552
DRAWING NO. PS-1 | SHEET NO. 41

FRASER1\PROJECTS2:468\0120\DWGS\552PS-1
Mar 24, 1995 - 10:05:60

MTS DOC. NO. PWC550522, WORK SHEET 9

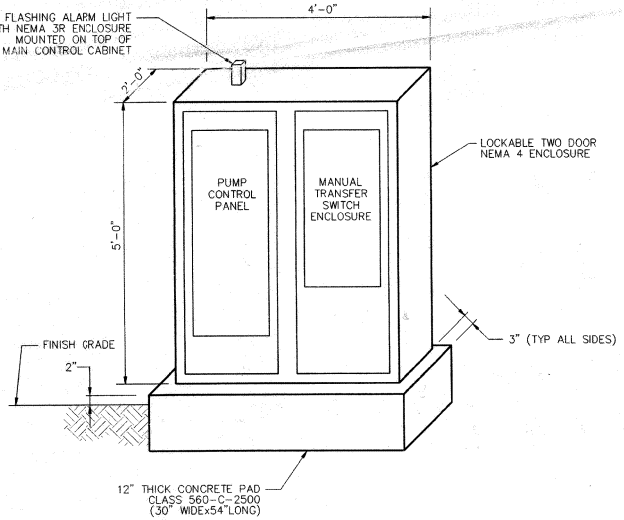

NOTE:
ENCLOSURES/PANELS SHALL BE SECURELY MOUNTED TO THE BACK PLATE/PANEL OF THE MAIN CONTROL CABINET

MAIN CONTROL CABINET

NOT TO SCALE

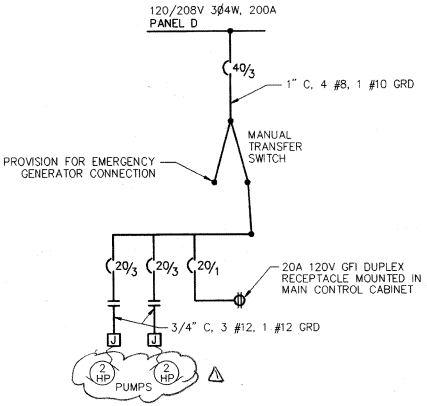

SINGLE LINE DIAGRAM

NOT TO SCALE

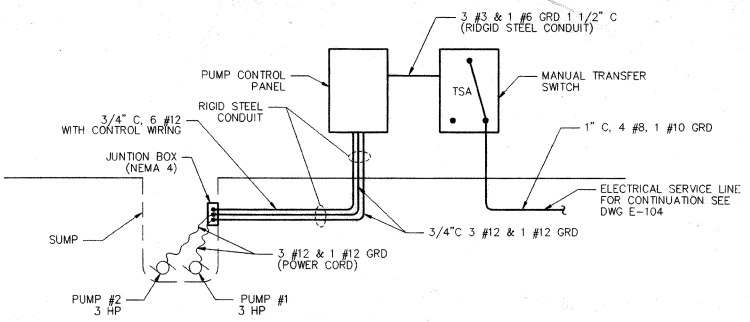

ELECTRICAL RISER DIAGRAM

NOT TO SCALE

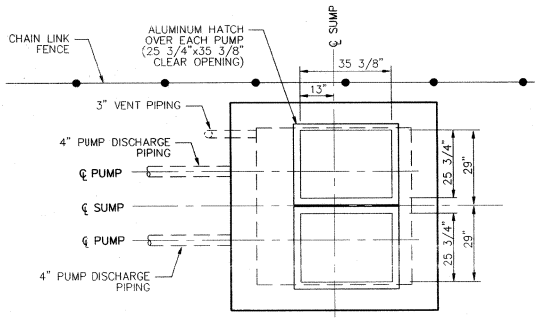

PUMP STATION AT GRADE ELEVATION – PLAN

SCALE: 1" = 2'

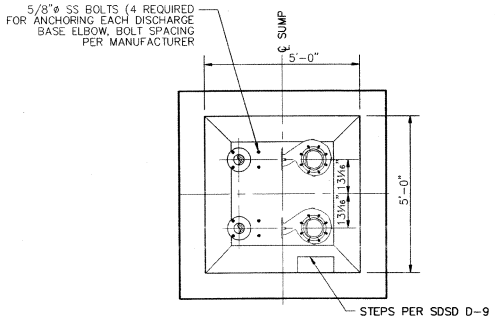

SUMP BASE ELEVATION – PLAN

SCALE: 1" = 2'

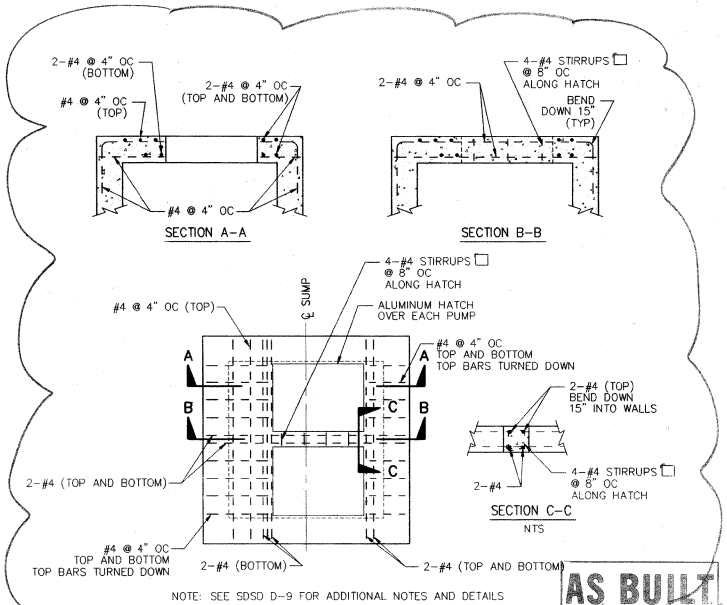

NOTE: SEE SDSD D-9 FOR ADDITIONAL NOTES AND DETAILS

ROOF REINFORCEMENT DETAILS

SCALE: 1" = 2'

AS BUILT
Contract No. LRT-552
Date 12-10-96

NO.	DATE	REVISIONS	BY	CHK	APRV
1	4-95	CCO # ; REDUCED PUMP SIZE ADDED SUMP DETAILS			

FRASER ENGINEERING, INC.
2191 EL CAMINO REAL, OCEANSIDE CALIFORNIA (619) 722-3495

REGISTERED PROFESSIONAL ENGINEER — No. 27616 — EXPIRES 3-31-98 — CIVIL — STATE OF CALIFORNIA

DESIGNED BY DRW	DATE 03/23/95
DRAWN BY MAS	03/23/95
CHECKED BY DAW	03/23/95
MTDB PRJ. ENG.	

MTDB
Metropolitan Transit Development Board
1255 Imperial Avenue, Suite 1000, San Diego, CA. 92101-7490 (619)231-1466

LIGHT RAIL GUIDEWAY PROJECT
San Diego

OLD TOWN TRANSIT CENTER
UTILITY PLANS
STORM WATER PUMPING STATION, SHT 2 OF 2

SCALE	AS SHOWN
MTDB CONTRACT NO.	LRT 552
DRAWING NO.	PS-2
SHEET NO.	42

FRASER\PROJECTS\468\0120\DWGS\552PS-2 PLOT 1 = 40
Mar 24, 1995 - 09:44:57

108

MTS DOC NO. PWL355.0-22, WOA355-AE-75

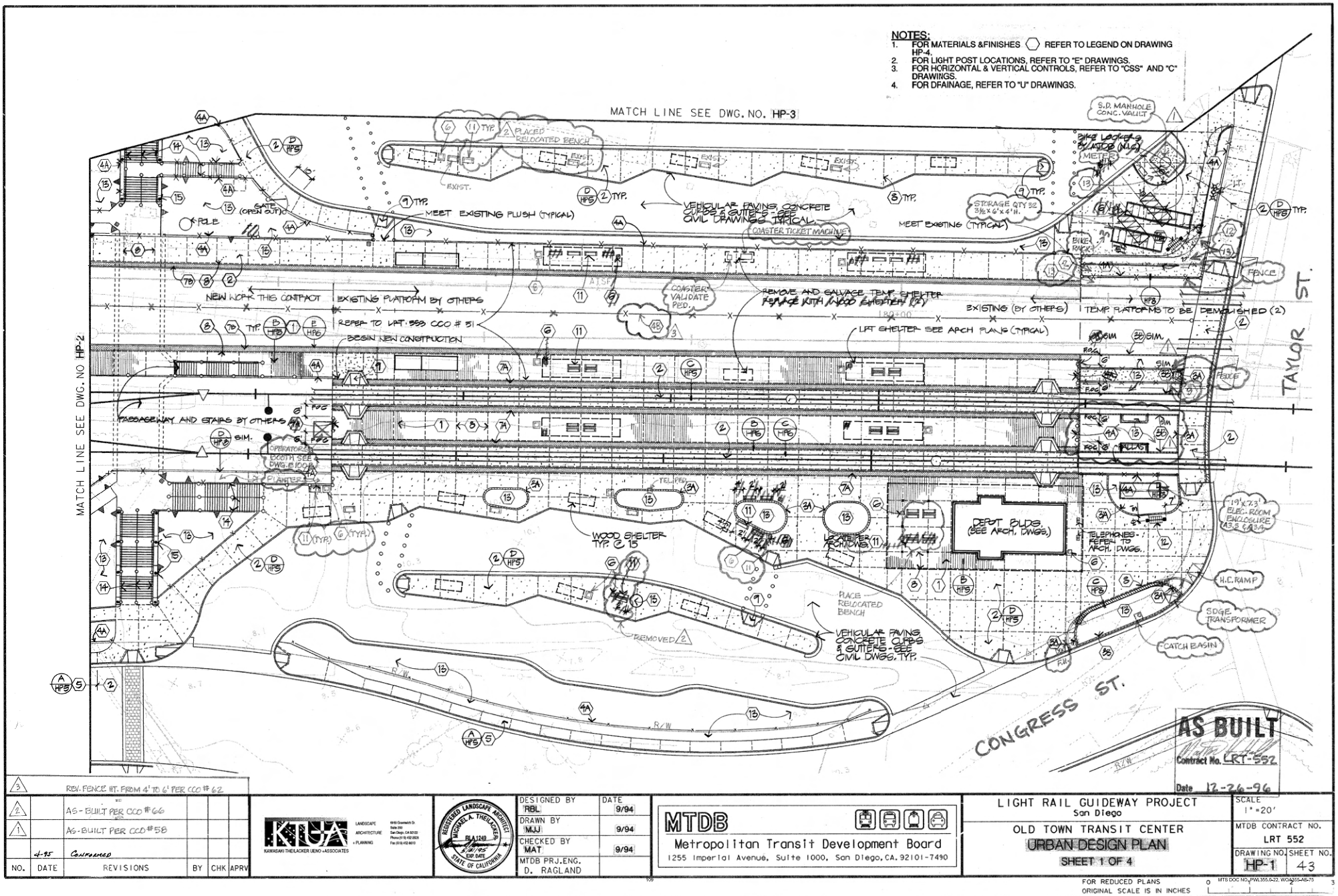
NOTES:
1. FOR MATERIALS &FINISHES ⬡ REFER TO LEGEND ON DRAWING HP-4.
2. FOR LIGHT POST LOCATIONS, REFER TO "E" DRAWINGS.
3. FOR HORIZONTAL & VERTICAL CONTROLS, REFER TO "CSS" AND "C" DRAWINGS.
4. FOR DRAINAGE, REFER TO "U" DRAWINGS.
MATCH LINE SEE DWG. NO. HP-3
MATCH LINE SEE DWG. NO HP-2
TAYLOR ST.
CONGRESS ST.
S.D. MANHOLE CONC. VAULT
PLACED RELOCATED BENCH
MEET EXISTING FLUSH (TYPICAL)
VEHICULAR PAVING, CONCRETE CURBS & GUTTERS - SEE CIVIL DRAWINGS TYPICAL
COASTER TICKET MACHINE
STORAGE QTY 32 3½x6'x4'H.
MEET EXISTING (TYPICAL)
BIKE RACK
FENCE
NEW WORK THIS CONTRACT
EXISTING PLATFORM BY OTHERS
REFER TO LRT-553 CCO # 51
BEGIN NEW CONSTRUCTION
COASTER VALIDATE PED.
REMOVE AND SALVAGE TEMP. SHELTER
EXISTING (BY OTHERS)
TEMP. PLATFORMS TO BE DEMOLISHED (2)
LRT SHELTER SEE ARCH PLANS (TYPICAL)
PASSAGEWAY AND STAIRS BY OTHERS
OPERATOR'S BOOTH SEE DWG. E100
PLANTER
WOOD SHELTER TYP. @ 15
DEPOT BLDG. (SEE ARCH. DWGS.)
TELEPHONES - REFER TO ARCH. DWGS.
19'x7.3' ELEC. ROOM ENCLOSURE
H.C. RAMP
SDGE TRANSFORMER
CATCH BASIN
PLACE RELOCATED BENCH
REMOVED
VEHICULAR PAVING, CONCRETE CURBS & GUTTERS - SEE CIVIL DWGS. TYP.
AS BUILT
Contract No. LRT-552
Date 12-26-96
REV. FENCE HT. FROM 4' TO 6' PER CCO # 62
AS-BUILT PER CCO # 66
AS-BUILT PER CCO # 58
4-95 CONFORMED
NO. DATE REVISIONS BY CHK APRV
KTUA
KAWASAKI THEILACKER UENO + ASSOCIATES
LANDSCAPE ARCHITECTURE + PLANNING
REGISTERED LANDSCAPE ARCHITECT
MICHAEL A. THEILACKER
RLA 1249
EXP. DATE
STATE OF CALIFORNIA
DESIGNED BY RBL 9/94
DRAWN BY MJJ 9/94
CHECKED BY MAT 9/94
MTDB PRJ.ENG. D. RAGLAND
MTDB
Metropolitan Transit Development Board
1255 Imperial Avenue, Suite 1000, San Diego, CA. 92101-7490
LIGHT RAIL GUIDEWAY PROJECT
San Diego
OLD TOWN TRANSIT CENTER
URBAN DESIGN PLAN
SHEET 1 OF 4
SCALE 1" = 20'
MTDB CONTRACT NO. LRT 552
DRAWING NO. HP-1
SHEET NO. 43
FOR REDUCED PLANS ORIGINAL SCALE IS IN INCHES

/usr2/or/552/sothp101.dgn
31-MAY-1994 13:13

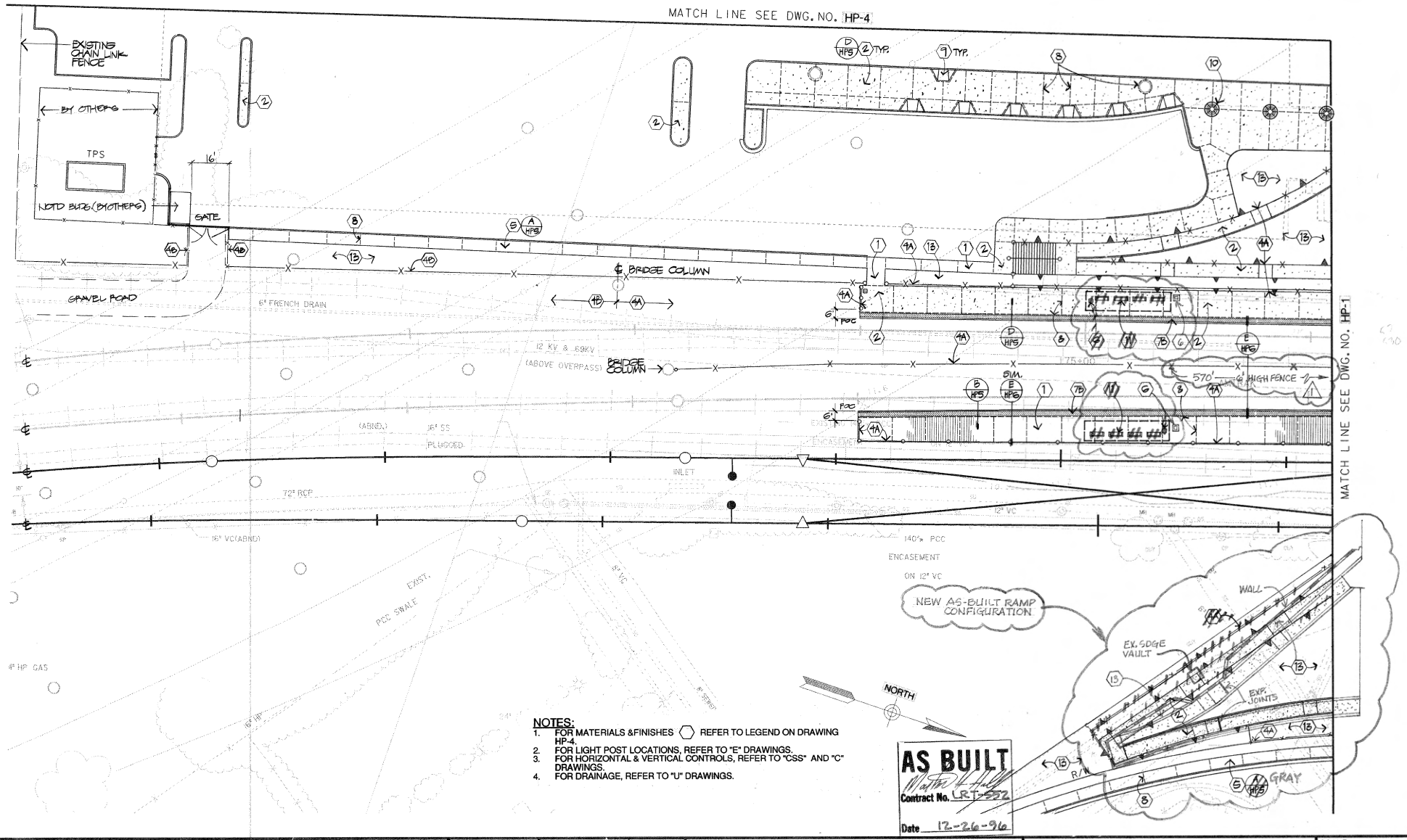

NOTES:
1. FOR MATERIALS &FINISHES ⬡ REFER TO LEGEND ON DRAWING HP-4.
2. FOR LIGHT POST LOCATIONS, REFER TO "E" DRAWINGS.
3. FOR HORIZONTAL & VERTICAL CONTROLS, REFER TO "CSS" AND "C" DRAWINGS.
4. FOR DRAINAGE, REFER TO "U" DRAWINGS.

AS BUILT
Walter Hall
Contract No. LRT-552
Date 12-26-96

NO.	DATE	REVISIONS	BY	CHK	APRV
1	4-95	AS-BUILT PER CCO # 62. CONFORMED			

KTUA — KAWASAKI THEILACKER UENO + ASSOCIATES — LANDSCAPE ARCHITECTURE + PLANNING — 4140 Brownell Dr., Suite 200, San Diego, CA 92122, Phone (619) 452-0300, Fax (619) 452-0410

REGISTERED LANDSCAPE ARCHITECT — MICHAEL A. THEILACKER — RLA 1249 — EXP. DATE 6-30-95 — STATE OF CALIFORNIA

		DATE
DESIGNED BY	RBL	9/94
DRAWN BY	MJJ	9/94
CHECKED BY	MAT	9/94
MTDB PRJ.ENG.	D. RAGLAND	

MTDB
Metropolitan Transit Development Board
1255 Imperial Avenue, Suite 1000, San Diego, CA. 92101-7490

LIGHT RAIL GUIDEWAY PROJECT
San Diego
OLD TOWN TRANSIT CENTER
URBAN DESIGN PLAN
SHEET 2 OF 4

SCALE 1"=20'
MTDB CONTRACT NO. LRT 552
DRAWING NO. HP-2 | SHEET NO. 44

FOR REDUCED PLANS ORIGINAL SCALE IS IN INCHES
MTS DOC NO. PWL355.0-22, WOA355-AE-75

/usr2/ot552/sothp104.dgn
31-MAY-1994 13:57

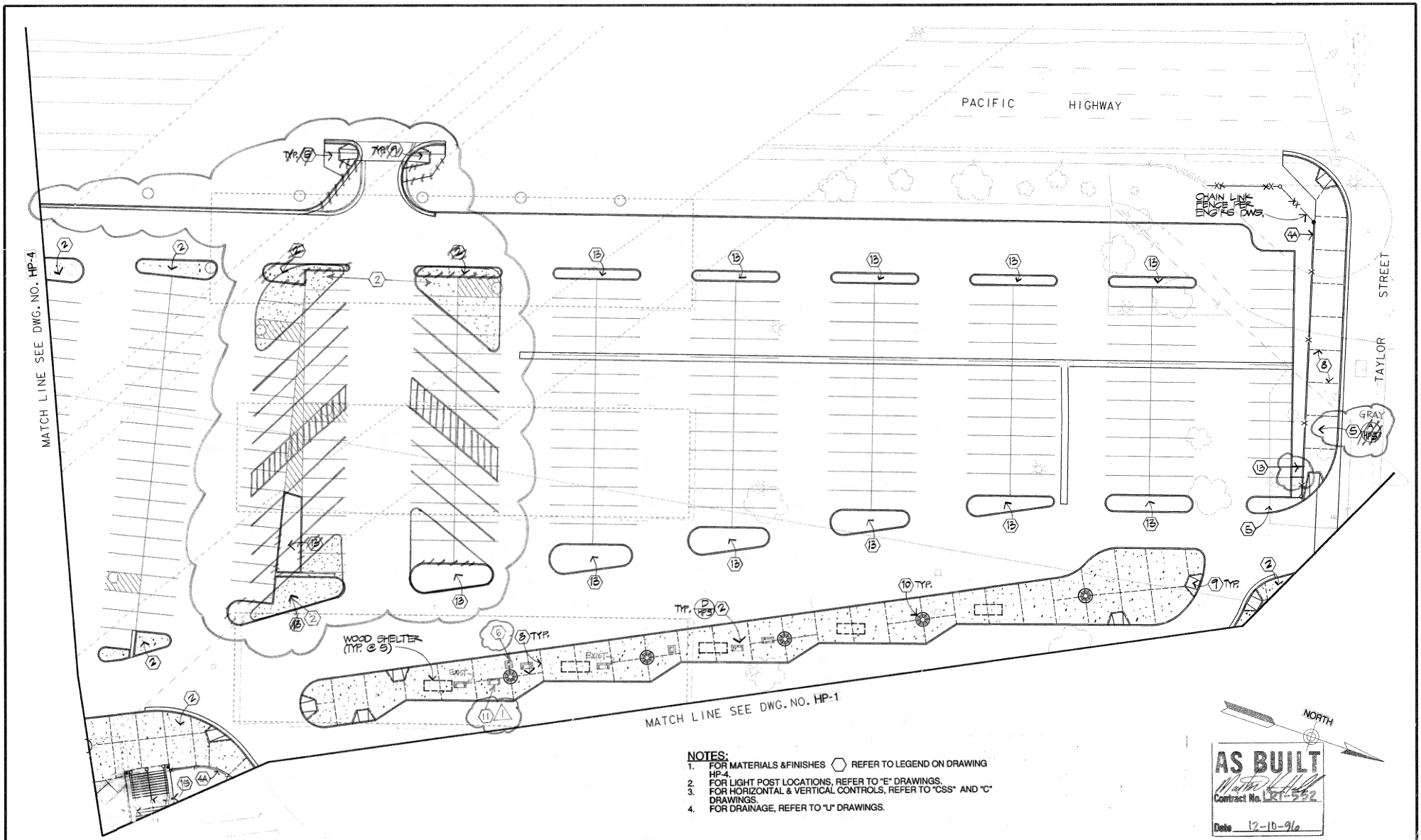

NO.	DATE	REVISIONS	BY	CHK	APRV
1	4-95	(1) NEW BENCH PER CCO #66 CONFORMED			

KTGA KAWASAKI THIELACKER UENO ASSOCIATES — LANDSCAPE ARCHITECTURE + PLANNING

REGISTERED LANDSCAPE ARCHITECT MICHAEL A. THIELACKER RLA 1249 EXP. DATE STATE OF CALIFORNIA

DESIGNED BY RBL	DATE 9/94
DRAWN BY MJJ	9/94
CHECKED BY MAT	9/94
MTDB PRJ.ENG. D. RAGLAND	

MTDB
Metropolitan Transit Development Board
1255 Imperial Avenue, Suite 1000, San Diego, CA. 92101-7490

LIGHT RAIL GUIDEWAY PROJECT
San Diego
OLD TOWN TRANSIT CENTER
URBAN DESIGN PLAN
SHEET 3 OF 4

SCALE	1"=20'
MTDB CONTRACT NO.	LRT 552
DRAWING NO.	HP-3
SHEET NO.	45

FOR REDUCED PLANS ORIGINAL SCALE IS IN INCHES 0 1 2 3

MTD DOC NO. PW/3556.0-32; WOA355.16-75

111

/usr2/or/552/sothp103.dgn
31-MAY-1994 13:43

MATERIAL / FINISH LEGEND

1. INTEGRAL COLOR CONCRETE PAVING W/ STAMPED FINISH (Bomacron "Board-walk" Pattern or approved equivalent.) Refer to Special Provisions.
2. INTEGRAL COLOR CONCRETE PAVING W/ ROCK SALT FINISH. See details per plan. Refer to Special Provisions.
3. GRANITE PLANTER CURB
   3A: @ Conc. Paving see detail A / HP-6.
   3B: @ Conc. Curb see detail D / HP-6.
4. STEEL PICKET SEPARATION FENCE.
   4A: 4'-0" high fence ; 4B: 6'-0" high fence
   See detail A / HP-8.
5. NATURAL COLOR CONCRETE PAVING W/ BROOM FINISH. See details per plan.
6. TRASH RECEPTACLE (20 TOTAL)
   See detail C / HP-7.
7. DETECTABLE WARNING PAVEMENT
   7A: @ LRT Platform see detail B / HP-6.
   7B: @ Train Platform see detail E / HP-6.
8. EXPANSION JOINT
   See detail E / HP-5.
9. PEDESTRIAN RAMP
   Refer to Civil Dwgs.
10. TREE GRATES (8 TOTAL)
    See detail D / HP-8.
    Refer to Special Provisions.
11. WOOD BENCH (46 TOTAL)
    See detail A / HP-7.
12. BICYCLE "HITCHING POST" (2 TOTAL)
    See detail E / HP-7.
13. PLANTING AREA
    Refer to Planting Plans.
14. HANDRAIL
    Refer to "ST" Drawings
15. FLAGPOLE (16 TOTAL)
16. CONCRETE PAVING SEE DWG. X5, SHT. 13

NOTES:
1. FOR MATERIALS &FINISHES ⬡ REFER TO LEGEND.
2. FOR LIGHT POST LOCATIONS, REFER TO "E" DRAWINGS.
3. FOR HORIZONTAL & VERTICAL CONTROLS, REFER TO "CSS" AND "C" DRAWINGS.
4. FOR DRAINAGE, REFER TO "U" DRAWINGS.

PACIFIC HIGHWAY

NORTH

CHAIN LINK FENCE PER ENG'RS DWGS.

EXISTING CHAIN LINK FENCE

TYP. (5)

TYP. (9)

TYP. (8)

TYP. (2) (D HP3)

TYP. (4 HP3) (5)

MATCH LINE SEE DWG. NO. HP-3

MATCH LINE SEE DWG. NO. HP-2

AS BUILT
Contract No. LRT-552
Date 12-10-96

NO.	DATE	REVISIONS	BY	CHK	APRV
	4-95	CONFORMED			

KTGY KAWASAKI THEILACKER UENO ASSOCIATES
LANDSCAPE ARCHITECTURE PLANNING
610 Greenwich Dr. Suite 200 San Diego, CA 92101 Phone (619) 452-0925 Fax (619) 452-0910

REGISTERED LANDSCAPE ARCHITECT MICHAEL A. THEILACKER RLA 1249 5/31/95 EXP. DATE STATE OF CALIFORNIA

DESIGNED BY	RBL	DATE 9/94
DRAWN BY	MJJ	9/94
CHECKED BY	MAT	9/94
MTDB PRJ.ENG.	D. RAGLAND	

MTDB
Metropolitan Transit Development Board
1255 Imperial Avenue, Suite 1000, San Diego, CA. 92101-7490

LIGHT RAIL GUIDEWAY PROJECT
San Diego
OLD TOWN TRANSIT CENTER
URBAN DESIGN PLAN
SHEET 4 OF 4

SCALE 1"=20'
MTDB CONTRACT NO. LRT 552
DRAWING NO. HP-4 SHEET NO. 46
MTS DOC NO. PWL355.022. WP#355-046

FOR REDUCED PLANS 0 1 2 3

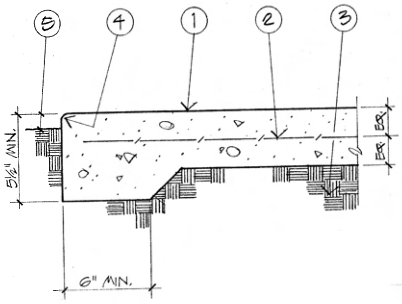

1. 4" MIN. THK. CONC. PVMT. W/ MED. BRM. FIN. PERPENDICULAR TO TRAFFIC*
2. 6×6/10-10 W.W.M.
3. COMPACT SUBGRADE PER SPECIAL PROVISIONS.
4. ½" RADIUS, TYP.
5. 2" TO SOIL LEVEL

* CONFORM TO SITE TRAFFIC FLOW PATTERNS.

A CONCRETE PAVING - SIDEWALKS

NOT TO SCALE

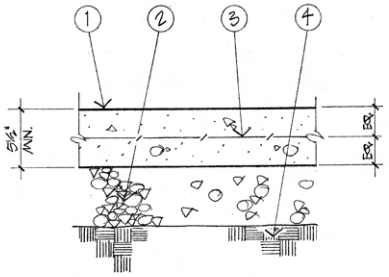

1. CONCRETE PAVING - FINISH PER PLAN ①
2. PLATFORM SUB-BASE - REFER TO ENGR'S DWGS.
3. 6×6/10-10 W.W.M. TYP.
4. COMPACT SUBGRADE PER SPECIAL PROVISIONS

B STAMPED CONCRETE PAVING

NOT TO SCALE

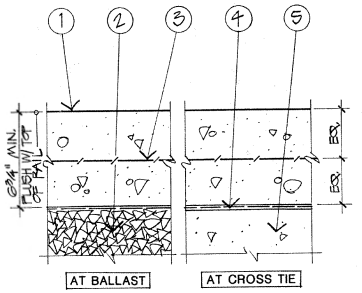

1. CONCRETE PAVING - FINISH PER PLAN
2. BALLAST AS PER SPECIAL PROVISIONS
3. 6×6/10-10 W.W.M. - TYPICAL THRU-OUT
4. PLASTIC BOND BREAKER MEMBRANE BELOW CONC. SLAB - TYP. THR-U-OUT.
5. CONC. CROSS TIE - WHERE OCCURS

C CONCRETE PAVING @ TRACK

NOT TO SCALE

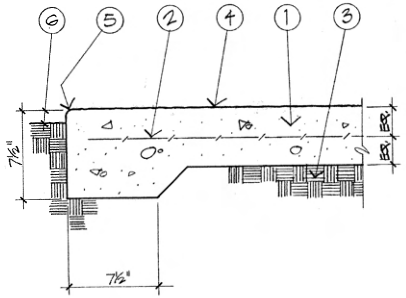

1. 5½" MIN. THK. CONCRETE PAVING
2. 6×6/10-10 W.W.M. TYP. THRU-OUT
3. COMPACT SUBGRADE PER SPECIAL PROVISIONS.
4. ROCK SALT FINISH PER ② SPECIAL PROVISIONS.
5. ½" RADIUS, TYP.
6. 2" TO SOIL LEVEL

D ROCK SALT FINISH CONC. PAVING

NOT TO SCALE

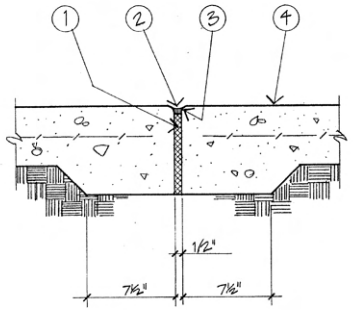

1. EXPANSION JOINT FILLER MATERIAL
2. EXPANSION JOINT SEALANT COMPOUND
3. ¼" RADIUS, TYP.
4. CONCRETE PAVING - TYPE & FINISH AS PER PLAN

E EXPANSION JOINT

NOT TO SCALE

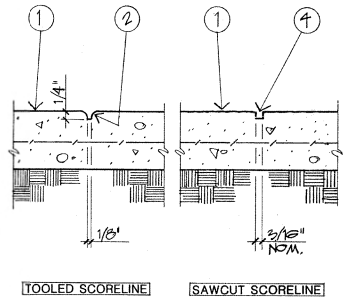

1. CONCRETE PAVING - TYPE & FINISH AS PER PLAN
2. ¼" RADIUS, TYP.
4. ¼" DP. SAWCUT

F TOOLED & SAWCUT SCORELINES

NOT TO SCALE

AS BUILT
Contract No. LRT-552
Date 12-10-96

NO.	DATE	REVISIONS	BY	CHK	APRV
	4-95	CONFORMED			

KTUA — KAWASAKI THEILACKER UENO + ASSOCIATES
LANDSCAPE ARCHITECTURE + PLANNING
6105 Greenwich Drive Suite 200 San Diego, CA 92122 Phone: (619) 452-2626 FAX: (619) 450-9910

REGISTERED LANDSCAPE ARCHITECT — MICHAEL A. THEILACKER — RLA 1249 — EXP. DATE — STATE OF CALIFORNIA

		DATE
DESIGNED BY	RBL	9/94
DRAWN BY	MJJ	9/94
CHECKED BY	MAT	9/94
MTDB PRJ. ENG.	D. RAGLAND	

MTDB
Metropolitan Transit Development Board
1255 Imperial Avenue, Suite 1000, San Diego, CA 92101-7490 (619) 231-1466

LIGHT RAIL GUIDEWAY PROJECT
San Diego

OLD TOWN TRANSIT CENTER
CONSTRUCTION DETAILS
SHEET 1 OF 4

SCALE: AS NOTED
MTDB CONTRACT NO.: LRT-552
DRAWING NO.: HP-5
SHEET NO.: 47

113

MTS DOC NO. PWL355.9-22, WOA355-AE-75

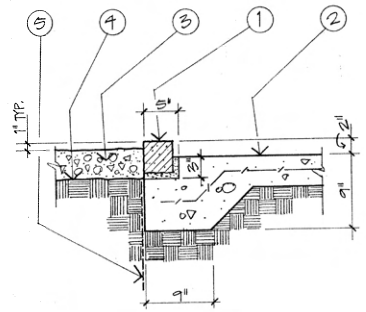

1. 4"W x 8"L x 4½" SPLIT EDGE GRANITE PAVERS PER SPECIAL PROVISIONS - SET IN MORTAR W/ 3/4" W. JOINTS *
2. CONCRETE PAVING - TYPE 5 FINISH PER PLAN - EXTEND W/MIN. DOWN TO THICKENED EDGE
3. 2" MIN. THICK LAYER DECOMPOSED GRANITE AS PER SPECIAL PROVISIONS
4. FINISH GRADE OF SOIL
5. BIO-TYPE ROOT BARRIER WHERE REQUIRED - REFER TO PLANTING PLAN FOR LOCATIONS

* NOTE:
LEAVE OPEN VERTICAL JOINTS @ LOW POINTS FOR SURFACE DRAINAGE.

A GRANITE PLANTER CURB at Concrete Paving
SCALE: 1-1/2" = 1'- 0"

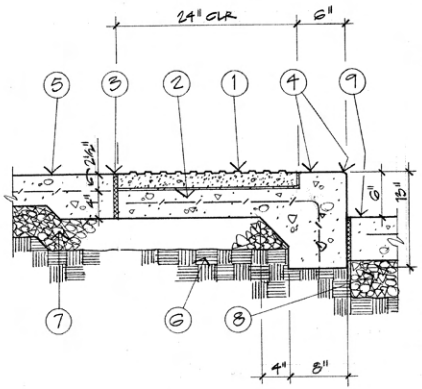

1. PRECAST CONCRETE DETECTABLE WARNING PAVEMENT - INSTALL AS PER MFR'S RECOMMENDATION.
2. 4" MIN. THK. CONC. SLABLAB W/ 6X6/10/10 W.W.M. CONT.
3. EXPANSION JOINT (WHERE OCCURS) (E HPS)
4. 6"W x 12" MIN. DP CONC. CURB W/ 1/2" R., TYP.
5. CONCRETE PAVING - REFER TO PLAN FOR TYPE 5 FINISH
6. COMPACT SUBGRADE PER SPECIAL PROVISIONS.
7. TRACK PLATFORM SUB-BASE - REFER TO C DRAWINGS
8. BALLAST BY OTHERS
9. CONC. PAVING @ TRACK (C HPS)

B DETECTABLE WARNING PAVEMENT at LRT Platform
SCALE: 1-1/2" = 1'- 0"

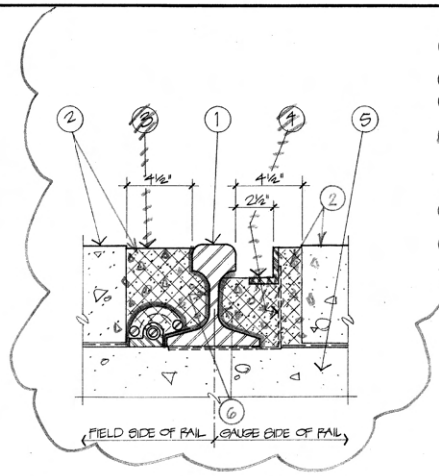

1. RAIL W/ SPRING CLIPS
2. PAVING PER PLAN, TYP.
3. AC PAVING (PAVED AND COMPACTED)
4. 2" x 2½" x 2/8" STEEL ANGLE W/ FLANGEWAY CLIPS @ 21-0" OC. MIN. OR PER ENGINEER'S APPROVAL)
5. CONC. CROSS TIE BY OTHERS
6. 30 MIL PLASTIC

C RAIL DETAIL
NOT TO SCALE

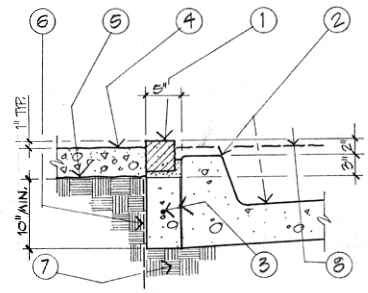

1. 4"W x 8"L x 4¼" SPLIT EDGE GRANITE PAVERS PER SPECIAL PROVISIONS - SET IN MORTAR W/ 3/4" W. JOINTS *
2. CONCRETE CURB & GUTTER - WHERE OCCURS) - REFER TO CIVIL DWGS.
3. CONCRETE W/ #4 REBAR CONT. (LAP SPLICES 15" MIN.)
4. 2" MIN. THK. LAYER DECOMPOSED GRANITE AS PER SPECIAL PROVISIONS (2 PLACES)
5. FINISH GRADE OF SOIL
6. BIO-TYPE ROOT BARRIER WHERE REQUIRED - REFER TO PLANTING PLAN FOR LOCATIONS
7. COMPACT SUBGRADE PER SPECIAL PROVISIONS
8. BALLAST & TRACK (WHERE OCCURS)

* NOTE
LEAVE OPEN VERTICAL JOINTS @ LOW POINTS FOR SURFACE DRAINAGE.

D GRANITE PLANTER CURB at Concrete Curb
SCALE: 1-1/2" = 1'- 0"

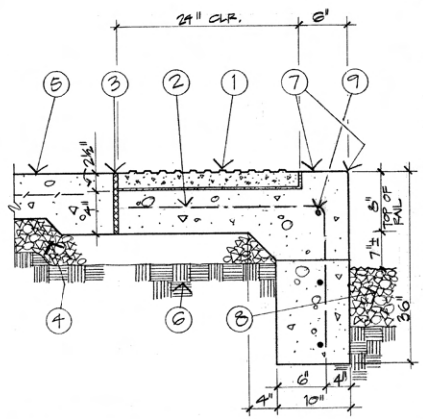

1. PRECAST CONCRETE DETECTABLE WARNING PAVEMENT - INSTALL AS PER MFR'S RECOMMENDATION
2. 4" THICK CONCRETE SLABLAB W/ #4 REBAR @ 16" O.C.
3. EXPANSION JOINT (E HPS)
4. SUB-BASE - REFER TO ENGINEER'S DWGS. (WHERE OCCURS)
5. CONCRETE PAVING - REFER TO PLAN FOR TYPE 9 FINISH
6. COMPACT SUBGRADE PER SPECIAL PROVISIONS
7. 8" WIDE CONCRETE CURB W/ 1/2" R., TYP.
8. BALLAST BY OTHERS
9. #4 REBAR (3) CONT.

NOTE:
ITEM #'S 1 & 3 ARE TO BE OMITTED WHEN "SIM. COND" IS REF'D.

E DETECTABLE WARNING PAVEMENT at Train Platform
SCALE: 1-1/2" = 1'- 0"

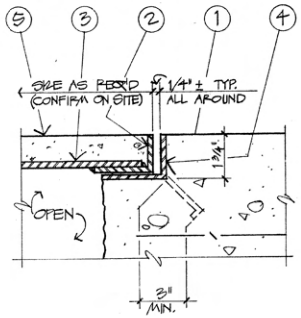

1. CONCRETE PAVING - REFER TO PLANS FOR FINISH AND/OR DETAIL REQUIRED
2. 2" x 1¼" x 3/8" STEEL ANGLE AS EDGE SUPPORT (ALL AROUND)
3. 3/8" THK. STEEL PLATE (WELD CONT. TO ANGLE EDGES.
4. 2" x 1¾" x 3/8" STL. ANGLE FRAME W/ ½" ø ANCHORS @ 12" O.C. MAX.
5. CONCRETE PAVING FILL (MATCH ADJ. FINISH & COLOR)

AS BUILT
Walter H. Hall
Contract No. LRT-552
Date 12-10-96

F VAULT / PULL BOX DETAIL
NOT TO SCALE

NO.	DATE	REVISIONS	BY	CHK	APRV
	4-95	CONFORMED			

KTUA — KAWASAKI THEILACKER UENO + ASSOCIATES
LANDSCAPE ARCHITECTURE + PLANNING
6165 Greenwich Drive, Suite 200, San Diego, CA 92122, Phone: (619) 452-0505, FAX: (619) 452-0510

REGISTERED LANDSCAPE ARCHITECT — MICHAEL A. THEILACKER — RLA 1269 — 5/31/96 EXPIRES — STATE OF CALIFORNIA

		DATE
DESIGNED BY	RBL	9/94
DRAWN BY	MJJ	9/94
CHECKED BY	MAT	9/94
MTDB PRJ. ENG.	D. RAGLAND	

MTDB
Metropolitan Transit Development Board
1255 Imperial Avenue, Suite 1000, San Diego, CA 92101-7490 (619) 231-1466

LIGHT RAIL GUIDEWAY PROJECT
San Diego
OLD TOWN TRANSIT CENTER
CONSTRUCTION DETAILS
SHEET 2 OF 4

SCALE	
AS NOTED	
MTDB CONTRACT NO.	LRT-552
DRAWING NO.	SHEET NO.
HP-6	48

114

MTS DOC NO. PWL355.0-22, WOA351-AB-75

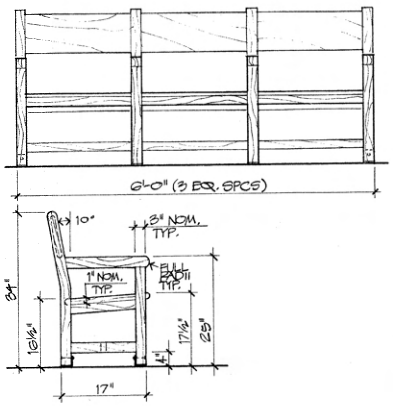

CONSTRUCTION NOTES:

1. PROVIDE & SUBMIT SHOP DRAWINGS.
2. ALL WOOD MEMBERS TO BE CEDAR SAS. PROVIDE CLEAR SEAL FINISH.
3. EASE ALL EDGES & CORNERS.
4. BENCH TO BE ANCHORED @ THE FOUR OUTSIDE LEGS PER DTL. D/HP-7. PROVIDE METAL SPACERS @ THE FOUR INSIDE LEGS AS REQUIRED FOR STABILITY.
5. ALL JOINTING TO BE DOWELLED & GLUED.

A WOOD BENCH

SCALE: 1" = 1'-0"

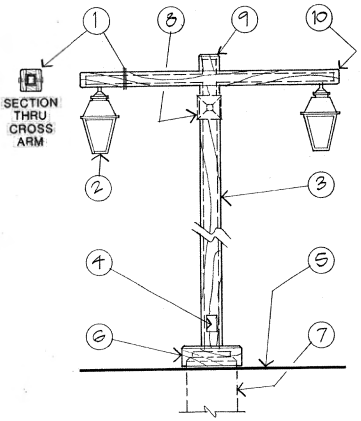

1. 1x RESAWN CEDAR OVER MTL. CROSS ARM W/ 2x WOOD END CAPS (BOLT TO CROSS ARM W/ ¼" Ø MTG. @ ½ I.D.C. MAX.)
2. LIGHT FIXTURE - REFER TO ELECTRICAL DWGS.
3. 1x RESAWN CEDAR OVER 20GA. STL. TUBING W/ 2x WOOD TOP CAP
4. CUTOUT FOR HANDHOLE
5. FINISH GRADE PER PLAN
6. 2x8 RESAWN CEDAR PASE W/ COVER TO COVER EXPOSED FTG. W/ 11.25° CHAMFER ALL AROUND & SET 1" ABOVE FINISH GRADE
7. CONC. FTG - REFER TO ELECTRICAL DWGS.
8. SPEAKER WHERE OCCURS
9. ½" 45° CHAMFER
10. ½" RADIUS, TYPICAL

NOTES:

1. EASE ALL EDGES & CORNERS W/ ½" R.
2. COUNTERSINK ALL BOLTS & NUTS - FILL AS REQ'D.
3. FINISH AS PER SPECIAL PROVISIONS.

B WOOD CLAD LIGHT POST

NOT TO SCALE

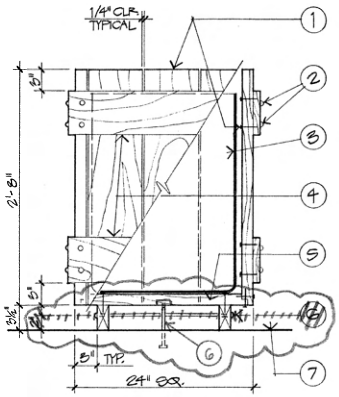

1. 2x8 R/S CEDAR W/ GALV. WOOD SCREWS (2 MIN. PER CONNECTION)
2. (2) ½"Ø x 2½"L GRND LAG BOLTS, (10 PAIRS)
3. RUBBERMAID #3269 RIGID LINER W/ DRAIN HOLES
4. 1x6 CEDAR RAILS (ALL 4 SIDES) TOP & BOTTOM
5. BOTTOM CONSTRUCTED FROM 2x8's W/ RABBET JOINTING & GALV. WOOD SCREWS AS REQ'D.
6. BASE CONSTRUCTED FROM 2x4's ON END W/ ½"Ø THREADED ROD (ROD THROUGH ~~HOLE~~ SLOT) SET IN CONC.
7. CONCRETE PAVING PER PLANS

NOTES:

1. PROVIDE & SUBMIT SHOP DWGS.
2. EASE ALL EDGES & CORNERS.
3. SHIM AS REQ'D TO SET LEVEL.
4. ALL WOOD TO BE SAS
5. FINISH PER SPECIAL PROVISIONS.

C TRASH RECEPTACLE

SCALE: 1-1/2" = 1'-0"

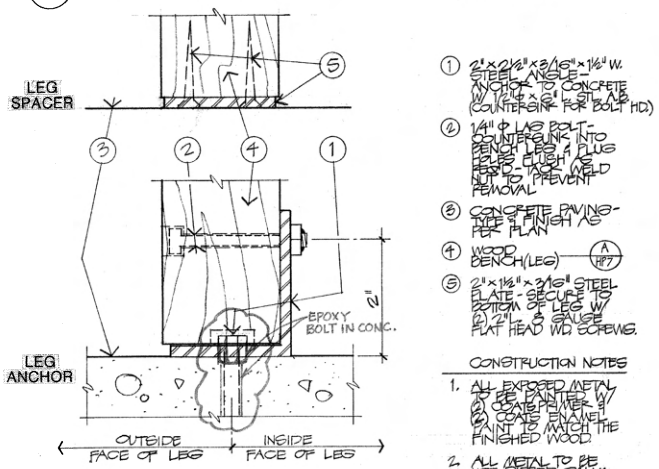

1. 2"x2½"x3/16"x1½" W. STEEL ANGLE - ANCHOR TO CONCRETE W/ ½"Ø x 2½" L STL. AB (COUNTERSINK FOR BOLT HD)
2. ¼" Ø HSS BOLT - COUNTERSUNK INTO BENCH LEG & PLUG FLUSH AS REQ'D. TACK WELD NUT TO PREVENT REMOVAL
3. CONCRETE PAVING - TYPE & FINISH AS PER PLAN
4. WOOD BENCH (LEG) (A/HP7)
5. 2"x1½"x3/16" STEEL PLATE - SECURE TO BOTTOM OF LEG W/ (2) 2" #8 GAUGE FLAT HEAD WD SCREWS.

CONSTRUCTION NOTES

1. ALL EXPOSED METAL TO BE PAINTED W/ (2) COATS PRIMER & (2) COATS ENAMEL PAINT TO MATCH THE FINISHED WOOD.
2. ALL METAL TO BE HOT-DIPPED GALVANIZED.

D WOOD BENCH ANCHORAGE

NOT TO SCALE

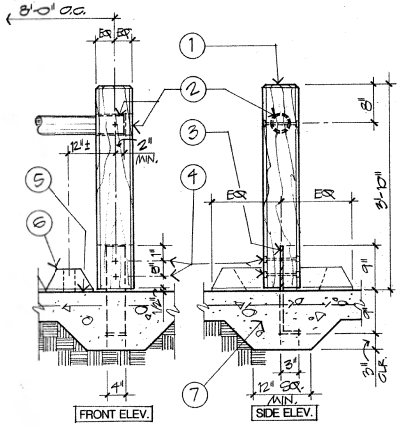

RESAWN

1. 8x8 WD. POST W/ ½" 45° CHAMFER @ ALL EDGES & CORNERS - CUT SLOT & CASE FOR ANGLE PLATE - PROVIDE CLEAR SEAL FINISH
2. 4"OD. SCH40 GALV. STL. PIPE - DRILL HOLE THRU POST & SET PIPE W/ ½"ø COUNTERSUNK STL. BOLT THRU - PLUG HOLES FLUSH AS REQ'D.
3. 16½"x3"x3/8"x4"W. STEEL ANGLE SET IN CONC.
4. (2) ½"ø STEEL BOLTS THRU - COUNTERSUNK 1"DP. & PLUG HOLES FLUSH AS REQ'D.
5. CONCRETE PAVING TYPE & FINISH AS PER PLAN
6. PRECAST CONCRETE BIKE RACK (6 TOTAL) - BUILT TOGETHER & FLUSH TO PAVING PER LAYOUT & REF. REFER TO SPECIAL PROVISIONS
7. THICKENED CONC. SLAB AT POSTS.

1. NOTE: METAL RAIL TO BE PAINTED W/ (2) COATS PRIMER & (2) COATS OF BLACK ENAMEL PAINT.

E BICYCLE "HITCHING POST"

NOT TO SCALE

AS BUILT
Contract No. LRT-552
Date 12-10-96

NO.	DATE	REVISIONS	BY	CHK	APRV
	4-95	CONFORMED			

KTUA — KAWASAKI THEILACKER UENO + ASSOCIATES
LANDSCAPE ARCHITECTURE + PLANNING
6165 Greenwich Drive, Suite 200, San Diego, CA 92122, Phone: (619) 450-1810, FAX: (619) 450-1818

REGISTERED LANDSCAPE ARCHITECT — MICHAEL A. THEILACKER — RLA 1249 — 31 DEC 96 — STATE OF CALIFORNIA

		DATE
DESIGNED BY	RBL	9/94
DRAWN BY	MJJ	9/94
CHECKED BY	MAT	9/94
MTDB PRJ. ENG.	D. RAGLAND	

MTDB
Metropolitan Transit Development Board
1255 Imperial Avenue, Suite 1000, San Diego, CA 92101-7490 (619) 231-1466

LIGHT RAIL GUIDEWAY PROJECT
San Diego
OLD TOWN TRANSIT CENTER
CONSTRUCTION DETAILS
SHEET 3 OF 4

SCALE	
AS NOTED	
MTDB CONTRACT NO.	LRT-552
DRAWING NO.	SHEET NO.
HP-7	4-9

115

MTS DOC NO. PWL355.0-22, WOA355-AS-75

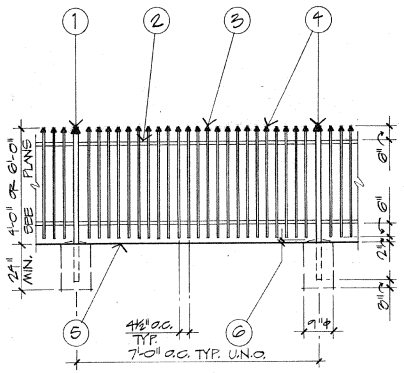

1. 2" SQ. 16 GA. STEEL TUBE POSTS @ 7'-0" MAX. O.C. W/ 9"φ x 24" DP. CONCRETE FOOTING
2. 1½" SQ. 18 GA. STEEL TUBE RAILING @ TOP & BOTTOM
3. 5/8" SQ. STEEL TUBE PICKETS @ 4½" O.C.
4. DECORATIVE 'APPROWHEAD' CAP - SUBMIT SAMPLE
5. FINISH GRADE AS PER PLAN, CONC. PAVING, OR CONC. CURB WHERE APPLICABLE (REFER TO PLANS)
6. 1/2" ABOVE GRADE @ UNPAVED AREAS AND @ PLATFORM.

NOTES

1. PROVIDE WELDED STD. CONSTRUCTION.
2. ALL METAL TO BE PAINTED W/ (2) COATS PRIMER & (2) COATS BLACK ENAMEL PAINT.
3. PROVIDE & SUBMIT SHOP DRAWINGS.

A STEEL PICKET SEPARATION FENCE

NOT TO SCALE

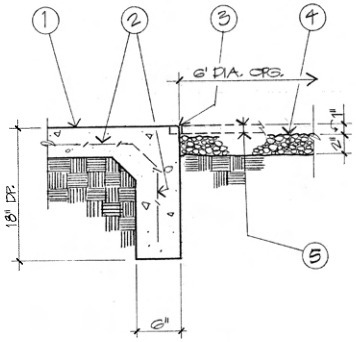

1. CONCRETE PAVING - TYPE & FINISH AS PER PLAN
2. EXTEND W.W.M. DOWN @ THICKENED EDGE
3. 1/2" RADIUS, TYP.
4. 2" LAYER PEA GRAVEL
5. TREE GRATE - WHEN INDICATED ON PLAN. INSTALL GRATE AND FRAME PER MANUFACTURER'S WRITTEN INSTRUCTIONS.

B TREE WELL DETAIL

NOT TO SCALE

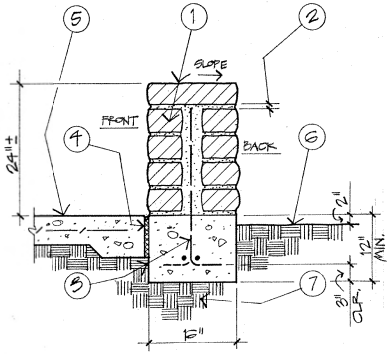

1. 6x4x16 ADOBE BRICKS PER SPECIAL PROVISIONS - COURSING TO BE RUNNING BOND @ FRONT & BACK, SOLDIER COURSE @ TOP, AND STACKED BOND @ EA. END
2. 3/4"± MORTAR JOINTS - COLOR TO MATCH ADOBE - W/ CONCAVE JOINTS
3. CONCRETE FOOTING W/ (2) #4 REBARS CONT. - HORIZ. & #4'S @ 16" O.C. - VERT. - ALTERNATE BENDS @ FOOTING - GROUT CAVITY BTWN. FRONT & BACK COURSINGS SOLID.
4. EXPANSION JOINT (E / HP5)
5. CONCRETE PAVING - TYPE & FINISH PER PLAN
6. SOIL LEVEL @ PLANTER AREA
7. 95% MIN. COMPACTED SUBGRADE TO 12" DP. MIN.

NOTE:

PROVIDE REQUIRED 1/2" VERTICAL EXPANSION JOINTS @ 20' O.C. MAX. IN WALL.

C ADOBE SEAT WALL

NOT TO SCALE

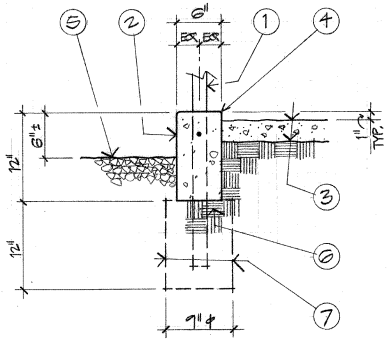

1. STEEL PICKET SEPARATION FENCE (A / -)
2. CONCRETE CURB W/ #4 REBAR
3. D.G. OR FINISH GRADE OF SOIL @ PLANTER
4. 1/2" RADIUS, TYPICAL
5. BALLAST @ TRACK
6. COMPACT SUBGRADE PER SPECIAL PROVISIONS
7. CONCRETE FOOTING FOR FENCE POST WHERE OCCURS

D CONCRETE CURB AT FENCE

SCALE: 1-1/2" : 1'-0"

AS BUILT
Contract No. LRT-552
Date 12-10-96

NO.	DATE	REVISIONS	BY	CHK	APRV
	4-95	CONFORMED			

KTUA
KAWASAKI THEILACKER UENO + ASSOCIATES
LANDSCAPE ARCHITECTURE + PLANNING
6165 Greenwich Drive Suite 200 San Diego, CA 92122 Phone: (619) 452-2826 FAX: (619) 452-6610

REGISTERED LANDSCAPE ARCHITECT MICHAEL A. THEILACKER RLA 1249 EXP. DATE 9/31/95 STATE OF CALIFORNIA

DESIGNED BY	DATE
RBL	9/94
DRAWN BY MJJ	9/94
CHECKED BY MAT	9/94
MTDB PRJ. ENG. D. RAGLAND	

MTDB
Metropolitan Transit Development Board
1255 Imperial Avenue, Suite 1000, San Diego, CA 92101-7490 (619) 231-1466

LIGHT RAIL GUIDEWAY PROJECT
San Diego

OLD TOWN TRANSIT CENTER
CONSTRUCTION DETAILS
SHEET 4 OF 4

SCALE: AS NOTED
MTDB CONTRACT NO.: LRT-552
DRAWING NO.: HP-8
SHEET NO.: 50

116

MTS DOC NO. PWL355.0-22, WOA355-AE-75

/usr2/or552/sothp102.dgn
31-MAY-1994 13:30

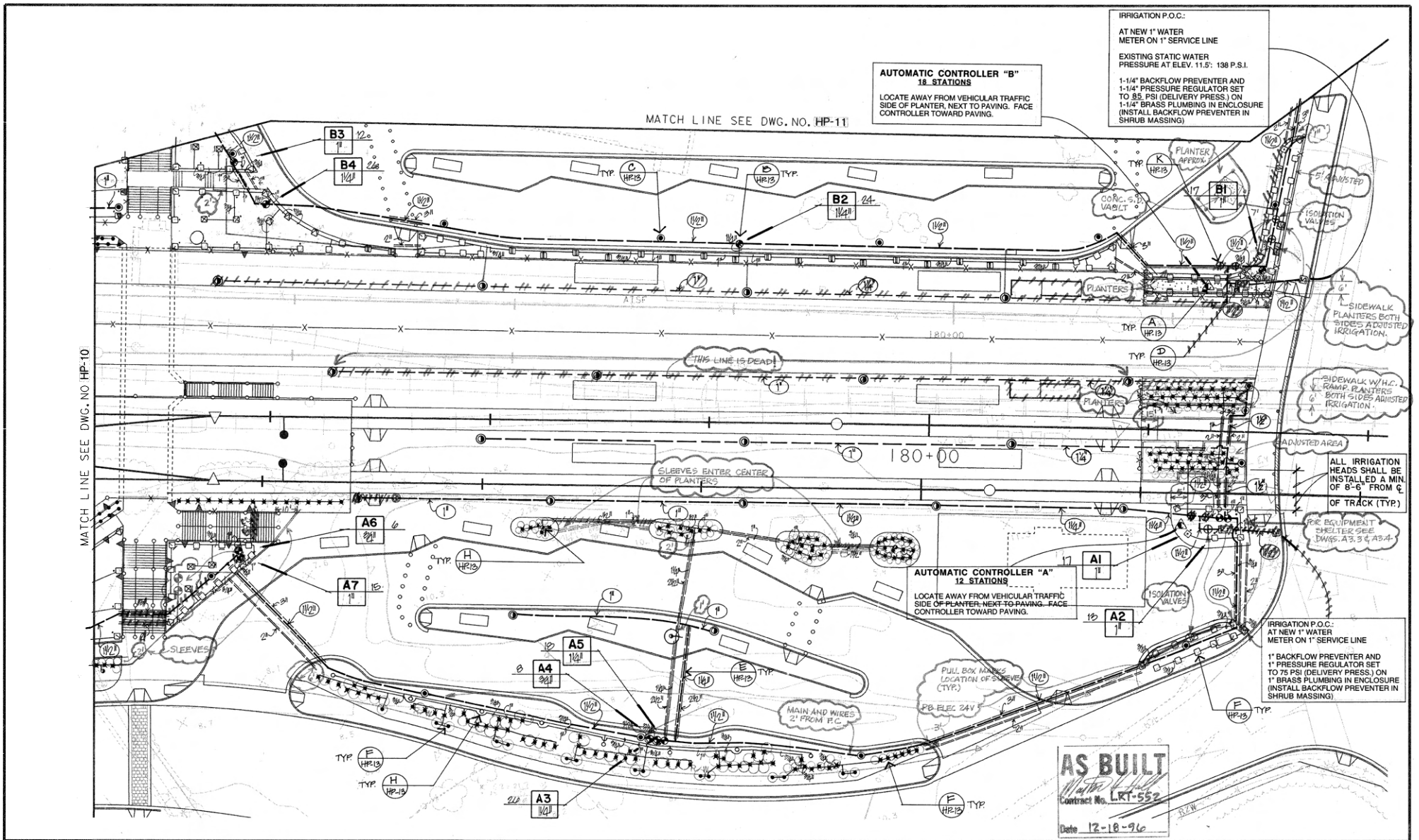

NO.	DATE	REVISIONS	BY	CHK	APRV
	4-95	CONFORMED			

KTUA KAWASAKI THEILACKER UENO + ASSOCIATES
LANDSCAPE ARCHITECTURE + PLANNING
6160 Cornerstone Dr. Suite 200 San Diego, CA 92121 Phone (619) 450-0900 Fax (619) 452-6610

REGISTERED LANDSCAPE ARCHITECT MICHAEL A. THEILACKER RLA 1248 EXP. DATE STATE OF CALIFORNIA

DESIGNED BY BE	DATE 9/94
DRAWN BY BE	9/94
CHECKED BY MAT	9/94
MTDB PRJ.ENG. D. RAGLAND	

MTDB
Metropolitan Transit Development Board
1255 Imperial Avenue, Suite 1000, San Diego, CA. 92101-7490

LIGHT RAIL GUIDEWAY PROJECT
San Diego
OLD TOWN TRANSIT CENTER
IRRIGATION PLAN
SHEET 1 OF 4

SCALE	1"=20'
MTDB CONTRACT NO.	LRT 552
DRAWING NO.	HP-9
SHEET NO.	51

FOR REDUCED PLANS ORIGINAL SCALE IS IN INCHES 0 1 2 3

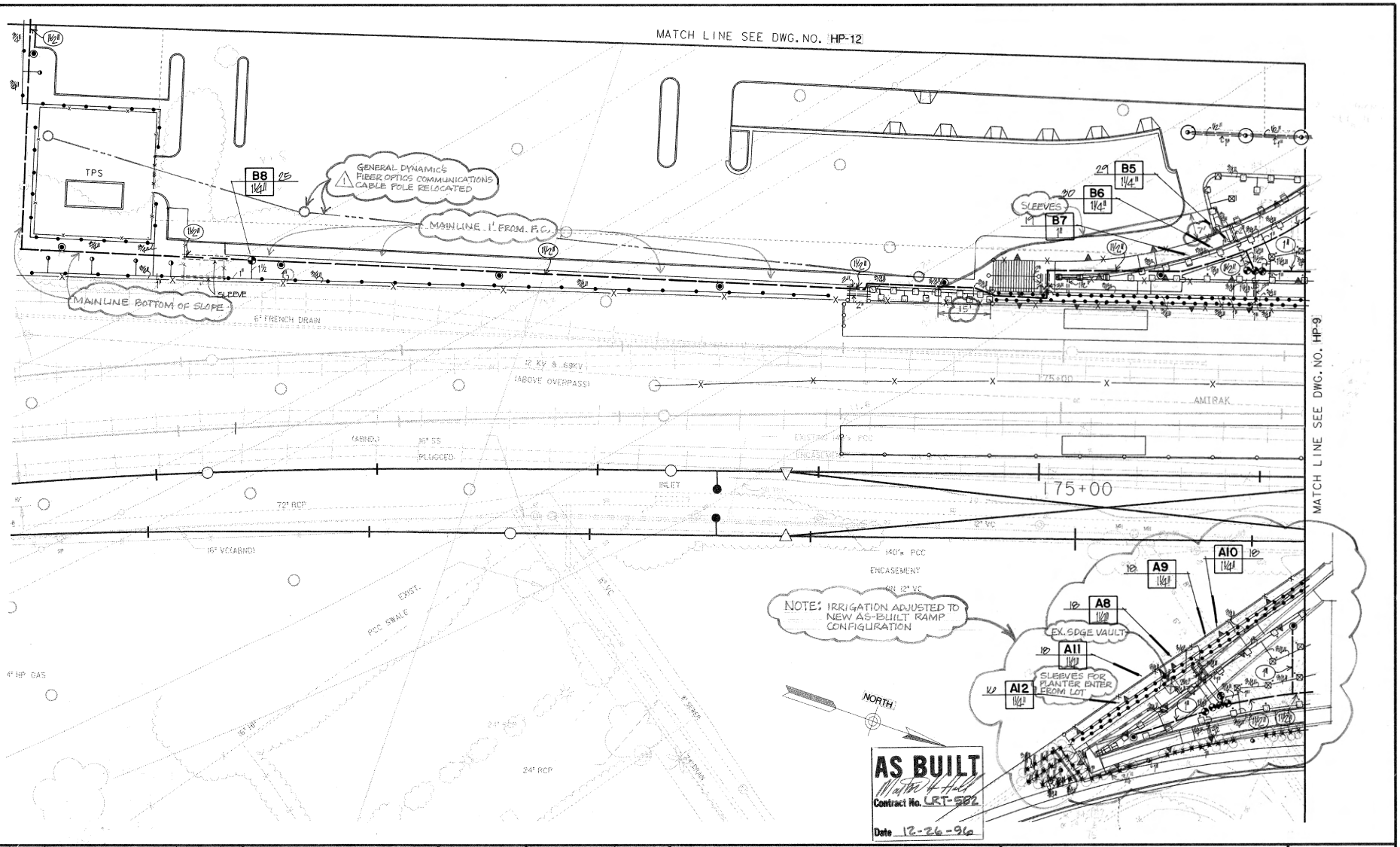

NO.	DATE	REVISIONS	BY	CHK	APRV
1	4-95	AS-BUILT PER CCO #19			

KUA — KAWASAKI THEILACKER UENO + ASSOCIATES — LANDSCAPE ARCHITECTURE + PLANNING

REGISTERED LANDSCAPE ARCHITECT — MICHAEL A. THEILACKER — RLA 1249 — RENEWAL DATE — STATE OF CALIFORNIA

DESIGNED BY BE	DATE 9/94
DRAWN BY BE	9/94
CHECKED BY MAT	9/94
MTDB PRJ.ENG. D. RAGLAND	

MTDB
Metropolitan Transit Development Board
1255 Imperial Avenue, Suite 1000, San Diego, CA. 92101-7490

LIGHT RAIL GUIDEWAY PROJECT
San Diego
OLD TOWN TRANSIT CENTER
IRRIGATION PLAN
SHEET 2 OF 4

SCALE 1"=20'
MTDB CONTRACT NO. LRT 552
DRAWING NO. HP-10 SHEET NO. 52

FOR REDUCED PLANS ORIGINAL SCALE IS IN INCHES 0 1 2 3

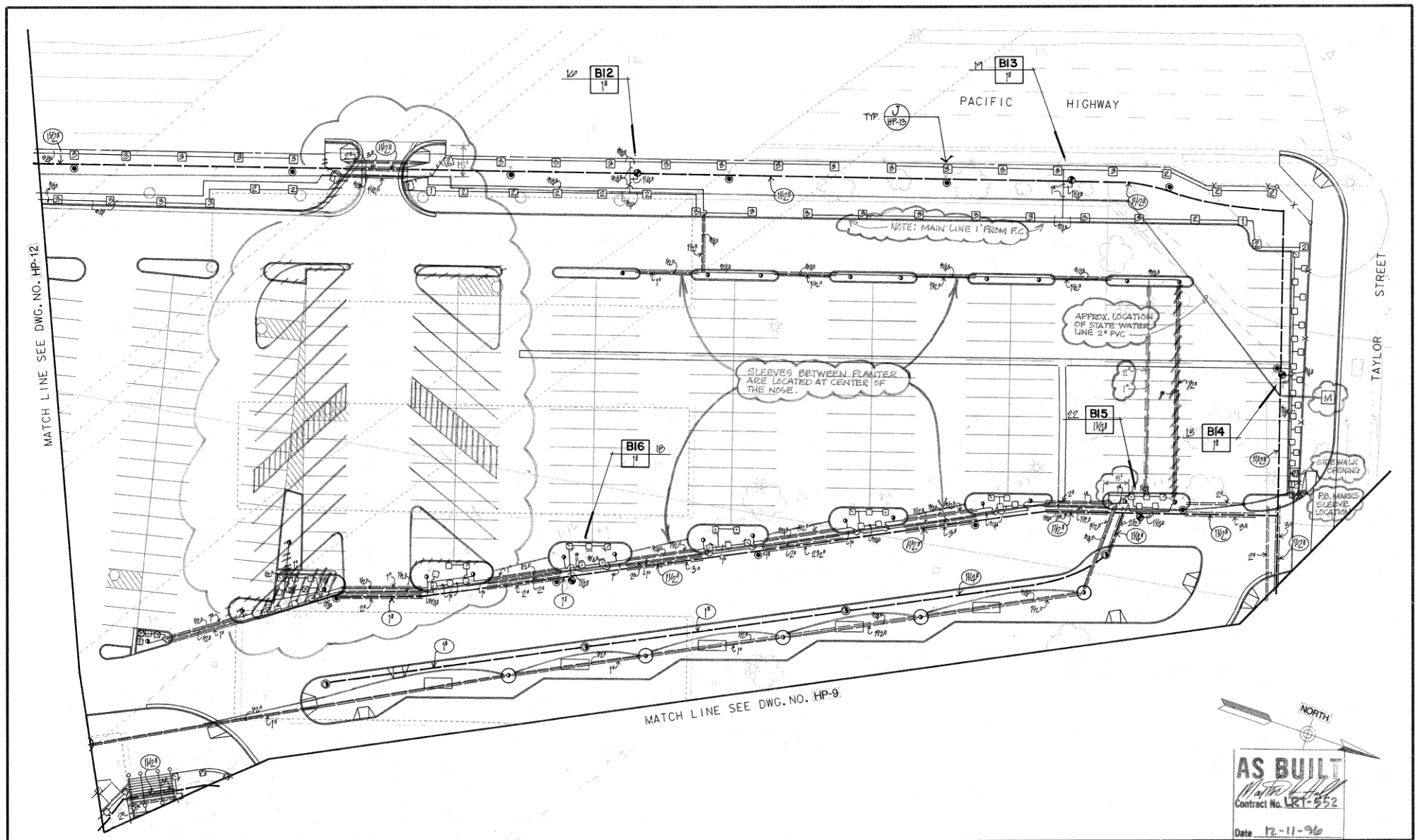

NO.	DATE	REVISIONS	BY	CHK	APRV
	4-95	CONFORMED			

KTUA
KAWASAKI THEILACKER UENO + ASSOCIATES
LANDSCAPE ARCHITECTURE + PLANNING

REGISTERED LANDSCAPE ARCHITECT MICHAEL A. THEILACKER RLA 1249 EXP. DATE STATE OF CALIFORNIA

	DATE
DESIGNED BY BE	9/94
DRAWN BY BE	9/94
CHECKED BY MAT	9/94
MTDB PRJ.ENG. D. RAGLAND	

MTDB
Metropolitan Transit Development Board
1255 Imperial Avenue, Suite 1000, San Diego, CA. 92101-7490

LIGHT RAIL GUIDEWAY PROJECT
San Diego
OLD TOWN TRANSIT CENTER
IRRIGATION PLAN
SHEET 3 OF 4

SCALE 1"=20'
MTDB CONTRACT NO. LRT 552
DRAWING NO. HP-11
SHEET NO. 53

FOR REDUCED PLANS ORIGINAL SCALE IS IN INCHES 0 1 2 3

/usr2/or/552/sothp103.dgn
31-MAY-1994 13:41

IRRIGATION NOTES

1. IRRIGATION SYSTEMS ARE TO BE INSTALLED AS SHOWN ON THE PLANS AND IN ACCORDANCE TO REQUIREMENTS OF LOCAL CODES AS OF THE APPROVED DATE OF THESE PLANS..
2. THESE SYSTEMS ARE DESIGNED ACCORDING TO AVAILABLE PRESSURE AT THE POINT OF CONNECTION AND ARE TO SUPPLY A MINIMUM OF 40 PSI AT THE SPRINKLER HEADS.
3. CONTRACTOR SHALL VERIFY A STATIC WATER PRESSURE OF 138 PSI AT POINT OF CONNECTION (ELEV. 11.5) PRIOR TO ORDERING ANY IRRIGATION MATERIALS AND PROCEEDING WITH INSTALLING IRRIGATION SYSTEM. IF THE CONTRACTOR FAILS TO NOTIFY THE RESIDENT ENGINEER SHOULD THE STATIC WATER PRESSURE FOUND BE DIFFERENT, CONTRACTOR SHALL BE RESPONSIBLE FOR ANY CHANGES AND ADDITIONS THAT MAY OCCUR TO THE SYSTEMS.
4. IRRIGATION MAINLINE IS SHOWN DIAGRAMMATICALLY. INSTALL IN PLANTING AREAS WHENEVER POSSIBLE. CONTRACTOR SHALL INSTALL MAINLINE WHENEVER POSSIBLE 18" FROM WALKS, CURBS AND WALLS.
5. VERIFY EXACT LOCATION OF ALL UNDERGROUND UTILITIES WITHIN WORK AREA PRIOR TO START OF CONSTRUCTION.
6. INSTALL QUICK COUPLING VALVES AND REMOTE CONTROL VALVES ADJACENT TO WALKS AND CURBS (12" MAX. FROM SUCH EDGES) IN PLANTING AREAS WHENEVER POSSIBLE . IN NO CASE SHALL VALVES BE LOCATED IN PAVED AREAS.
7. ALL LATERAL END RUNS ARE 1/2" SIZE UNLESS INDICATED OTHERWISE.
8. ALL IRRIGATION LINES UNDER PAVING SHALL BE SLEEVED WITH PVC SCH 40 PIPE. SLEEVE SHALL BE 2 TIMES THE DIAMETER OF PIPE TO BE SLEEVED.
9. LOW-VOLTAGE WIRE UNDER PAVING SHALL BE INSTALLED IN PVC SCH 40 SLEEVES AT LEAST 2 TIMES THE DIAMETER OF WIRE BUNDLE; KEEP SEPARATE FROM WATER LINE SLEEVES INDICATED ON PLANS.
10. LOW VOLTAGE WIRING ROUTE SHALL BE SHOWN ON THE "AS-BUILT" DRAWINGS.
11. WHERE LOW HEAD DRAINAGE OCCURS THE CONTRACTOR SHALL INSTALL AN ANTI-DRAIN VALVE UNDER EACH SPRINKLER HEAD . THE ANTI-DRAIN VALVE WILL BE THE SAME DIAMETER SIZE AS THE RISER AND SHALL BE INTEGRATED INTO THE RISER ASSEMBLY. VALVE SHALL BE "VALCON ADV", OR AN APPROVED EQUAL. IN THE CASE OF POP-UP HEADS, THE MANUFACTURER'S INTEGRATED CHECK VALVE CAN BE USED.
12. ALL SPRAY AND ROTOR HEADS SHALL BE POP-UP HEADS.
13. CONTRACTOR SHALL SUPPLY TO THE OWNER THESE SPARE PARTS:
    1. 5% OF TOTAL NUMBER OF EACH TYPE OF SPRINKLER HEAD, NOZZLE, SCREEN, AND PRESSURE COMPENSATING INSERT.
    2. (5) CONTROLLER CABINET KEYS AND ENCLOSURE KEYS.
14. ALL SPRINKLER HEADS SHALL BE INSTALLED AND ADJUSTED TO KEEP WATER AND SPRAY OFF ALL PAVING, WALKS, WALLS AND OTHER STRUCTURES.

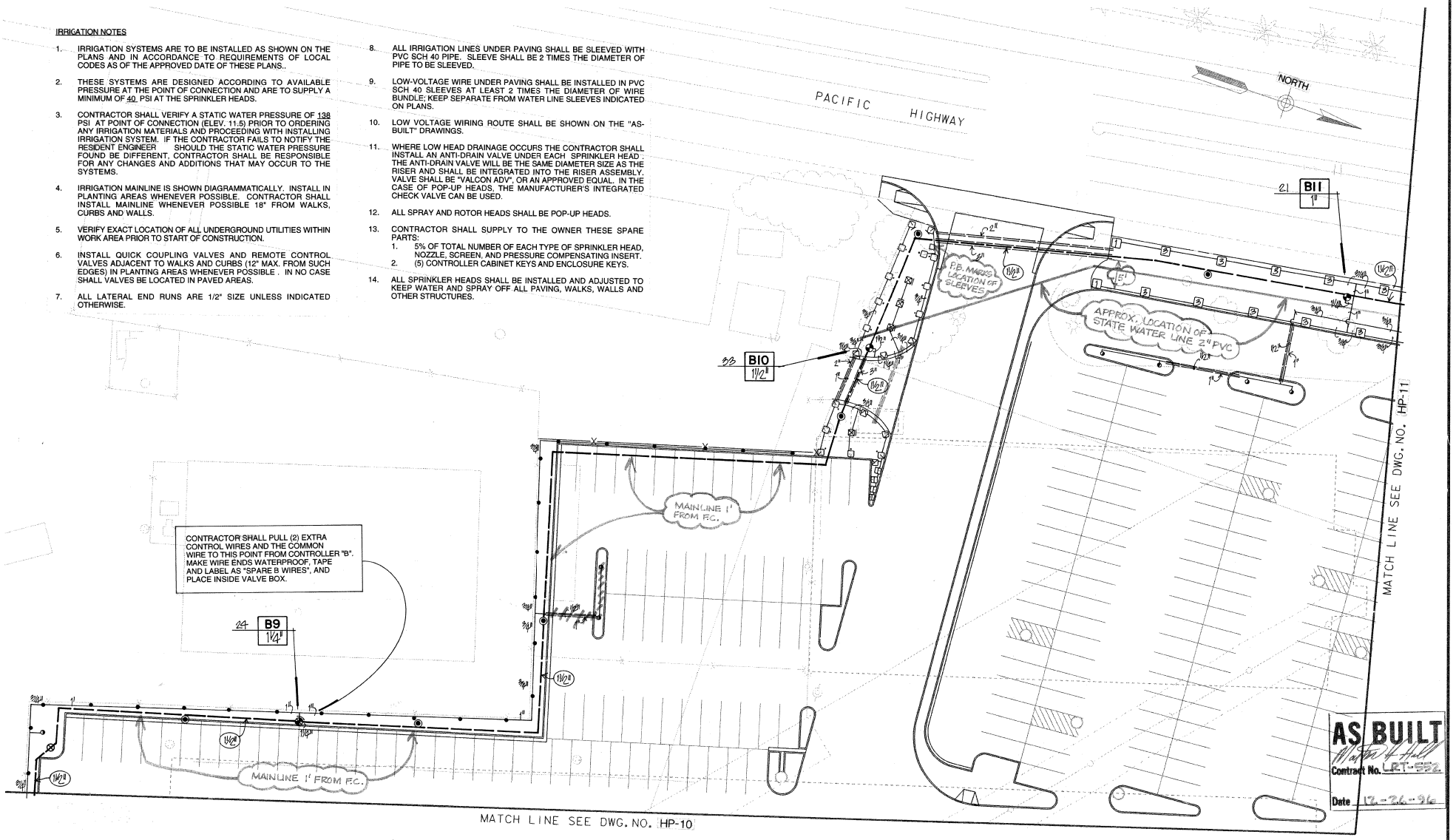

NO.	DATE	REVISIONS	BY	CHK	APRV
4	9/5	CONFORMED			

KTGA — KAWASAKI THIELACKER UENO + ASSOCIATES — LANDSCAPE ARCHITECTURE + PLANNING — 5165 Greenwich Dr. Suite 200, San Diego, CA 92122, Phone (619) 452-0826, Fax (619) 452-0510

REGISTERED LANDSCAPE ARCHITECT — MICHAEL A. THIELACKER — RLA 1249 — EXP. DATE — STATE OF CALIFORNIA

DESIGNED BY BE	DATE 9/94
DRAWN BY BE	9/94
CHECKED BY MAT	9/94
MTDB PRJ.ENG. D. RAGLAND	120

MTDB
Metropolitan Transit Development Board
1255 Imperial Avenue, Suite 1000, San Diego, CA. 92101-7490

LIGHT RAIL GUIDEWAY PROJECT
San Diego
OLD TOWN TRANSIT CENTER
IRRIGATION PLAN
SHEET 4 OF 4

SCALE	1"=20'
MTDB CONTRACT NO.	LRT 552
DRAWING NO.	HP-12
SHEET NO.	54

MTS DOC NO. PW0555.DGZ WASIS CAD

FOR REDUCED PLANS 0 1 2 3

IRRIGATION EQUIPMENT LEGEND

SYMBOL	DESCRIPTION	MANUFACTURER / MODEL (OR EQUAL)	REMARKS	DETAIL
P.O.C.	POINT OF CONNECTION	———	AT TWO NEW WATER METERS AS NOTED ON PLANS	—
M	WATER METER FOR IRRIGATION ONLY	- ———	REFER TO DRAWINGS FOR SIZE AND LOCATION	—
C	AUTOMATIC CONTROLLERS "A" & "B"	IRRITROL MC+B OR EQUAL	SEE DRAWINGS FOR CONTROLLER SIZE	A
—	IRRIGATION CONTROLLER ENCLOSURE	LE MEUR MODEL A JR. WITH DESERT TAN COLOR	INSTALL IN SHRUB MASSING	A
	REMOTE CONTROL VALVE	RAINBIRD GB (SIZE AS SHOWN ON PLANS)	INSTALL APPROXIMATELY WHERE SHOWN ON PLANS	B
	QUICK COUPLING VALVE	RAINBIRD 33 DRC	FOR SUPPLEM. IRRIG.; INSTALL APPROX. WHERE SHOWN	C
BFP	BACKFLOW PREVENTER	WILKINS 575AB	SEE PLANS FOR SIZES; INSTALL DWNSTRM WATER METER	D
—	BACKFLOW PREVENTER ENCLOSURE	LE MEUR MOD. BF-SS (16"x42"x30"H, 12"x 30"x 24" H)	SECURE ENCLOSURE PER MANUFACTURER'S INSTRUCT.	D
—	PRESSURE REGULATOR (1-1/4" & 1")	WILKINS 500 WITH HIGH RANGE SPRING (75-125 PSI)	INSTALL ON DOWNSTREAM LEG OF BACKFLOW PREVENTER	D
1"	PVC MAINLINE (SIZE AS SHOWN)	PACIFIC WESTERN OR EQUAL	CLASS 315	SPECS.
PB	PULL BOX	BROOKS # 3 HL OR EQUAL	IN PAVING	—
1"	PVC LATERAL LINE (SIZE AS SHOWN)	PACIFIC WESTERN OR EQUAL	3/4" & LRGR= CL 200	SPECS.
═══	PVC SLEEVE FOR PIPE	PACIFIC WESTERN OR EQUAL	PVC SCH 40; SIZED MIN. 2X DIA. OF PIPE TO BE SLEEVED	SPECS.
═══	PVC SLEEVE FOR WIRE	PACIFIC WESTERN OR EQUAL	PVC SCH 40; SIZED MIN. 2X DIA. OF WIRE BUNDLE	SPECS.
—	TRENCH W/ PIPE & WIRES	- ———	FOR PIPING CROSSING EXISTING PAVEMENT	E
	QUICK COUPLING VALVE (IN VAULT)	RAINBIRD 33 DRC	REFER TO VAULT/ PULL BOX DETAIL #F ON SHT. HP-6	—
	BALL VALVE	KING BROS. WLT-T SERIES OR EQUAL	MAINLINE SIZE; FOR MAINLINEISOLATION	K
—	RAIN SENSOR	WATER CONSERV. SYST. INC. "RAINGUARD RG-VR-S"	INSTALL ON CONTROLLER ENCLOSURE	A
—	VALVE CALLOUT:			
	CONTROLLER 11 / A1 — STATION SEQUENCE			
	VALVE DISCHARGE (APPROX. GAL PER MIN.) — VALVE SIZE			
	REMOTE CONTROL VALVE (PRESS. REG.)	RAINBIRD GB-PRS-B (SIZE AS SHOWN)	INSTALL NEXT TO PAVING APPROX. WHERE SHOWN	B

IRRIGATION HEAD LEGEND

SYMBOL F	1/2	1/3	1/4	ANN	EST	SST	DESCRIPTION	MANUFACTURER / MODEL	RAD. (FT)	PSI	GALLONS PER MINUTE * F	1/2	1/3	1/4	AAN	EST	SST	DETAIL
—	—	—	—	☒			6" SHRUB POP-UP SPRAY HEAD	TORO 570Z-6P-CV W/ AAN SERIES	13 - 15	30	—	—	—	—	VAR			F
▪☒	▪□	▪⊡	▪◹		◧	◨	6" SHRUB POP-UP SPRAY HEAD	TORO 570Z-6P-CV W/ 15-PC SERIES	13 - 15	30	3.00	1.50	1.00	0.80	VAR	.5	I.O	F
☒	□	⊡	◹				6" SHRUB POP-UP SPRAY HEAD	TORO 570Z-6P-CV W/ 12-PC SERIES	11 - 12	30	1.90	0.96	0.60	0.50	—			F
☒	□	⊡	◹				6" SHRUB POP-UP SPRAY HEAD	TORO 570Z-6P-CV W/ 10-PC SERIES	8 - 10	30	1.30	0.66	0.44	0.33	—			F
—	⊟	—	⊠				6" SHRUB POP-UP SPRAY HEAD	TORO 570Z-6P-CV W/ 5-PC SERIES	3 - 5	30	0.35	0.18	0.12	0.10	—			F
●	—						FIXED FLOW BUBBLER HEAD	TORO 570Z-3P . W/FB-25-PC	6"-12"	40	0.25	—						F
—	◑						TREE BUBBLER HEAD	TORO 570-S W/ FB-25-PC	—	40	—	0.25						H
		○					TREE BUBBLER HEAD	TORO 570-S W/FB-50-PC	—	40			0.50					H
			✖				6" SHRUB POP-UP SPRAY HEAD	TORO 570Z-6P W/ 5-F-PC	3 - 5	40				0.35				F
							NOTE: ALL POP-UP SPRAY HEADS SHOWN SHALL INCLUDE A COLOR-CODED NOZZLE WITH APPROPRIATE COLOR-CODED PRESSURE COMPENSATING DEVICE. EACH NOZZLE SHALL RECEIVE A PLASTIC SCREEN FILTER TO PREVENT NOZZLE CLOGGING.									
ADJ	ADJ	ADJ	ADJ	ADJ	ADJ	ADJ					ADJ	ADJ	ADJ	ADJ	ADJ	ADJ	ADJ	
—	—	—	—	3	2	1	POP-UP GEAR-DRIVEN ROTOR HD	HUNTER PGH-ADV	18 - 30	40	—	—	—	—	1.00	0.80	0.60	J
							* GPM AT UNADJUSTED FULL FLOW		EST= END STRIP, SST= SIDE STRIP									
							NOTE: ADJUST SPRAY TO SUIT LOCAL CONDITIONS	ANN= ADJUSTABLE ARC NOZZLE	F= FULL CIRCLE									
							FOR HUNTER HEADS, NUMBER IN HEAD SYMBOL INDICATES NOZZLE SIZE TO BE USED											

AS BUILT
Contract No. LRT-552
Date 12-26-96

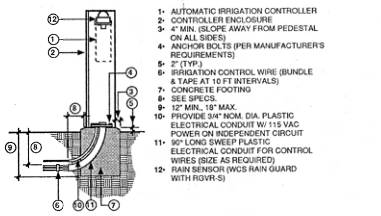

1- AUTOMATIC IRRIGATION CONTROLLER
2- CONTROLLER ENCLOSURE
3- 4" MIN. (SLOPE AWAY FROM PEDESTAL ON ALL SIDES)
4- ANCHOR BOLTS (PER MANUFACTURER'S REQUIREMENTS)
5- 2" (TYP.)
6- IRRIGATION CONTROL WIRE (BUNDLE & TAPE AT 10 FT INTERVALS)
7- CONCRETE FOOTING
8- SEE SPECS.
9- 12" MIN., 18" MAX.
10- PROVIDE 3/4" NOM. DIA. PLASTIC ELECTRICAL CONDUIT W/ 115 VAC POWER ON INDEPENDENT CIRCUIT
11- 90° LONG SWEEP PLASTIC ELECTRICAL CONDUIT FOR CONTROL WIRES (SIZE AS REQUIRED)
12- RAIN SENSOR (W/O5 RAIN GUARD WITH RGVR-S)

A HP-13 AUTOMATIC CONTROLLER — SECTION — NO SCALE

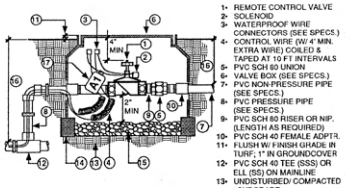

1- REMOTE CONTROL VALVE
2- SOLENOID
3- WATERPROOF WIRE CONNECTORS (SEE SPECS.)
4- CONTROL WIRE (W/ 4" MIN. EXTRA WIRE) COILED & TAPED AT 10 FT INTERVALS
5- PVC SCH 80 UNION
6- VALVE BOX (SEE SPECS.)
7- PVC NON-PRESSURE PIPE (SEE SPECS.)
8- PVC PRESSURE PIPE (SEE SPECS.)
9- PVC SCH 80 RISER OR NIP. (LENGTH AS REQUIRED)
10- PVC SCH 40 FEMALE ADPTR.
11- FLUSH W/ FINISH GRADE IN TURF; 1" IN GROUNDCOVER
12- PVC SCH 40 TEE (SSS) OR ELL (SS) ON MAINLINE
13- UNDISTURBED/ COMPACTED SUBGRADE
14- BRICK OR CONCRETE SUPPORT (MIN. 2 PER SIDE)
15- 1 CU. FT. MIN. PEA GRAVEL
16- SEE SPECS. FOR DEPTH
17- CHRISTY'S VALVE I.D. TAG

B HP-13 REMOTE CONTROL VALVE — SECTION — NO SCALE

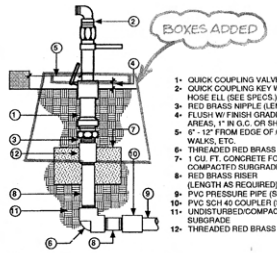

1- QUICK COUPLING VALVE
2- QUICK COUPLING KEY W/ SWIVEL HOSE ELL (SEE SPECS.)
3- RED BRASS NIPPLE (LENGTH AS REQ.)
4- FLUSH W/ FINISH GRADE IN TURF AREAS, 1" IN G.C. OR SHRUB AREAS
5- 6" - 12" FROM EDGE OF CURBS, WALKS, ETC.
6- THREADED RED BRASS ELL
7- 1 CU. FT. CONCRETE FOOTING ON COMPACTED SUBGRADE
8- RED BRASS RISER (LENGTH AS REQUIRED)
9- PVC PRESSURE PIPE (SEE SPECS.)
10- PVC SCH 40 COUPLER (SxT)
11- UNDISTURBED/COMPACTED SUBGRADE
12- THREADED RED BRASS COUPLING

C HP-13 QUICK COUPLING VALVE — SECTION — NO SCALE

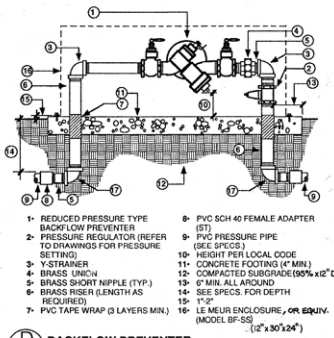

1- REDUCED PRESSURE TYPE BACKFLOW PREVENTER
2- PRESSURE REGULATOR (REFER TO DRAWINGS FOR PRESSURE SETTING)
3- Y-STRAINER
4- BRASS UNION
5- BRASS SHORT NIPPLE (TYP.)
6- BRASS RISER (LENGTH AS REQUIRED)
7- PVC TAPE WRAP (3 LAYERS MIN.)
8- PVC SCH 40 FEMALE ADAPTER (ST)
9- PVC PRESSURE PIPE (SEE SPECS.)
10- HEIGHT PER LOCAL CODE
11- CONCRETE FOOTING (4" MIN.)
12- COMPACTED SUBGRADE (95% x 12" DP.)
13- 6" MIN. ALL AROUND
14- SEE SPECS. FOR DEPTH
15- 1"-2"
16- LE MEUR ENCLOSURE, OR EQUIV. (MODEL BF-SS) (12"x 30"x 24")

D HP-13 BACKFLOW PREVENTER — SECTION — NO SCALE

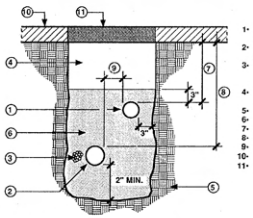

1- PVC NON-PRESSURE (LATERAL) LINE IN SLEEVE
2- PVC PRESSURE PIPE IN SLEEVE
3- CONTROL WIRE BUNDLE (1=ALL BE INSTALLED ALONG-SIDE PRESSURE PIPE)
4- APPROVED BACKFILL (95% COMPACTION)
5- UNDISTURBED SOIL
6- SAND ENCASEMENT
7- 24"
8- 30"
9- 6" MINIMUM
10- EXISTING PAVING SECTION
11- RESURFACE TRENCH TO MATCH EXISTING PAVING SECTION

E HP-13 TRENCH WITH PIPE & WIRES IN PAVING — SECTION — NO SCALE

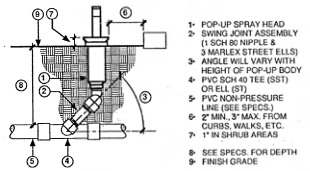

1- POP-UP SPRAY HEAD
2- SWING JOINT ASSEMBLY (1 SCH 80 NIPPLE & 3 MARLEX STREET ELLS)
3- ANGLE WILL VARY WITH HEIGHT OF POP-UP BODY
4- PVC SCH 40 TEE (SST) OR ELL (ST)
5- PVC NON-PRESSURE LINE (SEE SPECS.)
6- 2" MIN., 3" MAX. FROM CURBS, WALKS, ETC.
7- 1" IN SHRUB AREAS
8- SEE SPECS. FOR DEPTH
9- FINISH GRADE

F HP-13 POP-UP SPRAY OR BUBBLER HEAD — SECTION — NO SCALE

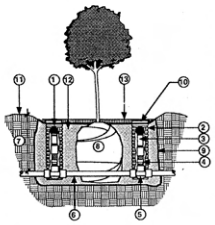

1- BUBBLER HEAD (SEE PLAN)
2- 6" PERF. ADS DRAIN PIPE (FILL WITH 3/4" GRAVEL); LENGTH TO BE HEIGHT OF ROOTBALL
3- PVC SCH 80 RISER (LENGTH AS REQ'D)
4- FLEX RISER (MIPT X FIPT); KINS BROS. OR EQUAL
5- PVC SCH 40 ELL (ST) OR TEE (SST) (SEE PLANS FOR HEAD LAYOUT)
6- PVC LATERAL LINE
7- SEE SPECS. FOR DEPTH
8- PLANT ROOT BALL
9- PLANTING PIT
10- 6" ADS CAP (BLACK); 1/2" ABOVE FINISH GRADE
11- SOIL BERM (WHEN PRESENT)
12- SOIL BACKFILL
13- MULCH (WHEN PRESENT)

NOTES: PLACE BUBBLERS ON UPPER SIDE OF PLANTING PIT NEXT TO ROOTBALL. INSTALL TWO BUBBLERS PER TREE.

H HP-13 BUBBLER IN SLEEVE — SECTION — NO SCALE

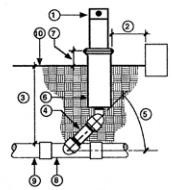

1- POP-UP ROTOR HEAD
2- 2" MIN., 3" MAX. FROM EDGE OF HARDSCAPE
3- SEE SPECS. FOR DEPTH
4- SWING JOINT ASSEMBLY (1 SCH 80 PVC NIPPLE & 3 MARLEX STREET ELLS)
5- ANGLE MAY VARY WITH HEIGHT OF HEAD
6- POP-UP BODY
7- 1" IN SHRUB AREAS
8- SCH 40 TEE (SST) OR ELL (ST)
9- PVC NON-PRESSURE LINE (SEE SPECS.)
10- FINISH GRADE

J HP-13 GEAR DRIVEN POP-UP ROTOR HEAD — SECTION — NO SCALE

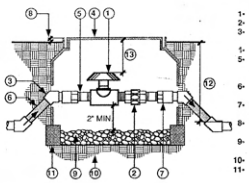

1- BALL VALVE
2- PVC SCH. 80 UNION
3- PVC SCH 40 45° ELL (SxS) (TYPICAL)
4- VALVE BOX (SEE SPECS.)
5- SHORT PVC SCH. 80 NIPPLE (LENGTH AS REQ'D) (TYP.)
6- PVC PRESSURE PIPE (TYP.) (SEE SPECS.)
7- PVC SCH 40 FEMALE ADAPTER (TYP.)
8- FINISH GRADE IN TURF, 1" IN GROUNDCOVER
9- 1 CU. FT. (MIN.) PEA GRAVEL SUMP
10- COMPACTED SUBGRADE
11- BRICK OR CONCR. SUPPORTS ON COMPACTED SUBGRADE (MIN. OF ONE PER SIDE OF BOX)
12- SEE SPECS. FOR DEPTH
13- 12" MAXIMUM

K HP-13 BALL VALVE — SECTION — NO SCALE

NO.	DATE	REVISIONS	BY	CHK	APRV
4	4-95	CHANGED			

KTUA — KAWASAKI THEILACKER UENO + ASSOCIATES
LANDSCAPE ARCHITECTURE + PLANNING
6165 Greenwich Drive, Suite 200, San Diego, CA 92122, Phone: (619) 452-0868, FAX: (619) 452-9615

REGISTERED LANDSCAPE ARCHITECT — MICHAEL A. THEILACKER — RLA 1249 — STATE OF CALIFORNIA

		DATE
DESIGNED BY	BE	9/94
DRAWN BY	BE	9/94
CHECKED BY	MAT	9/94
MTDB PRJ. ENG.	D. RAGLAND	

MTDB — Metropolitan Transit Development Board
1255 Imperial Avenue, Suite 1000, San Diego, CA 92101-7490 (619) 231-1466

LIGHT RAIL GUIDEWAY PROJECT
San Diego
OLD TOWN TRANSIT CENTER
IRRIGATION LEGEND & DETAILS

SCALE: AS NOTED
MTDB CONTRACT NO.: LRT-552
DRAWING NO.: HP-13
SHEET NO.: 55

121

MTS DOC NO. PWL355.0-22; WOA355-AE-75

/usr2/crf552/sothp102.dgn
31-MAY-1994 13:32

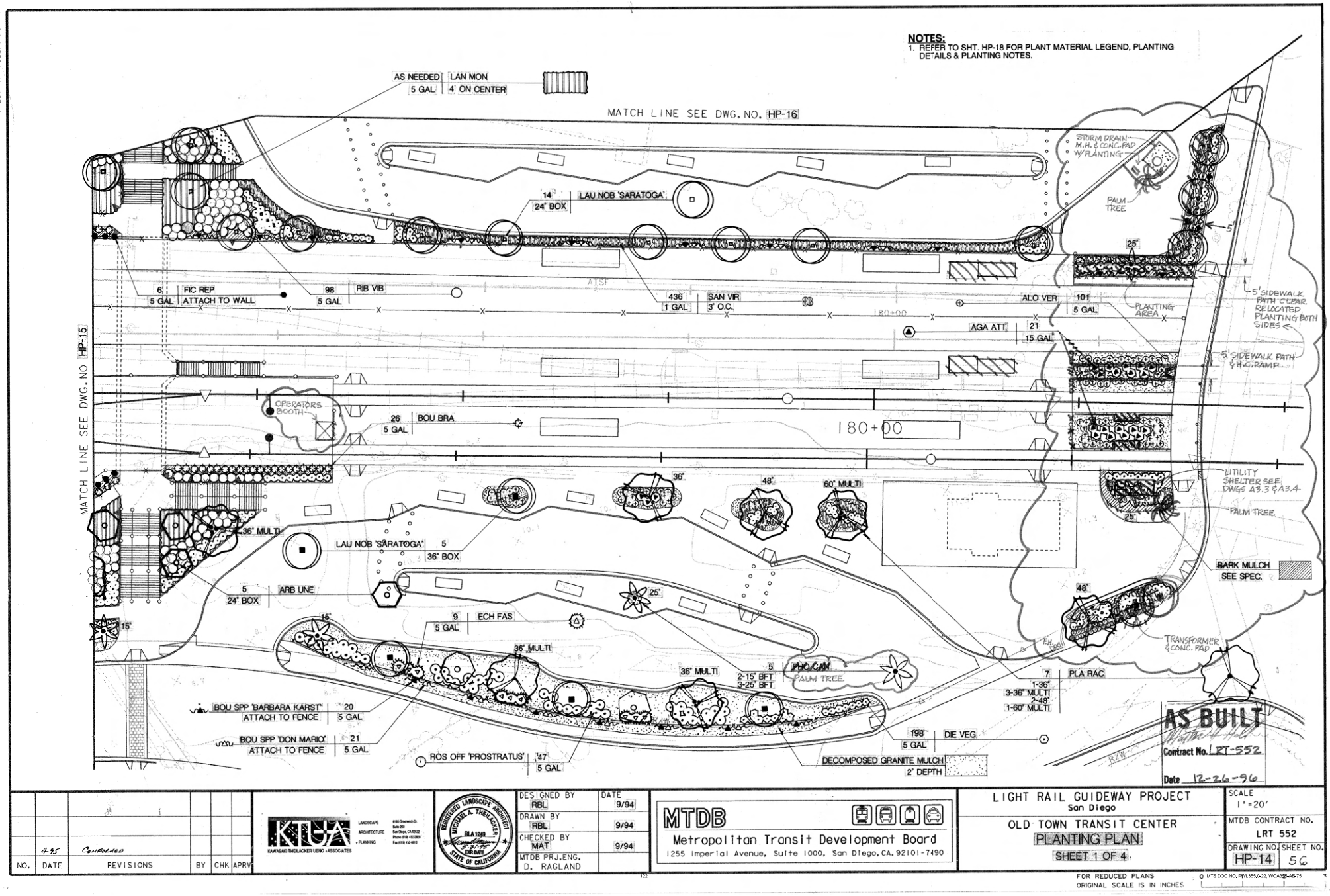

NO.	DATE	REVISIONS	BY	CHK	APRV
4.95	CONFORMED				

KTUA LANDSCAPE ARCHITECTURE + PLANNING
KAWASAKI THEILACKER UENO + ASSOCIATES

REGISTERED LANDSCAPE ARCHITECT MICHAEL A. THEILACKER RLA 1999 EXP. DATE 5-31-95 STATE OF CALIFORNIA

	DATE
DESIGNED BY RBL	9/94
DRAWN BY RBL	9/94
CHECKED BY MAT	9/94
MTDB PRJ. ENG. D. RAGLAND	

MTDB
Metropolitan Transit Development Board
1255 Imperial Avenue, Suite 1000, San Diego, CA. 92101-7490

LIGHT RAIL GUIDEWAY PROJECT
San Diego
OLD TOWN TRANSIT CENTER
PLANTING PLAN
SHEET 1 OF 4

SCALE 1"=20'
MTDB CONTRACT NO. LRT 552
DRAWING NO. HP-14 | SHEET NO. 56

FOR REDUCED PLANS ORIGINAL SCALE IS IN INCHES
MTS DOC NO. PWL355.0-22, WOA#2-A6-75

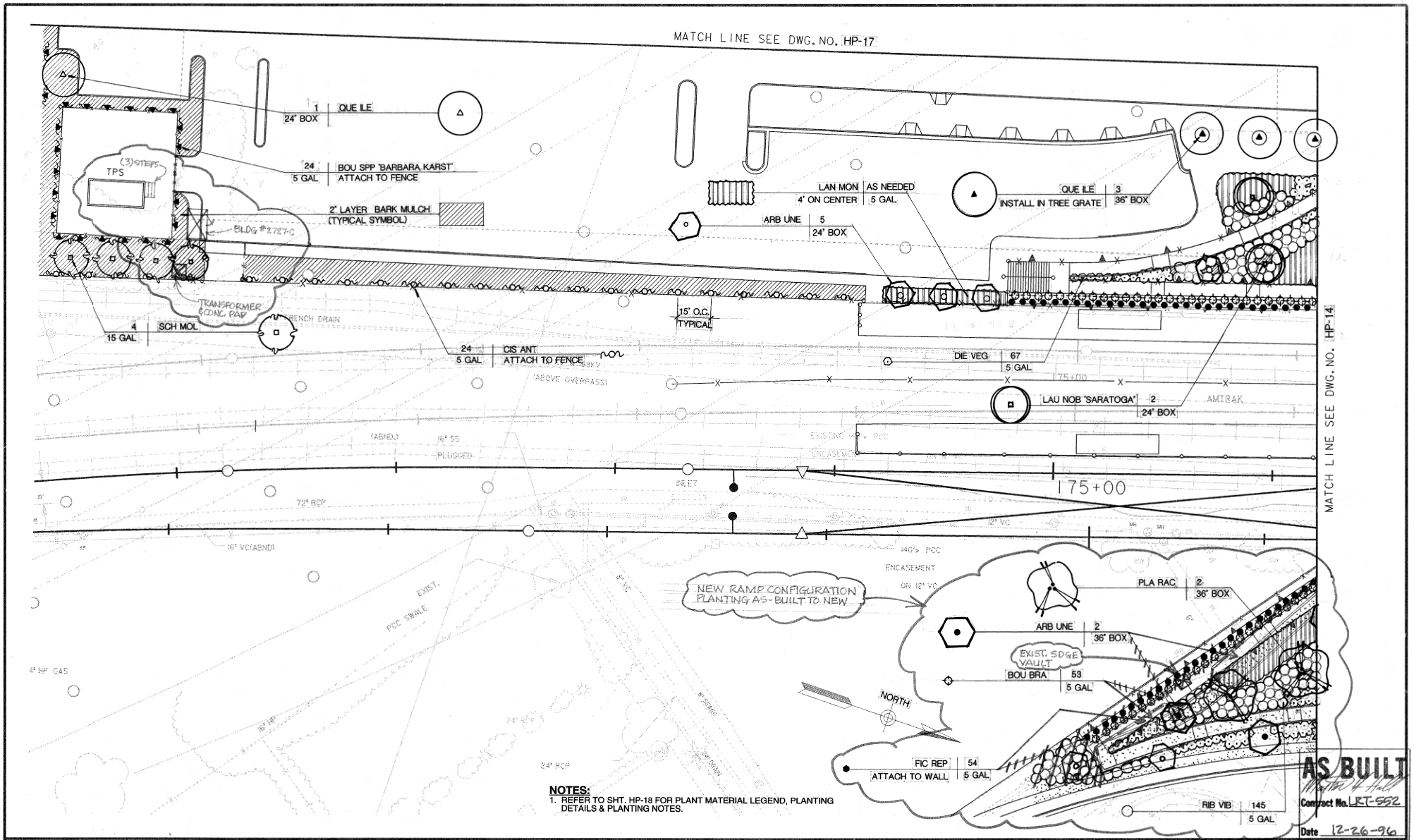

NOTES:
1. REFER TO SHT. HP-18 FOR PLANT MATERIAL LEGEND, PLANTING DETAILS & PLANTING NOTES.

AS BUILT
Walter H. Hall
Contract No. LRT-552
Date 12-26-96

NO.	DATE	REVISIONS	BY	CHK	APRV
	4-95	CONFORMED			

KTUA KAWASAKI THIELACKER UENO + ASSOCIATES — LANDSCAPE ARCHITECTURE + PLANNING

REGISTERED LANDSCAPE ARCHITECT MICHAEL A. THIELACKER RLA 1249 EXP. DATE STATE OF CALIFORNIA

DESIGNED BY RBL	DATE 9/94
DRAWN BY RBL	9/94
CHECKED BY MAT	9/94
MTDB PRJ.ENG. D. RAGLAND	

MTDB
Metropolitan Transit Development Board
1255 Imperial Avenue, Suite 1000, San Diego, CA. 92101-7490

LIGHT RAIL GUIDEWAY PROJECT
San Diego
OLD TOWN TRANSIT CENTER
PLANTING PLAN
SHEET 2 OF 4

SCALE 1"=20'
MTDB CONTRACT NO. LRT 552
DRAWING NO. HP-15 SHEET NO. 57

FOR REDUCED PLANS ORIGINAL SCALE IS IN INCHES 0 1 2 3

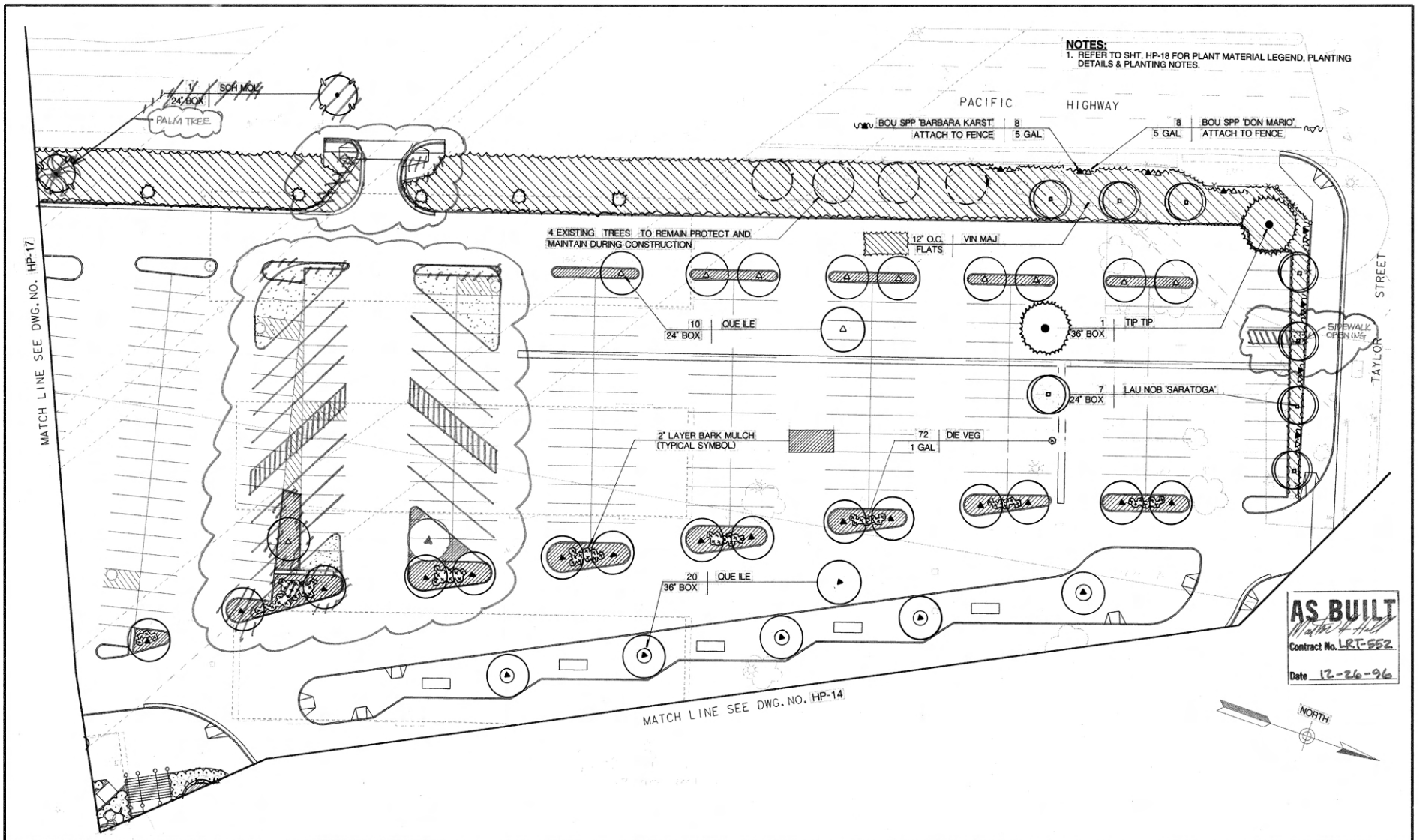

NO.	DATE	REVISIONS	BY	CHK	APRV
4	95	CONFORMED			

KTUA KAWAMURA THIELACKER UENO + ASSOCIATES — LANDSCAPE ARCHITECTURE + PLANNING

REGISTERED LANDSCAPE ARCHITECT MICHAEL A. THIELACKER RLA 1269 STATE OF CALIFORNIA

DESIGNED BY RBL	DATE 9/94
DRAWN BY RBL	9/94
CHECKED BY MAT	9/94
MTDB PRJ.ENG. D. RAGLAND	

MTDB
Metropolitan Transit Development Board
1255 Imperial Avenue, Suite 1000, San Diego, CA. 92101-7490

LIGHT RAIL GUIDEWAY PROJECT
San Diego
OLD TOWN TRANSIT CENTER
PLANTING PLAN
SHEET 3 OF 4

SCALE 1"=20'
MTDB CONTRACT NO. LRT 552
DRAWING NO. HP-16 SHEET NO. 58

FOR REDUCED PLANS ORIGINAL SCALE IS IN INCHES 0 1 2 3

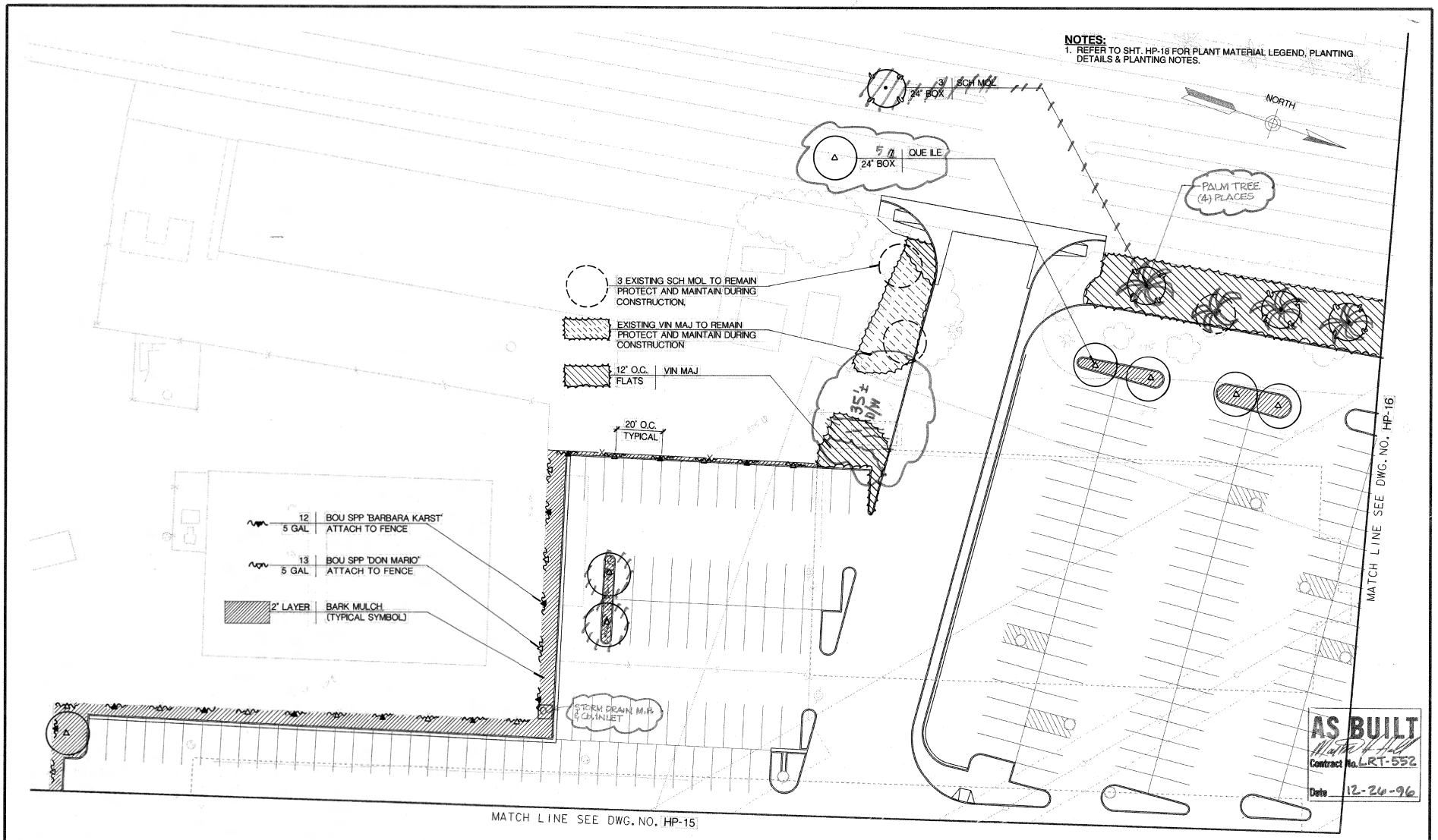

NO.	DATE	REVISIONS	BY	CHK	APRV
	4-95	CONFORMED			

KTGY LANDSCAPE ARCHITECTURE + PLANNING — KIMLEY-HORN THIELACKER UENO + ASSOCIATES

REGISTERED LANDSCAPE ARCHITECT — MICHAEL A. THIELACKER — RLA 1248 — EXP. DATE — STATE OF CALIFORNIA

DESIGNED BY: RBL	DATE: 9/94
DRAWN BY: RBL	9/94
CHECKED BY: MAT	9/94
MTDB PRJ.ENG.: D. RAGLAND	

MTDB
Metropolitan Transit Development Board
1255 Imperial Avenue, Suite 1000, San Diego, CA. 92101-7490

LIGHT RAIL GUIDEWAY PROJECT
San Diego
OLD TOWN TRANSIT CENTER
PLANTING PLAN
SHEET 4 OF 4

SCALE	1"=20'
MTDB CONTRACT NO.	LRT 552
DRAWING NO.	HP-17
SHEET NO.	59

FOR REDUCED PLANS ORIGINAL SCALE IS IN INCHES 0 1 2 3

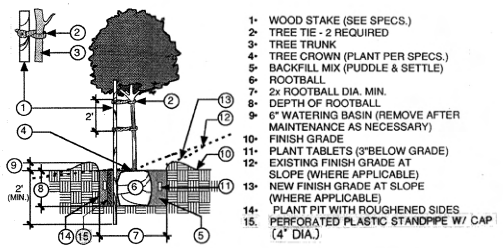

1. WOOD STAKE (SEE SPECS.)
2. TREE TIE - 2 REQUIRED
3. TREE TRUNK
4. TREE CROWN (PLANT PER SPECS.)
5. BACKFILL MIX (PUDDLE & SETTLE)
6. ROOTBALL
7. 2x ROOTBALL DIA. MIN.
8. DEPTH OF ROOTBALL
9. 6" WATERING BASIN (REMOVE AFTER MAINTENANCE AS NECESSARY)
10. FINISH GRADE
11. PLANT TABLETS (3"BELOW GRADE)
12. EXISTING FINISH GRADE AT SLOPE (WHERE APPLICABLE)
13. NEW FINISH GRADE AT SLOPE (WHERE APPLICABLE)
14. PLANT PIT WITH ROUGHENED SIDES
15. PERFORATED PLASTIC STANDPIPE W/ CAP (4" DIA.)

A HP-18 **TREE PLANTING - SINGLE STAKE**
SECTION — NO SCALE

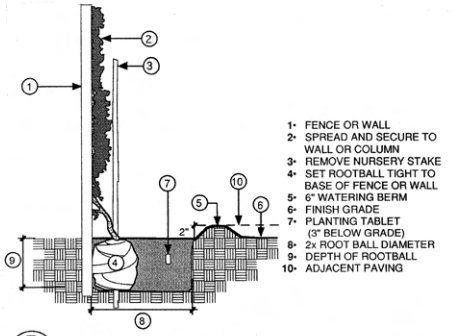

1. FENCE OR WALL
2. SPREAD AND SECURE TO WALL OR COLUMN
3. REMOVE NURSERY STAKE
4. SET ROOTBALL TIGHT TO BASE OF FENCE OR WALL
5. 6" WATERING BERM
6. FINISH GRADE
7. PLANTING TABLET (3" BELOW GRADE)
8. 2x ROOT BALL DIAMETER
9. DEPTH OF ROOTBALL
10. ADJACENT PAVING

D HP-18 **VINE @ FENCE OR WALL**
SECTION — NO SCALE

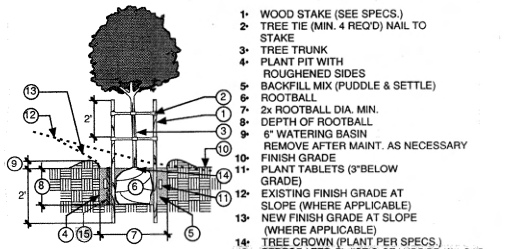

1. WOOD STAKE (SEE SPECS.)
2. TREE TIE (MIN. 4 REQ'D) NAIL TO STAKE
3. TREE TRUNK
4. PLANT PIT WITH ROUGHENED SIDES
5. BACKFILL MIX (PUDDLE & SETTLE)
6. ROOTBALL
7. 2x ROOTBALL DIA. MIN.
8. DEPTH OF ROOTBALL
9. 6" WATERING BASIN REMOVE AFTER MAINT. AS NECESSARY
10. FINISH GRADE
11. PLANT TABLETS (3"BELOW GRADE)
12. EXISTING FINISH GRADE AT SLOPE (WHERE APPLICABLE)
13. NEW FINISH GRADE AT SLOPE (WHERE APPLICABLE)
14. TREE CROWN (PLANT PER SPECS.)
15. PERFORATED PLASTIC STANDPIPE W/ CAP (4" DIA.)

B HP-18 **TREE PLANTING W/DOUBLE STAKING**
SECTION — NO SCALE

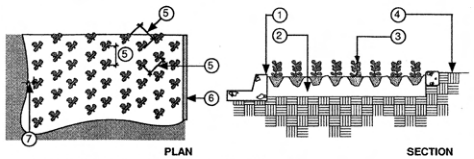

PLAN — SECTION

1. SET FINISH GRADE 2" BELOW TOP OF PAVING
2. PREPARED SOIL
3. PLANT
4. FINISH GRADE OF SOIL
5. SEE PLANTING PLAN AND LEGEND FOR SPACING
6. EDGE OF PAVING
7. 1/2 OF NO. 5

E HP-18 **GROUNDCOVER PLANTING (TRIANGULAR)**
NO SCALE

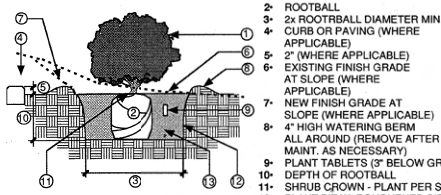

1. SHRUB
2. ROOTBALL
3. 2x ROOTBALL DIAMETER MIN.
4. CURB OR PAVING (WHERE APPLICABLE)
5. 2" (WHERE APPLICABLE)
6. EXISTING FINISH GRADE AT SLOPE (WHERE APPLICABLE)
7. NEW FINISH GRADE AT SLOPE (WHERE APPLICABLE)
8. 4" HIGH WATERING BERM ALL AROUND (REMOVE AFTER MAINT. AS NECESSARY)
9. PLANT TABLETS (3" BELOW GRADE)
10. DEPTH OF ROOTBALL
11. SHRUB CROWN - PLANT PER SPECS.
12. PLANT PIT W/ ROUGHENED SIDES
13. BACKFILL MIX (PUDDLE & SETTLE)

C HP-18 **SHRUB PLANTING**
SECTION — NO SCALE

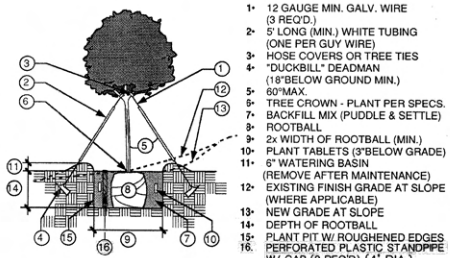

1. 12 GAUGE MIN. GALV. WIRE (3 REQ'D.)
2. 5' LONG (MIN.) WHITE TUBING (ONE PER GUY WIRE)
3. HOSE COVERS OR TREE TIES
4. "DUCKBILL" DEADMAN (18"BELOW GROUND MIN.)
5. 60"MAX.
6. TREE CROWN - PLANT PER SPECS.
7. BACKFILL MIX (PUDDLE & SETTLE)
8. ROOTBALL
9. 2x WIDTH OF ROOTBALL (MIN.)
10. PLANT TABLETS (3"BELOW GRADE)
11. 6" WATERING BASIN (REMOVE AFTER MAINTENANCE)
12. EXISTING FINISH GRADE AT SLOPE (WHERE APPLICABLE)
13. NEW GRADE AT SLOPE
14. DEPTH OF ROOTBALL
15. PLANT PIT W/ ROUGHENED EDGES
16. PERFORATED PLASTIC STANDPIPE W/ CAP (2 REQ'D) (4" DIA.)

F HP-18 **TREE PLANTING W/GUYING**
SECTION — NO SCALE

Caution!: Bougainvilleas have fragile roots that are very sensitive to disturbance. Handle plants and containers with care. The following procedure must be followed to ensure survival:

For plastic containers: Cut out bottoms and place containers in planting holes. Then cut container sides from top to bottom and remove sides.

For metal containers: Poke 6-8 holes in sides and bottom of cans before setting them in holes. Fill in around cans with backfill mix. The metal will rust away.

AS BUILT
Master Hall
Contract No. LRT-552
Date 12-24-96

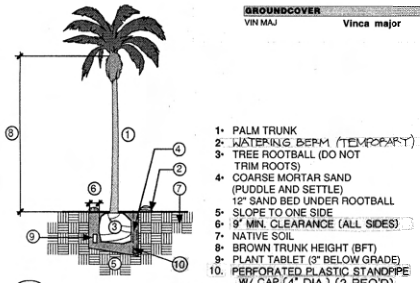

1. PALM TRUNK
2. WATERING BERM (TEMPORARY)
3. TREE ROOTBALL (DO NOT TRIM ROOTS)
4. COARSE MORTAR SAND (PUDDLE AND SETTLE) 12" SAND BED UNDER ROOTBALL
5. SLOPE TO ONE SIDE
6. 9' MIN. CLEARANCE (ALL SIDES)
7. NATIVE SOIL
8. BROWN TRUNK HEIGHT (BFT)
9. PLANT TABLET (3" BELOW GRADE)
10. PERFORATED PLASTIC STANDPIPE W/ CAP (4" DIA.) (2 REQ'D)

G HP-18 **PALM TREE PLANTING**
SECTION — NO SCALE

PLANT MATERIAL SCHEDULE

SYMBOL	BOTANICAL NAME	COMMON NAME	SIZE	HEIGHT	SPREAD	REMARKS
TREES						
ARB UNE	**Arbutus unedo**	Strawberry Tree	24" box	6'	5'	Multi-trunk, full head, good caliper, double stake.
ARB UNE	**Arbutus unedo**	Strawberry Tree	36" box	8'	7'	Multi-trunk, full head, good caliper, guy
LAU NOB 'SARATOGA'	**Laurus nobilis 'Saratoga'**	Sweet Bay	24" box	10'	4'	Standard, full head, good color, double stake
LAU NOB 'SARATOGA'	**Laurus nobilis 'Saratoga'**	Sweet Bay	36" box	12'	6'	Standard, full head, good color, guy
PLA RAC	**Platanus racemosa**	California Sycamore	36" box	16'	7'	Straight trunk, full head, guy
PLA RAC 'MULTI'	**Platanus racemosa**	California Sycamore	36" box	14'	8'	Multi-trunk, full head,guy
PLA RAC	**Platanus racemosa**	California Sycamore	48" box	20'	12'	Straight trunk, full head, guy
PLA RAC 'MULTI'	**Platanus racemosa**	California Sycamore	60" box	22	16'	Multi trunk, full head, guy
QUE ILE	**Quercus ilex**	Holly Oak	24" box	8'	4'	Straight trunk, full head, good color, double stake
QUE ILE	**Quercus ilex**	Holly Oak	36" box	10'	5'	Straight trunk, full head, good color
SCH MOL	**Schinus molle**	California Pepper Tree	15 gal	8'	3'	Straight trunk, full head, single stake
SCH MOL	**Schinus molle**	California Pepper Tree	24" box	11'	4'	Straight trunk, full head, double stake
TIP TIP	**Tipuana tipu**	Tipu Tree	36" box	14'	7'	Straight trunk, full head, guy
PALMS						
PHO CAN	**Phoenix canariensis**	Canary Island Palm	15' BFT	25'	N/A	Straight trunk, full fronds, good color
PHO CAN	**Phoenix canariensis**	Canary Island Palm	25' BFT	35'	N/A	Straight trunk, full fronds, specimen
SHRUBS						
AGA ATT	**Agave attenuata**	Fox-tail Agave	15 gal	3'	3'	Multi-stemmed, healthy leaves, good color.
ALO VER	**Aloe Vera**	Barbados Aloe	05 gal	15"	18"	Well rooted, good color, unscarred leaves
BOU BRA	**Bougainvillea 'Brasiliensis'**	Bougainvillea	5 gal	3'	2'	Full & spreading, good color, purple flower
DIE VEG	**Dietes vegeta**	Fortnight Lily	01 gal	12"	10"	Full clumps, good color
DIE VEG	**Dietes vegeta**	Fortnight Lily	05 gal	18"	18"	Full clumps, good color
ECH FAS	**Echium fastuosum**	Pride of Madeira	05 gal	18"	18"	Full & bushy to ground, good color
LAN MON	**Lantana montevidensis**	Purple Lantana	05 gal	18"	2'	Full & spreading, good color
RIB VIB	**Ribes viburnifolium**	Evergreen Currant	05 gal	18"	2'	Full & bushy to ground, good color.
ROS OFF	**Rosmarinus officinalis 'Prostratus'**	Dwarf Rosemary	05 gal	18"	18"	Prostrate & bushy to ground,good color
SAN VIR	**Santolina virens**	Lavender Cotton	01 gal	6"	8"	Full to ground, good color
VINES						
BOU 'B.K'	**Bougainvillea 'Barbara Karst'**	Bougainvillea	05 gal	5'	N/A	Full & spreading vine, good color, secure to fence
BOU 'D.M.'	**Bougainvillea 'Don Mario'**	Bougainvillea	05 gal	5'	N/A	Full & spreading vine, color - purple red, secure to fence
CIS ANT	**Cissus antarctica**	Kangaroo Treebine	05 gal.	5'	2'	Full vine, attach to adjacent surface.
FIC REP	**Ficus repens**	Creeping Fig	05 gal	4'	15"	Full vine, good color, attach to adjacent surface
GROUNDCOVER						
VIN MAJ	**Vinca major**	Periwinkle	Flats	---	---	12" o.c., full flats, well rooted, good color

PLANTING NOTES:

1. CONTRACTOR SHALL REMOVE ALL ASPHALT PAVING & CONCRETE IN AREAS TO RECEIVE PLANTING. PLANTING AREAS THAT WERE PREVIOUSLY COVERED WITH ASPHALT PAVING SHALL BE TREATED WITH AN ACTIVATED CHARCOAL SLURRY, SEE SPECIAL PROVISIONS.
2. PRIOR TO PLANTING, IRRIGATION SYSTEM SHALL BE FULLY OPERATIONAL AND ALL AREAS SHALL BE WATERED IMMEDIATELY AFTER PLANTING.
3. THE RESIDENT ENGINEER SHALL APPROVE ALL TREES UPON DELIVERY TO THE PROJECT SITE. NO TREES SHALL BE PLANTED WITHOUT APPROVAL.
4. THE RESIDENT ENGINEER SHALL APPROVE PLACEMENT OF ALL SPECIMEN TREES IN 24" BOX SIZE OR LARGER. THE RESIDENT ENGINEER SHALL DETERMINE THE BEST ORIENTATION OF EACH SPECIMEN TREE PRIOR TO BACKFILLING OF PLANT PIT.

NO.	DATE	REVISIONS	BY	CHK	APRV
	4-95	CONFORMED			

KTGA — KAWASAKI THIELACKER UENO + ASSOCIATES — LANDSCAPE ARCHITECTURE + PLANNING — 8160 Greenskill Dr. Suite 200 San Diego, CA 92123 Phone (619) 492-0800 Fax (619) 492-9800

REGISTERED LANDSCAPE ARCHITECT MICHAEL A. THIELACKER RLA 1249 EXP. DATE STATE OF CALIFORNIA

		DATE
DESIGNED BY	RBL	9/94
DRAWN BY	RBL	9/94
CHECKED BY	MAT	9/94
MTDB PRJ. ENG.	D. RAGLAND	

MTDB
Metropolitan Transit Development Board
1255 Imperial Avenue, Suite 1000, San Diego, Ca. 92101-7490 (619)231-1466

LIGHT RAIL GUIDEWAY PROJECT
San Diego
OLD TOWN TRANSIT CENTER
PLANTING LEGEND & DETAILS

SCALE: AS NOTED
MTDB CONTRACT NO.: LRT-552
DRAWING NO.: HP-18 | SHEET NO.: 60

MTS DOC NO. PWL355.0-22, WOA355-AE-75

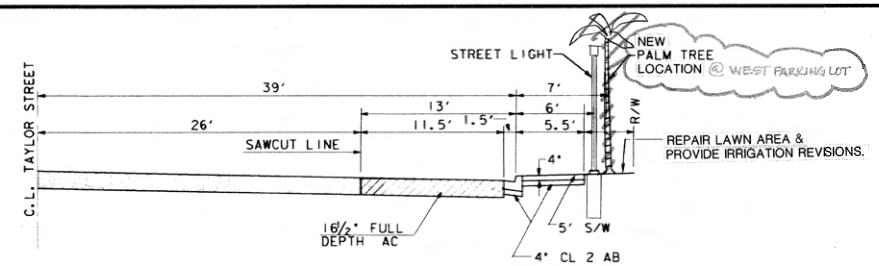

TYPICAL CROSS SECTION
TAYLOR STREET
(FROM CONGRESS ST TO JUAN ST)
SCALE 1"=5'

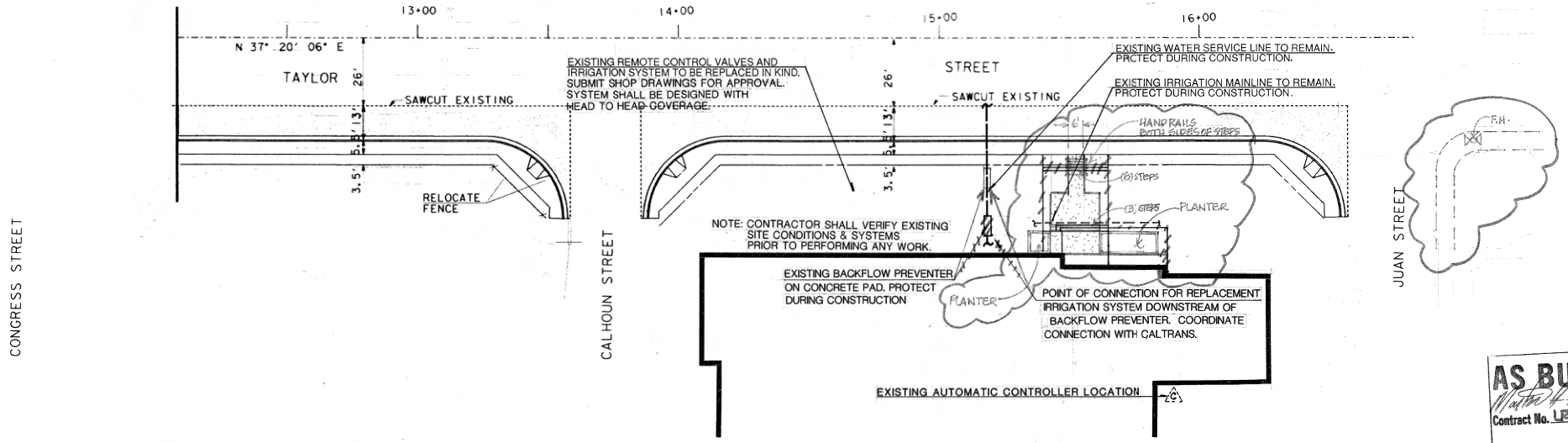

AS BUILT
Contract No. LRT-552
Date 12-24-96

NO.	DATE	REVISIONS	BY	CHK	APRV
	4-95	CONFORMED			

KTUA — KAWASAKI THIELACKER UENO ASSOCIATES — LANDSCAPE ARCHITECTURE · PLANNING

REGISTERED LANDSCAPE ARCHITECT — MICHAEL A. THIELACKER — RLA 1249 — STATE OF CALIFORNIA

DESIGNED BY BE	DATE 9/94
DRAWN BY BE	9/94
CHECKED BY MAT	9/94
MTDB PRJ.ENG. D. RAGLAND	

MTDB
Metropolitan Transit Development Board
1255 Imperial Avenue, Suite 1000, San Diego, CA. 92101-7490

LIGHT RAIL GUIDEWAY PROJECT
San Diego
OLD TOWN TRANSIT CENTER
TAYLOR STREET WIDENING
IRRIGATION

SCALE 1"=20'
MTDB CONTRACT NO. LRT 552
DRAWING NO. HP-19 SHEET NO. 61

FOR REDUCED PLANS ORIGINAL SCALE IS IN INCHES 0 1 2 3

MTS DOC NO. PW1355.0-22, WOA356-AE-75

/usr2/ot/552/sotc4.dgn
10-NOV-1992 07:33

NOTES:
1. REFER TO SHT. HP-18 FOR PLANT MATERIAL LEGEND, PLANTING DETAILS & PLANTING NOTES.

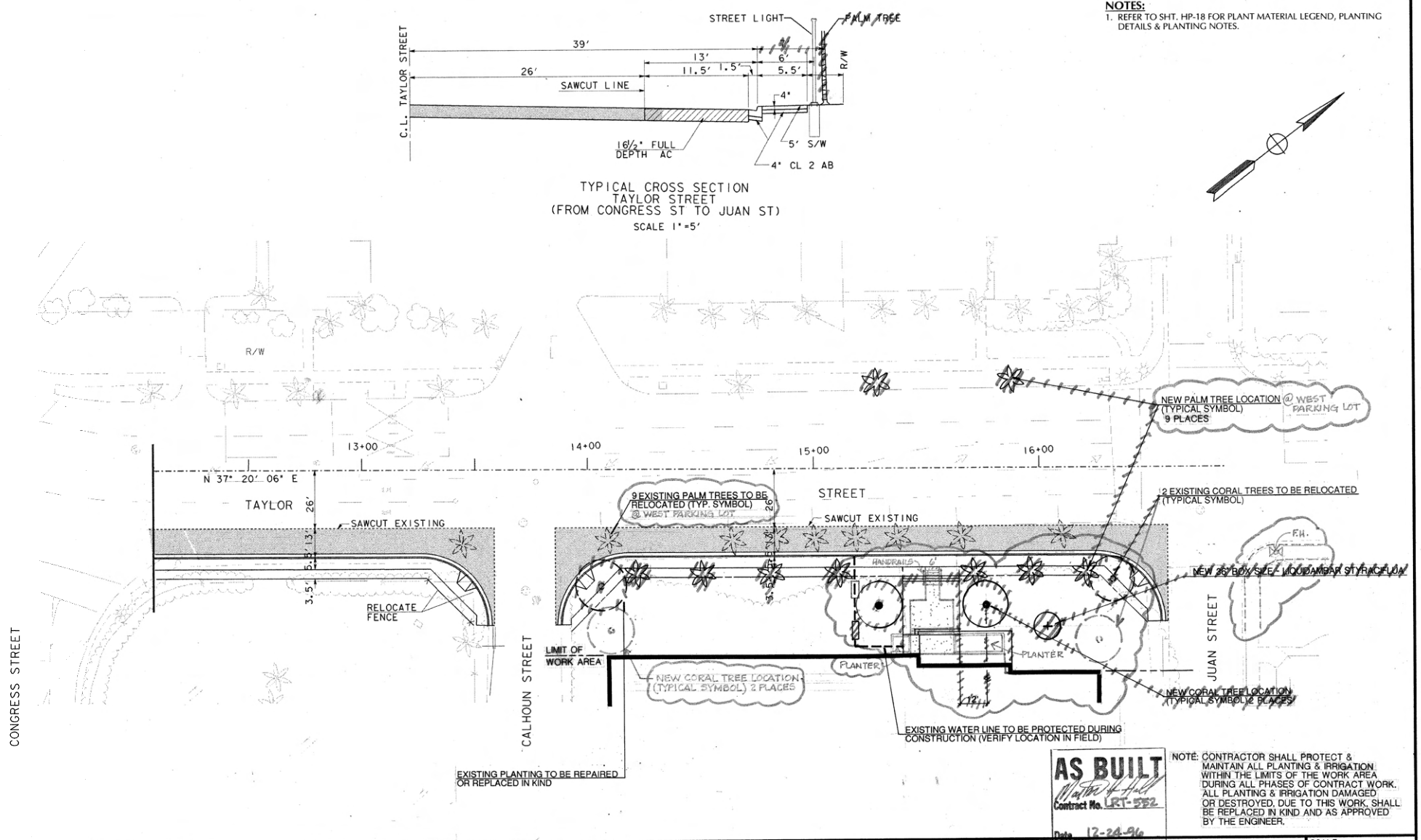

AS BUILT
Contract No. LRT-552
Date 12-24-96

NOTE: CONTRACTOR SHALL PROTECT & MAINTAIN ALL PLANTING & IRRIGATION WITHIN THE LIMITS OF THE WORK AREA DURING ALL PHASES OF CONTRACT WORK. ALL PLANTING & IRRIGATION DAMAGED OR DESTROYED, DUE TO THIS WORK, SHALL BE REPLACED IN KIND AND AS APPROVED BY THE ENGINEER.

NO.	DATE	REVISIONS	BY	CHK	APRV
	4-95	CONFORMED			

KTUA
KAWASAKI THEILACKER UENO + ASSOCIATES
LANDSCAPE ARCHITECTURE + PLANNING

REGISTERED LANDSCAPE ARCHITECT
MICHAEL A. THEILACKER
RLA 1249
EXP. DATE
STATE OF CALIFORNIA

		DATE
DESIGNED BY	RBL	9/94
DRAWN BY	RBL	9/94
CHECKED BY	MAT	9/94
MTDB PRJ.ENG.	D. RAGLAND	

MTDB
Metropolitan Transit Development Board
1255 Imperial Avenue, Suite 1000, San Diego, CA. 92101-7490

LIGHT RAIL GUIDEWAY PROJECT
San Diego
OLD TOWN TRANSIT CENTER
TAYLOR STREET WIDENING
PLANTING

SCALE 1"=20'
MTDB CONTRACT NO. LRT 552
DRAWING NO. HP-20
SHEET NO. 62

FOR REDUCED PLANS ORIGINAL SCALE IS IN INCHES
0 1 2 3

128

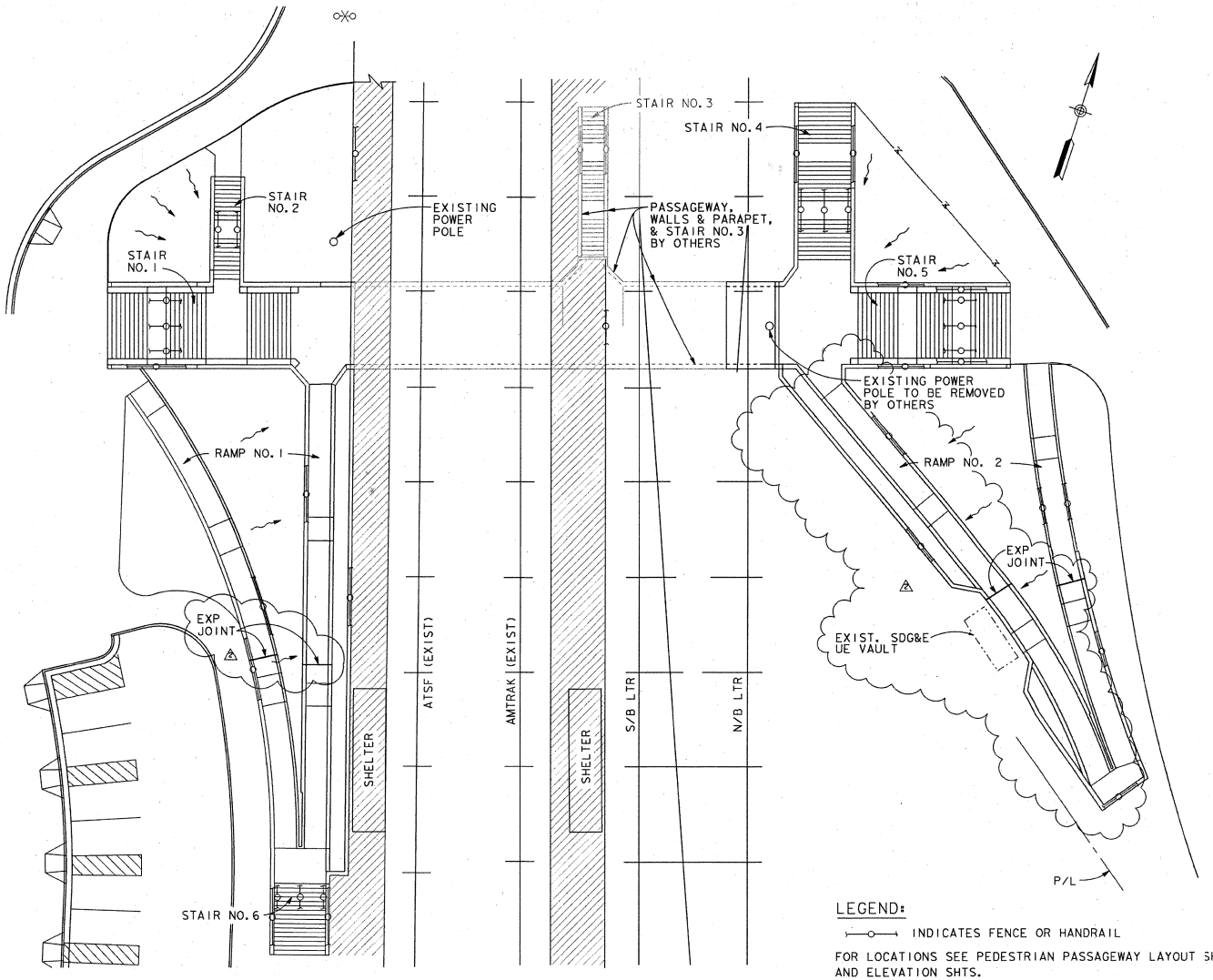

LEGEND:

INDICATES FENCE OR HANDRAIL

FOR LOCATIONS SEE PEDESTRIAN PASSAGEWAY LAYOUT SHTS AND ELEVATION SHTS.

BENCH MARKS

FOR BENCH MARKS SEE DRAWING "CSS1" AND " CSS2".

GENERAL NOTES

DESIGN

BRIDGE DESIGN SPECIFICATIONS: 1983 AASHTO WITH INTERIMS AND REVISIONS BY CALTRANS.

LIVE LOAD

COOPER E-80 TRAIN LOAD

EARTH PRESSURE LOAD

ACTIVE PRESSURE	=35H-20hw (psf)
AT-REST	=10H (psf)
HYDROSTATIC PRESSURE	=62.4hw (psf)
DYNAMIC PRESSURE	=70HT (psf) (PASSAGEWAY)
	=35H (psf) (RETAINING WALLS)
ALLOWABLE BEARING PRESSURE RETAINING WALLS	=2ksf

WHERE H=TOTAL HEIGHT
hw=HEIGHT OF WATER TABLE
HT=HEIGHT OF PASSAGEWAY

REINFORCED CONCRETE

fy = 60,000 psi
f'c = 3,250 psi

INDEX TO PLANS

SHEET NO.	TITLE
ST1	GENERAL PLAN
ST2	PLAN AND PROFILE
ST3	PASSAGEWAY DETAILS-1
ST4	RAMP NO. 1
ST5	RAMP NO. 2
ST6	RAMP DETAILS
ST7	STAIRS-1
ST8	STAIRS-2
ST9	STAIR DETAILS
ST10	WATERPROOFING DETAILS
ST11	MISCELLANEOUS DETAILS
ST12	STRAY CURRENT DETAILS
ST20	LAYOUT SHEET 1 OF 2
ST21	LAYOUT SHEET 2 OF 2
ST22	ELEVATIONS SHEET 1 OF 2
ST23	ELEVATIONS SHEET 2 OF 2
ST24	STAIR & HANDRAIL DETAILS

ISSUED FOR CONSTRUCTION JUN 26 1995

CALTRANS STANDARD PLANS DATED JULY 1992

A62-C	LIMITS OF PAYMENT FOR EXCAVATIONS AND BACKFILL
B0-3	BRIDGE DETAILS
ES-8	PULL BOX DETAILS

AS BUILT
Contract No. LRT-552
Date 12-11-96

NOTES:

1. ALL STRUCTURES ARE CAST-IN-PLACE.
2. FOR GEOMETRIC LAYOUT, ALIGNMENTS, AND ELEVATIONS SEE PEDESTRIAN PASSAGEWAY LAYOUT SHTS AND ELEVATION SHTS.
3. EXPOSED CONCRETE NOT RECEIVING FORM LINER SHALL BE INTEGRAL COLOR ROCK SALT FINISH.

NO.	DATE	REVISIONS	BY	CHK	APRV
2	07/18/95	REVISED RAMP ALIGNMENT & ADDED NOTE	EM		
1	03/30/95	CONFORM	EM		

DeLEUW CATHER

REGISTERED PROFESSIONAL ENGINEER — STEVEN T. MOBO — No. 49439 — Exp. 9/30/96 — CIVIL — STATE OF CALIFORNIA

DESIGNED BY A. ORSLEIE	DATE 06/08/94
DRAWN BY T. MATANGUIHAN	11/28/94
CHECKED BY E. MOBO	11/28/94
MTDB PRJ.ENG. D. RAGLAND	

MTDB
Metropolitan Transit Development Board
1255 Imperial Avenue, Suite 1000, San Diego, CA. 92101-7490

LIGHT RAIL GUIDEWAY PROJECT
San Diego

OLD TOWN TRANSIT CENTER
PEDESTRIAN PASSAGEWAY
GENERAL PLAN

SCALE 1" = 15'
MTDB CONTRACT NO. LRT 552
DRAWING NO. ST1 SHEET NO. 63

PLOT DATE: 18-JUL-1995 10:35 FILE ID: r:\drawings\r6ilst01.sht
PEN TABLE: 6il.pen

FOR REDUCED PLANS ORIGINAL SCALE IS IN INCHES 0 1 2 3

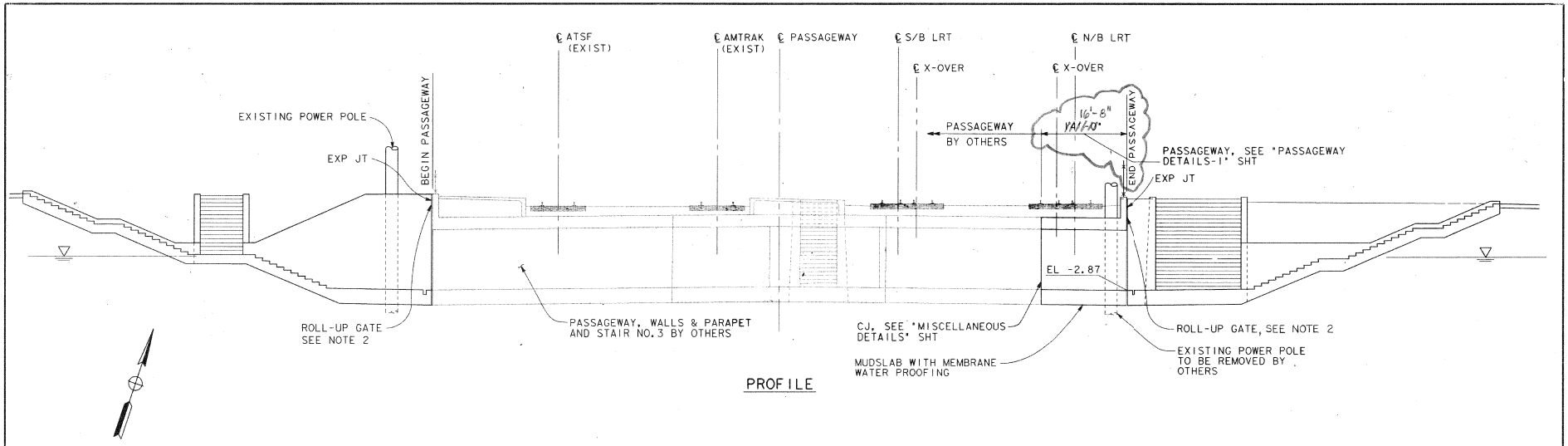

PROFILE

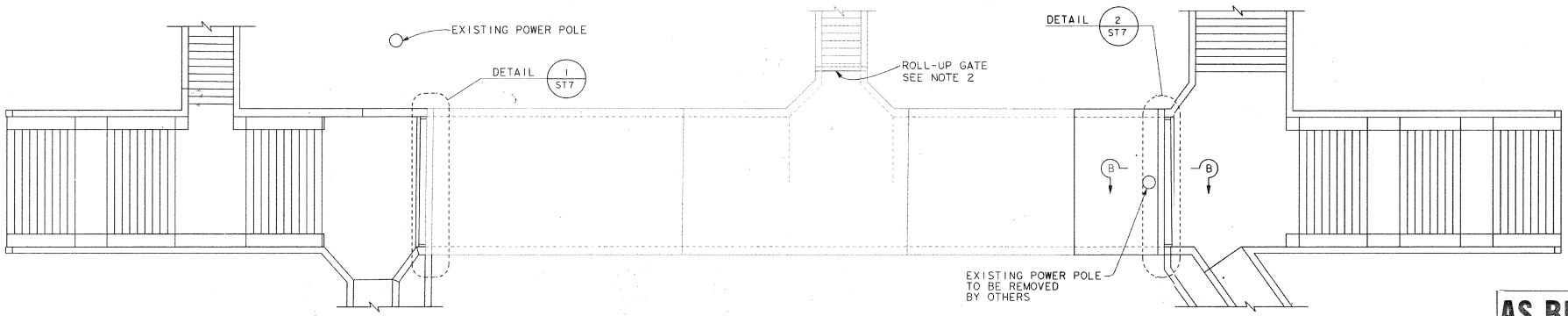

PLAN

(STRUCTURES ABOVE PASSAGEWAY NOT SHOWN FOR CLARITY)

AS BUILT
Walter H. Hall
Contract No. LRT-552
Date 12-11-96

NOTES:

1. FENCES/HAND RAILS NOT SHOWN.
2. CONTRACTOR SHALL SUBMIT DETAILS FOR MOUNTING AND SUPPORT OF ROLLING GRILLES INCLUDING WALL RECESSES TO ACCOMMODATE THE MAINTENANCE OF THE GRILLES PRIOR TO START OF CONSTRUCTION OF THE PEDESTRIAN PASSAGEWAY OR RAMPS AND STAIRS.
3. FOR SECTION B-B, SEE "PASSAGEWAY DETAILS-1" DWG ST3

NO.	DATE	REVISIONS	BY	CHK	APRV
	4-95	CONFORMED			

DeLEUVW CATHER

REGISTERED PROFESSIONAL ENGINEER — ERIEN T. MOBO — No. 49439 — Exp. 9/30/96 — CIVIL — STATE OF CALIFORNIA

		DATE
DESIGNED BY	A. ORSLEIE	06/06/94
DRAWN BY	T. MATANGUIHAN	11/28/94
CHECKED BY	E. MOBO	11/28/94
MTDB PRJ.ENG.	D. RAGLAND	

MTDB
Metropolitan Transit Development Board
1255 Imperial Avenue, Suite 1000, San Diego, CA. 92101-7490

LIGHT RAIL GUIDEWAY PROJECT
San Diego

OLD TOWN TRANSIT CENTER
PEDESTRIAN PASSAGEWAY
PLAN AND PROFILE

SCALE 1/8" = 1'-0"
MTDB CONTRACT NO. LRT 552
DRAWING NO. ST2
SHEET NO. 64

PLOT DATE: 23-NOV-1994 08:24 FILE ID: s:\6696ll\drawings\6llst03.sht
PEN TABLE: 6ll.pen

FOR REDUCED PLANS ORIGINAL SCALE IS IN INCHES 0 1 2 3

130

MTS DOC NO. PWL355.0-22, WOA355-A6-75

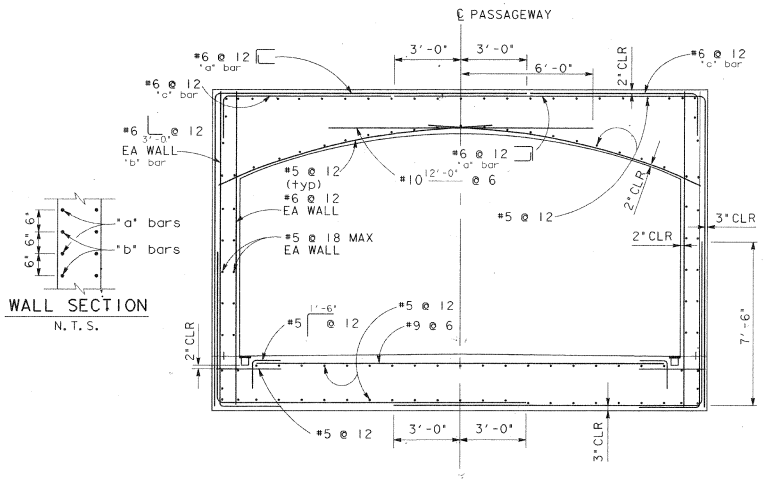

TYPICAL SECTION REINFORCEMENT

3/8" = 1'-0"

WALL SECTION

N.T.S.

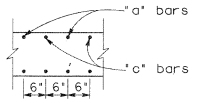

ROOF SECTION

N.T.S.

TYPICAL SECTION

1/4" = 1'-0"

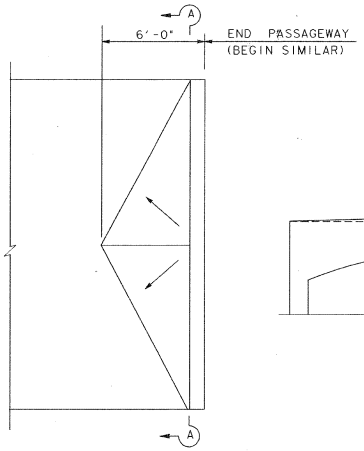

ROOF ELEVATION AT BEGIN / END FOR DRAINAGE

1/4" = 1'-0"

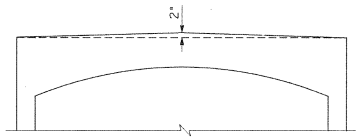

SECTION A-A

1/4" = 1'-0"

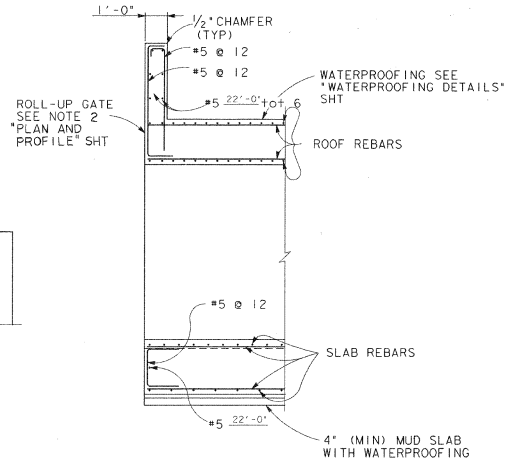

SECTION B-B

3/8" = 1'-0"

NOTES:

1. FOR WATERPROOFING DETAILS SEE "WATERPROOFING DETAILS" SHEET.
2. FOR PRIMARY LIGHT SOURCE SEE "SITE PLAN TRANSIT CENTER-PARKING LOT" SHT.
3. FOR DRAINAGE DETAILS SEE "UTILITY PLANS STORM DRAIN PROFILES" SHEETS.

AS BUILT
Contract No. LRT-552
Date 12-11-96

NO.	DATE	REVISIONS	BY	CHK	APRV
	4-95	CONFORMED			

DeLEUW CATHER

REGISTERED PROFESSIONAL ENGINEER — ERWIN T. MOBO — No. 49439 — Exp. 9/30/96 — CIVIL — STATE OF CALIFORNIA

DESIGNED BY	A. ORSLEIE	06/06/94
DRAWN BY	F.G. LEE	11/28/94
CHECKED BY	E. MOBO	11/28/94
MTDB PRJ.ENG.	D. RAGLAND	

MTDB
Metropolitan Transit Development Board
1255 Imperial Avenue, Suite 1000, San Diego, CA. 92101-7490

LIGHT RAIL GUIDEWAY PROJECT
San Diego

OLD TOWN TRANSIT CENTER
PEDESTRIAN PASSAGEWAY

PASSAGEWAY DETAILS-1

SCALE AS NOTED
MTDB CONTRACT NO. LRT 552
DRAWING NO. ST3 | SHEET NO. 65

PLOT DATE: 23-NOV-1994 08:21 FILE ID: s:\66961\drawings\68st02.sht
PEN TABLE: 68.pen

FOR REDUCED PLANS ORIGINAL SCALE IS IN INCHES 0 1 2 3

131

MTS DOC NO. PWL355.0-22, WOA355-AE-75

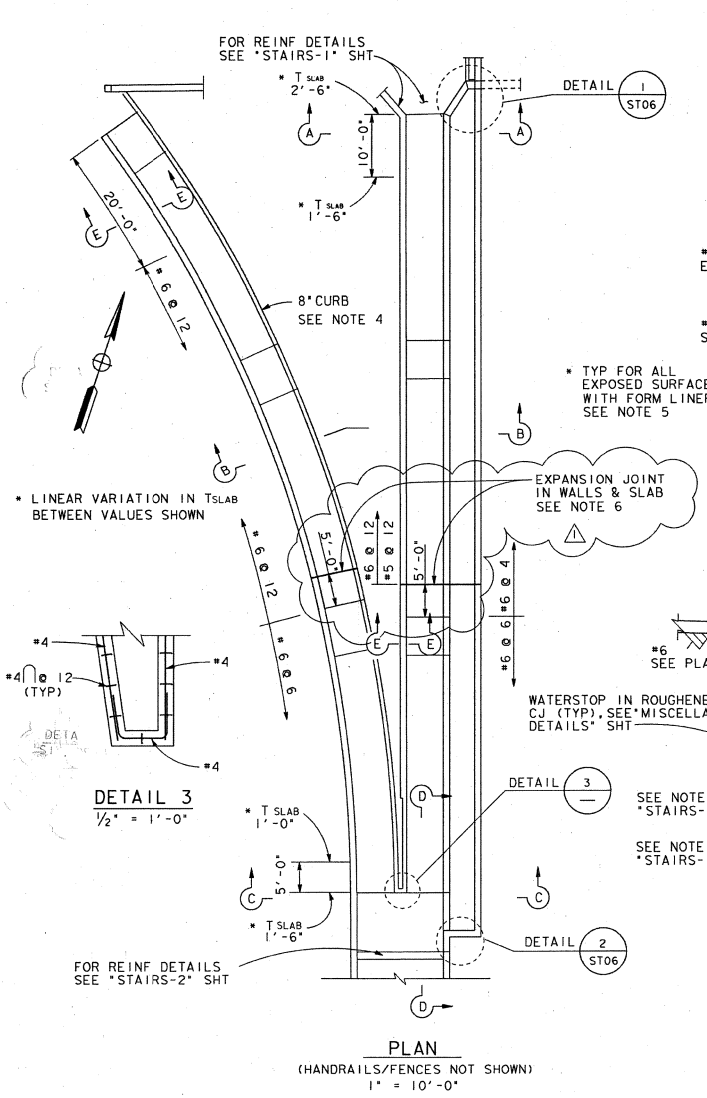

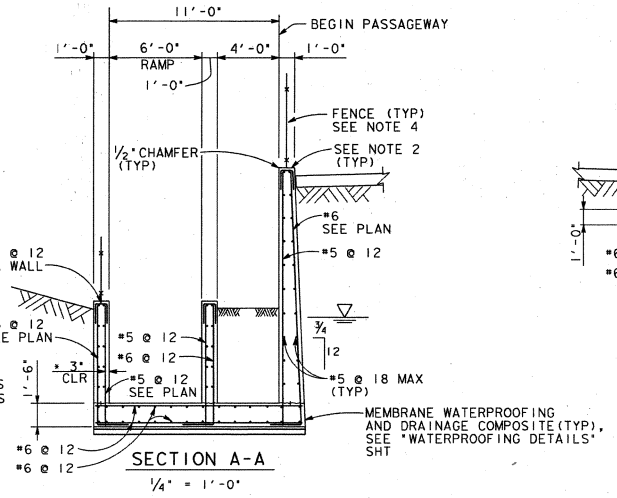

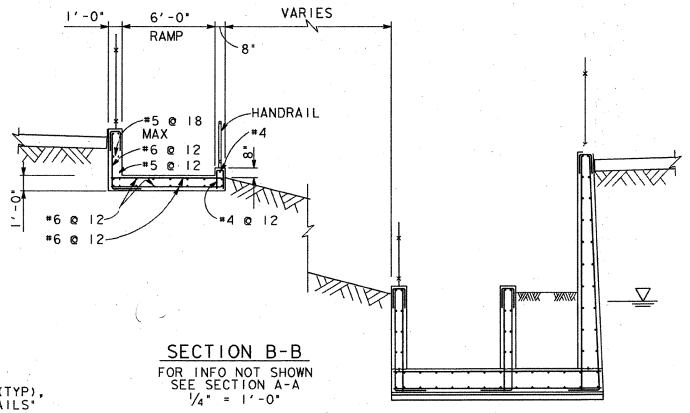

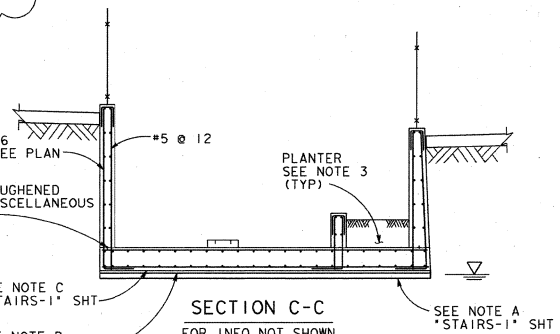

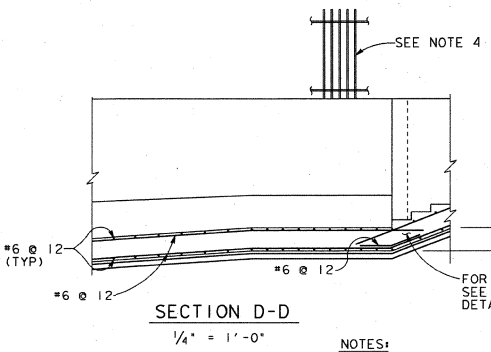

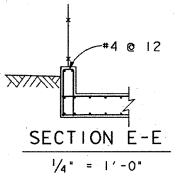

ISSUED FOR CONSTRUCTION
DATE: JUN 26 1995
BY:
C.O. No.:
REVISION No.:

NOTES:

1. FOR LOCATION OF RAMP NO. 1 SEE "GENERAL PLAN" SHEET.
2. THE ELEVATIONS OF TOP OF ALL WALLS SHALL BE CONSTRUCTED BY STRAIGHT LINES FORMED BETWEEN TOP OF WALL ELEVATIONS AS SHOWN ON PEDESTRIAN PASSAGEWAY LAYOUT SHTS.
3. FOR PLANTER DRAINAGE AND IRRIGATION DETAILS SEE "UTILITY PLANS STORM DRAIN PROFILES" SHEETS. FOR WATERPROOFING SEE SPECIAL PROVISIONS.
4. FOR HANDRAIL OR FENCE LOCATIONS SEE "PEDESTRIAN PASSAGEWAY ELEVATION SHEET 2 OF 2" SHT.
5. FOR LIMIT OF FORM LINERS SEE "PEDESTRIAN PASSAGEWAY ELEVATION SHEET 2 OF 2" SHT.
6. FOR DETAILS OF EXPANSION JOINT SEE "MISCELLANEOUS DETAILS" SHEET.
7. PROVIDE WEAKENED PLANES AT 24'-0" MAX IN ALL WALLS AS PER CALTRANS STD 3-2 BO-3

AS BUILT
Contract No. LRT-552
Date 12-11-96

NO.	DATE	REVISIONS	BY	CHK	APRV
1	07/18/95	ADDED NOTES	EM		

DeLEUW CATHER

REGISTERED PROFESSIONAL ENGINEER — EDREN T. MOBO — No. 49439 — Exp. 9/30/96 — CIVIL — STATE OF CALIFORNIA

DESIGNED BY	A. ORSLEIE	06/06/94
DRAWN BY	T. MATANGUIHAN	11/28/94
CHECKED BY	E. MOBO	11/28/94
MTDB PRJ.ENG.	D. RAGLAND	

MTDB
Metropolitan Transit Development Board
1255 Imperial Avenue, Suite 1000, San Diego, CA. 92101-7490

LIGHT RAIL GUIDEWAY PROJECT
San Diego
OLD TOWN TRANSIT CENTER
PEDESTRIAN PASSAGEWAY
RAMP NO. 1

SCALE	AS NOTED
MTDB CONTRACT NO.	LRT 552
DRAWING NO.	ST4
SHEET NO.	66

PLOT DATE: 18-JUL-1995 12:18 FILE ID: r:\drawings\61lst04.sht
PEN TABLE: 61l.pen

FOR REDUCED PLANS ORIGINAL SCALE IS IN INCHES 0 1 2 3

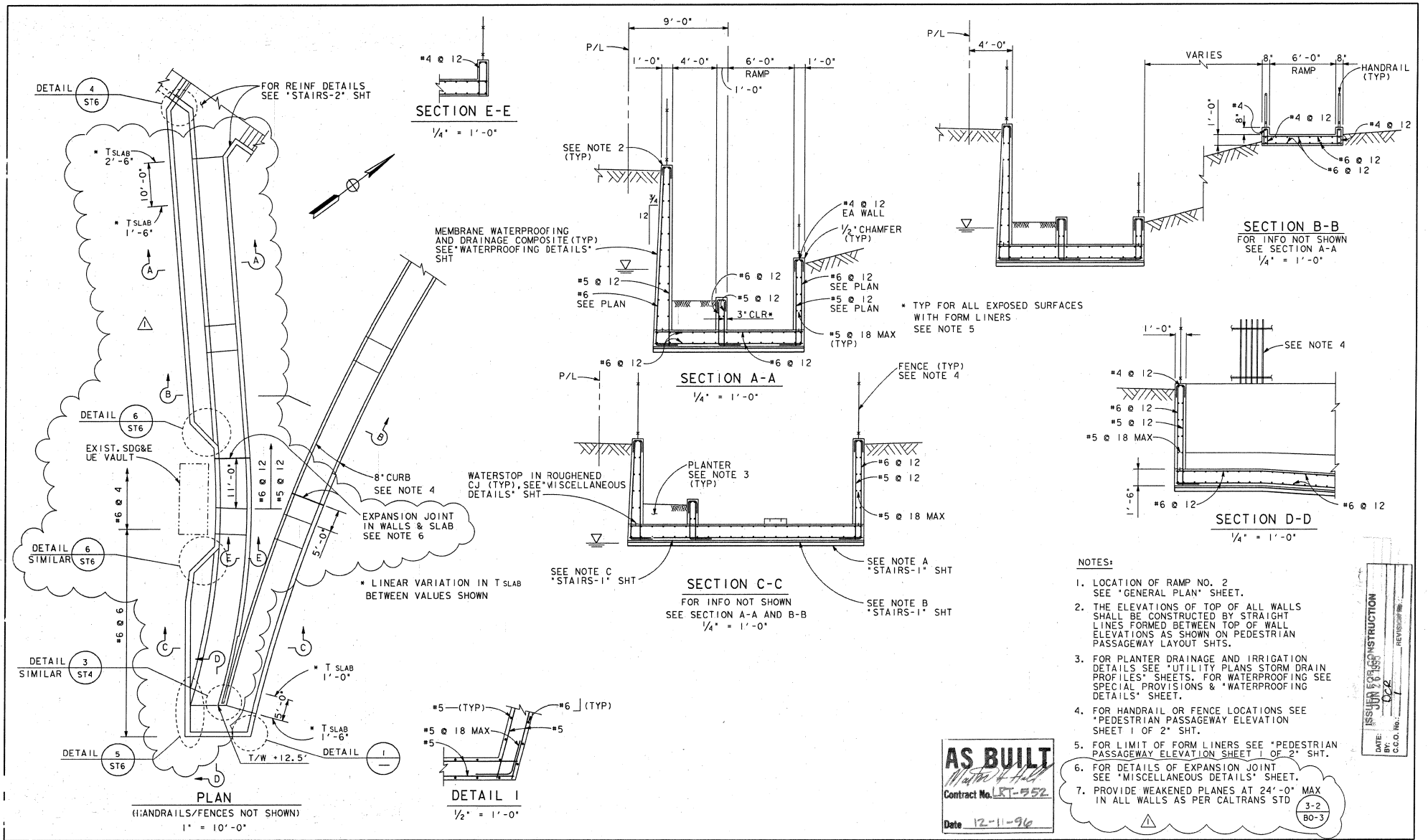

NOTES:

1. LOCATION OF RAMP NO. 2 SEE "GENERAL PLAN" SHEET.
2. THE ELEVATIONS OF TOP OF ALL WALLS SHALL BE CONSTRUCTED BY STRAIGHT LINES FORMED BETWEEN TOP OF WALL ELEVATIONS AS SHOWN ON PEDESTRIAN PASSAGEWAY LAYOUT SHTS.
3. FOR PLANTER DRAINAGE AND IRRIGATION DETAILS SEE "UTILITY PLANS STORM DRAIN PROFILES" SHEETS. FOR WATERPROOFING SEE SPECIAL PROVISIONS & "WATERPROOFING DETAILS" SHEET.
4. FOR HANDRAIL OR FENCE LOCATIONS SEE "PEDESTRIAN PASSAGEWAY ELEVATION SHEET 1 OF 2" SHT.
5. FOR LIMIT OF FORM LINERS SEE "PEDESTRIAN PASSAGEWAY ELEVATION SHEET 1 OF 2" SHT.
6. FOR DETAILS OF EXPANSION JOINT SEE "MISCELLANEOUS DETAILS" SHEET.
7. PROVIDE WEAKENED PLANES AT 24'-0" MAX IN ALL WALLS AS PER CALTRANS STD 3-2 B0-3

AS BUILT
Contract No. LRT-552
Date 12-11-96

ISSUED FOR CONSTRUCTION
JUN 23 1995
DATE:
BY:
C.C.O. No.:
REVISION No.

NO.	DATE	REVISIONS	BY	CHK	APRV
1	07/12/95	REVISED RAMP ALIGNMENT & ADDED NOTES	EM		

DeLEUW CATHER

REGISTERED PROFESSIONAL ENGINEER — ETHAN T. MOBO — No. 49439 — Exp. 9/30/96 — CIVIL — STATE OF CALIFORNIA

DESIGNED BY A. ORSLEIE	DATE 06/06/94
DRAWN BY T. MATANGUIHAN	11/28/94
CHECKED BY E. MOBO	11/28/94
MTDB PRJ.ENG. D. RAGLAND	

MTDB
Metropolitan Transit Development Board
1255 Imperial Avenue, Suite 1000, San Diego, CA. 92101-7490

LIGHT RAIL GUIDEWAY PROJECT
San Diego

OLD TOWN TRANSIT CENTER
PEDESTRIAN PASSAGEWAY
RAMP NO. 2

SCALE AS NOTED
MTDB CONTRACT NO. LRT 552
DRAWING NO. ST5
SHEET NO. 67

PLOT DATE: 18-JUL-1995 11:38
PEN TABLE: 6ill.pen
FILE ID: r:\drawings\r6ilst05.sht

FOR REDUCED PLANS ORIGINAL SCALE IS IN INCHES 0 1 2 3

MTS DOC NO. PWL355.022 WOA355-AE-7.5

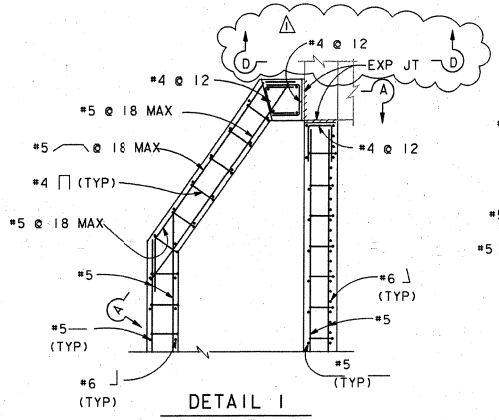

DETAIL 1
FENCE NOT SHOWN
½" = 1'-0"

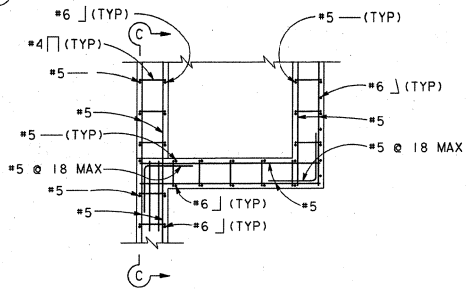

DETAIL 2
½" = 1'-0"

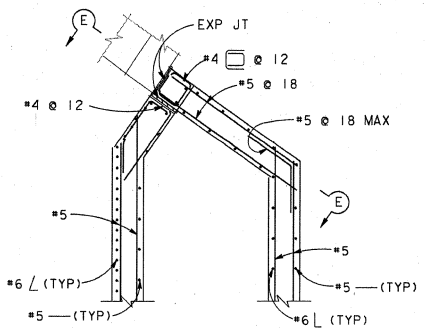

DETAIL 4
½" = 1'-0"

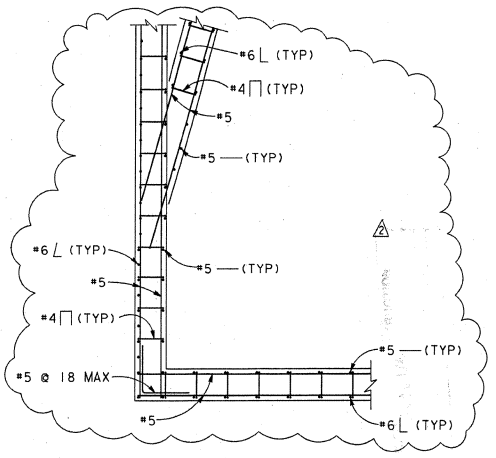

DETAIL 5
½" = 1'-0"

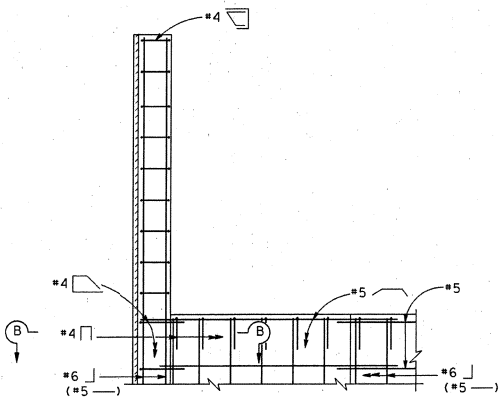

SECTION A-A
½" = 1'-0"

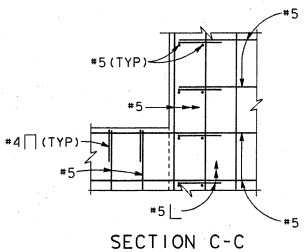

SECTION C-C
½" = 1'-0"

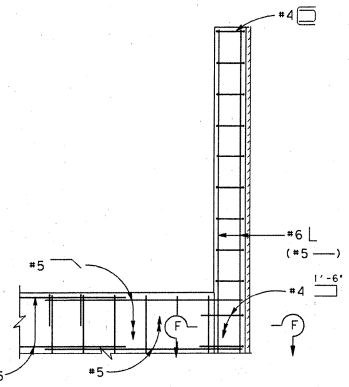

SECTION E-E
½" = 1'-0"

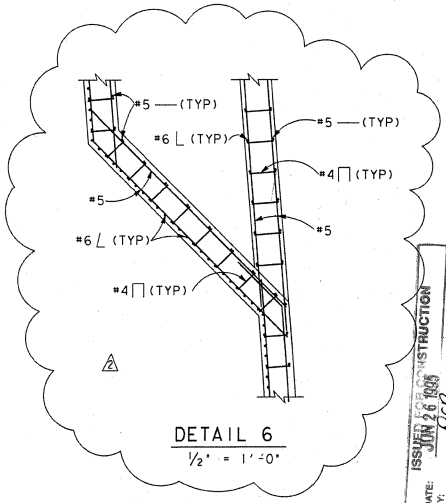

DETAIL 6
½" = 1'-0"

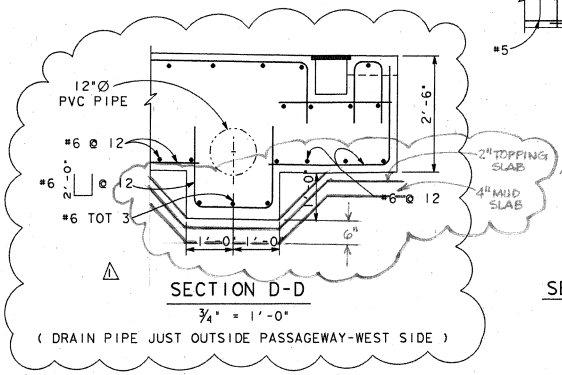

SECTION D-D
¾" = 1'-0"
(DRAIN PIPE JUST OUTSIDE PASSAGEWAY-WEST SIDE)

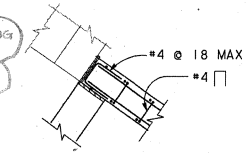

SECTION F-F
½" = 1'-0"

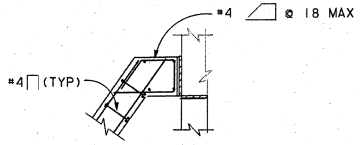

SECTION B-B
½" = 1'-0"

ISSUED FOR CONSTRUCTION
JUN 26 1996
DATE:
BY:
C.O.O. No.:
REVISION No.: 02

AS BUILT
Contract No. LRT-552
Date 12-11-96

NOTES:
1. FOR LOCATION OF DETAIL 1 AND DETAIL 2 SEE "RAMP NO. 1" SHT. FOR LOCATION OF DETAIL 4 & DETAIL 5 SEE "RAMP NO. 2" SHT.

NO.	DATE	REVISIONS	BY	CHK	APRV
2	07/18/95	ADDED DETAIL AS PER REVISED RAMP ALIGNMENT	EM		
1	04/27/95	ADDED SECTION AS PER REVISED DRAIN PIPE LOCATION	EM		

DeLEUW CATHER

REGISTERED PROFESSIONAL ENGINEER — STEPHEN T. MOBO — No. 49439 — Exp. 9/30/96 — CIVIL — STATE OF CALIFORNIA

DESIGNED BY A. ORSLEIE	DATE 06/06/94
DRAWN BY F.G. LEE	11/28/94
CHECKED BY E. MOBO	11/28/94
MTDB PRJ.ENG. D. RAGLAND	

MTDB
Metropolitan Transit Development Board
1255 Imperial Avenue, Suite 1000, San Diego, CA. 92101-7490

LIGHT RAIL GUIDEWAY PROJECT
San Diego

OLD TOWN TRANSIT CENTER
PEDESTRIAN PASSAGEWAY
RAMP DETAILS

SCALE AS NOTED
MTDB CONTRACT NO. LRT 552
DRAWING NO. ST6 | SHEET NO. 68

PLOT DATE: 18-JUL-1995 10:16 FILE ID: r:\drawings\r6ilst06.sht
PEN TABLE: 6il.pen

FOR REDUCED PLANS ORIGINAL SCALE IS IN INCHES

MTS DOC NO. PWL355.0-22, WOA355-AE-75

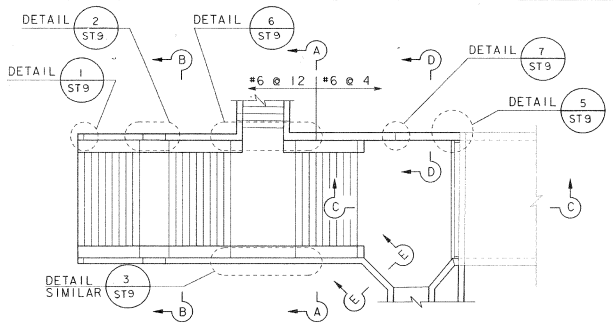

PLAN STAIR NO. 1

1" = 10'-0"

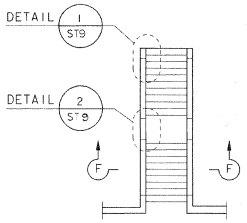

PLAN STAIR NO. 2

1" = 10'-0"

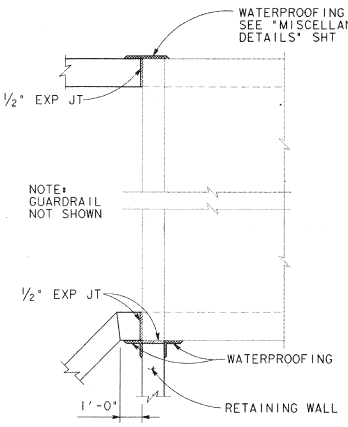

DETAIL 1

3/8" = 1'-0"

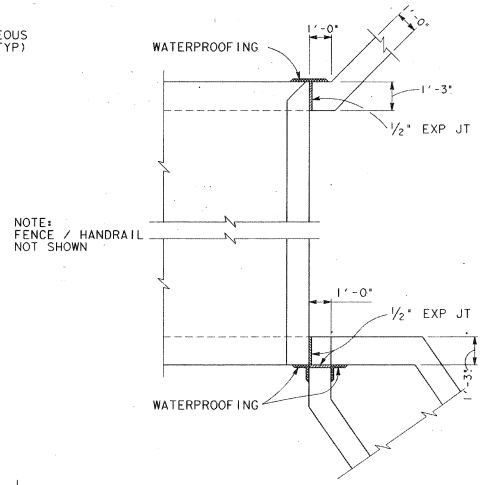

DETAIL 2

3/8" = 1'-0"

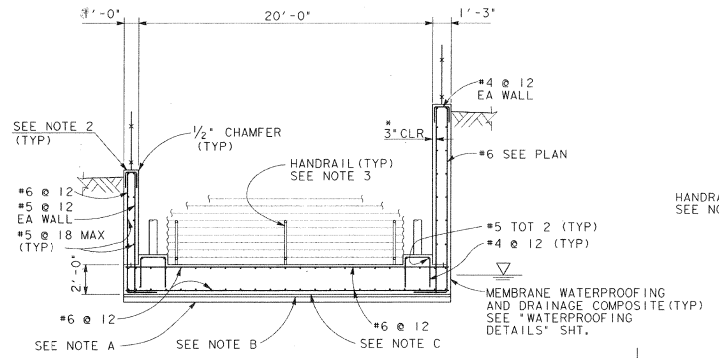

SECTION A-A

1/4" = 1'-0"

* TYP ON ALL SURFACES WITH FORM LINERS SEE NOTE 4

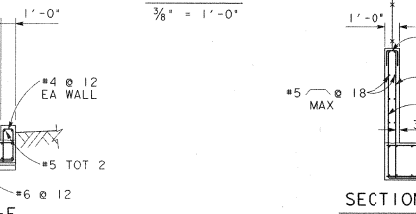

SECTION F-F

1/4" = 1'-0"

SECTION E-E

1/1" = 1'-0"

NOTE A: 4" (MIN) MUD SLAB, CAST ON UNDISTURBED SOIL (TYP)

NOTE B: 2" CONCRETE PROTECTION OVER ASPHALT HARDBOARDS

NOTE C: 2 LAYERS OF 1/8" THICK ASPHALTIC HARDBOARD PROTECTION OVER MEMBRANE WATERPROOFING

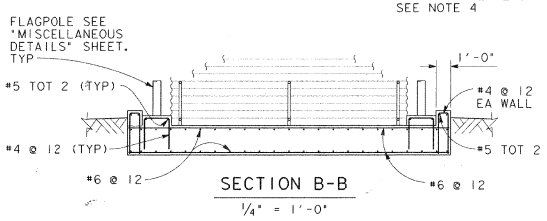

SECTION B-B

1/4" = 1'-0"

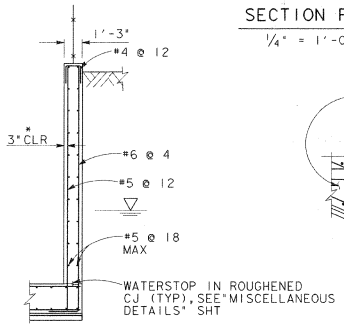

SECTION D-D

1/4" = 1'-0"

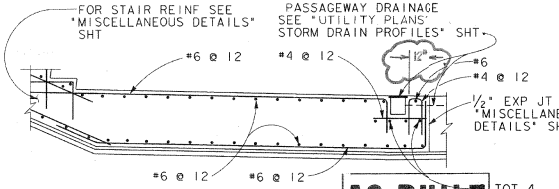

SECTION C-C

3/8" = 1'-0"

AS BUILT
Master H. Hall
Contract No. LRT-552
Date 12-11-96

NOTES:

1. FOR LOCATION OF STAIR NO. 1 AND 2 SEE "GENERAL PLAN" SHT. FOR LOCATION OF DETAILS 1 & 2 SEE "PLAN AND PROFILE" SHT.
2. THE ELEVATIONS OF TOP OF ALL WALLS SHALL BE CONSTRUCTED BY STRAIGHT LINES FORMED BETWEEN TOP OF WALL ELEVATIONS AS SHOWN ON PEDESTRIAN PASSAGEWAY LAYOUT SHTS.
3. FOR HANDRAIL OR FENCE LOCATIONS SEE "PEDESTRIAN PASSAGEWAY ELEVATION SHEET 2 OF 2" SHT.
4. FOR LIMIT OF FORM LINERS SEE "PEDESTRIAN PASSAGEWAY ELEVATION SHEET 2 OF 2" SHT.

NO.	DATE	REVISIONS	BY	CHK	APRV
	4-95	CALFORMED			

DeLEUW CATHER

REGISTERED PROFESSIONAL ENGINEER — STEPHEN T. MOBO — No. 49439 — Exp. 9/30/96 — CIVIL — STATE OF CALIFORNIA

DESIGNED BY	A. ORSLEIE	DATE 06/06/94
DRAWN BY	T. MATANGUIHAN	11/28/94
CHECKED BY	E. MOBO	11/28/94
MTDB PRJ.ENG.	D. RAGLAND	

MTDB
Metropolitan Transit Development Board
1255 Imperial Avenue, Suite 1000, San Diego, CA. 92101-7490

LIGHT RAIL GUIDEWAY PROJECT
San Diego

OLD TOWN TRANSIT CENTER
PEDESTRIAN PASSAGEWAY
STAIRS-1

SCALE: AS NOTED
MTDB CONTRACT NO.: LRT 552
DRAWING NO.: ST7
SHEET NO.: 69

PLOT DATE: 23-NOV-1994 08:44 FILE ID: s:\66961l\drawings\6lls107.sht
PEN TABLE: 6ilpen

FOR REDUCED PLANS ORIGINAL SCALE IS IN INCHES 0 1 2 3

135

MTS DOC NO. PWL355.0-22, WOA355-AE-75

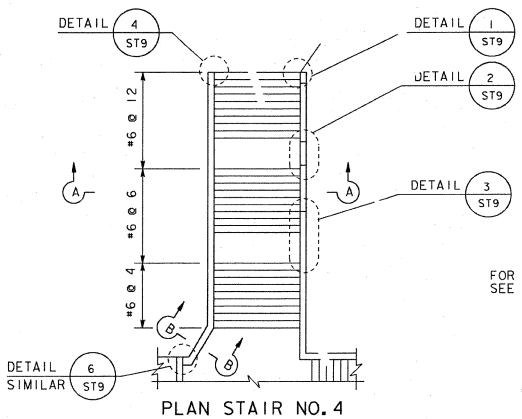

PLAN STAIR NO. 4
1" = 10'-0"

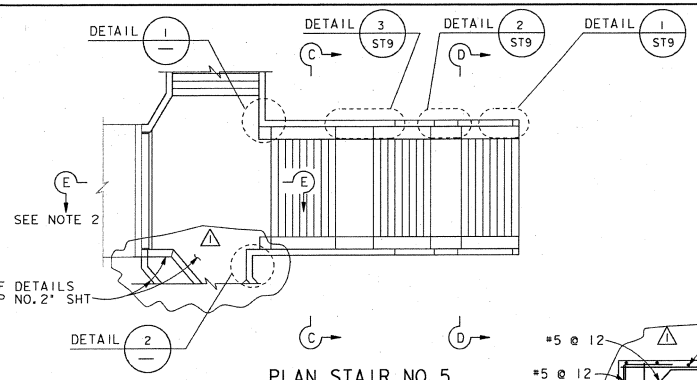

PLAN STAIR NO. 5
1" = 10'-0"

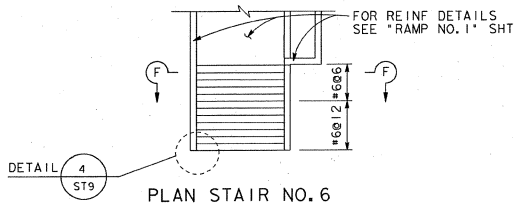

PLAN STAIR NO. 6
1" = 10'-0"

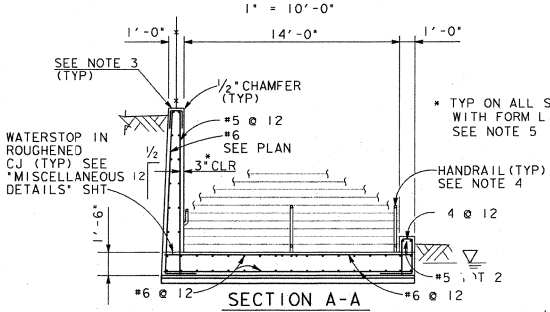

SECTION A-A
1/4" = 1'-0"

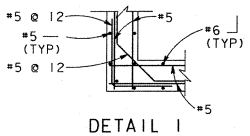

DETAIL 1
1/2" = 1'-0"

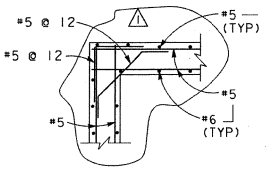

DETAIL 2
1/2" = 1'-0"

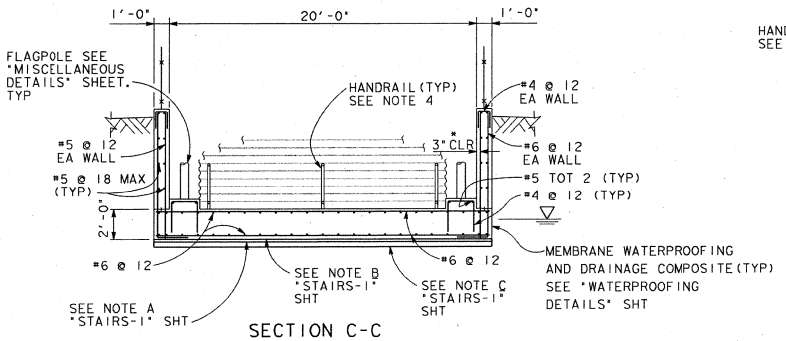

SECTION C-C
1/4" = 1'-0"

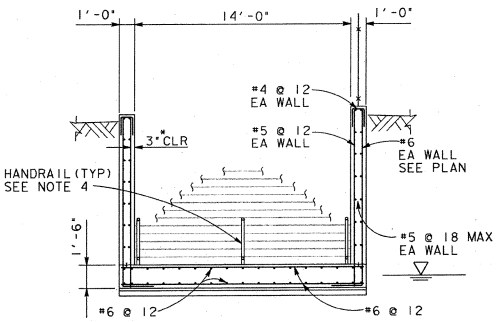

SECTION F-F
1/4" = 1'-0"

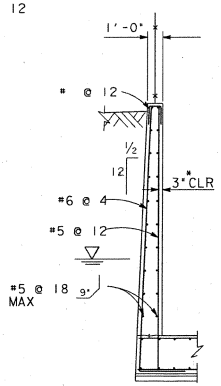

SECTION B-B
1/4" = 1'-0"

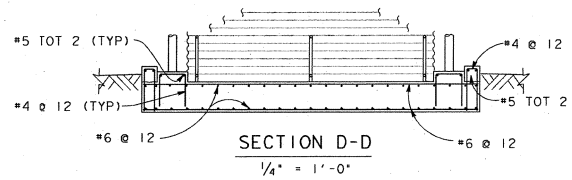

SECTION D-D
1/4" = 1'-0"

AS BUILT
Contract No. LRT-552
Date 12-11-96

NOTES:

1. FOR LOCATION OF STAIR NO. 4, 5, AND 6 SEE "GENERAL PLAN" SHT.
2. SECTION E-E IS SIMILAR TO SECTION C-C "STAIRS-1" SHT.
3. THE ELEVATIONS OF TOP OF ALL WALLS SHALL BE CONSTRUCTED BY STRAIGHT LINES FORMED BETWEEN TOP OF WALL ELEVATIONS AS SHOWN ON PEDESTRIAN PASSAGEWAY LAYOUT SHTS.
4. FOR HANDRAIL OR FENCE LOCATIONS SEE "PEDESTRIAN PASSAGEWAY ELEVATION SHEET 1 OF 2" SHT.
5. FOR LIMIT OF FORM LINERS SEE "PEDESTRIAN PASSAGEWAY ELEVATION SHEET 1 OF 2" SHT.

NO.	DATE	REVISIONS	BY	CHK	APRV
1	04/27/95	REVISED RAMP ALIGNMENT	EM		

DeLEUW CATHER

REGISTERED PROFESSIONAL ENGINEER — ERIK T. MOBO — No. 49439 — Exp. 9/30/96 — CIVIL — STATE OF CALIFORNIA

DESIGNED BY A. ORSLEIE	DATE 06/06/94
DRAWN BY T. MATANGUIHAN	11/28/94
CHECKED BY E. MOBO	11/28/94
MTDB PRJ.ENG. D. RAGLAND	

MTDB
Metropolitan Transit Development Board
1255 Imperial Avenue, Suite 1000, San Diego, CA. 92101-7490

LIGHT RAIL GUIDEWAY PROJECT
San Diego

OLD TOWN TRANSIT CENTER
PEDESTRIAN PASSAGEWAY
STAIRS-2

SCALE	AS NOTED
MTDB CONTRACT NO.	LRT 552
DRAWING NO.	ST8
SHEET NO.	70

PLOT DATE: 28-APR-1995 12:44 FILE ID: a:\6ilst08.dgn
PEN TABLE: 6il.pen

FOR REDUCED PLANS ORIGINAL SCALE IS IN INCHES 0 1 2 3

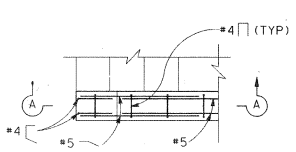

DETAIL 1
1/2" = 1'-0"

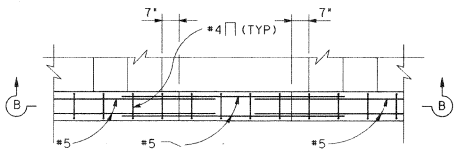

DETAIL 2
1/2" = 1'-0"

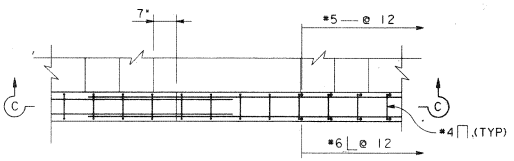

DETAIL 3
1/2" = 1'-0"

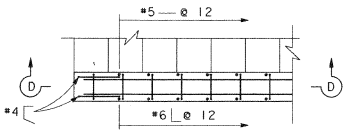

DETAIL 4
1/2" = 1'-0"

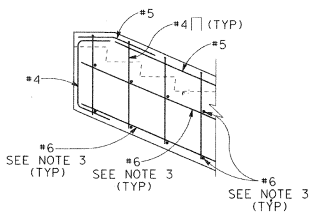

SECTION A-A
1/2" = 1'-0"

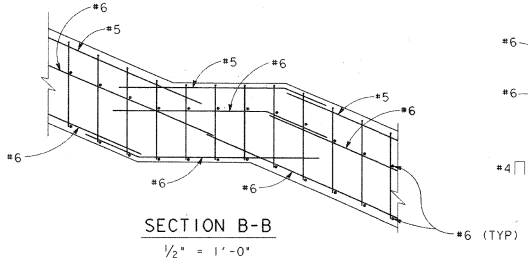

SECTION B-B
1/2" = 1'-0"

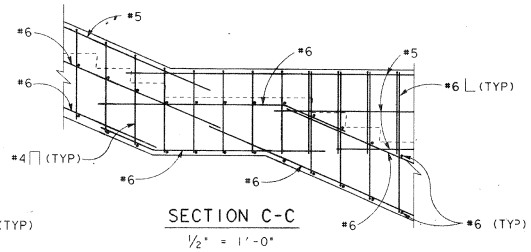

SECTION C-C
1/2" = 1'-0"

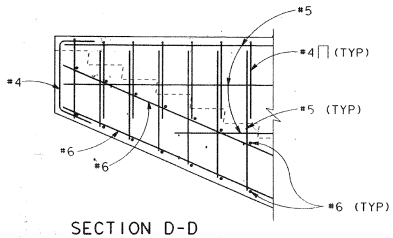

SECTION D-D
1/2" = 1'-0"

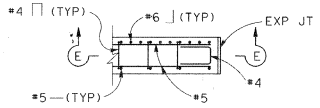

DETAIL 5
1/2" = 1'-0"

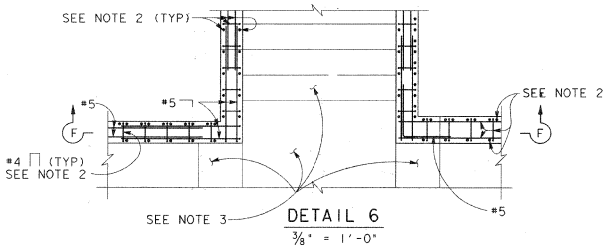

DETAIL 6
3/8" = 1'-0"

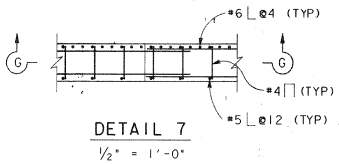

DETAIL 7
1/2" = 1'-0"

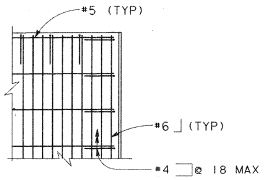

SECTION E-E
1/2" = 1'-0"

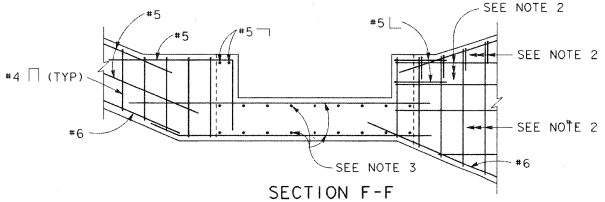

SECTION F-F
3/8" = 1'-0"

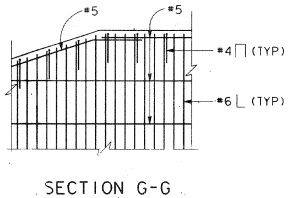

SECTION G-G
1/2" = 1'-0"

AS BUILT
Contract No. LRT-552
Date 12-11-96

NOTES:

1. FOR LOCATION OF DETAIL 1, DETAIL 2, DETAIL 3, DETAIL 4, DETAIL 5, DETAIL 6 & DETAIL 7 SEE "STAIRS-1" AND "STAIRS-2" SHT.
2. FOR WALL REINF SEE "STAIRS - 1" SHT.
3. FOR STAIR REINF SEE "MISCELLANEOUS DETAILS" SHT.
4. FENCE OR HANDRAIL NOT SHOWN ON ANY DETAILS.

NO.	DATE	REVISIONS	BY	CHK	APRV
4-95	CONFORMED				

DeLEUW CATHER

REGISTERED PROFESSIONAL ENGINEER — STEVEN T. MOBO — No. 49438 — Exp. 9/30/96 — CIVIL — STATE OF CALIFORNIA

		DATE
DESIGNED BY	A. ORSLEIE	06/06/94
DRAWN BY	T. MATANGUIHAN	11/28/94
CHECKED BY	E. MOBO	11/28/94
MTDB PRJ.ENG.	D. RAGLAND	

MTDB
Metropolitan Transit Development Board
1255 Imperial Avenue, Suite 1000, San Diego, CA. 92101-7490

LIGHT RAIL GUIDEWAY PROJECT
San Diego

OLD TOWN TRANSIT CENTER
PEDESTRIAN PASSAGEWAY
STAIR DETAILS

SCALE: AS NOTED
MTDB CONTRACT NO.: LRT 552
DRAWING NO.: ST9
SHEET NO.: 71

PLOT DATE: 23-NOV-1994 10:48 FILE ID: s:\66961\drawings\61st09.sht
PEN TABLE: 61pen

FOR REDUCED PLANS ORIGINAL SCALE IS IN INCHES 0 1 2 3

137

MTS DOC NO. PWL355.0-22, WOA355-AE-75

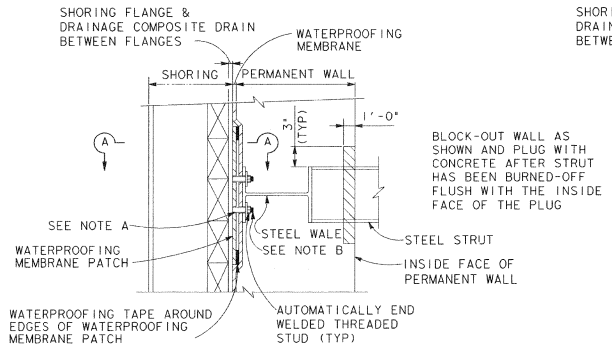

OPTION 1
(WALE AND/OR STRUT CAST INTO WALL)

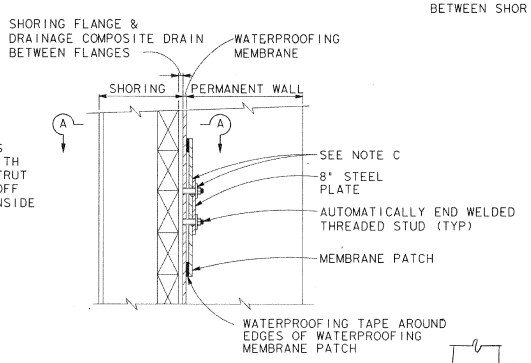

OPTION 2
(WALE AND/OR STRUT REMOVED)

AT WALE AND/OR STRUT CONNECTION

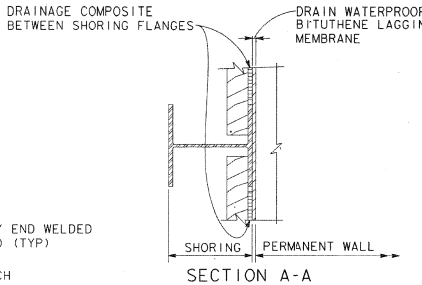

SECTION A-A

NOTE A:
SEAL PROTRUSIONS OF THE STUDS THROUGH THE WATERPROOFING MEMBRANE WITH ASPHALTIC EMULSION AND IN ACCORDANCE WITH THE MANUFACTURER'S RECOMMENDATIONS.

NOTE B:
SEAL ALL STUD THREADS WITH TEFLON TAPE.

NOTE C:
AFTER WALE AND/OR STRUT IS REMOVED, RESEAL PROTRUSIONS OF THE STUDS THROUGH THE WATERPROOFING MEMBRANE WITH ASPHALTIC EMULSION AND A WATERPROOFING MEMBRANE & ~8" STEEL PLATE. THE PATCH SHALL EXTEND 6" BEYOND THE OUTSIDE DIMENSION OF THE STEEL PLATE. APPLY WATERPROOFING TAPE AT THE EDGES OF THE PATCH TO SECURE IT IN PLACE. REINSTALL NUTS AND WASHERS AND RESEAL ALL STUD THREADS WITH TEFLON TAPE.

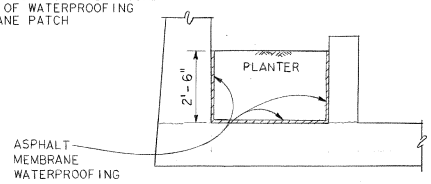

PLANTER RETAINING WALLS

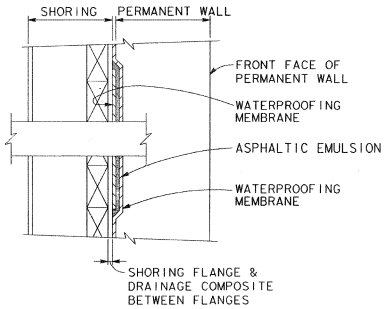

PROTRUSION DETAIL

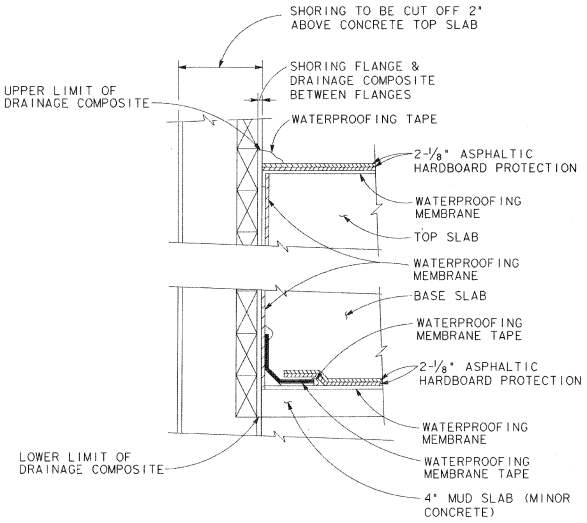

BASE SLAB AND TOP SLAB TIE-IN DETAIL

THE UPPER LIMIT OF THE MEMBRANE WATERPROOFING FOR RAMPS AND STAIRS SHALL BE ELEVATION +7.0 (MSL). THE UPPER LIMIT OF THE DRAINAGE COMPOSITE SHALL BE 1'-0" BELOW THE FINISHED GROUND.

FOR T/W ELEVATIONS EQUAL OR LESS THAN +7.0, UPPER LIMIT OF DRAINAGE COMPOSITE SHALL BE AT SAME ELEVATION AS TOP OF MEMBRANE WATERPROOFING.

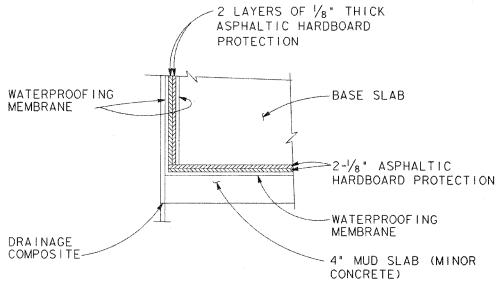

STAIRS AND RAMPS RETAINING WALLS

AS BUILT
Master Hall
Contract No. LRT-552
Date 12-11-96

NOTES:

1. N ADDITION TO THE DETAILS SHOWN, THE WATERPROOFING SYSTEM SHALL BE INSTALLED IN ACCORDANCE WITH THE MANUFACTURER'S RECOMMENDATIONS AND THE SPECIAL PROVISIONS.
2. PENETRATIONS THROUGH THE MEMBRANE WATERPROOFING SYSTEM OF THE PERMANENT STRUCTURE BY THE CONTRACTOR'S TEMPORARY DEWATERING SCHEME WILL NOT BE PERMITTED.
3. FOR ADDITIONAL INFORMATION RELATING TO THE MEMBRANE WATERPROOFING SYSTEM AND THE DRAINAGE COMPOSITE SEE THE SPECIAL PROVISIONS.

NO.	DATE	REVISIONS	BY	CHK	APRV
	4-95	CANCELLED			

DeLEUW CATHER

REGISTERED PROFESSIONAL ENGINEER — STEVEN T. MOBO — No. 49439 — Exp. 9/30/96 — CIVIL — STATE OF CALIFORNIA

DESIGNED BY A. ORSLEIE	DATE 06/06/94
DRAWN BY T. MATANGUIHAN	11/28/94
CHECKED BY E. MOBO	11/28/94
MTDB PRJ.ENG. D. RAGLAND	

MTDB
Metropolitan Transit Development Board
1255 Imperial Avenue, Suite 1000, San Diego, CA. 92101-7490

LIGHT RAIL GUIDEWAY PROJECT
San Diego

OLD TOWN TRANSIT CENTER
PEDESTRIAN PASSAGEWAY
WATERPROOFING DETAILS

SCALE	
N. T. S.	
MTDB CONTRACT NO.	
LRT 552	
DRAWING NO.	SHEET NO.
ST10	72

PLOT DATE: 23-NOV-1994 10:45 FILE ID: s:\6696ll\drawings\6llst10.sht
PEN TABLE: 6ll.pen

FOR REDUCED PLANS ORIGINAL SCALE IS IN INCHES 0 1 2 3

138

MTS DOC NO. PWL355.0-22, WOA355-A6-75

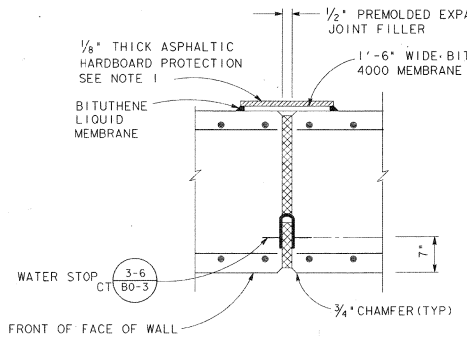

TYPICAL EXPANSION JOINT-WALL
N.T.S.

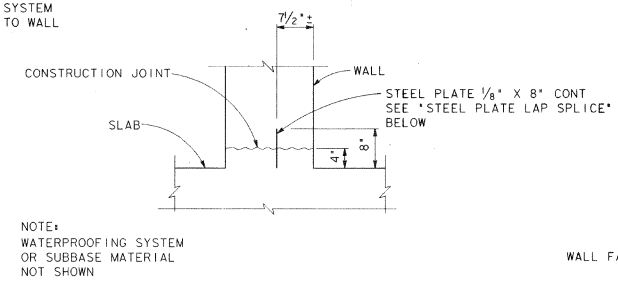

WALL CONSTRUCTION JOINT
N.T.S.

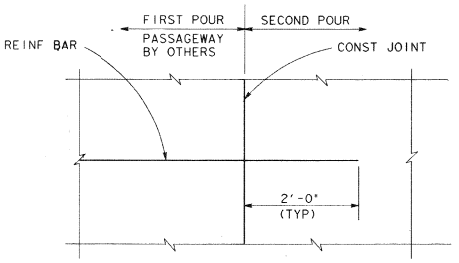

PASSAGEWAY CONSTRUCTION JOINT
N.T.S.

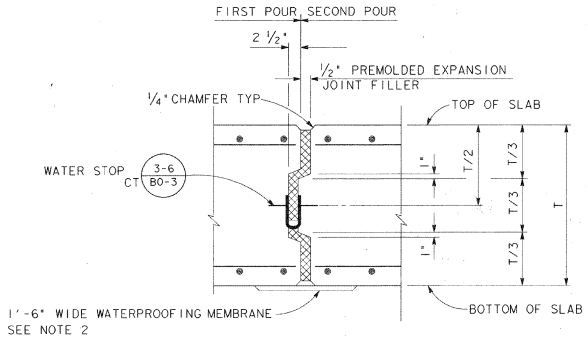

TYPICAL EXPANSION JOINT-SLAB
N.T.S.

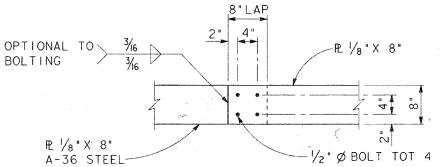

STEEL PLATE LAP SPLICE
1"=1'-0"

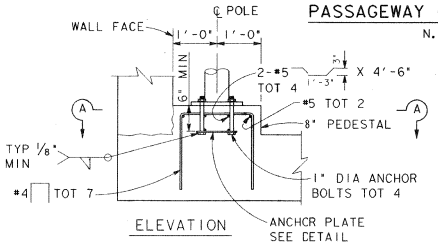

ELEVATION

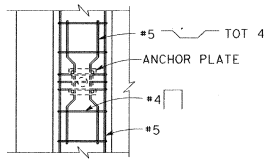

SECTION A-A

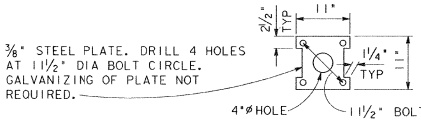

ANCHOR PLATE
MOUNTED ON PEDESTAL

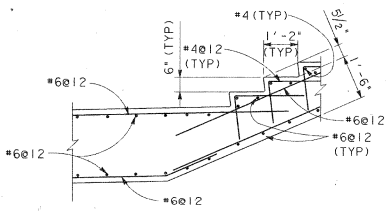

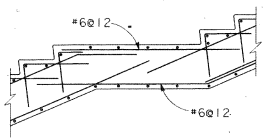

TYPICAL STAIR SECTION
RAILING NOT SHOWN
½" = 1'-0"

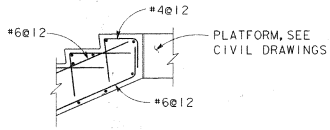

NOTES:

1. BACKFILL MATERIAL AND EQUIPMENT SHALL NOT CUT, SCRATCH, DEPRESS OR CAUSE ANY OTHER DAMAGE.
2. FOR WATERPROOFING MEMBRANE DETAILS, SEE BASE SLAB DETAIL "WATERPROOFING DETAILS" SHT.

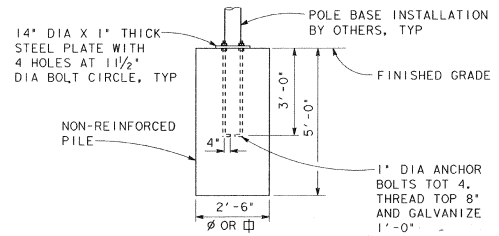

MOUNTED ON CIDH PILE

FLAGPOLE ANCHORAGE DETAILS
N.T.S.

AS BUILT
Contract No. LRT-552
Date 12-11-96

NO.	DATE	REVISIONS	BY	CHK	APRV
	4/95	CONFORMED			

DeLEUV CATHER

REGISTERED PROFESSIONAL ENGINEER — STEVEN T. MOBO — No. 49439 — Exp. 9/30/96 — CIVIL — STATE OF CALIFORNIA

DESIGNED BY A. ORSLEIE	DATE 06/06/94
DRAWN BY T. MATANGUIHAN	11/28/94
CHECKED BY E. MOBO	11/28/94
MTDB PRJ. ENG. D. RAGLAND	

MTDB
Metropolitan Transit Development Board
1255 Imperial Avenue, Suite 1000, San Diego, CA. 92101-7490

LIGHT RAIL GUIDEWAY PROJECT
San Diego

OLD TOWN TRANSIT CENTER
PEDESTRIAN PASSAGEWAY
MISCELLANEOUS DETAILS

SCALE	AS NOTED
MTDB CONTRACT NO.	LRT 552
DRAWING NO.	STII
SHEET NO.	73

PLOT DATE: 23-NOV-1994 13:14 FILE ID: s:\6696ll\drawings\6llst11.sht
PEN TABLE: 6ll.pen

FOR REDUCED PLANS ORIGINAL SCALE IS IN INCHES 0 1 2 3

139

MTS DOC NO. PWL355.6-22, WOA355-AE-75

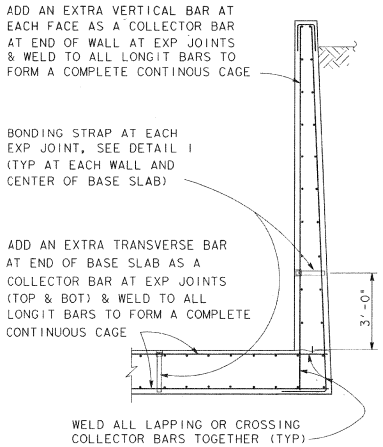

TYPICAL DETAILS
AT EXPANSION JOINTS
N.T.S.

NOTES:

1. ELECTRICAL BONDS SHALL BE LOCATED AT EXP JOINTS AT EACH END OF THE STRUCTURAL UNIT.
2. BOND LOCATIONS ARE APPROXIMATE, ADJUST LOCATION AS REQUIRED TO AVOID ELECTRICAL CONDUITS, ETC.
3. TYPICAL BONDING DETAILS SHALL APPLY TO ALL CONCRETE STRUCTURES.
4. ALL UNDERGROUND STRUCTURES SHALL HAVE PERIMETER ELEMENTS BONDED BY METHODS SIMILAR TO THOSE INDICATED IN THIS DRAWING TO FORM A COMPLETE DOUBLE CAGE AND ADJACENT UNITS SHALL BE BONDED TOGETHER.
5. WHERE IT IS NECESSARY TO PLACE A COPPER CONDUCTOR IN EARTH, IT SHALL BE INSULATED.

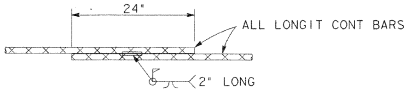

BAR LAP SPLICE WELD DETAIL
N.T.S.

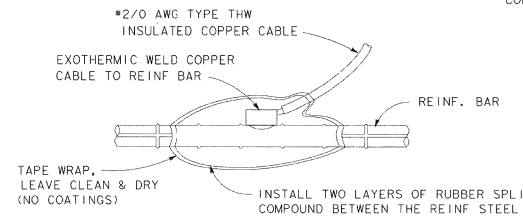

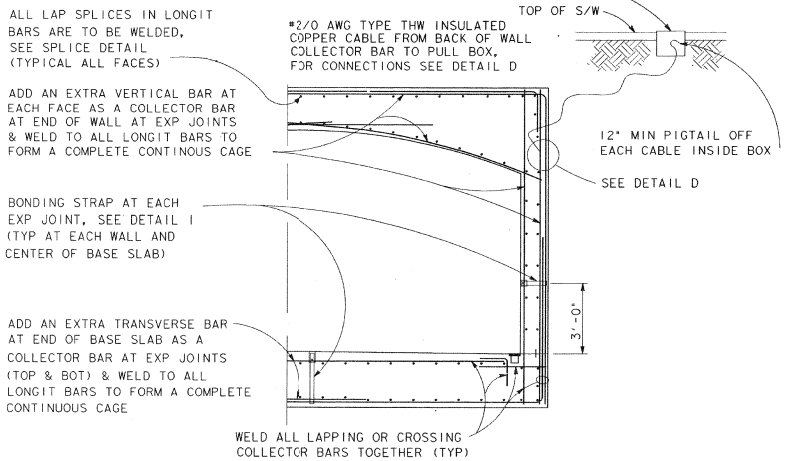

TYPICAL DETAIL AT
EACH END OF PASSAGEWAY
N.T.S.

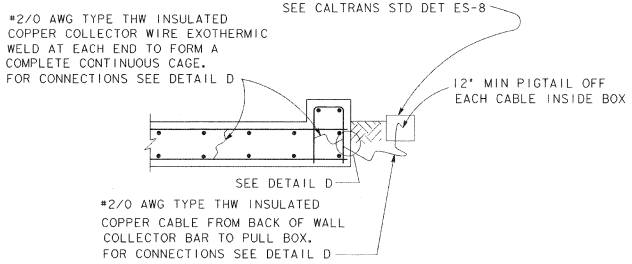

TYPICAL DETAIL AT
EACH END OF RAMPS AND STAIRS
N.T.S.

DETAIL D
N.T.S.

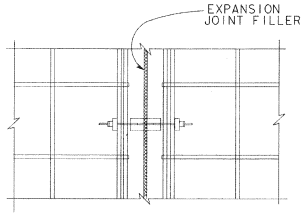

SECTION A-A
N.T.S.

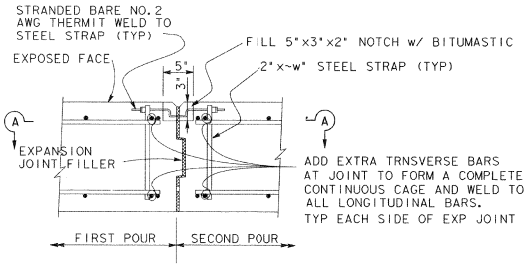

TYPICAL BONDING DETAIL I
N.T.S.

AS BUILT
Contract No. LRT-552
Date 12-11-96

NO.	DATE	REVISIONS	BY	CHK	APRV
	4-95	CALFORMED			

DeLEUW CATHER

REGISTERED PROFESSIONAL ENGINEER — STEVEN T. MOBO — No. 49439 — Exp. 9/30/96 — CIVIL — STATE OF CALIFORNIA

		DATE
DESIGNED BY	A. ORSLEIE	06/06/94
DRAWN BY	F.G. LEE	11/28/94
CHECKED BY	E. MOBO	11/28/94
MTDB PRJ.ENG.	D. RAGLAND	

MTDB
Metropolitan Transit Development Board
1255 Imperial Avenue, Suite 1000, San Diego, CA. 92101-7490

LIGHT RAIL GUIDEWAY PROJECT
San Diego

OLD TOWN TRANSIT CENTER
PEDESTRIAN PASSAGEWAY
STRAY CURRENT DETAILS

SCALE	
N.T.S.	
MTDB CONTRACT NO.	
LRT 552	
DRAWING NO.	SHEET NO.
ST12	74

PLOT DATE: 23-NOV-1994 14:17 FILE ID: e:\66968\drawings\6ilst12.sht
PEN TABLE: 6il.pen

FOR REDUCED PLANS ORIGINAL SCALE IS IN INCHES 0 1 2 3

140

MTS DOC NO. PWL355.0-22, WOA355-AE-75

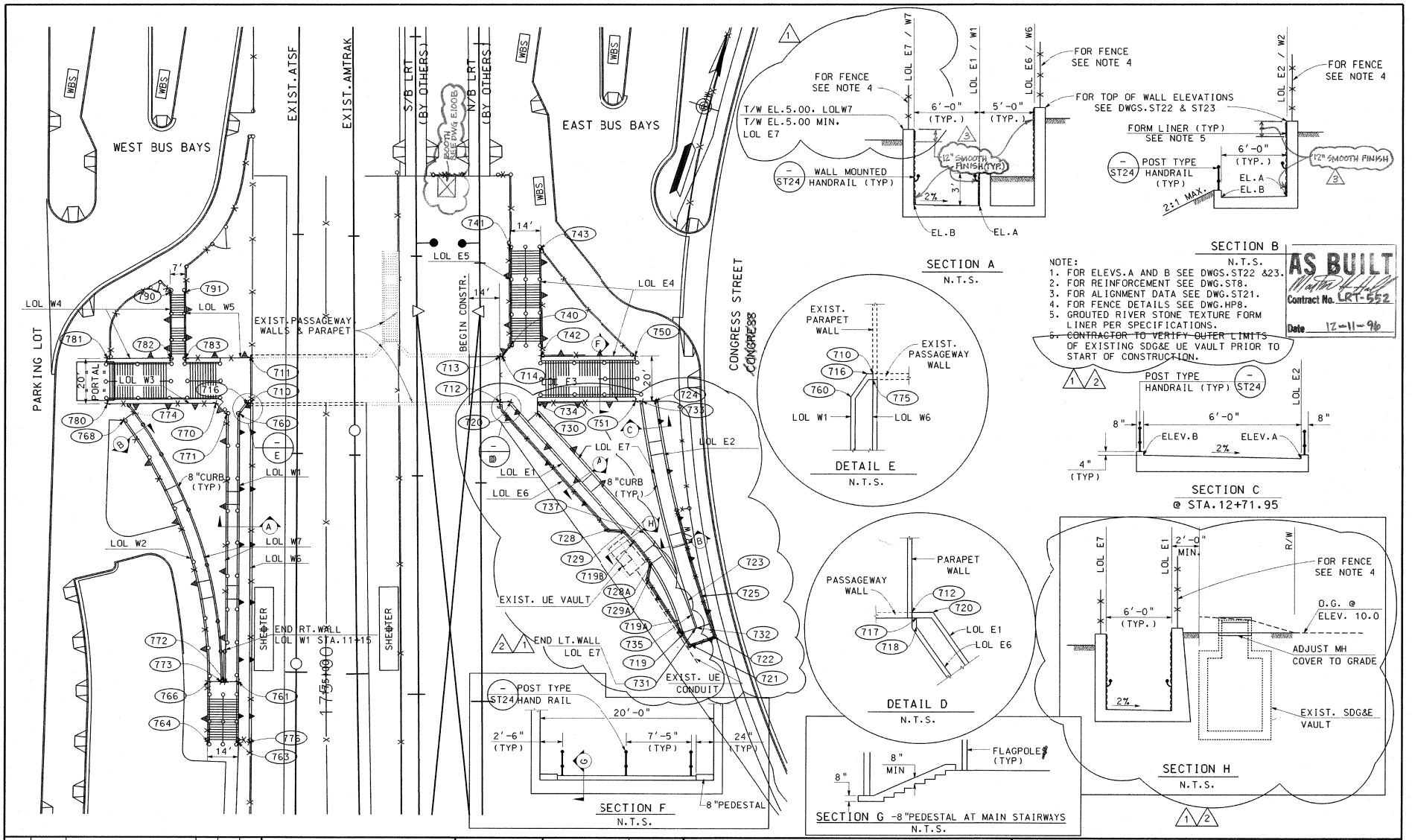

NO.	DATE	REVISIONS	BY	CHK	APRV
3		12"REVBAL PER CCO# 25			
2	12/1/95	REVISED RAMP ALIGNMENT	RMS		
1	7/10/95	REVISED RAMP ALIGNMENT	HRS		

DE LEUW CATHER

DESIGNED B" H.R.S.	DATE 9/12/94
DRAWN BY R.H.L.	9/12/94
CHECKED BY R.H.L.	11/15/94
MTDB PRJ.ENG. D. RAGLAND	

MTDB
Metropolitan Transit Development Board
1255 Imperial Avenue, Suite 1000, San Diego,CA.92101-7490

LIGHT RAIL GUIDEWAY PROJECT
San Diego
OLD TOWN TRANSIT CENTER
PEDESTRIAN PASSAGEWAY
LAYOUT SHEET 1 OF 2

SCALE	1"=20' U.N.O.
MTDB CONTRACT NO.	LRT 552
DRAWING NO.	ST20
SHEET NO.	75

ISSUED FOR CONSTRUCTION
DATE: DEC 4 1995
BY:
C.C.O. No.: 17
REVISION No.: 2

FOR REDUCED PLANS ORIGINAL SCALE IS IN INCHES 0 1 2 3

WEST SIDE - GEOMETRY DATA

COORD. NO.	COORDINATES NORTHING	COORDINATES EASTING	TANGENT or ARC LENGTH (FT)	BEARING or DELTA	RADIUS (FT)	REMARKS
						LOL RAMP W1
710	1855440.73	6269749.03				
			1.32	S 71°39'21"W		
716	1855440.32	6269747.78				
			6.27	S 18°05'16"W		
760	1855434.36	6269745.83				
			122.50	S 17°48'18"E		
761	1855317.73	6269783.29				
			28.00	S 17°48'18"E		
763	1855291.07	6269791.85				
						LOL WALL W6
775	1855439.55	6269749.42				
			154.34	S 17°48'18"E		
776	1855292.60	6269796.62				
			5.00	S 72°11'42"W		
763	1855291.07	6269791.85				
						LOL WALL W2 / LOL RAMP W2
764	1855286.79	6269778.53				
			28.00	N 17°48'18"W		
766	1855313.45	6269769.96				
			127.92	36° 38'44"	200.00	CURVE CENTER
767	1855252.29	6269579.54				
768	1855415.02	6269695.82				
						LOL WALL W7
771	1855432.53	6269740.12				
			122.50	S 17°48'18"E		
772	1855315.89	6269777.58				
			2.00	S 72°11'42"W		
773	1855315.28	6269775.68				
			131.75	36° 38'44"	206.00	CURVE CENTER
767	1855252.29	6269579.54				
774	1855419.90	6269699.31				
						LOL WALL W3
771	1855432.53	6269740.12				
			6.98	N 62°48'18"W		
770	1855435.72	6269733.91				
			49.83	S 71°39'21"W		
780	1855420.04	6269686.61				
						LOL WALL W4
781	1855439.02	6269680.31				
			29.17	N 71°39'21"E		
782	1855448.20	6269708.00				
			30.33	N 18°20'39"W		
790	1855476.99	6269698.45				
						LOL WALL W5
791	1855479.19	6269705.10				
			30.33	S 18°20'39"E		
783	1855450.40	6269714.64				
			29.60	N 71°39'21"E		
711	1855459.72	6269742.74				

EAST SIDE - GEOMETRY DATA

COORD. NO.	COORDINATES NORTHING	COORDINATES EASTING	TANGENT or ARC LENGTH (FT)	BEARING or DELTA	RADIUS (FT)	REMARKS
						LOL RAMP E1 & E2
712	1855476.61	6269857.24				
			4.82	N 71° 39'21"E		
720	1855478.13	6269861.82				
			86.04	S 59° 44'15"E		
719B	1855434.77	6269936.13				
726	1855348.40	6269885.73	40.90	23°26'13"	100.00	CURVE CENTER 1/2
719A	1855407.60	6269966.32				
			7.03	S 36°18'02"E		
719	1855401.93	6269970.49				
			5.65	S 51°33'44"E		
721	1855398.42	6269974.91				
			11.18	N 53° 41'27"E		
722	1855405.04	6269983.92				
			19.13	N 36° 18'33"W		
725	1855420.46	6269972.59				
			91.98	10°32'24"	500.00	CURVE CENTER
723A	1855716.53	6270375.51				
724	1855499.16	6269925.23				
						LOL WALL E7
734	1855482.00	6269873.49				
			4.88	S 18° 20'39"E		
730	1855477.37	6269875.03				
			74.25	S 59°44'17"E		
737	1855439.95	6269939.15				
726	1855348.40	6269885.73	43.36	54°03'09"	106.00	CURVE CENTER 1/2
735	1855411.15	6269971.16				
			6.48	S 36° 18'02"E		
731	1855405.93	6269975.00				
			0.67	N 36° 18'34"W		
732	1855406.33	6269975.54				
			13.13	N 36° 18'34"W		
723	1855416.91	6269967.76				
723A	1855716.53	6270375.51	93.86	11° 19'24"	506.00	CURVE CENTER
733	1855497.25	6269919.49				
						LOL WALL E5
713	1855495.60	6269850.95				
			1.32	N 71°39'21"E		
714	1855496.01	6269852.20				
			6.21	N 17°59'41"E		
740	1855501.92	6269854.12				
			44.67	N 18°20'39"W		
741	1855544.31	6269840.06				
						LOL WALL E4
743	1855548.72	6269853.35				
			49.67	S 18°20'39"E		
742	1855501.58	6269868.98				
			43.50	N 71°39'21"E		
750	1855515.27	6269910.27				
						LOL WALL E3
751	1855496.28	6269916.56				
			45.38	S 71°39'21"W		
734	1855482.00	6269873.49				
						LOL WALL E6
717	1855475.74	6269858.58				
			1.97	S 18°20'39"E		
718	1855473.87	6269859.20	74.25	S 59°44'15"E		
728	1855436.45	6269923.34	7.11	N 75°15'45" E		
729	1855438.26	6269930.22	–	–		
728A	1855427.61	6269946.77	7.59	S 06°33'44" E		
729A	1855420.07	6269947.64	29.17	S 51°33'44"E		
719	1855401.93	6269970.49	5.65	S 51°33'44"E		
721	1855398.42	6269974.91				

PC LOL E1
POC LOL E1

AS BUILT
Contract No. LRT-552
Date 12-11-96

ISSUED FOR CONSTRUCTION
DATE: DEC 4 1996
BY: OCR
C.O.O. No.: 17
REVISION No.:

NO.	DATE	REVISIONS	BY	CHK	APRV
2	12/1/95	REVISED RAMP ALIGNMENT	RMS		
1	7/10/95	REVISED RAMP ALIGNMENT	HRS		

DE LEUW CATHER

DESIGNED BY H.R.S.	DATE 9/21/94
DRAWN BY R.H.L.	9/21/94
CHECKED BY R.H.L.	11/14/94
MTDB PRJ.ENG. D. RAGLAND	

MTDB
Metropolitan Transit Development Board
1255 Imperial Avenue, Suite 1000, San Diego,CA.92101-7490

LIGHT RAIL GUIDEWAY PROJECT
San Diego
OLD TOWN TRANSIT CENTER
PEDESTRIAN PASSAGEWAY
LAYOUT SHEET 2 OF 2

SCALE N/A
MTDB CONTRACT NO. LRT 552
DRAWING NO. ST21
SHEET NO. 76

FOR REDUCED PLANS ORIGINAL SCALE IS IN INCHES 0 1 2 3

142

MTS DOC NO. PWL355.0-22, WO4355-AE-75

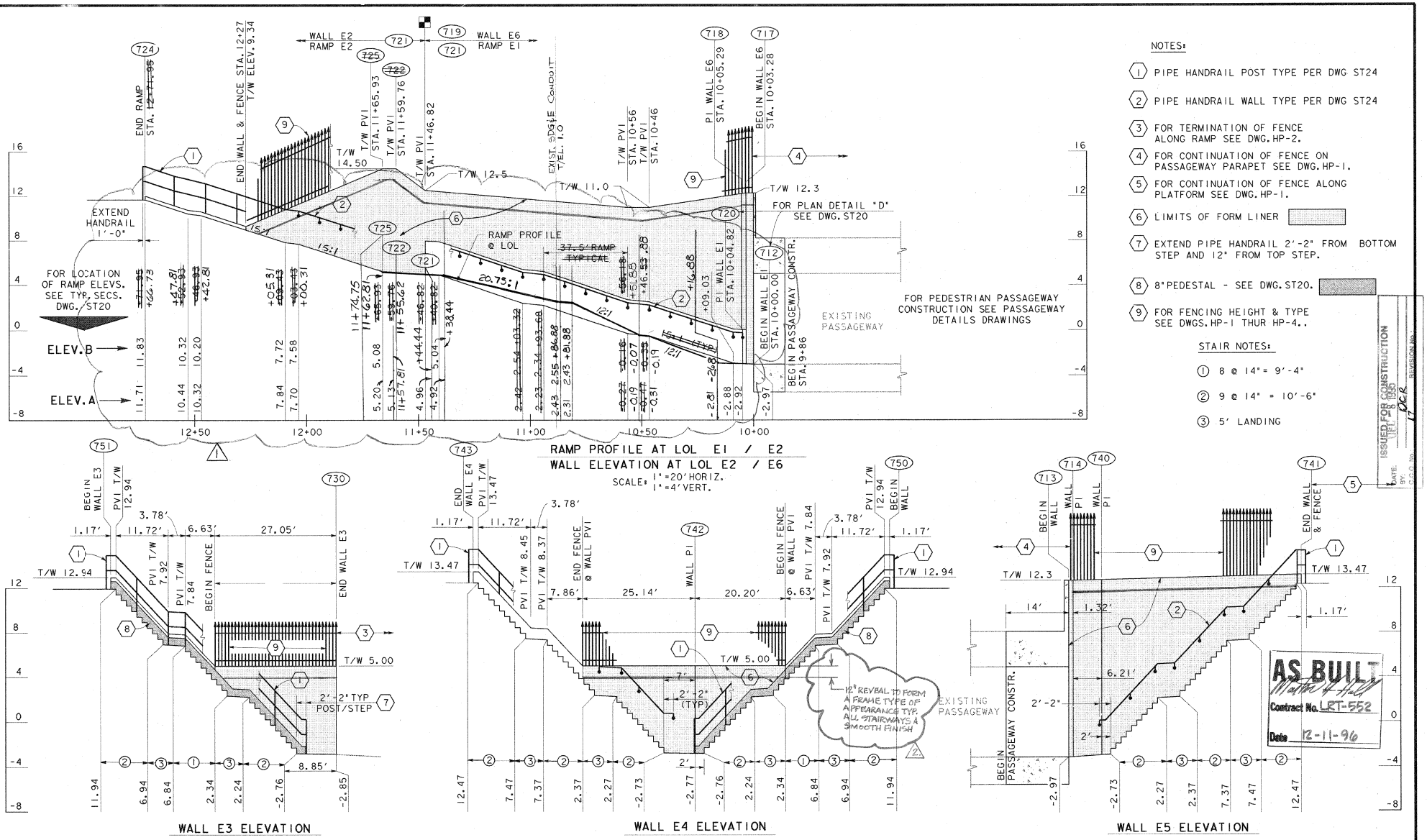

RAMP PROFILE AT LOL E1 / E2
WALL ELEVATION AT LOL E2 / E6
SCALE: 1"=20' HORIZ.
1"=4' VERT.

NOTES:

1. PIPE HANDRAIL POST TYPE PER DWG ST24
2. PIPE HANDRAIL WALL TYPE PER DWG ST24
3. FOR TERMINATION OF FENCE ALONG RAMP SEE DWG. HP-2.
4. FOR CONTINUATION OF FENCE ON PASSAGEWAY PARAPET SEE DWG. HP-1.
5. FOR CONTINUATION OF FENCE ALONG PLATFORM SEE DWG. HP-1.
6. LIMITS OF FORM LINER
7. EXTEND PIPE HANDRAIL 2'-2" FROM BOTTOM STEP AND 12" FROM TOP STEP.
8. 8" PEDESTAL - SEE DWG. ST20.
9. FOR FENCING HEIGHT & TYPE SEE DWGS. HP-1 THUR HP-4..

STAIR NOTES:

① 8 @ 14" = 9'-4"
② 9 @ 14" = 10'-6"
③ 5' LANDING

NO.	DATE	REVISIONS	BY	CHK	APRV
2		AS-BUILT PER CCO # 25			
1	12-5-95	REVISED RAMP PROFILE	RMS		
	495	CONFORMED			

DE LEUW CATHER

DESIGNED BY H.R.S.	DATE 8/19/94
DRAWN BY R.W.M.	8/19/94
CHECKED BY R.H.L.	11/15/94
MTDB PRJ.ENG. D. RAGLAND	

MTDB
Metropolitan Transit Development Board
1255 Imperial Avenue, Suite 1000, San Diego, CA. 92101-7490

LIGHT RAIL GUIDEWAY PROJECT
San Diego
OLD TOWN TRANSIT CENTER
PEDESTRIAN PASSAGEWAY
ELEVATION SHEET 1 OF 2

SCALE	1"=10' HORIZ. 1"=4' VERT. U.N.O.
MTDB CONTRACT NO.	LRT 552
DRAWING NO.	ST22
SHEET NO.	77

FOR REDUCED PLANS ORIGINAL SCALE IS IN INCHES

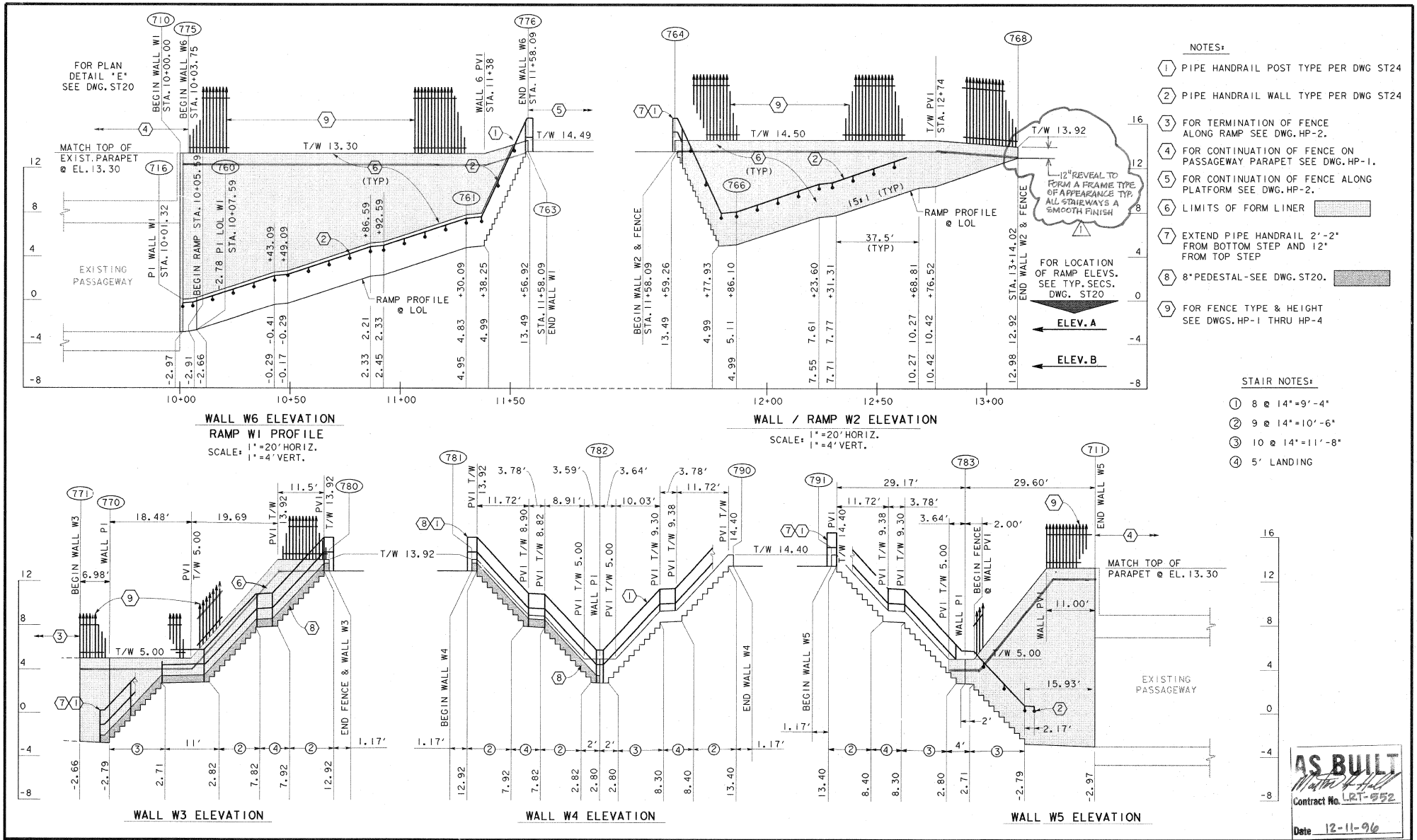

NO.	DATE	REVISIONS	BY	CHK	APRV
1		AS-BUILT PER CCO #25			
	4-95	CONFORMED			

DE LEUW CATHER

DESIGNED BY H.R.S.	DATE 3/19/94
DRAWN BY R.H.L.	8/19/94
CHECKED BY R.H.L.	11/15/94
MTDB PRJ.ENG. D. RAGLAND	

MTDB
Metropolitan Transit Development Board
1255 Imperial Avenue, Suite 1000, San Diego, CA. 92101-7490

LIGHT RAIL GUIDEWAY PROJECT
San Diego
OLD TOWN TRANSIT CENTER
PEDESTRIAN PASSAGEWAY
ELEVATION SHEET 2 OF 2

SCALE	1"=10' HORIZ. 1"=4' VERT. U.N.O.
MTDB CONTRACT NO.	LRT 552
DRAWING NO.	ST23
SHEET NO.	78

FOR REDUCED PLANS ORIGINAL SCALE IS IN INCHES 0 1 2 3

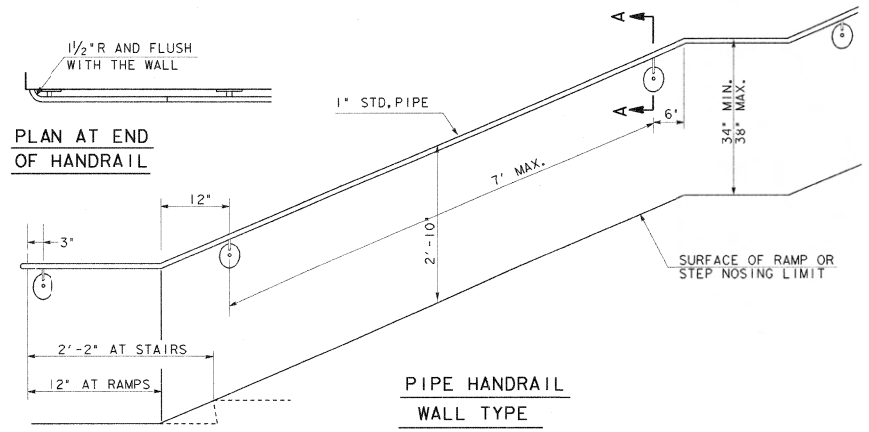

PLAN AT END OF HANDRAIL

PIPE HANDRAIL WALL TYPE

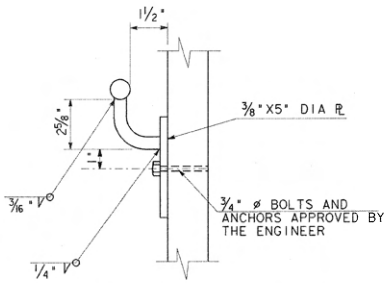

SECTION A-A HANDRAIL BRACKET

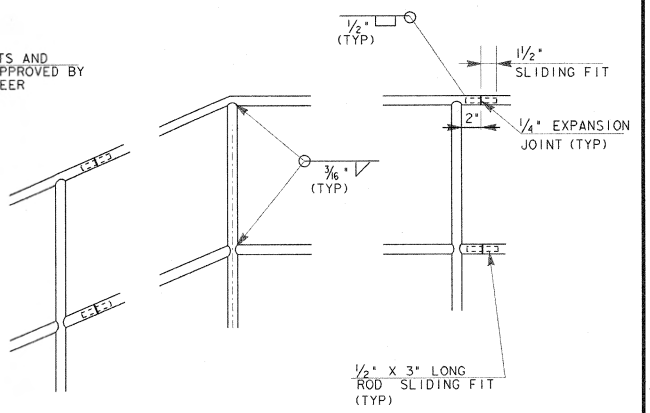

WELDING DETAIL

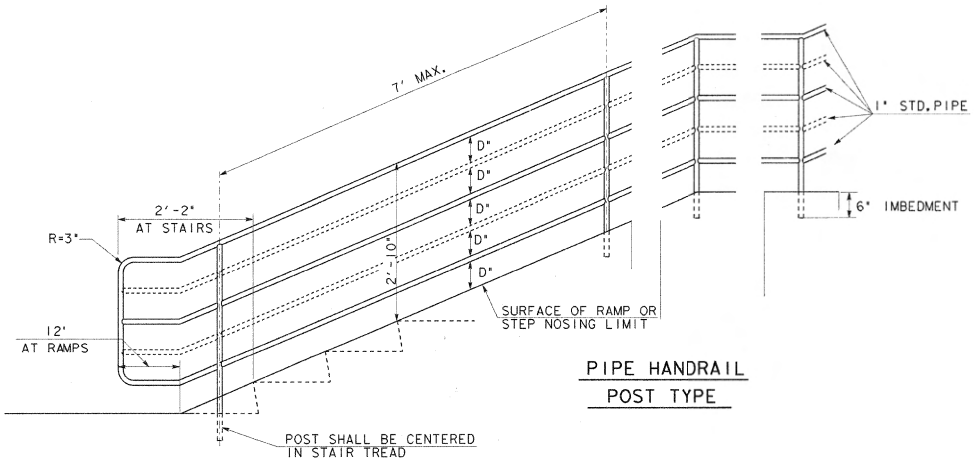

PIPE HANDRAIL POST TYPE

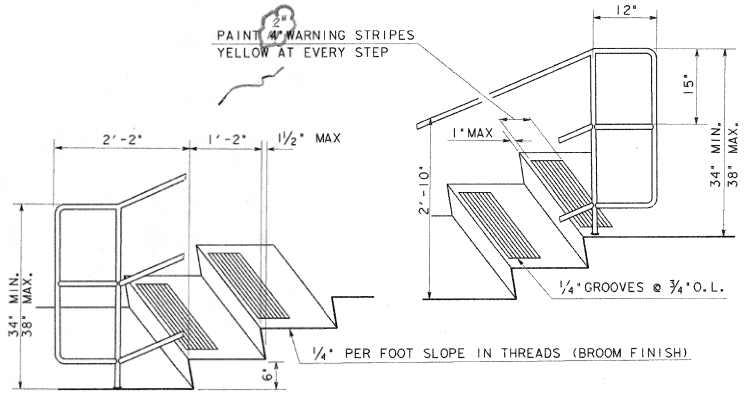

WARNING STRIPING AND HANDRAIL EXTENSIONS

RAILING NOTES

1. ¼" EXPANSION JTS AT 16'+/- CTRS.
2. WELD AND GRIND SMOOTH ALL CONNECTIONS
3. ALL RAILINGS TO BE HOT DIPPED GALVANIZED AFTER FABRICATION
4. PIPE TO BE SEAMLESS STEEL ASTM A53 GRADE B
5. MAXIMUM D=3⅞ INCHES AT RAMPS
   MAXIMUM D=10 INCHES AT STAIRS
6. SUBMIT SHOP DRAWINGS FOR ENGINEER'S APPROVAL.

AS BUILT
Contract No. LRT-552
Date 12-11-96

NO.	DATE	REVISIONS	BY	CHK	APRV
	4-95	CONFORMED			

DE LEUW CATHER

REGISTERED PROFESSIONAL ENGINEER HADI R. SAMIT NO. C 46173 EXP. 12-31-98 CIVIL STATE OF CALIFORNIA

DESIGNED BY	R. W. M.	DATE 11/25/94
DRAWN BY	R. W. M.	11/25/94
CHECKED BY	H. R. S.	11/28/94
MTDB PRJ.ENG.	D. RAGLAND	

MTDB
Metropolitan Transit Development Board
1255 Imperial Avenue, Suite 1000, San Diego, CA. 92101-7490

LIGHT RAIL GUIDEWAY PROJECT
San Diego
OLD TOWN TRANSIT CENTER
PEDESTRIAN PASSAGEWAY
HANDRAILS AND STAIR DETAILS

SCALE NTS
MTDB CONTRACT NO. LRT 552
DRAWING NO. ST24
SHEET NO. 79

FOR REDUCED PLANS ORIGINAL SCALE IS IN INCHES 0 1 2 3

SAN DIEGO
METROPOLITAN TRANSIT DEVELOPMENT BOARD

CONSTRUCTION CHANGE TABLE

CHANGE	DATE	SHEET NUMBERS REVISED OR ADDED THIS CHANGE
A	6/28/95	CHANGED DWG NO 1,2,3,4,5,6,7 TO 50,51,52,53 54,55 56
B	5-17-97	AS-BUILT ADDED SHT.'S 57 & 58

CONFORMED DRAWINGS
AS-BUILTS VOLUMEII (SHEETS 80-160)

AS BUILT
Contract No. LRT-552
Date 5-7-97

CITY OF SAN DIEGO, CALIFORNIA
ENGINEERING DEPARTMENT
SHEET 1 OF 58 SHEETS
FOR CITY ENGINEER DATE 26,1995

DESCRIPTION	BY	APPROVED	DATE	FILMED
ORIGINAL	DE LEUW			
AS-BUILT	M.H.	MA		

W.O. NO 920707
1854-6267
CONTROL CERTIFICATION-
NAD 83
214-1707
LAMBERT COORDINATES
CONTRACTOR HERZOG DATE STARTED 2-16-94
INSPECTOR MARTIN HALL DATE COMPLETED 6-28-96
26877- / -D
DWG NO.

OLD TOWN TRANSIT CENTER
CONTRACT LRT- NO. 552

DE LEUW, CATHER & COMPANY

APRIL 1995

FOR REDUCED PLANS ORIGINAL SCALE IS IN INCHES 0 1 2 3

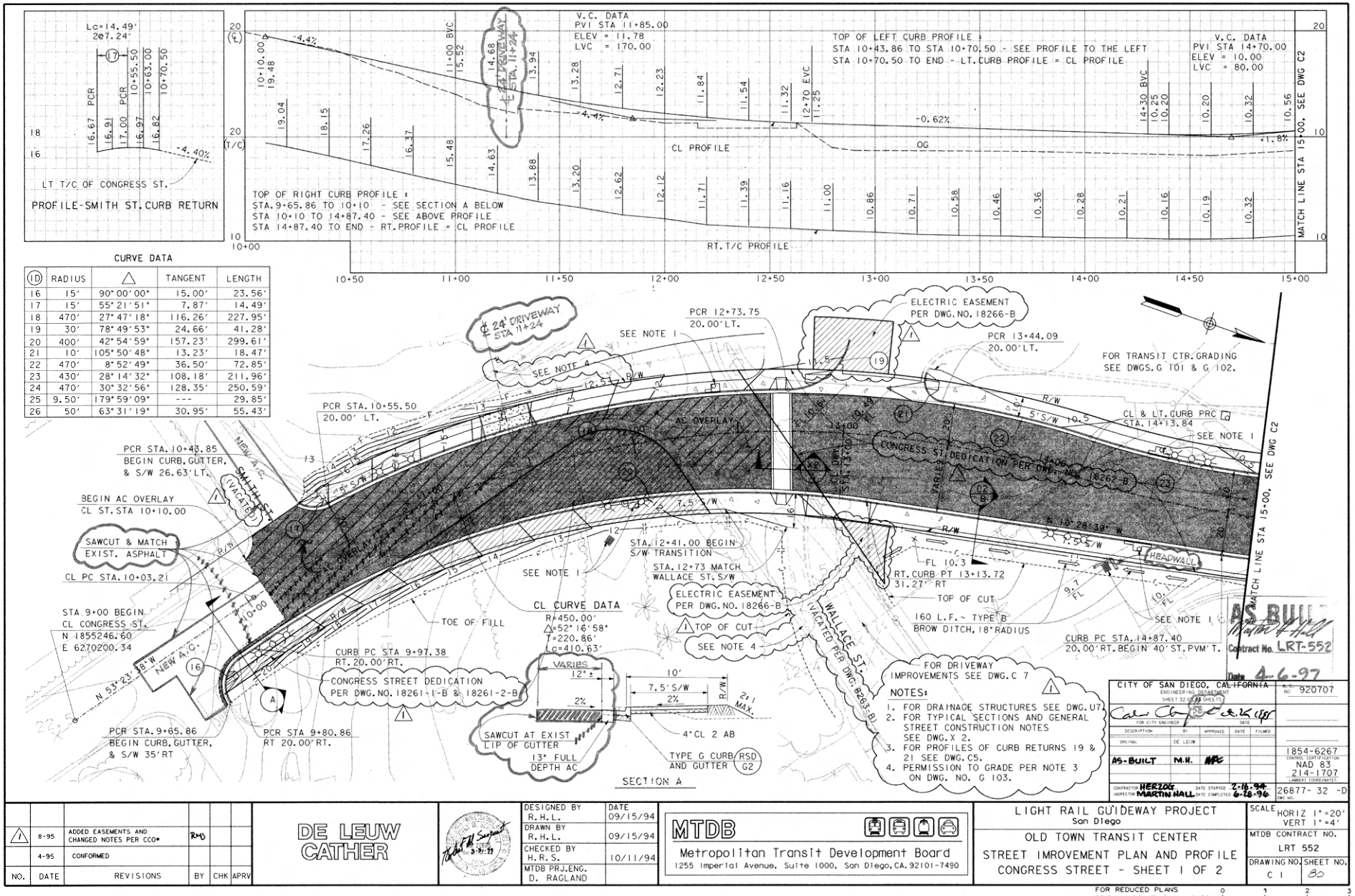

ID	RADIUS	Δ	TANGENT	LENGTH
16	15'	90°00'00"	15.00'	23.56'
17	15'	55°21'51"	7.87'	14.49'
18	470'	27°47'18"	116.26'	227.95'
19	30'	78°49'53"	24.66'	41.28'
20	400'	42°54'59"	157.23'	299.61'
21	10'	105°50'48"	13.23'	18.47'
22	470'	8°52'49"	36.50'	72.85'
23	430'	28°14'32"	108.18'	211.96'
24	470'	30°32'56"	128.35'	250.59'
25	9.50'	179°59'09"	---	29.85'
26	50'	63°31'19"	30.95'	55.43'

NO.	DATE	REVISIONS	BY	CHK	APRV
1	8-95	ADDED EASEMENTS AND CHANGED NOTES PER CCO*	RMS		
	4-95	CONFORMED			

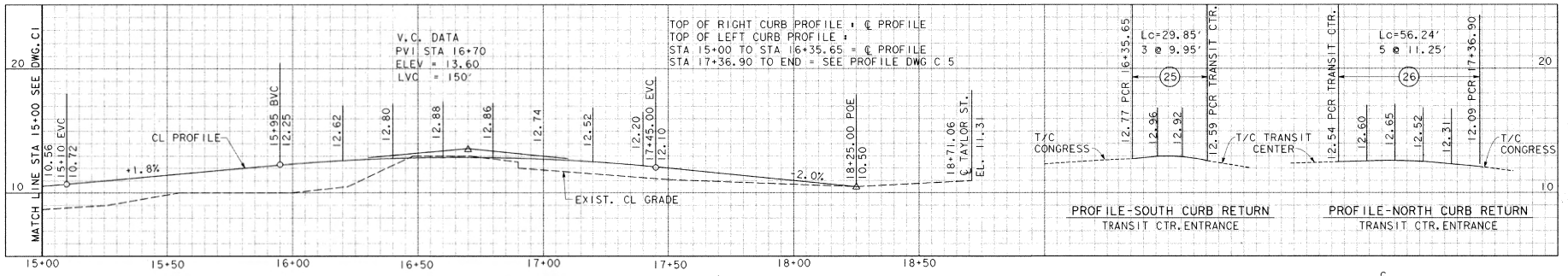

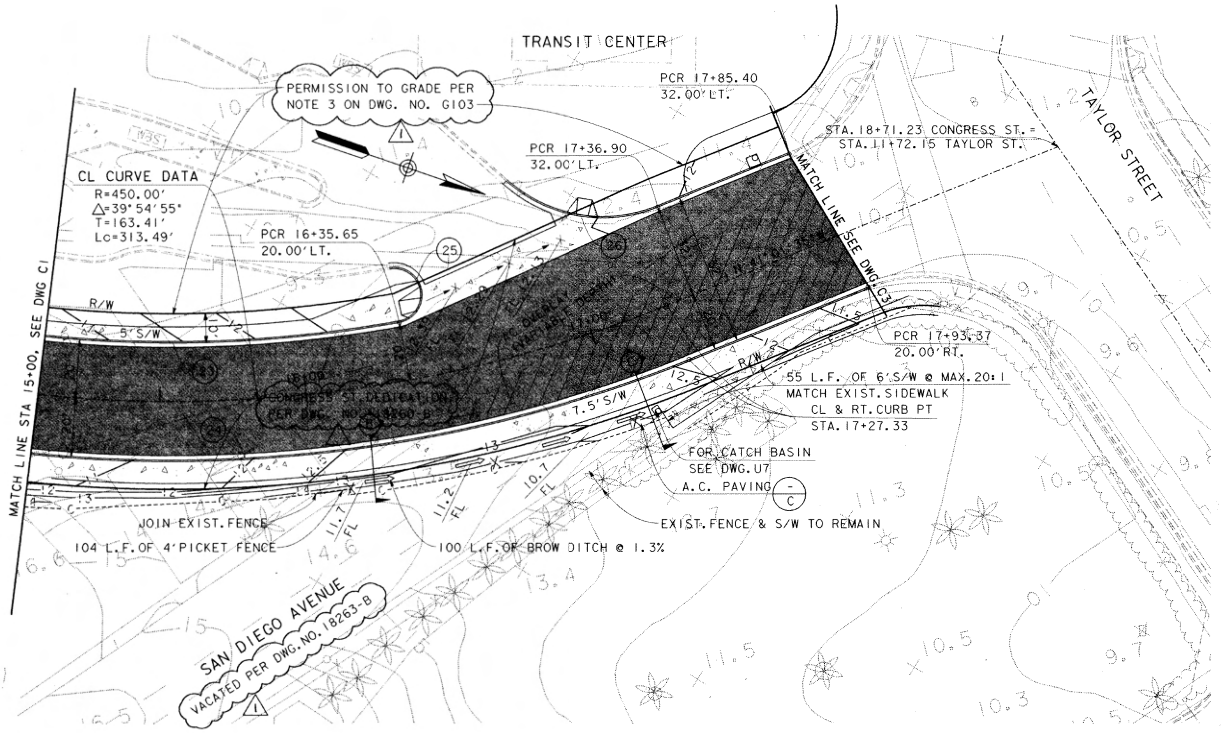

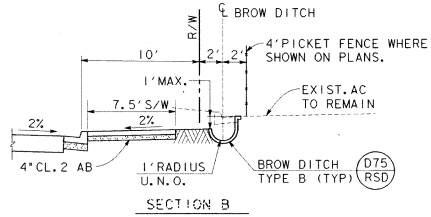

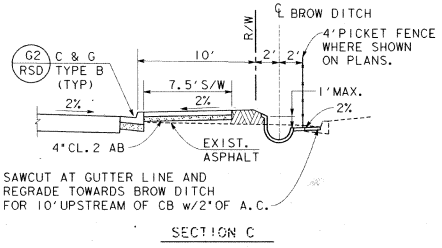

NOTES:

FOR GENERAL STREET CONSTRUCTION NOTES SEE DWG. X 2.

AS BUILT
Contract No. LRT-552
Date 4-6-97

NO.	DATE	REVISIONS	BY	CHK	APRV
1	8-95	ADDED EASEMENTS AND R/W NOTES PER CCO *	RMJ		
	4-95	CONFORMED			

DE LEUW CATHER

DESIGNED BY R.H.L.	DATE 9/15/94
DRAWN BY R.H.L.	9/15/94
CHECKED BY HRS	11/23/94
MTDB PRJ.ENG. D. RAGLAND	

MTDB
Metropolitan Transit Development Board
1255 Imperial Avenue, Suite 1000, San Diego, CA. 92101-7490

LIGHT RAIL GUIDEWAY PROJECT
San Diego
OLD TOWN TRANSIT CENTER
STREET IMPROVEMENT PLAN AND PROFILE
CONGRESS STREET - SHEET 2 OF 2

CITY OF SAN DIEGO, CALIFORNIA
ENGINEERING DEPARTMENT
SHEET 33 OF 49 SHEETS
FOR CITY ENGINEER
DATE

DESCRIPTION	BY	APPROVED	DATE	FILMED
ORIGINAL	DE LEUW			
AS-BUILT	M.H.	MM		

CONTRACTOR HERZOG DATE STARTED 2-16-96
INSPECTOR MARTIN HALL DATE COMPLETED 6-28-96

W.O. NO. 920707
1854-6267
CONTROL CERTIFICATION
NAD 83
214-1707
LAMBERT COORDINATES
26877-33-D
DWG. NO.

SCALE HORIZ 1"=20'
VERT 1"=4'
MTDB CONTRACT NO. LRT 552
DRAWING NO. C2
SHEET NO. 31

FOR REDUCED PLANS
ORIGINAL SCALE IS IN INCHES 0 1 2 3

File Name: I:\projects\552\ceyson22.dgn
Time: Tue Aug 22 16:28:04 1995
Pen Tables: I:\plotstbl\pen0_5.tbl
PRF Files: I:\PRFPLOT\SOT22.PRF

CURB CURVE DATA				
ID	RADIUS	Δ	TANGENT	LENGTH
1	30′	91°43′47″	30.92′	48.03′
2	35′	88°15′07″	33.95′	53.91′
3	-	-	-	-
4	3′	107°28′34″	4.09′	5.63′
5	230′	18°57′43″	38.41′	76.12′
6	50′	75°15′39″	38.55′	65.68′
7	50′	77°41′00″	40.26′	67.79′
8	30′	89°59′04″	29.99′	47.12′
9	30′	90°00′56″	30.01′	47.13′
10	30′	89°59′04″	29.99′	47.12′
11	60′	33°33′18″	18.09′	35.14′
12	60′	9°14′42″	4.85′	9.68′
13	20′	84°03′31″	18.03′	29.34′
14	7′	120°15′05″	12.19′	14.69′
15	70′	46°01′04″	29.73′	56.22′

MEDIAN ISLAND CURB DATA			
ID	ITEM	STATION	OFFSET
1	PT	STA 7+48	8.00′RT
2	PC	STA 9+35	8.00′RT
3	PRC	STA 9+68.16	2.00′LT
4	PCC	STA 9+76.63	6.68′LT
5	PCC	STA 10+02.14	1.48′RT
6	PCC	STA 9+96.09	12.00′RT
7	PT	STA 7+48	12.00 RT

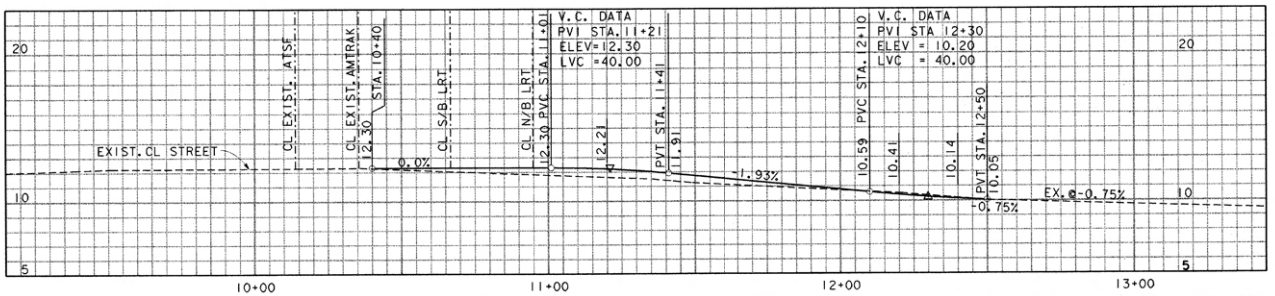

STATION EQUATIONS
CL TAYLOR ST. STA. 10+14±=CL EXIST. ATSF
CL TAYLOR ST. STA. 10+35±=CL EXIST. AMTRAK
CL TAYLOR ST. STA. 10+66.95=CL S/B LRT STA. 182+15.69
CL TAYLOR ST. STA. 10+95.02=CL N/B LRT STA. 182+13.59
CL TAYLOR ST. STA. 11+72.30=CL CONGRESS ST. STA. 18+71.23

NOTE: SEE DWG. C5 FOR STREET CURB PROFILES.

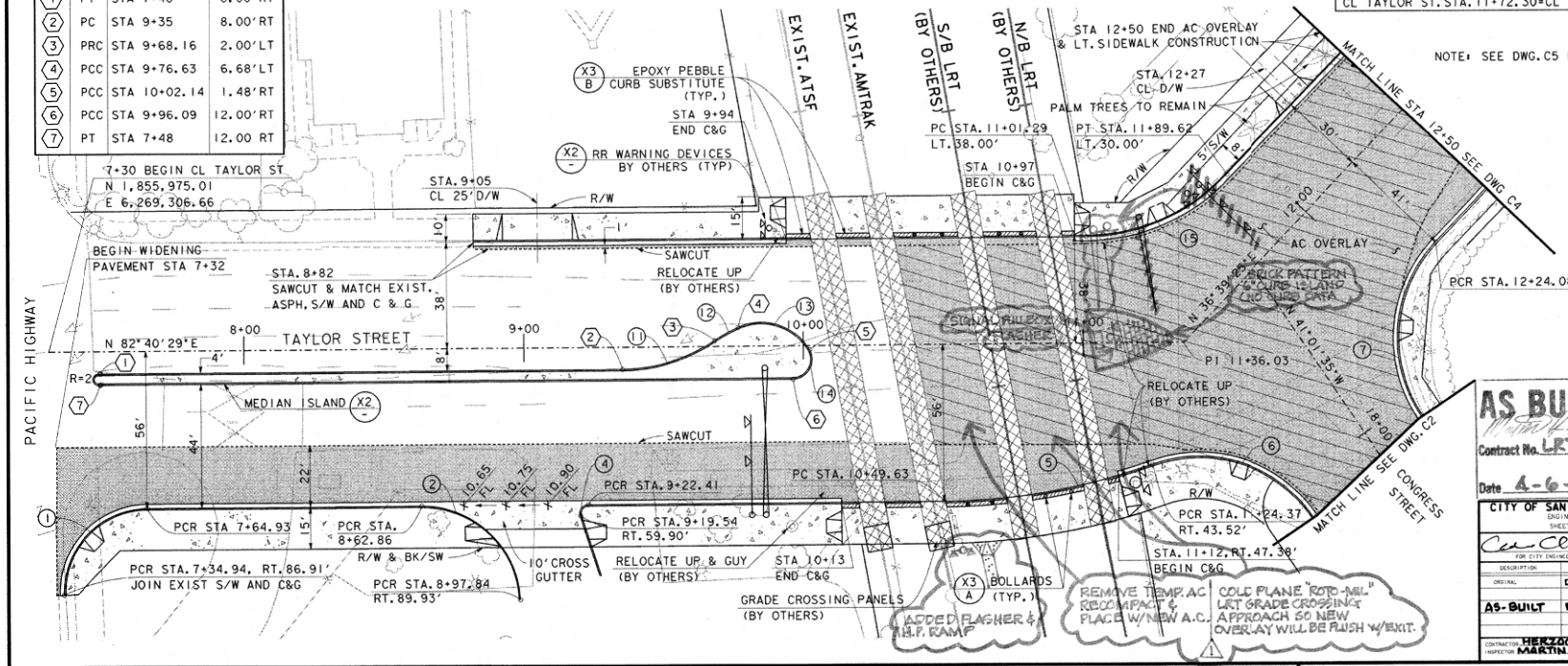

AS BUILT
Contract No. LRT-552
Date 4-6-97

CITY OF SAN DIEGO, CALIFORNIA
ENGINEERING DEPARTMENT
SHEET 34 OF 68 SHEETS
R.O. NO 920707
FOR CITY ENGINEER — DATE 6-26-1997

DESCRIPTION	BY	APPROVED	DATE	FILMED
ORIGINAL	DE LEUW			
AS-BUILT	M.H.	[illegible]		

CONTRACTOR HERZOG — DATE STARTED 2-16-96
INSPECTOR MARTIN HALL — DATE COMPLETED 6-28-96
CHG. NO.
1854-6267 CONTROL CERTIFICATION
NAD 83 LAMBERT COORDINATES
214-1707
26877-34 -D

NO.	DATE	REVISIONS	BY	CHK	APRV
1	4-25	AS-BUILT PER CCO #47			

DE LEUW CATHER

REGISTERED PROFESSIONAL ENGINEER H. R. SAUL NO. C 8478 EXP. 12-31-96 CIVIL STATE OF CALIFORNIA

DESIGNED BY R.H.L.	DATE 9/15/94
DRAWN BY R.H.L.	9/15/94
CHECKED BY H.R.S.	11/07/94
MTDB PRJ.ENG. D. RAGLAND	

MTDB
Metropolitan Transit Development Board
1255 Imperial Avenue, Suite 1000, San Diego, CA. 92101-7490

LIGHT RAIL GUIDEWAY PROJECT
San Diego
OLD TOWN TRANSIT CENTER
STREET IMPROVEMENT PLAN AND PROFILE
TAYLOR STREET - SHEET 1 OF 2

SCALE HORIZ 1"=20' VERT 1"=4'
MTDB CONTRACT NO. LRT 552
DRAWING NO. C3 SHEET NO. 82

FOR REDUCED PLANS ORIGINAL SCALE IS IN INCHES 0 1 2 3

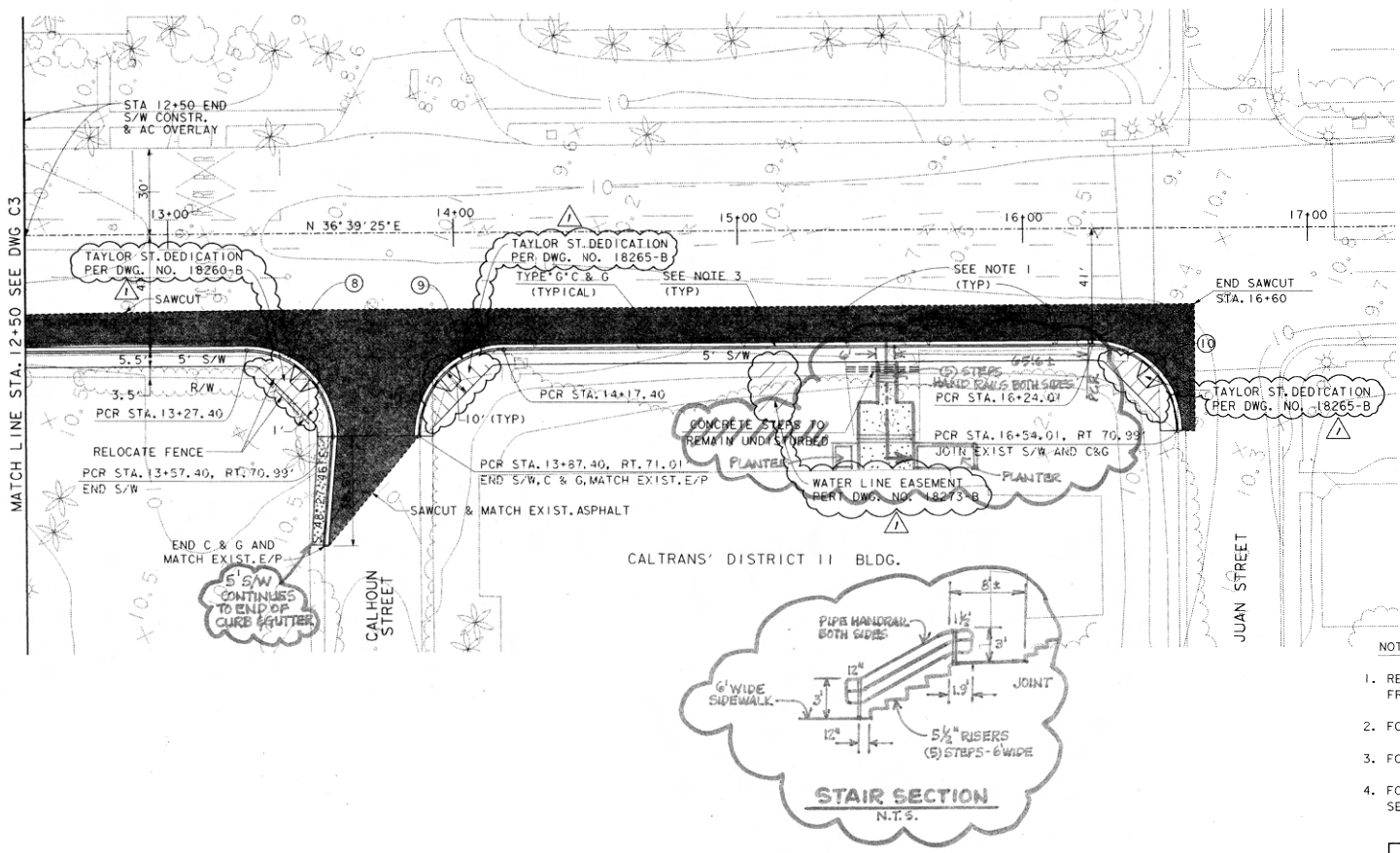

NOTES:

1. RELOCATE EXIST. PALM TREES 7' FROM FACE OF CURB. SEE LANDSCAPE DWGS.
2. FOR CURB CURVE DATA SEE DWG. C 3.
3. FOR CURB PROFILES SEE DWG. C 6.
4. FOR TYPICAL SECTION & GENERAL NOTES SEE DWG. X 2.

AS BUILT
Contract No. LRT-552
Date 4-7-97

CITY OF SAN DIEGO, CALIFORNIA
ENGINEERING DEPARTMENT
SHEET 35 OF 58 SHEETS
FOR CITY ENGINEER — DATE

DESCRIPTION	BY	APPROVED	DATE	FILMED
ORIGINAL	DE LEUW			
AS-BUILT	M.H.			

CONTRACTOR HERZOG — DATE STARTED 2-16-94
INSPECTOR MARTIN HALL — DATE COMPLETED 6-28-96

W.O. NO. 920707
1854-6267
CONTROL CERTIFICATION NAD 83
214-1707
LAMBERT COORDINATES
26877- 35 -D
DWG NO.

NO.	DATE	REVISIONS	BY	CHK	APRV
1	8-95	ADDED EASEMENTS AND NOTES PER CCO *			
	4-95	CONFORMED			

DE LEUW CATHER

	DATE
DESIGNED BY RHL	9/13/94
DRAWN BY RHL	9/13/94
CHECKED BY HRS	11/27/94
MTDB PRJ.ENG. D. RAGLAND	

MTDB
Metropolitan Transit Development Board
1255 Imperial Avenue, Suite 1000, San Diego, CA. 92101-7490

LIGHT RAIL GUIDEWAY PROJECT
San Diego
OLD TOWN TRANSIT CENTER
STREET IMPROVEMENT-PLAN & PROFILE
TAYLOR STREET - SHEET 2 OF 2

SCALE 1"=20'
MTDB CONTRACT NO. LRT 552
DRAWING NO. C4
SHEET NO. 83

FOR REDUCED PLANS ORIGINAL SCALE IS IN INCHES 0 1 2 3

Filename: I:\projects\ot\552\ce\sotc4.dgn
Time: Tue Aug 22 15:02:44 1995
Pen Table: I:\plot\pentbl\pom_site.tbl
PRF File: I:\PRFPLOT\SOTC4.PRF

150

MTS DOC NO. PWL355.0-22, WOA355-AE-75

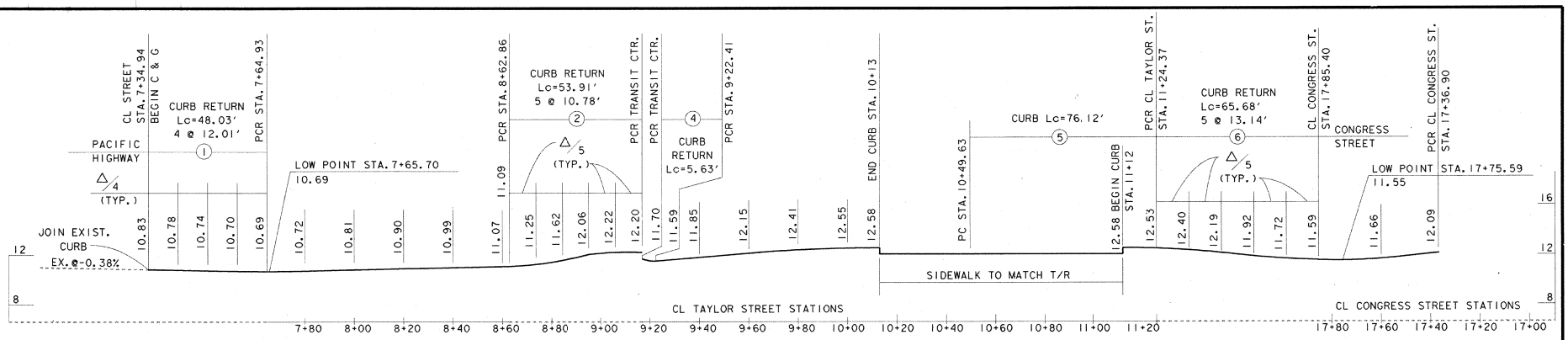

RIGHT CURB PROFILE OF TAYLOR STREET
& LEFT CURB PROFILE OF CONGRESS STREET

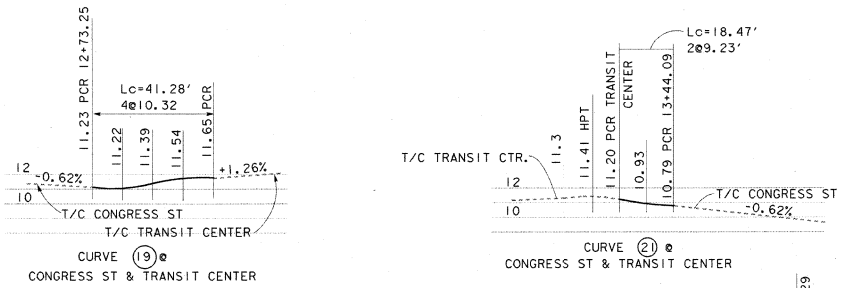

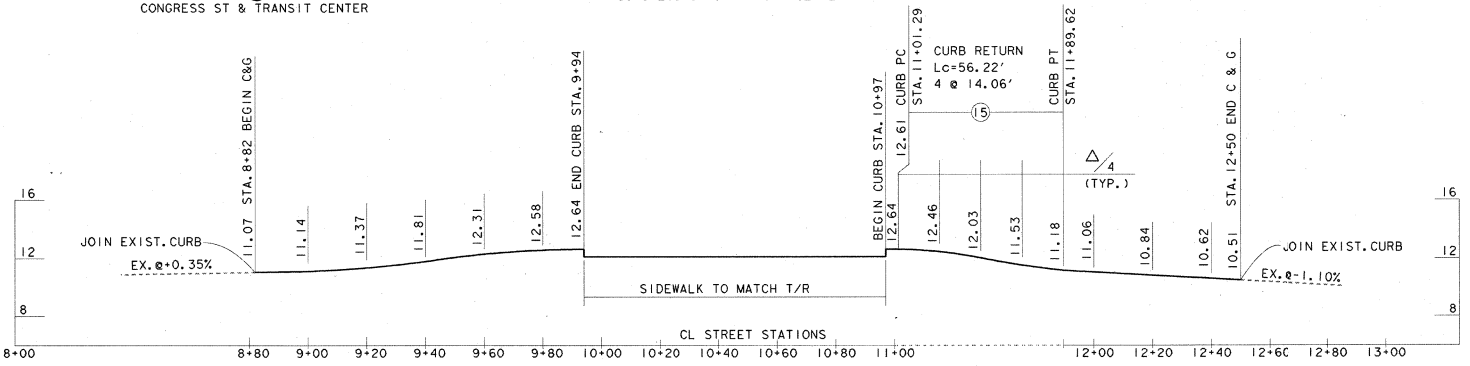

LEFT CURB PROFILE-TAYLOR STREET

AS BUILT
Contract No. LRT-552
Date 4-7-97

CITY OF SAN DIEGO, CALIFORNIA
ENGINEERING DEPARTMENT
SHEET 36 OF 58 SHEETS
FOR CITY ENGINEER — DATE Oct. 26, 1995

DESCRIPTION	BY	APPROVED	DATE	FILMED
ORIGINAL	DELEUW			
AS-BUILT	M.H.	MDC		

CONTRACTOR HERZOG — DATE STARTED 2-16-94
INSPECTOR MARTIN HALL — DATE COMPLETED 6-28-96

W.O. NO. 920707
1854-6267
CONTROL CERTIFICATION NAD 83
214-1707
LAMBERT COORDINATES
DWG NO. 26877-36 -D

NO.	DATE	REVISIONS	BY	CHK	APRV
	4-95	CONFORMED			

DE LEUW CATHER

REGISTERED PROFESSIONAL ENGINEER HADI R. DAMIRI NO. C 46173 EXP. 12-31-98 CIVIL STATE OF CALIFORNIA
Hadi R. Damiri

	DATE
DESIGNED BY H.R.S.	5/09/94
DRAWN BY R.H.L.	5/09/94
CHECKED BY	
MTDB PRJ.ENG. D. RAGLAND	

MTDB
Metropolitan Transit Development Board
1255 Imperial Avenue, Suite 1000, San Diego, CA. 92101-7490

LIGHT RAIL GUIDEWAY PROJECT
San Diego
OLD TOWN TRANSIT CENTER
STREET IMPROVEMENT PLAN & PROFILE
CURB PROFILES-SHEET 1 OF 2

SCALE HORIZ. 1"=20' VERT. 1"=4'
MTDB CONTRACT NO. LRT 552
DRAWING NO. C 5
SHEET NO. 84

FOR REDUCED PLANS ORIGINAL SCALE IS IN INCHES 0 1 2 3

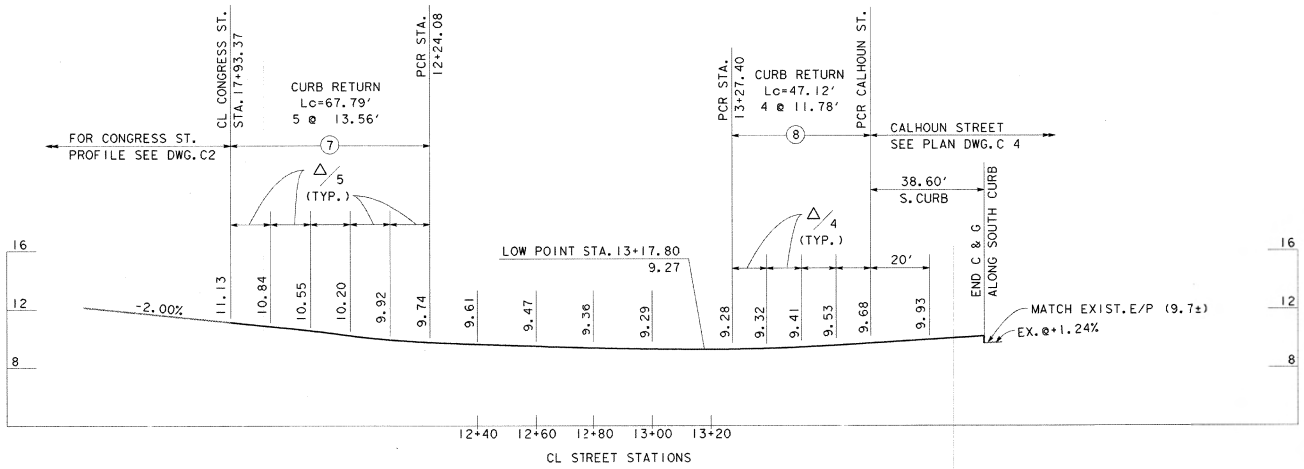

RIGHT CURB PROFILE-TAYLOR STREET
SOUTH CURB PROFILE - CALHOUN STREET

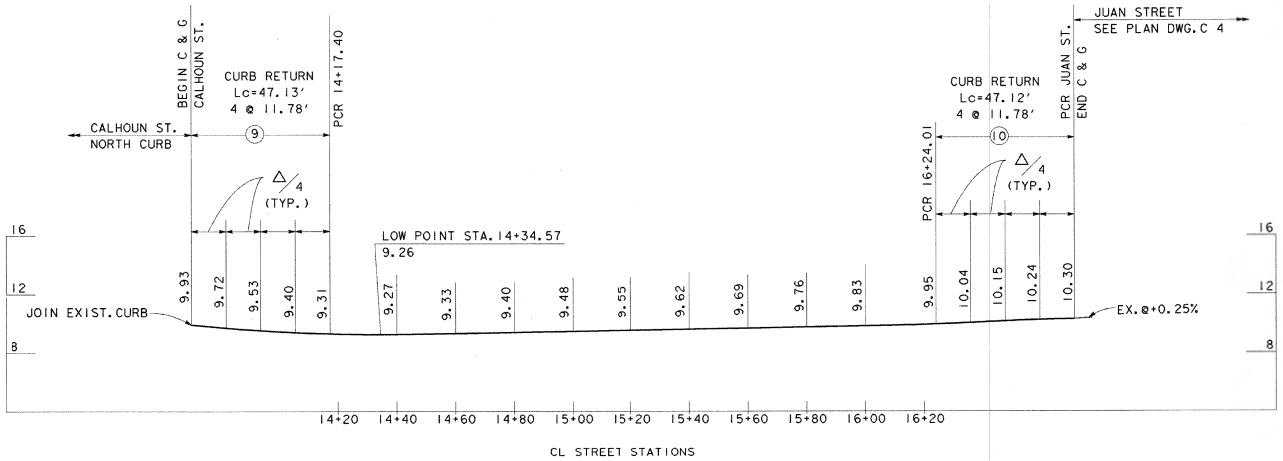

RIGHT CURB PROFILE-TAYLOR STREET

AS BUILT
Contract No. LRT-552
Date 4-7-97

CITY OF SAN DIEGO, CALIFORNIA
ENGINEERING DEPARTMENT
SHEET 37 OF 56 SHEETS
W.O. NO. 920707

DESCRIPTION	BY	APPROVED	DATE	FILMED
ORIGINAL	DE LEUW			
AS-BUILT	M.H.	MA		

1854-6267
CONTROL CERTIFICATION
NAD 83
214-1707
LAMBERT COORDINATES

CONTRACTOR HERZOG DATE STARTED 2-16-94
INSPECTOR MARTIN HALL DATE COMPLETED 6-28-96
DWG NO. 26877- 37 -D

NO.	DATE	REVISIONS	BY	CHK	APRV
	4-95	CONFORMED			

DE LEUW CATHER

REGISTERED PROFESSIONAL ENGINEER HAD R. SAMI NO. C-46673 EXP. 12-31-98 CIVIL STATE OF CALIFORNIA

	DATE
DESIGNED BY H.R.S.	5/09/94
DRAWN BY R.H.L.	5/09/94
CHECKED BY	
MTDB PRJ.ENG. D. RAGLAND	

MTDB
Metropolitan Transit Development Board
1255 Imperial Avenue, Suite 1000, San Diego, CA. 92101-7490

LIGHT RAIL GUIDEWAY PROJECT
San Diego
OLD TOWN TRANSIT CENTER
STREET IMPROVEMENT PLAN & PROFILE
CURB PROFILES-SHEET 2 OF 2

SCALE HORIZ. 1"=20' VERT. 1"=4'
MTDB CONTRACT NO. LRT 552
DRAWING NO. C 6
SHEET NO. 85

FOR REDUCED PLANS ORIGINAL SCALE IS IN INCHES 0 1 2 3

Filename: H:\projects\or552\exeotc7.dgn
Time: Thu Aug 24 15:31:55 1995

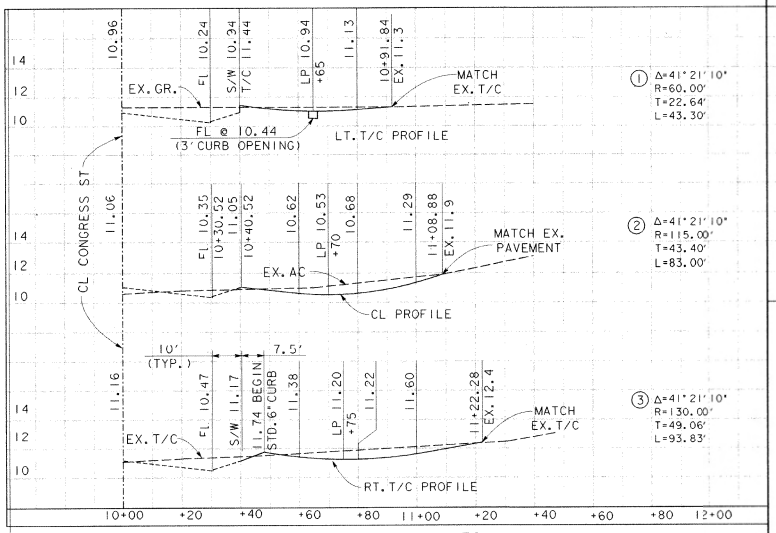

WALLACE ST. PROFILES
(STATIONING ALONG ℄)

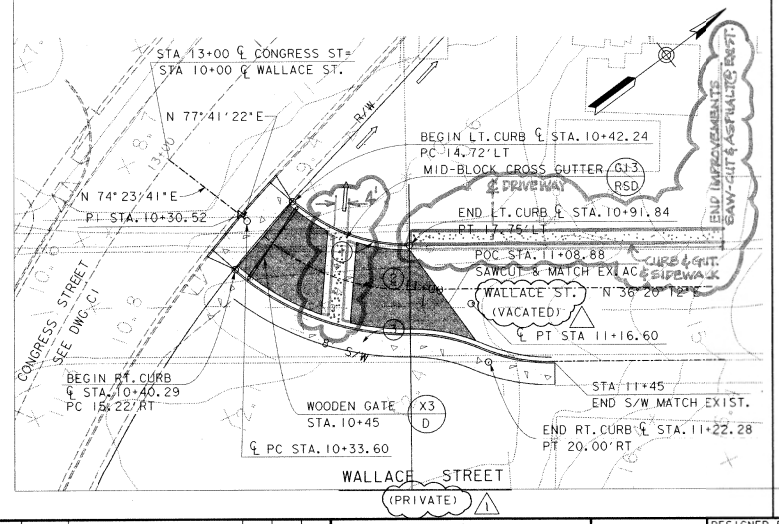

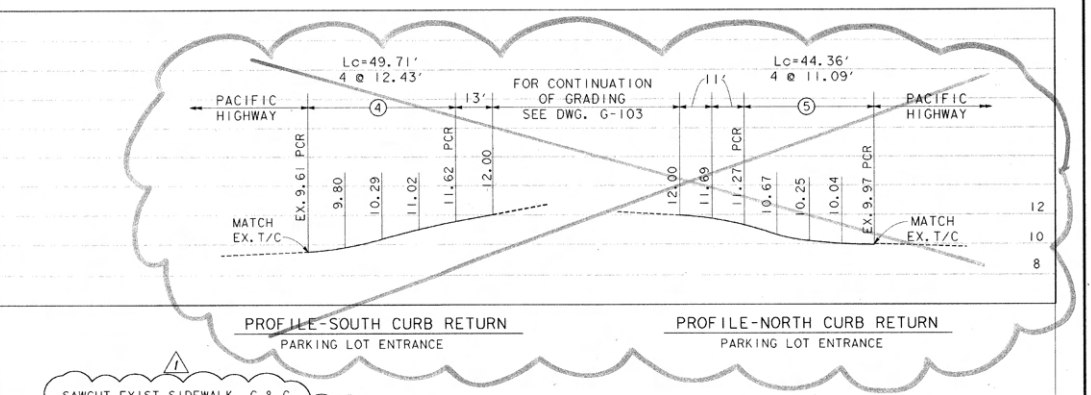



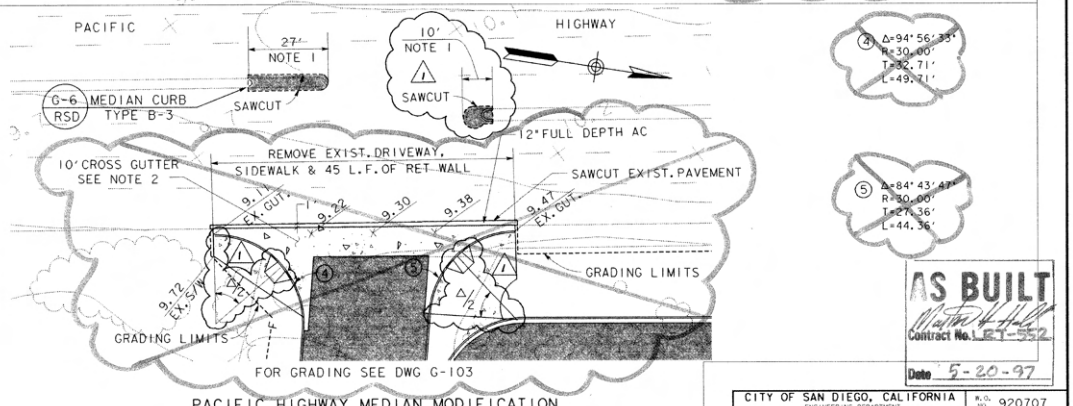

PACIFIC HIGHWAY MEDIAN MODIFICATION
& TRANSIT CTR. PARKING LOT ENTRANCE

NOTES
1. SAWCUT 12" FROM FACE OF CURB AND REMOVE EXIST. MEDIAN ISLAND AS SHOWN. EXCAVATE DOWN 12" FROM PAVEMENT SURFACE BACKFILL WITH 12" FULL DEPTH A.C.
2. CONC. CROSS GUTTERS PER RSD # G-12.

AS BUILT
Contract No. LRT-552
Date 5-20-97

CITY OF SAN DIEGO, CALIFORNIA
ENGINEER DEPARTMENT
SHEET 38 OF 38 SHEETS
FOR CITY ENGINEER
DATE
R.O. NO. 920707

DESCRIPTION	BY	APPROVED	DATE	FILMED
ORIGINAL	DE LEUW			
AS-BUILT	M.H.			

1854-6267
CONTROL CERTIFICATION
NAD 83
214-1707
LAMBERT COORDINATES
CONTRACTOR HERZOG DATE STARTED 2-14-96
INSPECTOR MARTIN HALL DATE COMPLETED 6-26-96
26877-38-D
DWG. NO.

NO.	DATE	REVISIONS	BY	CHK	APRV
1	8-95	ADDED HANDICAP RAMP AND REVISED NOTES PER CCO #			
	4-95	CONFORMED			

DE LEUW CATHER

REGISTERED PROFESSIONAL ENGINEER — ROBERT A. SERRA — No. 23422 — CIVIL — STATE OF CALIFORNIA

DESIGNED BY R. MOGILNICKI	DATE 9-18-94
DRAWN BY R. MOGILNICKI	9-18-94
CHECKED BY H. R. SAMII	10-14-94
MTDB PRJ. ENG. D. RAGLAND	

MTDB
Metropolitan Transit Development Board
1255 Imperial Avenue, Suite 1000, San Diego, CA. 92101-7490

LIGHT RAIL GUIDEWAY PROJECT
San Diego
OLD TOWN TRANSIT CENTER
STREET IMPROVEMENT PLAN AND PROFILE
PACIFIC HIGHWAY & WALLACE ST.

SCALE HORIZ. 1"=20'
VERT. 1"=4'
MTDB CONTRACT NO. LRT 552
DRAWING NO. C7
SHEET NO. 86

FOR REDUCED PLANS ORIGINAL SCALE IS IN INCHES 0 1 2 3

Pen Tablet: H:\plot\pentbl\pcon_5.tbl
PRF File: H:\PRFPLOT\SOTC7.PRF

MTS DOC NO. PWL355.0-22, WOA355-A6-75

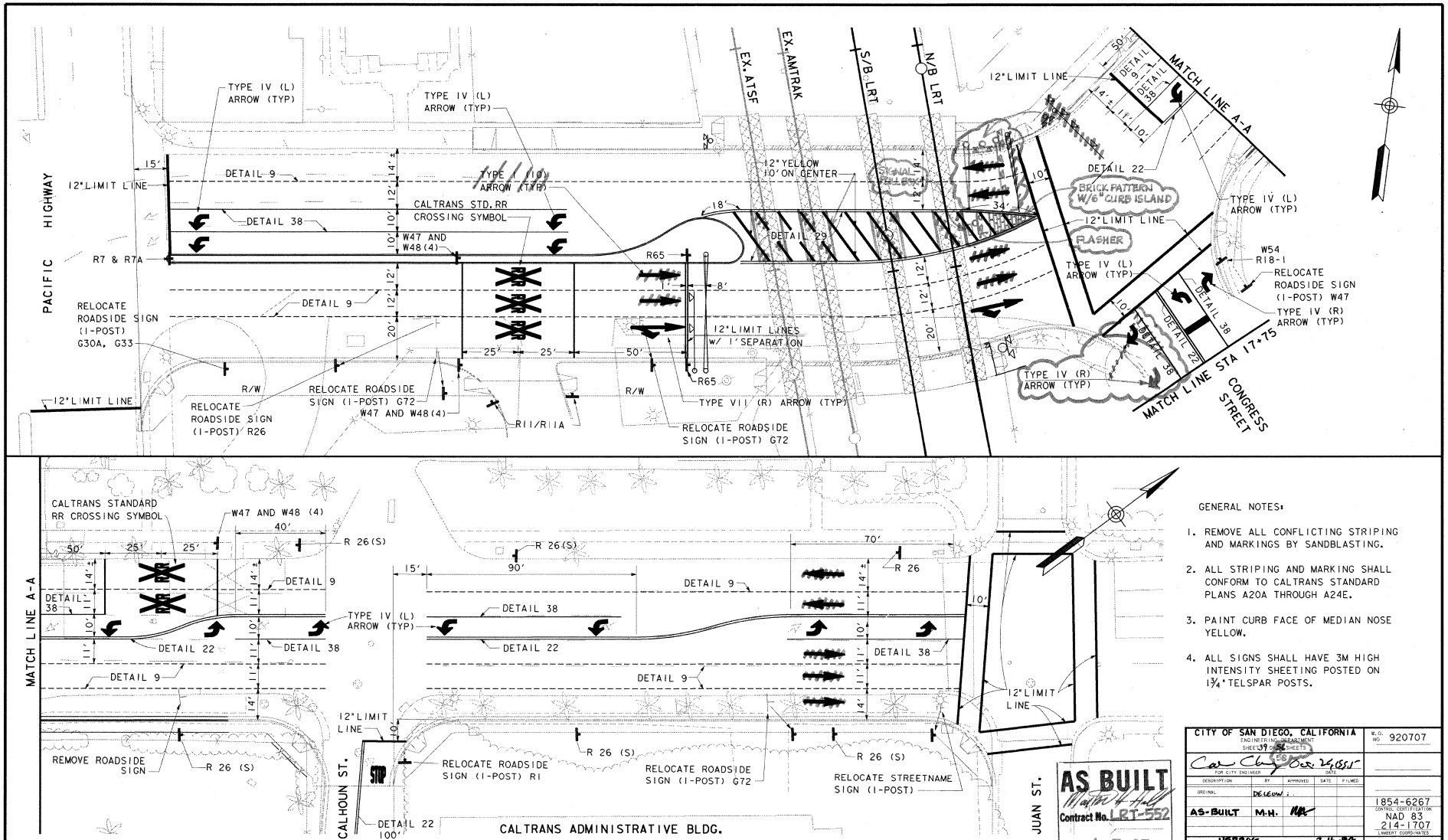

GENERAL NOTES:

1. REMOVE ALL CONFLICTING STRIPING AND MARKINGS BY SANDBLASTING.
2. ALL STRIPING AND MARKING SHALL CONFORM TO CALTRANS STANDARD PLANS A20A THROUGH A24E.
3. PAINT CURB FACE OF MEDIAN NOSE YELLOW.
4. ALL SIGNS SHALL HAVE 3M HIGH INTENSITY SHEETING POSTED ON 1¾" TELSPAR POSTS.

AS BUILT
Matthew H. Hall
Contract No. LRT-552
Date 4-7-97

CITY OF SAN DIEGO, CALIFORNIA
ENGINEERING DEPARTMENT
SHEET 39 OF 56 SHEETS
FOR CITY ENGINEER
DESCRIPTION | BY | APPROVED | DATE | FILMED
ORIGINAL | DE LEUW | | |
AS-BUILT | M.H. | MA | |
CONTRACTOR HERZOG
INSPECTOR MARTIN HALL
DATE STARTED 2-16-96
DATE COMPLETED 6-28-96

W.O. NO 920707
1854-6267
CONTROL IDENTIFICATION
NAD 83
214-1707
LAMBERT COORDINATES
26877-39-D
DWG NO.

NO.	DATE	REVISIONS	BY	CHK	APRV
	4-95	CALTRANS			

DE LEUW CATHER

	DATE
DESIGNED BY H. R. S.	9/8/94
DRAWN BY R. W. M.	9/8/94
CHECKED BY R. W. M.	11/17/94
MTDB PRJ. ENG. D. RAGLAND	

MTDB
Metropolitan Transit Development Board
1255 Imperial Avenue, Suite 1000, San Diego, CA. 92101-7490

LIGHT RAIL GUIDEWAY PROJECT
San Diego
OLD TOWN TRANSIT CENTER
SIGNING, STRIPING, & MARKING PLAN
TAYLOR STREET

SCALE 1"=20'
MTDB CONTRACT NO. LRT 552
DRAWING NO. SN 1
SHEET NO. 37

FOR REDUCED PLANS ORIGINAL SCALE IS IN INCHES 0 1 2 3

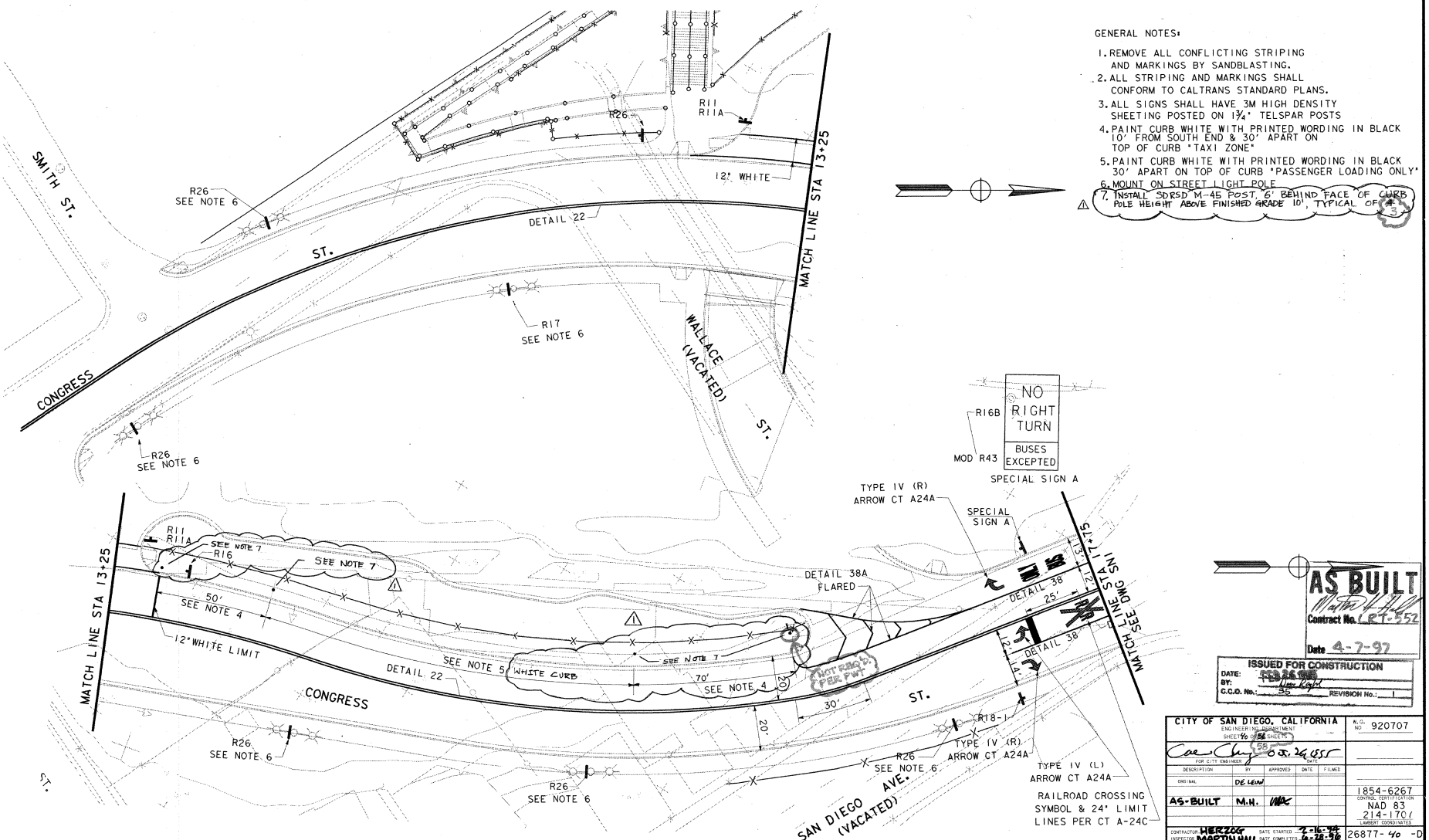

GENERAL NOTES:

1. REMOVE ALL CONFLICTING STRIPING AND MARKINGS BY SANDBLASTING.
2. ALL STRIPING AND MARKINGS SHALL CONFORM TO CALTRANS STANDARD PLANS.
3. ALL SIGNS SHALL HAVE 3M HIGH DENSITY SHEETING POSTED ON 1¾" TELSPAR POSTS
4. PAINT CURB WHITE WITH PRINTED WORDING IN BLACK 10' FROM SOUTH END & 30' APART ON TOP OF CURB "TAXI ZONE"
5. PAINT CURB WHITE WITH PRINTED WORDING IN BLACK 30' APART ON TOP OF CURB "PASSENGER LOADING ONLY"
6. MOUNT ON STREET LIGHT POLE
7. INSTALL SDRSD M-45 POST, 6' BEHIND FACE OF CURB POLE HEIGHT ABOVE FINISHED GRADE 10', TYPICAL OF 5

AS BUILT
Contract No. LRT-552
Date 4-7-97

ISSUED FOR CONSTRUCTION
DATE:
BY:
C.C.O. No.: 36 REVISION No.: 1

CITY OF SAN DIEGO, CALIFORNIA
ENGINEERING DEPARTMENT
SHEET 56 OF 58 SHEETS
FOR CITY ENGINEER
DESCRIPTION | BY | APPROVED | DATE | FILED
ORIGINAL | DE LEUW
AS-BUILT | M.H.

W.O. NO. 920707
1854-6267
CONTROL IDENTIFICATION
NAD 83
214-170(
LAMBERT COORDINATES
26877-40-D
DWG. NO.

CONTRACTOR HERZOG
INSPECTOR MARTIN HALL
DATE STARTED 2-16-96
DATE COMPLETED 4-28-96

NO.	DATE	REVISIONS	BY	CHK	APRV
1	2-22-96	STRIPING & SIGN REV.	SB	PWT	DCR
	4-95	CONFORMED			

DE LEUW CATHER

DESIGNED BY	ED PETIL	9/9/94
DRAWN BY	ED PETIL	9/9/94
CHECKED BY	R.W.M.	11/17/94
MTDB PRJ.ENG.	D. RAGLAND	

MTDB
Metropolitan Transit Development Board
1255 Imperial Avenue, Suite 1000, San Diego, CA. 92101-7490

LIGHT RAIL GUIDEWAY PROJECT
San Diego

OLD TOWN TRANSIT CENTER
SIGNING, STRIPING AND MARKING
CONGRESS STREET

SCALE 1"=20'
MTDB CONTRACT NO. LRT 552
DRAWING NO. SN 2 | SHEET NO. 88

FOR REDUCED PLANS
ORIGINAL SCALE IS IN INCHES
0 1 2 3

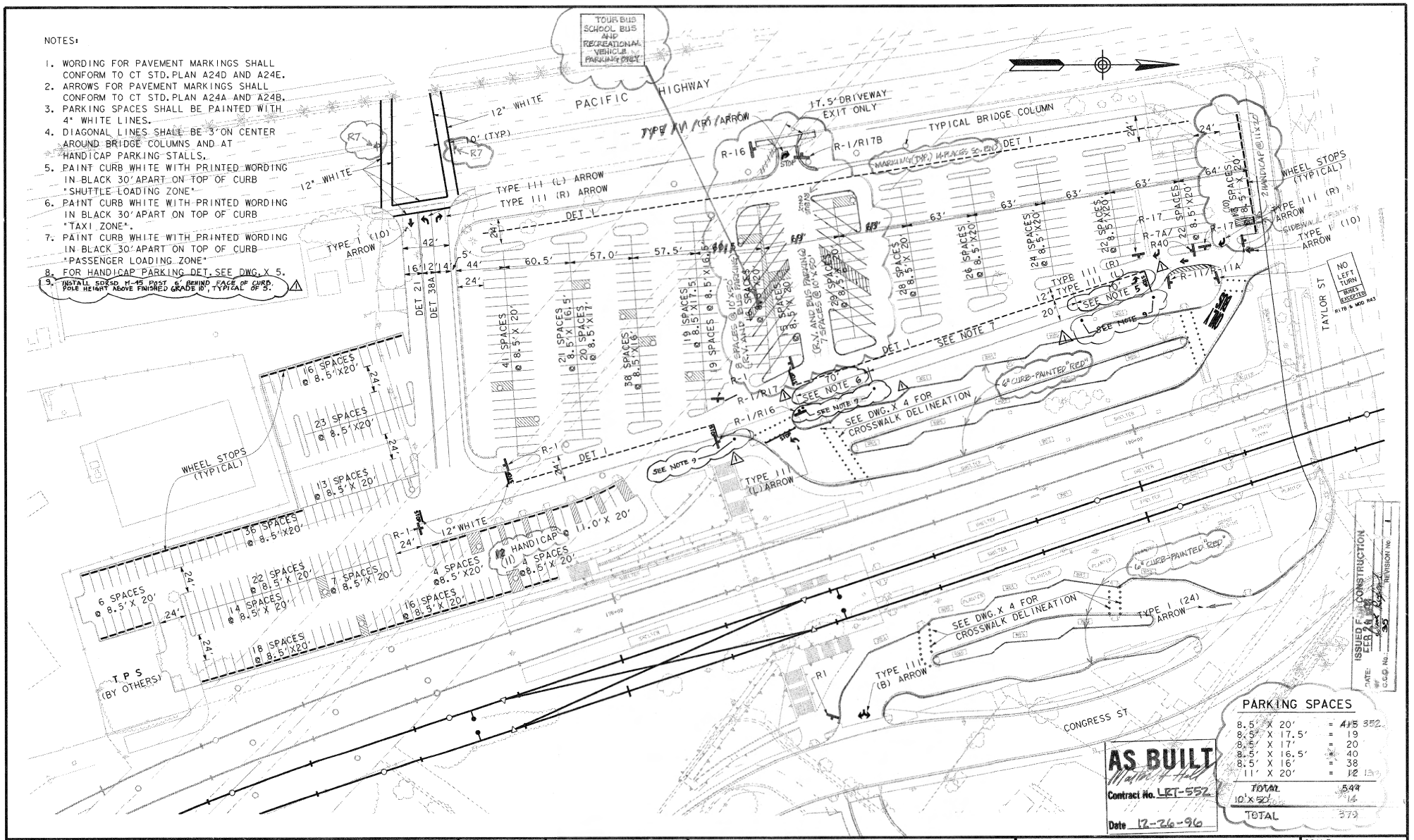

NO.	DATE	REVISIONS	BY	CHK	APRV
1	8-23-96	STRIPING REVISION	SPB	PWT	DCR
	4-95	CANCELLED			

DE LEUW CATHER

		DATE
DESIGNED BY	R.M.S./E.A.P.	9/8/94
DRAWN BY	R.W.M./R.H.L.	9/8/94
CHECKED BY	R.W.M.	11/17/94
MTDB PRJ.ENG.	D. RAGLAND	

MTDB
Metropolitan Transit Development Board
1255 Imperial Avenue, Suite 1000, San Diego, CA. 92101-7490

LIGHT RAIL GUIDEWAY PROJECT
San Diego

OLD TOWN TRANSIT CENTER
SIGNING, STRIPING AND MARKING PLAN
PARKING LOT AND BUS BAYS

SCALE 1"=40'
MTDB CONTRACT NO. LRT 552
DRAWING NO. SN 3
SHEET NO. 89

FOR REDUCED PLANS ORIGINAL SCALE IS IN INCHES

/usr2/ot/552/satq21.dgn
06-JAN-1995 16:30

CONSTRUCTION AREA SIGNS

CODE	PANEL SIZE (INCHES)	MOUNTING S=STATIONARY P=PORTABLE	1-POST 4"X4" E=3.5'	1-POST 4"X6" E=4.5'	2-POST 4"X4" E=4.5'	DRAWING NO. SC1	SC2	SC2A	SC3	SC4	SC5
C2	48X30	ON BARRICADE				4	9			6	
C3A	60X30	ON BARRICADE								1	
C12	48X48	P				4					
C13	60X24	S			X	3	3	3	2	3	3
C18	48X48	S		X		4	3	3	8	7	8
C19	48X48	S		X			1	2		1	
C20 (LT/RT)	48X48	S		X					1	1	2
C21	48X48	P							3	2	4
C30	30X30	P							2	2	7
N4	18X18	ON BARRICADE				4	9			6	
R7	24X30	P									2
R7/R7A	24X30/24X18	P									1
R16	24X24	P					1	1		2	
R17	24X24	P								2	
R49	36X18	S	X							1	
R49M	36X18	S	X			4	2	2		6	
W3(RT)	36X36	S		X				1			
W11	36X36	S		X					1	1	2
W15	36X36	S		X		2					

TRAFFIC CONTROL SYSTEM (LS)

DWG NO	PORTABLE DELINEATOR (UNIT)	TYPE I BARRICADE (UNIT)
SC1	14	13
SC2	29	18
SC2A	21	18
SC3	16	15
SC4	49	22
SC5	79	16

TEMPORARY PAVEMENT MARKING

DWG NO	TYPE I (10) ARROW (14 SF)	TYPE IV ARROW (15 SF)
SC1	4	
SC2	3	
SC2A	3	
SC3	13	3
SC4	10	3
SC5	13	6
TOTAL	824 SF	

TEMPORARY STRIPING

DWG NO	DETAIL 1 (LF)	DETAIL 22 (LF)	DETAIL 3 (LF)
SC1		280	
SC5			150
TOTAL 430 LF			

DWG NO.	TYPE III BARRICADE	FLASHING ARROW BOARD
	UNIT(EA)	UNIT(EA)
SC1	4	-
SC2	9	-
SC3	-	1
SC4	9	1
SC5	-	2

AS BUILT
Contract No. LRT-552
Date 4-7-97

CITY OF SAN DIEGO, CALIFORNIA
ENGINEERING DEPARTMENT
SHEET 41 OF 96 SHEETS
FOR CITY ENGINEER — DATE

DESCRIPTION	BY	APPROVED	DATE	FILMED
ORIGINAL	DE LEUW			
AS-BUILT	M.H.	MAC		

CONTRACTOR HERZOG — DATE STARTED 2-16-94
INSPECTOR MARTIN HALL — DATE COMPLETED 6-28-96

W.O. NO 920707
1854-6267
CONTROL CERTIFICATION
NAD 83
214-1707
LAMBERT COORDINATES
26877-41-D
DWG NO.

NO.	DATE	REVISIONS	BY	CHK	APRV
	4-95	CONFORMED			

DE LEUW CATHER

REGISTERED PROFESSIONAL ENGINEER
ROBERT M. SEPHENS
NO. 29885
EXP. 6-30-95
CIVIL
STATE OF CALIFORNIA

DESIGNED BY EAP	DATE 8/16/93
DRAWN BY HRS	9/16/93
CHECKED BY RWM	11/17/94
MTDB PRJ.ENG. D. RAGLAND	

MTDB
Metropolitan Transit Development Board
1255 Imperial Avenue, Suite 1000, San Diego, CA. 92101-7490

LIGHT RAIL GUIDEWAY PROJECT
San Diego
OLD TOWN TRANSIT CENTER
QUANTITY SUMMARY
DETOUR AND CONSTRUCTION STAGING
SHEET 1 OF 3

SCALE N.T.S
MTDB CONTRACT NO. LRT 552
DRAWING NO. Q1
SHEET NO. 90

FOR REDUCED PLANS
ORIGINAL SCALE IS IN INCHES 0 1 2 3

/usr2/or/552/sht422.dgn
06-JAN-1995 16:30

ROADSIDE SIGNS

DWG NO.	CODE	PANEL SIZE (INCHES)	POST SIZE AND LENGTH 4"X4"	POST SIZE AND LENGTH 4"X6"	RELOCATE ROADSIDE SIGN (EA)	ROADSIDE SIGN 1- POST (EA)	TELSPAR POST (EA)	INSTALL SIGN STRAP AND SADDLE METHOD (EA)
SN1	G30A G33				1			
	R26	12"X18"			1			
	G72				3			
	W47 W48(4)	STD 36" 30"X24"			1			3
	R1	30"30"			1			
	R11 R11A	36"X36" 36"X21"		X		2		
	R65	24"X30"					2	
	R7 R7A	24"X30" 24"X18"					1	
	R26(S)	12"X18"					6	
	W54 R18-1	30"x30" 20"x32"		X				
	ST. NAME SIGN				1			
SN2	R26	12"X18"					1	4
	R17	24"X24"						1
	R17B MOD R43	30"X36" 24"X12"		X		1		
	R16	24"X24"					1	
	R18-1	20"X32"					1	
SN3	R1	30"X30"	X			4		
	R11 R11A	36"X36" 36"X21"		X		2		
	R17B MOD R43	30"X36" 24"X12"		X		1		
	R17	24"X24"	X			2		
	R7A R40	24"X18" 24"X30"	X			1		
	R1 R16	30"X30" 24"X24"		X		2		
	R1 R17	30"X30" 24"X24"		X		1		
	R1 R17B	30"X30" 30"X36"		X		1		
	R16	24"X24"	X			1		
	R99	12"X18"					12	
SUB-TOTAL					8	18	24	8
TOTAL					8	42		8

TRAFFIC STRIPES (DET=DETAILS)

LOCATION	DET 38A	DET 21	DET 1	4" WHITE	DET 9	DET 38	DET 29	DET 22	4" BLUE
W. PARK. LOT	235	235	1185	12,264					664
TAYLOR ST					2334	678	285	530	
CONGRESS ST	201					105		820	
W. PARK. LOT 4" DIAGONAL				1,236					
NET TOTAL	436	235	1185	13,500	2334	783	285	1,350	664
TOTAL: 20,108 LF									

PAVEMENT MARKER

DETAIL TYPE	REFLECTIVE EA	NON REFLECTIVE EA
DETAIL 9	96	
DETAIL 22	112	
DETAIL 29	24	
DETAIL 38	33	
CROSSWALKS (BUS BAYS)		1092
TOTALS	265	1092

PAVEMENT MARKING (SF)

BUS BAYS	700
PACIFIC HWY	641
TAYLOR ST	2364
CONGRESS ST	307
TOTAL	4012 SF

PAINT CURB

W. PARKING LOT	340 LF
CONGRESS ST	285 LF
TOTAL	625 LF

AS BUILT
Martin H. Hall
Contract No. LRT-552
Date 4-7-97

CITY OF SAN DIEGO, CALIFORNIA
ENGINEERING DEPARTMENT
SHEET 42 OF 91 SHEETS
W.O. NO 920707
FOR CITY ENGINEER — DATE
DESCRIPTION | BY | APPROVED | DATE | FILMED
ORIGINAL | DE LEUW
AS-BUILT | M.H. | MAC
1854-6267
CONTROL CERTIFICATION
NAD 83
214-1707
LAMBERT COORDINATES
CONTRACTOR HERZOG — DATE STARTED 2-16-96
INSPECTOR MARTIN HALL — DATE COMPLETED 4-28-96
26877-42-D
DWG NO.

NO.	DATE	REVISIONS	BY	CHK	APRV
	4-95	CONFORMED			

DE LEUW CATHER

REGISTERED PROFESSIONAL ENGINEER — HAROLD R. SCHMITT — NO. 46173 — EXP. 12-31-96 — CIVIL — STATE OF CALIFORNIA

DESIGNED BY EAP	DATE 8/16/93
DRAWN BY HRS	9/16/93
CHECKED BY RWW	11/22/94
MTDB PRJ.ENG. D. RAGLAND	

MTDB
Metropolitan Transit Development Board
1255 Imperial Avenue, Suite 1000, San Diego, CA. 92101-7490

LIGHT RAIL GUIDEWAY PROJECT
San Diego
OLD TOWN TRANSIT CENTER
QUANTITY SUMMARY
PERMANENT TRAFFIC CONTROL FACILITIES
SHEET 2 OF 3

SCALE N.T.S
MTDB CONTRACT NO. LRT 552
DRAWING NO. 02 SHEET NO. 91

FOR REDUCED PLANS
ORIGINAL SCALE IS IN INCHES
0 1 2 3

/usr2/or/552/sorq23.dgn
09-DEC-1994 16:37

BASES	
LOCATION	AGGREGATE BASE CLASS 2 (CY)
BUSBAYS	940
SIDEWALK (INCL. PED RAMP)	280
INTEGRAL COLOR CONCRETE PAVING (W/SALT FINISH)	820
CURB, CURB & GUTTER	110
DRIVEWAY CROSS GUTTER 3' GUTTER	100
W. PARKING LOT	4650
STAMPED CONCRETE	320
TOTAL	7220

ROADWAY EXCAVATION	
LOCATION	CY
TAYLOR ST	1675
CONGRESS ST	550
W. PARKING LOT	2970
E. BUSBAY ONLY	800
TOTAL	5995

WHEEL STOP		
WEST PARKING LOT	116 EA	

MINOR CONCRETE (MISCELLANEOUS CONSTRUCTION)	
LOCATION	CY
SIDEWALK (INCL. PED RAMP)	300
CURB, CURB/GUTTER	405
DRIVEWAY	25
3 FOOT CROSS GUTTER	25
CROSS GUTTER	45
TOTAL	800

RELOCATE CHAIN LINK FENCE (LUMP SUM)	
CONGRESS/TAYLOR	LS
CALHOUN	LS

DETECTABLE WARNING PAVEMENT	
PLATFORMS	4150 SF

ROLLING/GRILLES (LUMP SUM)	
PASSAGEWAY (3 EACH)	LS

EPOXY PEBBLE STRIP	
TAYLOR STREET CROSSING	210 SF

EROSION CONTROL	
SLOPES ALONG CONGRESS STREET	650 SY

BOLLARD AND WOODEN GATE		
LOCATION	BOLLARD	WOODEN GATE
TAYLOR ST. CROSSING	8 EA	
CONGRESS ST.		1 EA

PORTLAND CEMENT CONCRETE PAVEMENT	
LOCATION	CY
WEST BUS BAYS	685
EAST BUS BAYS	530
TOTAL	1215

6' CHAIN LINK FENCE (W/3 STRAND BARB WIRE)	
WEST PARKING LOT	120 LF

STAMPED CONCRETE PAVING (FOR PLAN LOCATION SEE URBAN DESIGN PLANS)	
LOCATION	SF
LRT PLATFORM	6,910
COMMUTER RAIL PLATFORM	4,930
TOTAL	11,840

4' PICKET FENCE (CONGRESS ST)	104 LF
4' PICKET FENCE (WEST PARKING LOT)	185 LF
4' PICKET FENCE (PASSAGE WAY)	1760 LF
6' PICKET FENCE (PASSAGE WAY)	1135 LF

INTEGRAL COLOR CONCRETE PAVING W. SALT FINISH (FOR PLAN LOCATION SEE URBAN DESIGN PLANS)	
LOCATION	SF
ISLANDS (WEST PARKING LOT)	2,560
SIDEWALKS (WEST PARKING LOT)	13,000
WEST BUS BAY ISLAND	11,820
COMMUTER RAIL PLATFORM	9,860
LRT PLATFORM	6,910
TRANSIT CENTER PLATFORM	15,170
PASSAGE WAY	1,950
TAYLOR STREET SIDEWALK	2,660
MEDIAN (TAYLOR ST)	1,600
TOTAL	65,530

ASPHALT CONCRETE (TYPE B)	
LOCATION	TON
TAYLOR ST	1450
CONGRESS ST	2660
W. PARKING LOT	3820
WEST BUS BAY ONLY	750
EAST BUS BAY ONLY	580
OVERLAY	370
TOTAL	9630

ASPHALT MEMBRANE WATERPROOFING	
PASSAGEWAY	2500 SF

AS BUILT
Contract No. LRT-552
Date 4-7-97

CITY OF SAN DIEGO, CALIFORNIA
ENGINEERING DEPARTMENT
SHEET 43 OF 92 SHEETS
FOR CITY ENGINEER
W.O. NO 920707

DESCRIPTION	BY	APPROVED	DATE	FILMED
ORIGINAL	DELEUW			
AS-BUILT	M.H.			

1854-6267 CONTROL CERTIFICATION
NAD 83
214-1707 LAMBERT COORDINATES

CONTRACTOR HERZOG
INSPECTOR MARTIN HALL
DATE STARTED 2-16-96
DATE COMPLETED 6-28-96
DWG NO. 26877-43-D

NO.	DATE	REVISIONS	BY	CHK	APRV
	4-95	CONFORMED			

DE LEUW CATHER

REGISTERED PROFESSIONAL ENGINEER — RICHARD W. SAUER — NO. C 40173 — EXP. 12-31-96 — CIVIL — STATE OF CALIFORNIA

DESIGNED BY EAP	DATE 8/16/93
DRAWN BY HRS	9/16/93
CHECKED BY RWM	11/15/94
MTDB PRJ.ENG. D. RAGLAND	

MTDB
Metropolitan Transit Development Board
1255 Imperial Avenue, Suite 1000, San Diego, CA. 92101-7490

LIGHT RAIL GUIDEWAY PROJECT
San Diego
OLD TOWN TRANSIT CENTER
QUANTITY SUMMARY
CIVIL
SHEET 3 OF 3

SCALE	
N.T.S	
MTDB CONTRACT NO.	
LRT 552	
DRAWING NO.	SHEET NO.
Q 3	92

FOR REDUCED PLANS
ORIGINAL SCALE IS IN INCHES
0 1 2 3

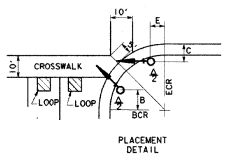

PLACEMENT DETAIL

GENERAL NOTES

1. ALL WORK, MATERIAL AND EQUIPMENT SHALL CONFORM TO THE REQUIREMENT OF THE STATE OF CALIFORNIA, DEPT OF TRANSPORTATION, STANDARD PLANS AND STANDARD SPECIFICATIONS DATED JULY 1992, CITY OF SAN DIEGO STANDARD PROVISIONS FOR STREET LIGHTING AND THE SPECIAL PROVISIONS AND THIS PLAN.
2. ALL CONTROLLER EQUIPMENT SHALL BE ON THE CURRENT, STATE OF CALIFORNIA "QUALIFIED PRODUCTS LIST."
3. UTILITIES SHOWN ON THESE PLANS ARE CORRECT AND ACCURATE TO THE EXTENT OF AVAILABLE RECORDS AND KNOWLEDGE. THE CONTRACTOR, HOWEVER IS REQUIRED TO ASCERTAIN THE EXACT LOCATION OF UNDERGROUND FACILITIES PRIOR TO DOING WORK THAT MAY DAMAGE SUCH FACILITIES OR INTERFERE WITH THEIR SERVICE. SEE DWG U-2 FOR EXISTING UTILITIES.
4. THE CONTRACTOR SHALL OBTAIN ALL NECESSARY PERMITS AND NOTIFY ALL UTILITY COMPANIES A MINIMUM OF 48 HOURS PRIOR TO START OF CONSTRUCTION. IT SHALL BE THE RESPONSIBILITY OF THE CONTRACTOR TO COORDINATE ALL PHASES OF CONSTRUCTION WITH THE VARIOUS UTILITY COMPANIES INVOLVED.
5. THE ENGINEER & CITY TRAFFIC ENGINEER SHALL APPROVE THE EXACT LOCATION OF CONTROLLER & ALL PULLBOXES, CONDUITS, DETECTORS, AND POLES IN THE FIELD PRIOR TO INSTALLATION.
6. ALL PULLBOXES SHALL BE NO. 5 AND CONDUIT 2 INCHES UNLESS OTHERWISE NOTED.
7. LOOPS SHALL BE 6'x 6' WITH 10 FOOT SPACING IN THE DIRECTION OF TRAVEL AND CENTERED IN THE TRAVEL LANES UNLESS OTHERWISE NOTED
8. CONTRACTOR SHALL FURNISH & INSTALL ALL SIGNAL EQUIPMENT NECESSARY TO PROVIDE SIGNAL OPERATIONS SHOWN ON PLANS.

PHASE DIAGRAM			
Ø1	Ø2	Ø3	Ø4
Ø5	Ø6	Ø7	Ø8

LRT / RAILROAD PREEMPT

Ø 1+6 CLR → Ø 5 LIM; Ø 3+8 LIM; Ø 4+8 LIM

DETECTOR ASSIGNMENTS			
DET. NO.	Ø	SLOT	FIELD TERM. CONNECTIONS
1	2	124U	T2-5&6
2	2	12L	T2-7&8
3	5	J1U	T3-1&2
4	4	16U	T4-9&10
5	4	16L	T4-11&12
6	7	J5U	T5-5&6
7	6	J2U	T3-5&6
8	6	J2L	T3-7&8
9	1	11U	T2-1&2
10	1	11L	T2-3&4
11	8	J6U	T5-9&10
12	8	J6L	T5-11&12
13	8	J7U	T7-1&2
14	3	15U	T4-5&6
PPB	2	112U	T8-4&COM6
PPB	4	112L	T8-5&COM6
PPB	6	113U	T8-7&COM9
PPB	8	113L	T8-8&COM9
RR2	-	J14L	T9-11&COM12

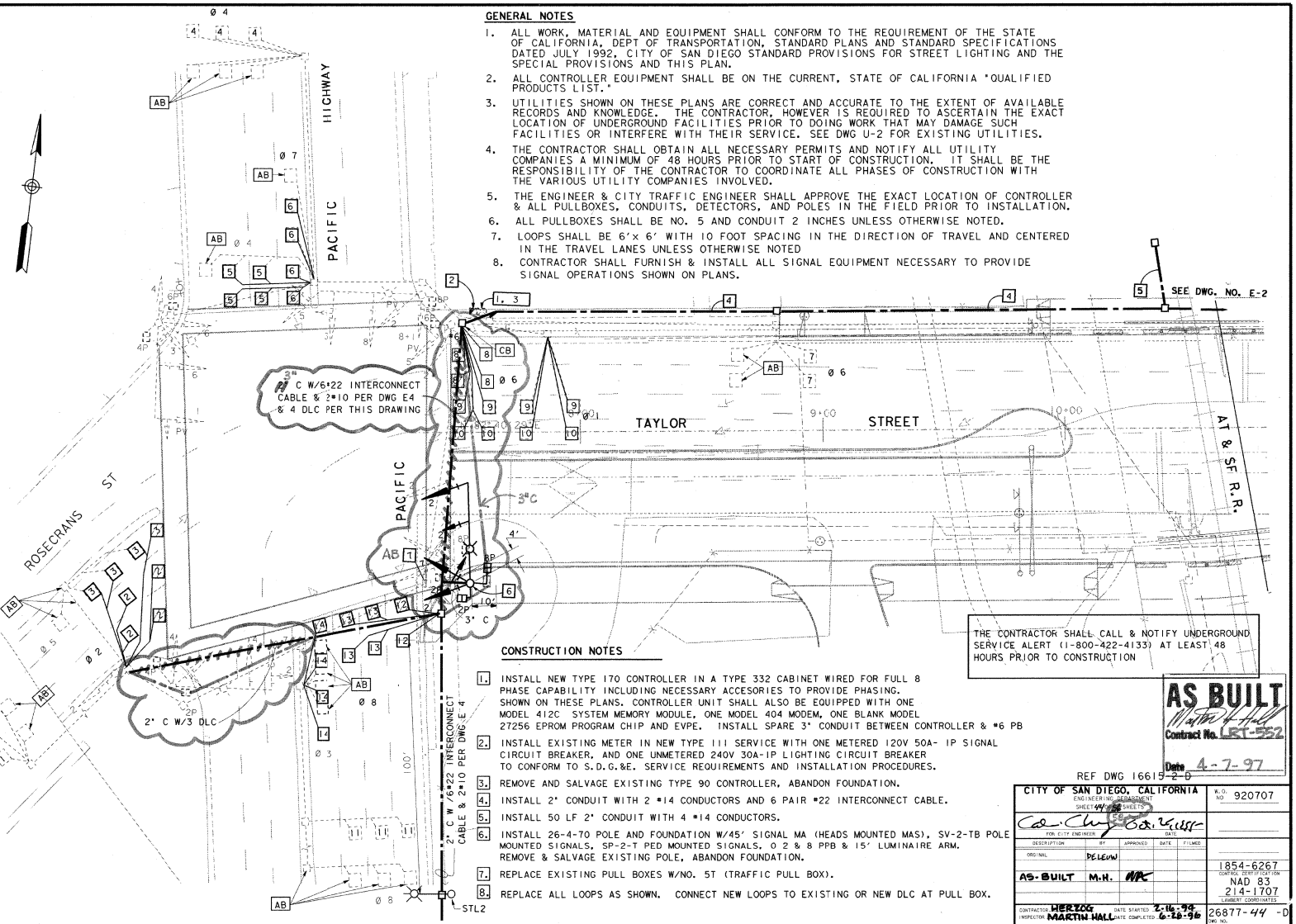

THE CONTRACTOR SHALL CALL & NOTIFY UNDERGROUND SERVICE ALERT (1-800-422-4133) AT LEAST 48 HOURS PRIOR TO CONSTRUCTION

CONSTRUCTION NOTES

1. INSTALL NEW TYPE 170 CONTROLLER IN A TYPE 332 CABINET WIRED FOR FULL 8 PHASE CAPABILITY INCLUDING NECESSARY ACCESORIES TO PROVIDE PHASING. SHOWN ON THESE PLANS. CONTROLLER UNIT SHALL ALSO BE EQUIPPED WITH ONE MODEL 412C SYSTEM MEMORY MODULE, ONE MODEL 404 MODEM, ONE BLANK MODEL 27256 EPROM PROGRAM CHIP AND EVPE. INSTALL SPARE 3" CONDUIT BETWEEN CONTROLLER & #6 PB
2. INSTALL EXISTING METER IN NEW TYPE III SERVICE WITH ONE METERED 120V 50A- IP SIGNAL CIRCUIT BREAKER, AND ONE UNMETERED 240V 30A-IP LIGHTING CIRCUIT BREAKER TO CONFORM TO S.D.G.&E. SERVICE REQUIREMENTS AND INSTALLATION PROCEDURES.
3. REMOVE AND SALVAGE EXISTING TYPE 90 CONTROLLER, ABANDON FOUNDATION.
4. INSTALL 2" CONDUIT WITH 2 #14 CONDUCTORS AND 6 PAIR #22 INTERCONNECT CABLE.
5. INSTALL 50 LF 2" CONDUIT WITH 4 #14 CONDUCTORS.
6. INSTALL 26-4-70 POLE AND FOUNDATION W/45' SIGNAL MA (HEADS MOUNTED MAS), SV-2-TB POLE MOUNTED SIGNALS, SP-2-T PED MOUNTED SIGNALS, Ø 2 & 8 PPB & 15' LUMINAIRE ARM. REMOVE & SALVAGE EXISTING POLE, ABANDON FOUNDATION.
7. REPLACE EXISTING PULL BOXES W/NO. 5T (TRAFFIC PULL BOX).
8. REPLACE ALL LOOPS AS SHOWN. CONNECT NEW LOOPS TO EXISTING OR NEW DLC AT PULL BOX.

AS BUILT
Contract No. LRT-552
Date 4-7-97

REF DWG 16619-2-D

CITY OF SAN DIEGO, CALIFORNIA
ENGINEERING DEPARTMENT
SHEET 44 OF 93 SHEETS
W.O. NO. 920707
FOR CITY ENGINEER — DATE

DESCRIPTION	BY	APPROVED	DATE	FILMED
ORIGINAL	DELEUW			
AS-BUILT	M.H.	MR		

1854-6267 CONTROL IDENTIFICATION
NAD 83 214-1707 LAMBERT COORDINATES
CONTRACTOR HERZOG DATE STARTED 2-16-96
INSPECTOR MARTIN HALL DATE COMPLETED 6-28-96
26877-44 -D DWG. NO.

NO.	DATE	REVISIONS	BY	CHK	APRV
	4-95	CONFORMED			

DE LEUW CATHER

DESIGNED BY R.M.S.	DATE 4-25-94
DRAWN BY D.R. & R.W.M.	4-25-94
CHECKED BY R.O.M.	12-05-94
MTDB PRJ.ENG. D. RAGLAND	

MTDB
Metropolitan Transit Development Board
1255 Imperial Avenue, Suite 1000, San Diego, CA. 92101-7490

LIGHT RAIL GUIDEWAY PROJECT
San Diego
OLD TOWN TRANSIT CENTER
TRAFFIC SIGNALS & ELECTRICAL
PACIFIC HWY/ROSECRANS ST/TAYLOR ST

SCALE 1"=20'
MTDB CONTRACT NO. LRT 552
DRAWING NO. E 1 SHEET NO. 93

FOR REDUCED PLANS ORIGINAL SCALE IS IN INCHES
0 1 2 3
MTS DOC NO. PWL365.0-22 MOA355-A5-75

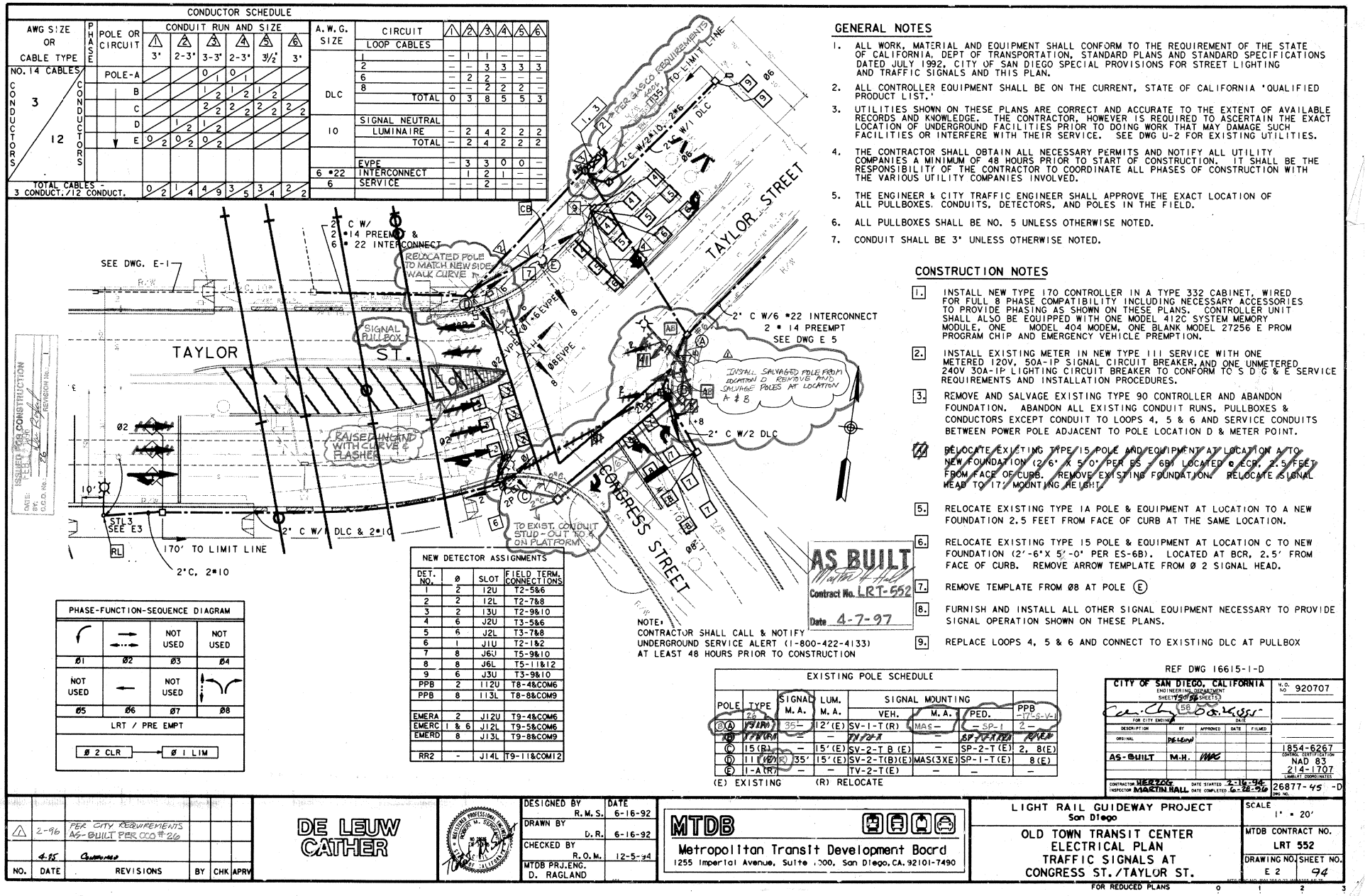

CONDUCTOR SCHEDULE

AWG SIZE OR CABLE TYPE	PHASE	POLE OR CIRCUIT	CONDUIT RUN AND SIZE 1 (3')	2 (2-3')	3 (3-3')	4 (2-3')	5 (3½')	6 (3')
NO. 14 CABLES								
CONDUCTORS 3		POLE-A			0 1	0 1		
		B			1 2	1 2	1 2	
		C			2 2	2 2	2 2	2 2
CONDUCTORS 12		D		1 2	1 2			
		E	0 2	0 2	0 2			
TOTAL CABLES - 3 CONDUCT./12 CONDUCT.			0 2	1 4	4 9	3 5	3 4	2 2

A.W.G. SIZE	CIRCUIT	1	2	3	4	5	6
	LOOP CABLES						
DLC	1	–	1	1	–	–	–
	2	–	–	3	3	3	3
	6	–	2	2	–	–	–
	8	–	–	2	2	2	–
	TOTAL	0	3	8	5	5	3
10	SIGNAL NEUTRAL						
	LUMINAIRE	–	2	4	2	2	2
	TOTAL	–	2	4	2	2	2
	EVPE	–	3	3	0	0	–
6 #22	INTERCONNECT	–	1	2	1	–	–
6	SERVICE	–	–	2	–	–	–

GENERAL NOTES

1. ALL WORK, MATERIAL AND EQUIPMENT SHALL CONFORM TO THE REQUIREMENT OF THE STATE OF CALIFORNIA, DEPT OF TRANSPORTATION, STANDARD PLANS AND STANDARD SPECIFICATIONS DATED JULY 1992, CITY OF SAN DIEGO SPECIAL PROVISIONS FOR STREET LIGHTING AND TRAFFIC SIGNALS AND THIS PLAN.
2. ALL CONTROLLER EQUIPMENT SHALL BE ON THE CURRENT, STATE OF CALIFORNIA 'QUALIFIED PRODUCT LIST.'
3. UTILITIES SHOWN ON THESE PLANS ARE CORRECT AND ACCURATE TO THE EXTENT OF AVAILABLE RECORDS AND KNOWLEDGE. THE CONTRACTOR, HOWEVER IS REQUIRED TO ASCERTAIN THE EXACT LOCATION OF UNDERGROUND FACILITIES PRIOR TO DOING WORK THAT MAY DAMAGE SUCH FACILITIES OR INTERFERE WITH THEIR SERVICE. SEE DWG U-2 FOR EXISTING UTILITIES.
4. THE CONTRACTOR SHALL OBTAIN ALL NECESSARY PERMITS AND NOTIFY ALL UTILITY COMPANIES A MINIMUM OF 48 HOURS PRIOR TO START OF CONSTRUCTION. IT SHALL BE THE RESPONSIBILITY OF THE CONTRACTOR TO COORDINATE ALL PHASES OF CONSTRUCTION WITH THE VARIOUS UTILITY COMPANIES INVOLVED.
5. THE ENGINEER & CITY TRAFFIC ENGINEER SHALL APPROVE THE EXACT LOCATION OF ALL PULLBOXES, CONDUITS, DETECTORS, AND POLES IN THE FIELD.
6. ALL PULLBOXES SHALL BE NO. 5 UNLESS OTHERWISE NOTED.
7. CONDUIT SHALL BE 3" UNLESS OTHERWISE NOTED.

CONSTRUCTION NOTES

1. INSTALL NEW TYPE 170 CONTROLLER IN A TYPE 332 CABINET, WIRED FOR FULL 8 PHASE COMPATIBILITY INCLUDING NECESSARY ACCESSORIES TO PROVIDE PHASING AS SHOWN ON THESE PLANS. CONTROLLER UNIT SHALL ALSO BE EQUIPPED WITH ONE MODEL 412C SYSTEM MEMORY MODULE, ONE MODEL 404 MODEM, ONE BLANK MODEL 27256 E PROM PROGRAM CHIP AND EMERGENCY VEHICLE PREMPTION.
2. INSTALL EXISTING METER IN NEW TYPE III SERVICE WITH ONE METERED 120V, 50A-1P SIGNAL CIRCUIT BREAKER, AND ONE UNMETERED 240V 30A-1P LIGHTING CIRCUIT BREAKER TO CONFORM TO S D G & E SERVICE REQUIREMENTS AND INSTALLATION PROCEDURES.
3. REMOVE AND SALVAGE EXISTING TYPE 90 CONTROLLER AND ABANDON FOUNDATION. ABANDON ALL EXISTING CONDUIT RUNS, PULLBOXES & CONDUCTORS EXCEPT CONDUIT TO LOOPS 4, 5 & 6 AND SERVICE CONDUITS BETWEEN POWER POLE ADJACENT TO POLE LOCATION D & METER POINT.
4. RELOCATE EXISTING TYPE 15 POLE AND EQUIPMENT AT LOCATION A TO NEW FOUNDATION (2'-6" X 5'-0" PER ES - 6B) LOCATED @ BCR, 2.5 FEET FROM FACE OF CURB. REMOVE EXISTING FOUNDATION. RELOCATE SIGNAL HEAD TO 17' MOUNTING HEIGHT.
5. RELOCATE EXISTING TYPE 1A POLE & EQUIPMENT AT LOCATION TO A NEW FOUNDATION 2.5 FEET FROM FACE OF CURB AT THE SAME LOCATION.
6. RELOCATE EXISTING TYPE 15 POLE & EQUIPMENT AT LOCATION C TO NEW FOUNDATION (2'-6"X 5'-0" PER ES-6B). LOCATED AT BCR, 2.5' FROM FACE OF CURB. REMOVE ARROW TEMPLATE FROM Ø 2 SIGNAL HEAD.
7. REMOVE TEMPLATE FROM Ø8 AT POLE (E)
8. FURNISH AND INSTALL ALL OTHER SIGNAL EQUIPMENT NECESSARY TO PROVIDE SIGNAL OPERATION SHOWN ON THESE PLANS.
9. REPLACE LOOPS 4, 5 & 6 AND CONNECT TO EXISTING DLC AT PULLBOX

NOTE:
CONTRACTOR SHALL CALL & NOTIFY UNDERGROUND SERVICE ALERT (1-800-422-4133) AT LEAST 48 HOURS PRIOR TO CONSTRUCTION

AS BUILT
Matthew Hall
Contract No. LRT-552
Date 4-7-97

NEW DETECTOR ASSIGNMENTS

DET. NO.	Ø	SLOT	FIELD TERM. CONNECTIONS
1	2	12U	T2-5&6
2	2	12L	T2-7&8
3	2	13U	T2-9&10
4	6	J2U	T3-5&6
5	6	J2L	T3-7&8
6	1	J1U	T2-1&2
7	8	J6U	T5-9&10
8	8	J6L	T5-11&12
9	6	J3U	T3-9&10
PPB	2	112U	T8-4&COM6
PPB	8	113L	T8-8&COM9
EMERA	2	J12U	T9-4&COM6
EMERC	1 & 6	J12L	T9-5&COM6
EMERD	8	J13L	T9-8&COM9
RR2	-	J14L	T9-11&COM12

PHASE-FUNCTION-SEQUENCE DIAGRAM

		NOT USED	NOT USED
Ø1	Ø2	Ø3	Ø4
NOT USED		NOT USED	
Ø5	Ø6	Ø7	Ø8
LRT / PRE EMPT			
Ø 2 CLR → Ø 1 LIM			

EXISTING POLE SCHEDULE

POLE	TYPE	SIGNAL M.A.	LUM. M.A.	SIGNAL MOUNTING VEH.	M.A.	PED.	PPB
(A)	15 (R)	35'	12'(E)	SV-1-T(R)	MAS –	– SP-1	2 –
(B)	1A (R)	–	–	TV-2-A	–	SP-2-T(E)	REMOVE
(C)	15 (R)	–	15'(E)	SV-2-T B (E)	–	SP-2-T(E)	2, 8(E)
(D)	11 (R)	35'	15'(E)	SV-2-T(B)(E)	MAS(3X)(E)	SP-1-T(E)	8(E)
(E)	1-A(R)	–	–	TV-2-T(E)	–	–	–

(E) EXISTING (R) RELOCATE

REF DWG 16615-1-D

CITY OF SAN DIEGO, CALIFORNIA
ENGINEERING DEPARTMENT
SHEETS 58 SHEETS
FOR CITY ENGINEER DATE
W.O. NO. 920707

DESCRIPTION	BY	APPROVED	DATE	FILMED
ORIGINAL	DE LEUW			
AS-BUILT	M.H.	MAC		

1854-6267
CONTROL CERTIFICATION
NAD 83
214-1707
LAMBERT COORDINATES
CONTRACTOR HERZOG DATE STARTED 2-16-94
INSPECTOR MARTIN HALL DATE COMPLETED 6-28-96
26877-45 -D
DWG NO.

NO.	DATE	REVISIONS	BY	CHK	APRV
1	2-96	PER CITY REQUIREMENTS AS-BUILT PER COO #26			
	4-97				

DE LEUW CATHER

		DATE
DESIGNED BY	R.M.S.	6-16-92
DRAWN BY	D.R.	6-16-92
CHECKED BY	R.O.M.	12-5-94
MTDB PRJ.ENG.	D. RAGLAND	

MTDB
Metropolitan Transit Development Board
1255 Imperial Avenue, Suite 1000, San Diego, CA. 92101-7490

LIGHT RAIL GUIDEWAY PROJECT
San Diego

OLD TOWN TRANSIT CENTER
ELECTRICAL PLAN
TRAFFIC SIGNALS AT
CONGRESS ST./TAYLOR ST.

SCALE 1" = 20'
MTDB CONTRACT NO. LRT 552
DRAWING NO. E 2 SHEET NO. 94

FOR REDUCED PLANS 0 1 2 3

/usr2/or/552/sorte3.dgn
06-JAN-1995 16:31

NOTES

1. STL1 THRU STL4 STREET LIGHTS SHALL BE LIGHT STANDARD FIBERGLASS, WITH 12 FOOT ARM LENGTH AND HAVE A 30 FOOT MOUNTING HEIGHT, UNLESS OTHERWISE NOTED. LAMP SIZE SHALL BE 150 WATT HIGH PRESSURE SODIUM.
2. INSTALL STREETLIGHT FOUNDATION PER SECTIONS ON DWG X2
3. SEE DETAILS ON DWG X4
4. CITY SHALL APPROVE CONDUIT LOCATION PRIOR TO INSTALLATION. CALL FIELD ENGINEER 627-3200 72 HOURS PRIOR TO START OF CONSTRUCTION.
5. CONTRACTOR SHALL VERIFY THAT ALL STREET LIGHTS ARE ACTIVE AND NOTIFY CITY FIELD ENGINEER, 627-3200, A MAXIMUM OF FOUR (4) WEEKS AFTER FINAL ELECTRICAL INSPECTION.

STREET LIGHT SCHEDULE (FOR CONGRESS ST., PACIFIC HIGHWAY & TAYLOR ST.)

STREET SIDE	WATTAGE	STREET LIGHT NO.	STREET NAME	DWG NO.	LOCATION REFERENCE	COMMENT
WEST	310	STL1	PACIFIC HIGHWAY	E 4	S/O CL TAYLOR, 685'	STAND ALONE-DIRECT BURIAL,STANDARD
WEST	310	STL2	PACIFIC HIGHWAY	E 1	S/O CL TAYLOR, 190'	STAND ALONE-DIRECT BURIAL,STANDARD
SOUTH	310	STL3	TAYLOR STREET	E 1	W/O CL CONGRESS 250'	RELOCATE EXISTING STREET LIGHT
SOUTH	310	STL4	TAYLOR STREET	E 5	E/O CL CALHOUN, 45'	STAND ALONE-DIRECT BURIAL,STANDARD
WEST	150, 150	STL5	CONGRESS STREET	E 3	S/O CL TAYLOR, 120'	ANCHOR BASE FOUNDATION, DECORATIVE
EAST	150, 150	STL6	CONGRESS STREET	E 3	S/O CL TAYLOR, 170'	ANCHOR BASE FOUNDATION, DECORATIVE
WEST	150, 150	STL7	CONGRESS STREET	E 3	S/O CL TAYLOR, 250'	ANCHOR BASE FOUNDATION, DECORATIVE
EAST	150, 150	STL8	CONGRESS STREET	E 3	S/O CL TAYLOR, 350'	RELOCATE EXISTING STREET LIGHT
WEST	150, 150	STL9	CONGRESS STREET	E 3	S/O CL TAYLOR, 380'	ANCHOR BASE FOUNDATION, DECORATIVE
EAST	150, 150	STL10	CONGRESS STREET	E 3	S/O CL TAYLOR, 435'	ANCHOR BASE FOUNDATION, DECORATIVE
EAST	150, 150	STL11	CONGRESS STREET	E 3	N/O CL SMITH, 145'	ANCHOR BASE FOUNDATION, DECORATIVE
WEST	150, 150	STL12	CONGRESS STREET	E 3	N/O CL SMITH, 60'	RELOCATE EXISTING STREET LIGHT
EAST	150, 150	STL13	CONGRESS STREET	E 3	S/O CL SMITH, 30'	ANCHOR BASE FOUNDATION, DECORATIVE

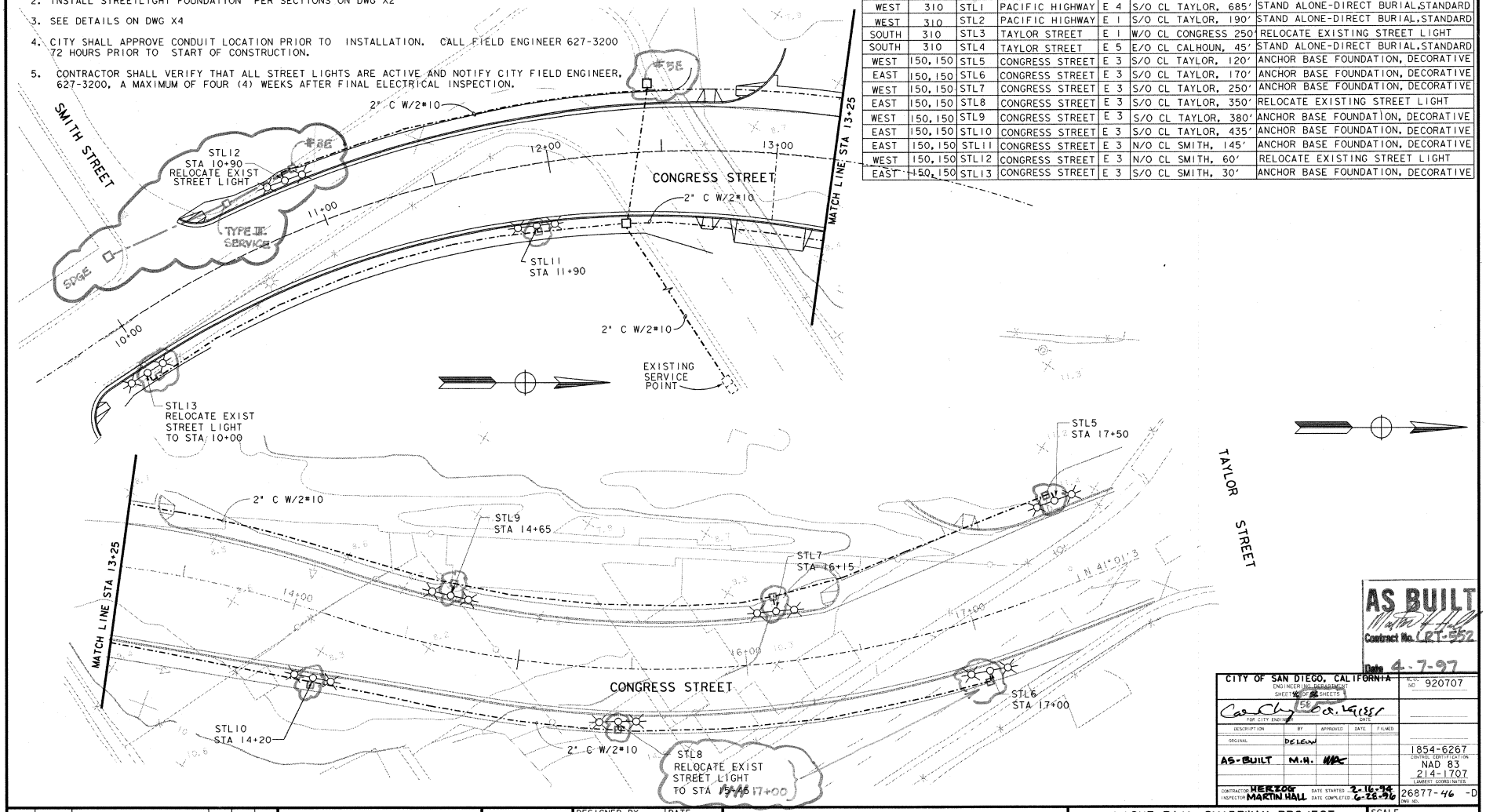

AS BUILT
Martin Hall
Contract No. LRT-552
Date 4-7-97

CITY OF SAN DIEGO, CALIFORNIA
ENGINEER'S DEPARTMENT
SHEET 56 OF 95 SHEETS
FILE NO. 920707
FOR CITY ENGINEER
DESCRIPTION | BY | APPROVED | DATE | FILMED
ORIGINAL | DE LEUW
AS-BUILT | M.H. | MH
1854-6267
CONTROL STATIONS
NAD 83
214-1707
LAMBERT COORDINATES
CONTRACTOR HERZOG
INSPECTOR MARTIN HALL
DATE STARTED 2-16-96
DATE COMPLETED 6-26-96
26877-46-D
DWG. NO.

NO.	DATE	REVISIONS	BY	CHK	APRV
	4-95	CONFORMED			

DE LEUW CATHER

DESIGNED BY E.A.P.	DATE 5-5-94
DRAWN BY R.W.M.	5-5-94
CHECKED BY	
MTDB PRJ.ENG. D. RAGLAND	

MTDB
Metropolitan Transit Development Board
1255 Imperial Avenue, Suite 1000, San Diego, CA. 92101-7490

LIGHT RAIL GUIDEWAY PROJECT
San Diego
OLD TOWN TRANSIT CENTER
STREET LIGHTING PLAN
CONGRESS STREET

SCALE 1"=20'
MTDB CONTRACT NO. LRT 552
DRAWING NO. E 3
SHEET NO. 95

FOR REDUCED PLANS ORIGINAL SCALE IS IN INCHES 0 1 2 3

MTS DOC NO. PWL355.0-22, WOA355-AS-75

162

DETECTOR ASSIGNMENTS			
DET. NO.	Ø	SLOT	FIELD TERM. CONNECTIONS
1	2	12U	T2-5&6
2	2	12L	T2-7&8
3	2	13U	T2-9&10
4	5	J1U	T3-1&2
5	4	16U	T4-9&10
6	6	J2U	T3-5&6
7	6	J2L	T3-7&8
8	6	J3U	T3-9&10
9	1	11U	T2-1&2
10	8	J6U	T5-9&10
11	8	J6L	T5-11&12
PPB	2	112U	T8-4&COM6
PPB	4	112L	T8-5&COM6
PPB	6	113U	T8-7&COM9
PPB	8	113L	T8-8&COM9
EMER A	2+5	J12U	T9-4&COM6
EMER B	4	J13U	T9-7&COM9
EMER C	1+6	J12L	T9-5&COM6
EMER D	8	J13L	T9-8&COM9

PHASE-FUNCTION-SEQUENCE DIAGRAM			
		NOT USED	
Ø1	Ø2	Ø3	Ø4
		NOT USED	
Ø5	Ø6	Ø7	Ø8

GENERAL NOTES

1. ALL WORK, MATERIAL AND EQUIPMENT SHALL CONFORM TO THE REQUIREMENT OF THE STATE OF CALIFORNIA, DEPT OF TRANSPORTATION, STANDARD PLANS AND STANDARD SPECIFICATIONS DATED JULY 1992, CITY OF SAN DIEGO SPECIAL PROVISIONS FOR STREET LIGHTING AND TRAFFIC SIGNALS AND THIS PLAN.
2. INSTALL NEW TYPE 170 CONTROLLER IN A TYPE 332 CABINET WIRED FOR FULL 8 PHASE CAPABILITY INCLUDING NECESSARY ACCESORIES TO PROVIDE PHASING SHOWN ON THESE PLANS. CONTROLLER UNIT SHALL ALSO BE EQUIPED WITH ONE MODEL 412C SYSTEM MEMORY MODULE, ONE MODEL 404 MODEM, ONE BLANK MODEL 27256 EPROM PROGRAM CHIP AND EVPE. ALL CONTROLLER EQUIPMENT SHALL BE ON THE CURRENT, STATE OF CALIFORNIA "QUALIFIED PRODUCT LIST."
3. INSTALL TYPE III SERVICE CABINET WITH ONE METERED 120V, 50A-1P SIGNAL CIRCUIT BREAKER AND ONE UNMETERED 120V 30A-1P LIGHTING CIRCUIT BREAKER TO CONFORM TO S.D.G.&E. SERVICE REQUIREMENTS AND INSTALLATION PROCEDURES. PROVIDE TRANSFORMER PAD & GROUNDING AT SERVICE POINT & CONDUIT TRENCH BETWEEN SERVICE POINT & METER PER SDG&E REQUIREMENTS.
4. LOOP DETECTORS SHALL BE 6' X 6' WITH TEN FOOT SPACING IN THE DIRECTION OF TRAVEL. ALL LOOPS SHALL BE CENTERED IN TRAVEL LANES, UNLESS OTHERWISE NOTED.
5. UTILITIES SHOWN ON THESE PLANS ARE CORRECT AND ACCURATE TO THE EXTENT OF AVAILABLE RECORDS AND KNOWLEDGE. THE CONTRACTOR, HOWEVER IS REQUIRED TO ASCERTAIN THE EXACT LOCATION OF UNDERGROUND FACILITIES PRIOR TO DOING WORK THAT MAY DAMAGE SUCH FACILITIES OR INTERFERE WITH THEIR SERVICE.
6. INSTALL MODEL 522 BI - DIRECTIONAL EVPE DETECTOR ON MAST ARM OF POLE C & TOP OF POLE D PER SAN DIEGO SPECIAL PROVISIONS
7. THE ENGINEER & CITY TRAFFIC ENGINEER SHALL APPROVE THE EXACT LOCATION OF CONTROLLERS AND ALL PULLBOXES, CONDUITS, DETECTORS, AND POLES IN THE FIELD.
8. ALL PULLBOXES SHALL BE NO. 5 UNLESS OTHERWISE NOTED.
9. CONTRACTOR SHALL INSTALL 2-3" CONDUITS BETWEEN SIGNAL POLE & ADJACENT PULLBOX
10. CONTRACTOR SHALL FURNISH AND INSTALL ALL OTHER SIGNAL EQUIPMENT NECESSARY TO PROVIDE SIGNAL OPERATION AS SHOWN ON THE PLANS.

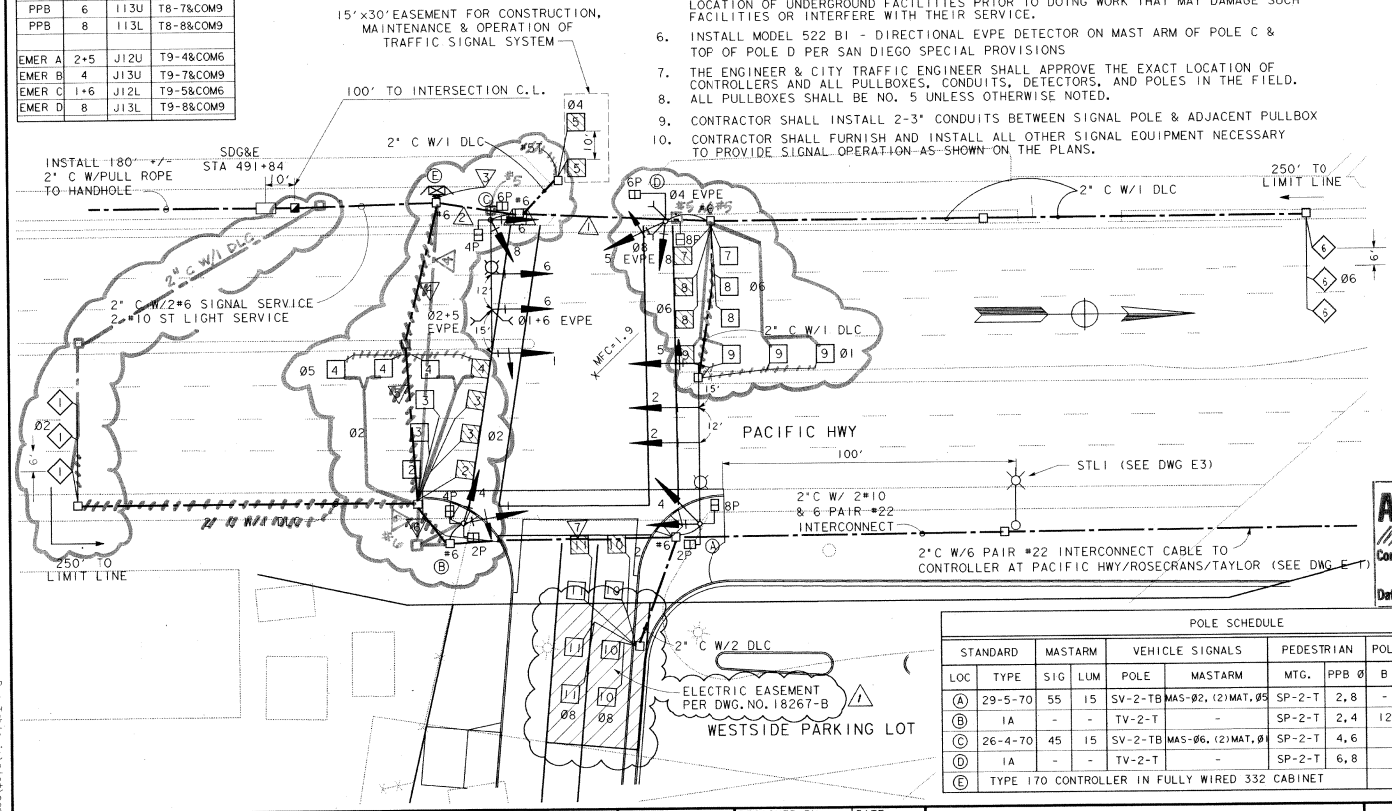

CONDUCTOR SCHEDULE									
AWG SIZE OR CABLE TYPE	PHASE OR CIRCUIT	CONDUIT RUN AND SIZE							
		1 3"	2 3"	3 2-3½"	4 3½"	5 3½"	6 3"	7 3"
NO. 14 CABLES	POLE-A			1	2	2	2	2
CONDUCTORS 3	B			1	1	1	1	1
	C			1	2			
CONDUCTORS 12	D	1 1 1		1	1			
TOTAL CABLES - 3 CONDUCT./12 CONDUCT.		1/1	1/1	4/6	2/3	2/3	2/3	1/2

AWG SIZE	CIRCUIT							
DLC	LOOP CABLE							
	1	1	1	1				
	2			3	3	3		
	4		1	1				
	5			1	1			
	6	3	3	3				
	8			2	2	2	2	2
	TOTAL	4	5	11	6	5	2	2
	SIGNAL NEUTRAL	-	-	-	-	-	-	-
10	LUMINAIRE	2	2	-	2	2	2	-
	TOTAL	2	2	-	2	2	2	-
	6 PAIR #22 INTERCONNECT CABLE			1	1	1	1	1
	EVPE	2	4	4				
6	SERVICE			2				

NOTE:
CONTRACTOR SHALL CALL & NOTIFY UNDERGROUND SERVICE ALERT (1-800-422-4133) AT LEAST 48 HOURS PRIOR TO CONSTRUCTION

AS BUILT
Martin Hall
Contract No. LRT-552
Date 4-7-97

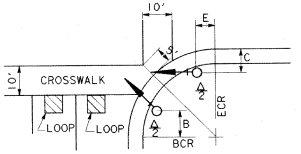

PLACEMENT DETAIL

POLE SCHEDULE											
STANDARD		MASTARM		VEHICLE SIGNALS		PEDESTRIAN		POLE LOCATION			REMARKS
LOC	TYPE	SIG	LUM	POLE	MASTARM	MTG.	PPB Ø	B	E	C	
Ⓐ	29-5-70	55	15	SV-2-TB	MAS-Ø2, (2)MAT.Ø5	SP-2-T	2,8	-	10	8	310 W HPS CO
Ⓑ	1A	-	-	TV-2-T	-	SP-2-T	2,4	12	-	4	
Ⓒ	26-4-70	45	15	SV-2-TB	MAS-Ø6, (2)MAT.Ø1	SP-2-T	4,6			2.5	310 W HPS CO
Ⓓ	1A	-	-	TV-2-T	-	SP-2-T	6,8			2.5	
Ⓔ	TYPE 170 CONTROLLER IN FULLY WIRED 332 CABINET									10	

CITY OF SAN DIEGO, CALIFORNIA
ENGINEERING DEPARTMENT
SHEET 47 OF 48 SHEETS
FOR CITY ENGINEER — DATE 2-25-97

DESCRIPTION	BY	APPROVED	DATE	FILMED
ORIGINAL	DE LEUW			
AS-BUILT	M.H.	MHC		

CONTRACTOR HERZOG — DATE STARTED 2-10-97
INSPECTOR MARTIN HALL — DATE COMPLETED 4-28-97

W.O. NO. 920707

1854-6267
CONTROL CERTIFICATION
NAD 83
214-1707
LAMBERT COORDINATES

26877- 47 -D
DWG NO.

NO.	DATE	REVISIONS	BY	CHK	APRV
1	8-95	ADDED EASEMENT AND NOTE PER CCO *	RMS		
	4-95	CONFORMED			

DE LEUW CATHER

DESIGNED BY R.M.S.	DATE 4-25-94
DRAWN BY R.W.M.	4-29-94
CHECKED BY R.O.M.	12-02-94
MTDB PRJ.ENG. D. RAGLAND	

MTDB
Metropolitan Transit Development Board
1255 Imperial Avenue, Suite 1000, San Diego, CA. 92101-7490

LIGHT RAIL GUIDEWAY PROJECT
San Diego
OLD TOWN TRANSIT CENTER
ELECTRICAL PLANS
TRAFFIC SIGNALS AT PACIFIC HIGHWAY/PARKING LOT EXIT

SCALE 1" = 20'
MTDB CONTRACT NO. LRT 552
DRAWING NO. E 4
SHEET NO. 96

FOR REDUCED PLANS ORIGINAL SCALE IS IN INCHES 0 1 2 3

MTS DOC NO. PWL355.0-22, WOA355-AS-75

/usr2/cf/552/sot65.dgn
12-APR-1995 11:48

CONDUCTOR SCHEDULE

AWG SIZE OR CABLE TYPE	PHASE	POLE OR CIRCUIT	CONDUIT RUN AND SIZE 1	2	3	4	5	6	7	8
			3-3"	2-3"	3"	2"	2"	3"	2"	2"
NO.14 CABLES		POLE-A	1 0							
3 CONDUCTORS	B		1 1					1 1		
	C		1 1					1 1	1 1	
12 CONDUCTORS	D		1 2	1 2	1 2					
	E		1 1	1 1						1 1
	F		1 1	1 1						
	G		1 2							
TOTAL CABLES - 3 CONDUCT./12 CONDUCT.			7 8	3 4	1 2			2 2	1 1	1 1
AWG SIZE										
14	LRT/RR PREEMPT		2	2	0	2	0	0	0	0
	LOOP CABLE									
DLC	1		1					1	1	
	2		3	3		1				
	4		1							
	5		1	1						
	6		2					2	2	
	8		1	1	1					
	TOTAL		9	5	1	1	0	3	3	0
10	SIGNAL NEUTRAL									
10	LUMINAIRE		0	2	2	2	2	0	0	0
	TOTAL		0	2	2	2	2	0	0	0
	6 PAIR #22 INTERCONNECT CABLE		1	1	0	1	0	0	0	0
6	SERVICE		2	0	0	0	2	0	0	0
	EVPE		4	3	2	0	0	1	0	1

DETECTOR ASSIGNMENTS

DET. NO.	Ø	SLOT	FIELD TERM. CONNECTIONS
1	2	I2U	T2-5&6
2	2	I2L	T2-7&8
3	2	I3U	T2-9&10
4	5	J1U	T3-1&2
5	4	I6U	T4-9&10
6	6	J2U	T3-5&6
7	6	J2L	T3-7&8
8	1	I1U	T2-1&2
9	8	J6U	T5-9&10
PPB	2	I12U	T8-4&COM6
PPB	4	I12L	T8-5&COM6
PPB	6	I13U	T8-7&COM9
PPB	8	I13L	T8-8&COM9
EMER A	2+5	J12U	T9-4&COM6
EMER B	4	J13U	T9-7&COM9
EMER C	1+6	J12L	T9-5&COM6
EMER D	8	J13L	T9-8&COM9
RR 2	-	J14L	T9-9-11&COM12

GENERAL NOTES

1. ALL WORK, MATERIAL AND EQUIPMENT SHALL CONFORM TO THE REQUIREMENT OF THE STATE OF CALIFORNIA, DEPT OF TRANSPORTATION, STANDARD PLANS AND STANDARD SPECIFICATIONS DATED JULY 1992, CITY OF SAN DIEGO SPECIAL PROVISIONS FOR STREET LIGHTING AND TRAFFIC SIGNALS AND THIS PLAN.
2. INSTALL NEW TYPE 170 CONTROLLER IN A TYPE 332 CABINET WIRED FOR FULL 8 PHASE CAPABILITY INCLUDING NECESSARY ACCESSORIES TO PROVIDE PHASING SHOWN ON THESE PLANS. CONTROLLER UNIT SHALL ALSO BE EQUIPPED WITH ONE MODEL 412C SYSTEM MEMORY MODULE, ONE MODEL 404 MODEM, ONE BLANK MODEL 27256 EPROM PROGRAM CHIP AND EVPE. ALL CONTROLLER EQUIPMENT SHALL BE ON THE CURRENT, STATE OF CALIFORNIA "QUALIFIED PRODUCT LIST."
3. INSTALL TYPE III SERVICE CABINET WITH ONE METERED 120V, 50A-1P SIGNAL CIRCUIT BREAKER AND ONE UNMETERED 120V 30A-1P LIGHTING CIRCUIT BREAKER TO CONFORM TO S.D.G.&E. SERVICE REQUIREMENTS AND INSTALLATION PROCEDURES. PROVIDE TRENCH AND FACILITIES AS REQUIRED BY S.D.G.&E. BETWEEN THE METER POINT AND SERVICE POINT.
4. LOOP DETECTORS SHALL BE 6' X 6' WITH TEN FOOT SPACING IN THE DIRECTION OF TRAVEL. ALL LOOPS SHALL BE CENTERED IN TRAVEL LANES. ABANDON EXISTING DETECTION.
5. UTILITIES SHOWN ON THESE PLANS ARE CORRECT AND ACCURATE TO THE EXTENT OF AVAILABLE RECORDS AND KNOWLEDGE. THE CONTRACTOR, HOWEVER IS REQUIRED TO ASCERTAIN THE EXACT LOCATION OF UNDERGROUND FACILITIES PRIOR TO DOING WORK THAT MAY DAMAGE SUCH FACILITIES OR INTERFERE WITH THEIR SERVICE.
6. INSTALL MODEL 522 B1 - DIRECTIONAL EVPE DETECTOR MAST ARM OF POLE D & 521 EVPE DETECTORS ON POLES B & E. PER SAN DIEGO SPECIAL PROVISIONS
7. THE ENGINEER & CITY TRAFFIC ENGINEER SHALL APPROVE THE EXACT LOCATION OF CONTROLLERS AND ALL PULLBOXES, CONDUITS, DETECTORS, AND POLES IN THE FIELD.
8. ALL PULLBOXES SHALL BE NO. 5 UNLESS OTHERWISE NOTED.
9. CONDUIT SHALL BE 2" UNLESS OTHERWISE NOTED.
10. [0] RELOCATE SIGNAL POLE AND ABANDON FOUNDATION.
11. FURNISH AND INSTALL ALL OTHER SIGNAL EQUIPMENT NECESSARY TO PROVIDE SIGNAL OPERATION SHOWN ON PLAN

NOTE:
CONTRACTOR SHALL CALL & NOTIFY
UNDERGROUND SERVICE ALERT (1-800-422-4133)
AT LEAST 48 HOURS PRIOR TO CONSTRUCTION

POLE SCHEDULE

LOC	STANDARD TYPE	MASTARM SIG	MASTARM LUM	VEHICLE SIGNALS POLE	VEHICLE SIGNALS MASTARM	PEDESTRIAN MTG.	PEDESTRIAN PPB Ø	POLE LOCATION B	POLE LOCATION E	POLE LOCATION C	REMARKS
(A)	~~1A(10) PED~~ (E)	-	-	-	-	~~APPI~~	~~NI~~				~~NO CHARGE~~
(B)	1A(10) (E)	-	-	TV-1	-	SP-1	6.8				ADD PED EQUIP.
(C)	~~1A(10) PED~~	-	-	TV-1	-	SP-1	-				~~NO CHARGE~~ NEW
(D)	26-4-70	45	15	SV-2	(2) Ø2 MAS Ø5 MAT	SP-2	2.8	7			
(E)	~~1A(10) PED~~	-	-	TV-1	-	SP-1	2	-	12	2.5	~~RELOCATE EX. POLE & EQUIP. TO NEW LOCATION~~ NEW EQUIP.
(F)	~~1A(10) PED~~	-	-	TV-1	-	SP-1	4	8	-	2.5	~~RELOCATE EX. POLE & EQUIP. TO NEW LOCATION~~
(G)	~~2A-4-70 TC~~	35	15	SV-2	Ø1 MAT Ø6 MAS	SP-1	4	12		2.5	

(E) = EXISTING (R) = RELOCATE (C) = CITY FURNISHED POLE

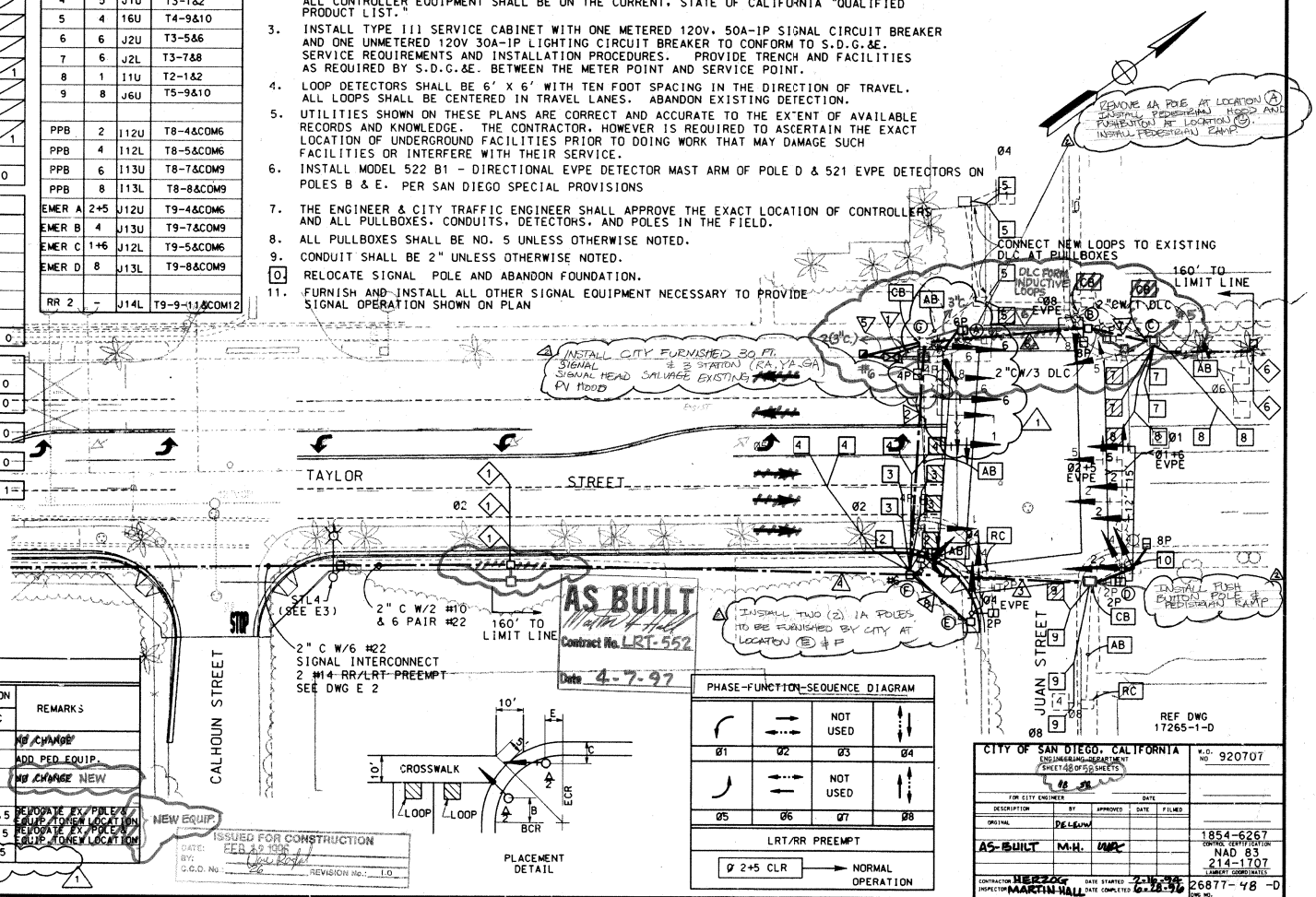

PHASE-FUNCTION-SEQUENCE DIAGRAM

Ø1	Ø2	NOT USED	Ø4
Ø5	Ø6	Ø7	Ø8

LRT/RR PREEMPT
Ø 2+5 CLR → NORMAL OPERATION

ISSUED FOR CONSTRUCTION
DATE: FEB 19 1996
BY:
C.C.D. No.: REVISION No.: 1.0

CITY OF SAN DIEGO, CALIFORNIA
ENGINEERING DEPARTMENT
SHEET 48 OF 65 SHEETS
W.O. NO 920707
FOR CITY ENGINEER DATE
DESCRIPTION BY APPROVED DATE FILED
ORIGINAL DE LEEUW
AS-BUILT M.H. UNK
1854-6267 CONTROL CERTIFICATION
NAD 83 214-1707 LAMBERT COORDINATES
CONTRACTOR HERZOG DATE STARTED 2-19-96
INSPECTOR MARTIN HALL DATE COMPLETED 6-28-96
26877-48 -D DWG NO.

NO.	DATE	REVISIONS	BY	CHK	APRV
2	2/96	AS-BUILT SEE NOTES PER CCO #26 PER CITY REQUIREMENTS			
1	4/95	CCO 1 - REPLACED POLE G			
	4/95	CONFORMED			

DE LEEUW CATHER

DESIGNED BY R.M.S.	DATE 1/31/94
DRAWN BY R.W.M.	1/31/94
CHECKED BY R.O.M.	12/02/94
MTDB PRJ.ENG. D. RAGLAND	

MTDB
Metropolitan Transit Development Board
1255 Imperial Avenue, Suite 1000, San Diego, CA. 92101-7490

LIGHT RAIL GUIDEWAY PROJECT
San Diego
OLD TOWN TRANSIT CENTER
ELECTRICAL PLAN
TRAFFIC SIGNALS AT
JUAN/TAYLOR STREET

SCALE 1"=20'
MTDB CONTRACT NO. LRT 552
DRAWING NO. E 5
SHEET NO. 97

FOR REDUCED PLANS ORIGINAL SCALE IS IN INCHES 0 1 2 3

164

MTS DOC NO. PWL355.6-22, WOA355-AB-75

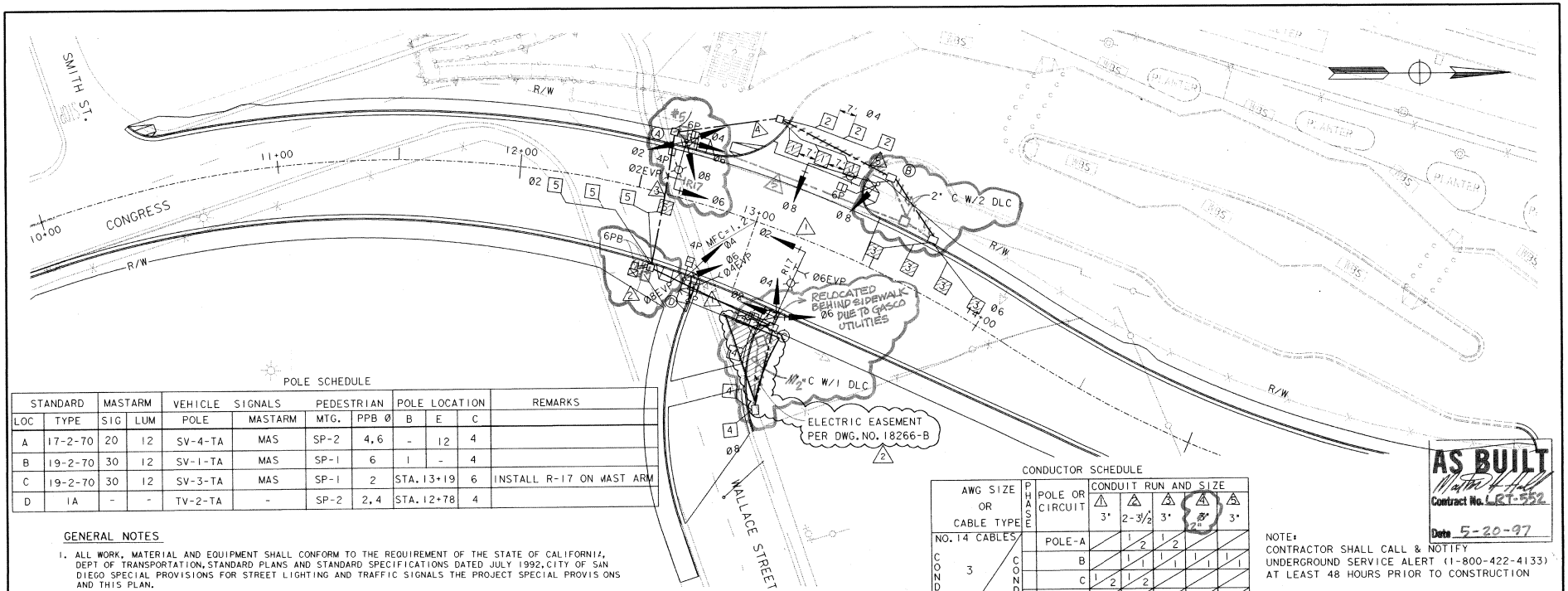

POLE SCHEDULE

STANDARD		MASTARM		VEHICLE SIGNALS		PEDESTRIAN		POLE LOCATION			REMARKS
LOC	TYPE	SIG	LUM	POLE	MASTARM	MTG.	PPB Ø	B	E	C	
A	17-2-70	20	12	SV-4-TA	MAS	SP-2	4,6	-	12	4	
B	19-2-70	30	12	SV-1-TA	MAS	SP-1	6	1	-	4	
C	19-2-70	30	12	SV-3-TA	MAS	SP-1	2	STA. 13+19		6	INSTALL R-17 ON MAST ARM
D	1A	-	-	TV-2-TA	-	SP-2	2,4	STA. 12+78		4	

GENERAL NOTES

1. ALL WORK, MATERIAL AND EQUIPMENT SHALL CONFORM TO THE REQUIREMENT OF THE STATE OF CALIFORNIA, DEPT OF TRANSPORTATION, STANDARD PLANS AND STANDARD SPECIFICATIONS DATED JULY 1992, CITY OF SAN DIEGO SPECIAL PROVISIONS FOR STREET LIGHTING AND TRAFFIC SIGNALS THE PROJECT SPECIAL PROVISIONS AND THIS PLAN.
2. INSTALL NEW TYPE 170 CONTROLLER IN A TYPE 332 CABINET WIRED FOR FULL 8 PHASE CAPABILITY AS REQUIRED BY CITY OF SAN DIEGO STANDARD SPECIAL PROVISIONS INCLUDING NECESSARY ACCESSORIES TO PROVIDE PHASING SHOWN ON THESE PLANS. CONTROLLER UNIT SHALL ALSO BE EQUIPPED WITH ONE MODEL 412C SYSTEM MEMORY MODULE, ONE MODEL 404 MODEM, ONE BLANK MODEL 27256 EPROM PROGRAM CHIP AND EVPE. ALL CONTROLLER EQUIPMENT SHALL BE ON THE CURRENT, STATE OF CALIFORNIA "QUAILIFIED PRODUCT LIS".
3. INSTALL TYPE III SERVICE CABINET WITH ONE METERED 120V, 50A-1P SIGNAL CIRCUIT BREAKER AND ONE UNMETERED 120V 30A-1P LIGHTING CIRCUIT BREAKER TO CONFORM TO S.D.G.& E. SERVICE REQUIREMENTS AND INSTALLATION PROCEDURES. PROVIDE TRENCH AND FACILITIES AS REQUIRED BY S.D.G.&E. BETWEEN THE METER POINT AND SERVICE POINT.
4. LOOP DETECTORS SHALL BE 6' X 6' WITH TEN FOOT SPACING IN THE DIRECTION OF TRAVEL. ALL LOOPS SHALL BE CENTERED IN TRAVEL LANES, UNLESS OTHERWISE SHOWN.
5. EXISTING UTILITIES ARE SHOWN ON U DRAWINGS. THESE ARE CORRECT AND ACCURATE TO THE EXTENT OF AVAILABLE RECORDS AND KNOWLEDGE. THE CONTACTOR, HOWEVER IS REQUIRED TO ASCERTAIN THE EXACT LOCATION OF UNDERGROUND FACILITIES PRIOR TO DOING WORK THAT MAY DAMAGE SUCH FACILITIES OR INTERFERE WITH THEIR SERVICE.
6. INSTALL MODEL 552 BI - DIRECTIONAL EVPE DETECTOR ON POLE D & SINGLE DIRECTIONAL EVPE DETECTOR ON MAST ARM OF POLES A & C PER SAN DIEGO SPECIAL PROVISIONS
7. THE ENGINEER & CITY TRAFFIC ENGINEER SHALL APPROVE THE EXACT LOCATION OF CONTROLLER, PULLBOXES, CONDUITS, DETECTORS, AND POLES IN THE FIELD PRIOR TO INSTALLATION.
8. ALL PULLBOXES SHALL BE NO. 5 UNLESS OTHERWISE NOTED.
9. CONDUIT SHALL BE 2" UNLESS OTHERWISE NOTED.
10. STREET LIGHTS SHALL HAVE 150 W HPS, TYPE III, CUTOFF FIXTURES.
11. ALL TRAFFIC SIGNAL POLE FOUNDATIONS SHALL HAVE A 3" CONDUIT INSTALLED TO THE ADJACENT PULL BOX AND THE CONTROLLER FOUNDATION SHALL HAVE A SPARE 3" CONDUIT INSTALLED TO THE ADJACENT #6 PULL BOX FOR FUTURE USE.
12. CONTRACTOR SHALL NOT ERECT ANY SIGNAL STANDARDS MORE THAN 3 WEEKS PRIOR TO SCHEDULED TRAFFIC SIGNAL TURN ON.
13. CONTRACTOR SHALL FURNISH INSTALL ALL OTHER SIGNAL EQUIPMENT NECESSARY TO PROVIDE SIGNAL OPERATION AS SHOWN ON PLAN.

DETECTOR ASSIGNMENTS

DET NO.	Ø	SLOT	FIELD TERM. CONNECTIONS
1	4	16U	T4-9 & 10
2	4	16L	T4-11 & 12
3	6	J2U	T3-5 & 6
4	8	J6U	T5-9 & 10
5	2	12U	T4-1 & 2
PPB	2	112U	T8-4 & COM 6
PPB	4	112L	T8-5 & COM 6
PPB	6	113U	T8-7 & COM 9
EMER A	2	J12U	T9-4 & COM 6
EMER B	4	J13U	T9-7 & COM 9
EMER C	6	J12L	T9-5 & COM 6
EMER D	8	J13L	T9-8 & COM 9

CONDUCTOR SCHEDULE

AWG SIZE OR CABLE TYPE	PHASE	POLE OR CIRCUIT	CONDUIT RUN AND SIZE 3"	2-3½"	3"	2½"	3"
NO. 14 CABLES		POLE-A		1 2	1 2		
CONDUCTORS 3		B		1	1	1	1 1
CONDUCTORS 12		C	1 2	1 2			
		D		1 2			
		E					
		F					
TOTAL CABLES - 3" CONDUCT. /12 CONDUCT.			1 / 2	4 / 7	2 / 3	1 / 1	1 / 1

AWG SIZE	CIRCUIT					
TYPE "B" DLC	LOOP CABLE					
	2		1			
	4		2	2	2	
	6		1	1	1	1
	8		1	1		
	TOTAL	1	5	3	3	1
	SIGNAL NEUTRAL	0	0	0	0	0
10	LUMINAIRE	2	4	2	2	0
	TOTAL	2	4	2	2	0
EMERGENCY VEHICLE DETECTOR (EV-DLC)		1	4	1	0	0

AS BUILT
Contract No. LRT-552
Date 5-20-97

NOTE:
CONTRACTOR SHALL CALL & NOTIFY UNDERGROUND SERVICE ALERT (1-800-422-4133) AT LEAST 48 HOURS PRIOR TO CONSTRUCTION

PHASE-FUNCTION -SEQUENCE DIAGRAM

NOT USED	→	NOT USED	↓
Ø1	Ø2	Ø3	Ø4
NOT USED	←	NOT USED	↑
Ø5	Ø6	Ø7	Ø8

CITY OF SAN DIEGO, CALIFORNIA
ENGINEERING DEPARTMENT
SHEET 49 OF 49 SHEETS
FOR CITY ENGINEER — DATE: 6.24.97

DESCRIPTION	BY	APPROVED	DATE	FILMED
ORIGINAL	DE LEUW			
AS-BUILT	M.H.	MC		

CONTRACTOR HERZOG — DATE STARTED 2-16-94
INSPECTOR MARTIN HALL — DATE COMPLETED 6-28-96

W.O. NO 920707
1854-6267
CONTROL CERTIFICATION
NAD 83
214-1707
LAMBERT COORDINATES
DWG NO. 26877-49-D

NO.	DATE	REVISIONS	BY	CHK	APRV
2	8/95	ADDED EASEMENT AND NOTE PER CCO *			
1	4/95	REVISED GRAPHICAL LENGTH OF MAST ARM	RMS		
	4/95	CONFORMED	RMS		

DE LEUW CATHER

DESIGNED BY R. M. S. — DATE 1/31/94
DRAWN BY R. H. L. — 1/31/94
CHECKED BY R. O. M. — 12/02/94
MTDB PRJ. ENG. D. RAGLAND

MTDB
Metropolitan Transit Development Board
1255 Imperial Avenue, Suite 1000, San Diego, CA. 92101-7490

LIGHT RAIL GUIDEWAY PROJECT
San Diego
OLD TOWN TRANSIT CENTER
ELECTRICAL PLAN
TRAFFIC SIGNAL AT
CONGRESS STREET

SCALE 1"=20'
MTDB CONTRACT NO. LRT 552
DRAWING NO. E 6 — SHEET NO. 38

FOR REDUCED PLANS ORIGINAL SCALE IS IN INCHES 0 1 2 3

MTS DOC NO. PWL355.0-22, WOA355-AE-75

ELECTRICAL SYMBOLS

- (X) NUMBERED NOTE DESIGNATOR.
- +4'-6' MOUNTING HEIGHT ABOVE FINISHED FLOOR OR GRADE. WIRING DEVICES-TO CENTER OF DEVICE, WALL BRACKET LIGHTING FIXTURE- TO CENTER OF FIXTURE BODY, PENDANT MOUNTED LIGHTING FIXTURES- TO BOTTOM OF FIXTURE.
- CO CONDUIT ONLY
- WP ADJACENT TO SYMBOL DENOTES WEATHERPROOF ENCLOSURE
- NTS NOT TO SCALE
- SWITCHBOARD OR MCC
- PANEL BOARD (SURFACE-FLUSH)
- TERMINAL CABINET (SURFACE-FLUSH)
- EQUIPMENT ENCLOSURE OR PULL BOX (SURFACE-FLUSH)
- (A) DENOTES FIXTURE TYPE. SEE LIGHT FIXTURE SCHEDULE.
- UNDERGROUND PULL BOX. SEE DETAIL 6/E103
- —PA— PUBLIC ADDRESS CONDUIT 1"C.
- —C— COMMUNICATION CONDUIT 2"C.
- —E— ELECTRIC CONDUIT 1½"C. MINIMUM
- S_T TOGGLE TYPE FRACTIONAL HP MANUAL MOTOR STARTER WITH THERMAL OVERLOADS. DELETE OVERLOADS IF ONLY FOR DISCONNECT SERVICE.
- [V] VENDING MACHINE
- [VA] VALIDATOR
- [D] DESTINATION SIGN
- [T] TIMER SWITCH +4'-0" UON.
- DUPLEX CONVENIENCE RECEPTACLE AT +18" UON.
- G GROUND FAULT INTERRUPTER DUPLEX RECEPTACLE.
- CEILING DUPLEX RECEPTACLE
- TELEPHONE OUTLET AT +18" UON.
- W WALL MOUNTED TELEPHONE OUTLET AT +54" UON.
- INTERPHONE OUTLET AT +18" UON
- J J JUNCTION BOX, FLUSH MOUNTED. BRACKET DENOTES SURFACE WALL MOUNTED UON.
- CONDUIT CONCEALED IN WALLS OR CEILING.
- CONDUIT CONCEALED IN FLOOR, UNDERFLOOR OR BELOW GRADE.
- CROSSMARKS DENOTE QUANTITY OF WIRES IN BRANCH CIRCUIT CONDUIT. NO CROSSMARKS DENOTES TWO WIRES. WIRE SIZE SHALL BE #12 UNLESS OTHERWISE NOTED.
- U.O.N. UNLESS OTHERWISE NOTED
- CONDUIT STUBOUT.
- CONDUIT RISING UP
- CONDUIT DROPPING DOWN
- A-1 HOMERUN TO PANEL AND CIRCUITS INDICATED.
- —T— TELEPHONE SYSTEM, 3/4" C.O. UON.
- (F) SAFETY SWITCH, "F" DENOTES FUSED.
- (S) EXTERIOR SPEAKER
- POLE MOUNTED FLOOD LIGHT
- PULL-OUT FUSE BLOCK W/CURRENT LIMITING FUSES. ⚠1

DLSK PROFESSIONAL ENGINEERS
4747 MORENA BLVD • SUITE 100
SAN DIEGO, CA 92117-3468
(619)483-7700 2864.03

FIXTURE SCHEDULE

TYPE	TOTAL WATTS	LAMP	DESCRIPTION	FINISH	MTG.	MFR. & CAT. NO.
P	600	(2)250W HPS	TWO HIGH PRESS SODIUM CUT-OFF TYPE LUMINAIRES WITH TYPE E DISTRIBUTION HEAVY DIE CAST ALUM. HOUSING. 208V	BLACK	SEE DETAIL	TRIMBLEHOUSE #XL-XLG-PL-PR-2/250 OR ARCHITECTURAL AREA LIGHTING EQUAL
Q	414	(2)175W MH	METAL HALIDE LUMINAIRES TO MATCH TYPE 'P'	"	"	TRIMBLEHOUSE #XL-XLG-PL-PR-2/175 MH OR ARCHITECTURAL AREA LIGHTING EQUAL
Q1	207	(1) 175W MH	SAME AS TYPE Q EXCEPT WITH SINGLE LUMINAIRE	"	"	

FOR ADDITIONAL LIGHTING FIXTURES SEE SCHEDULE ON SHEET E104.

PANEL 'B' 400A MAIN L.O. TYPE: SURFACE A.I.C. 22,000

CIR	CIR BKR	LT&C/CMSC	VOLT-AMPS LOAD BUS A	BUS B	BUS C	LOCATION & REMARKS	LOCATION & REMARKS	VOLT-AMPS LOAD BUS A	BUS B	BUS C	LT&C/CMSC	CIR BKR	CIR
1	20/1	5	938			EAST DRIVE	SHELTER #1 & 2	1040		8		20/1	1
3		-		1250									2
5	3	-			938		DESTINATION SIGN		360		2		4
7	20/1	-				SPARE	VENDING MACHINE	1500					6
9		-							1500			2	8
11	3	-					VALIDATOR					1	10
13	20/1	1	500			IRRIGATION CONTROLLER	SHELTER #3 & 4	360		500		2	12
15		1			100	PHOTOCELL & CONTAC.					2		14
17						SPARE	VENDING MACHINE		1040		8		16
19	20/1	11	1495			PLATFORM & RAMP		1500		1500		1	18
21		-		1495			VALIDATOR		500			1	20
23	3	-			1380		WBS			1040	8	2	22
25	20/1	-				SPARE		1040			8		24
27							DESTINATION SIGN		1700			2	26
29							VENDING MACHINE			1500		1	28
31	100/2	1	7495			PANEL 'D'		1500				1	30
33		-		4880			VALIDATOR		250			1	32
35	3	-			5815		SPARE						34
37	200/2	1	14828			PANEL 'C'	WBS	1440			8		36
39		-		14548			PA EQUIPT.		125				38
41	3	-			13381		TNO INTERROGATOR			150		1	40
SUBTOTALS			25196	22223	21514	BUSSING • 225 AMPS		6338	8415	6390	SUB-TOTALS		42
MAIN TOTALS			9357A	27698	27904	• 89178 VOLT-AMPS #120/208V 3Φ 4W • 248 AMPS							
LCL = 3156													

①PROVIDE 20A 12 POLE CONTACTORS TO CONTROL THESE CIRCUIT BY PHOTO CELL.
②PROVIDE G.F.C.I. CIRCUIT BREAKER.

PANEL 'C' MAIN 200A-3P. TYPE: SURFACE A.I.C: 10,000

CIR	CIR BKR	LT&C/CMSC	VOLT-AMPS LOAD BUS A	BUS B	BUS C	LOCATION & REMARKS	LOCATION & REMARKS	VOLT-AMPS LOAD BUS A	BUS B	BUS C	LT&C/CMSC	CIR BKR	CIR
1	20/1	2	360			SHELTER #5,6	PLATFORM	1150		8		20/1	1
3	8			480		FBS			1380	-			4
5	8				1040	SHELTER #5,6				1150	-	3	6
7	4		1500			VENDING MACHINE	PARKING	1563		3		20/1	8
9				1000		VALIDATOR			1875	-			10
11		1			500	IRRIGATION CONTROLLER				1563	-	3	12
13		1	100			PHOTO CELL & CONTACT.		1250		1		20/1	14
15						SHELTER 1 & 2 & WBS			1563	-			16
17						SHELTER 1 & 2				1563	-	3	18
19	20/1	4	1875			PARKING	RAMP	875		5		20/1	20
21				1875					460	-			22
23	3	-			1875					675	-	3	24
25	20/1	4	1875				PLATFORM	1380		9		20/1	26
27		-		1875					1380	-			28
29	3	-			1875					375	-	3	30
31	20/1	1	1500			VENDING MACHINE	SPARE			1380	-	20/1	32
33		1		1500									34
35		1			1500								36
37	2		1700			DESTINATION SIGN	SPACE						38
39						SPARE							40
41												3	42
SUBTOTALS			8910	7990	7150	BUSSING • 225 AMPS		5918	6658	6231	SUB-TOTALS		
MAIN TOTALS			14828	14548	13381	• 32657 VOLT-AMPS #120/208V 3Φ 4W • 91 AMPS							
+25% LCL			2353	3012	2495	HIGH PHASE W/ LCL = 17661 VA (A) = 148 AMPS							

①PROVIDE 20A15P CONTACTOR TO CONTROL THESE CIRCUITS BY PHOTO CELL.
②PROVIDE 20A 6P CONTACTOR TO CONTROL THESE CIRCUITS BY TIME SWITCH.
⑤BRANCH CIRCUITS PROVIDED BY OTHER CONTRACT.
} PROVIDED BY OTHER CONTRACT

PANEL 'C' & CONTACTORS PROVIDED BY OTHER CONTRACT. PROVIDE BRANCH CIRCUITS U.O.N.

SEE NEW DRAWING E100B E100B FOR ADDITIONAL PANELS & ADDITIONAL INFORMATION.

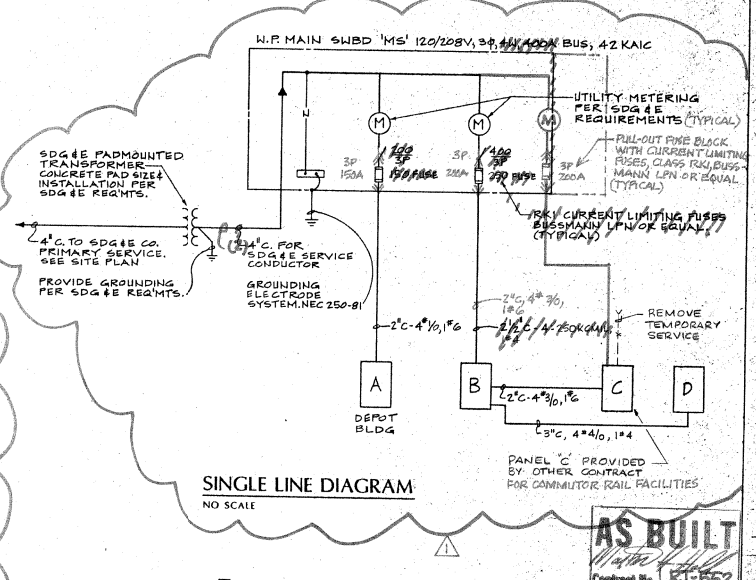

SINGLE LINE DIAGRAM
NO SCALE

AS BUILT
Contract No. LRT-552
Date 12-28-96

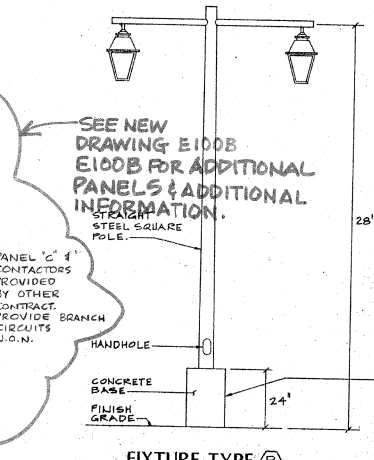

FIXTURE TYPE (P)
NO SCALE

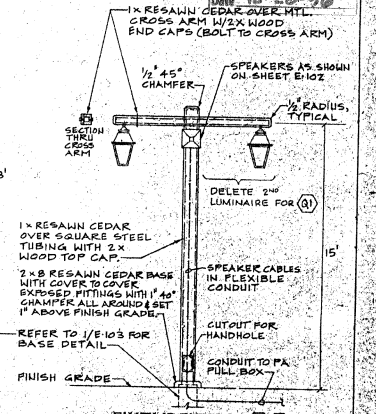

FIXTURE TYPE (Q)(Q1)
NO SCALE

NO.	DATE	REVISIONS	BY	CHK	APRV
⚠1		AS-BUILT PER CCO #16			
	4-95	CONFORMED			

DE LEUW CATHER

REGISTERED PROFESSIONAL ENGINEER — WILLIAM M. FRANCIS — No. 11533 — Exp. 6-30-95 — ELECTRICAL — STATE OF CALIFORNIA

DESIGNED BY	RW/DF	DATE 11-30-94
DRAWN BY	WAL/NC	11-30-94
CHECKED BY	DMF	11-30-94
MTDB PRJ. ENG.		

MTDB
Metropolitan Transit Development Board
1255 Imperial Avenue, Suite 1000, San Diego, CA. 92101-7490

LIGHT RAIL GUIDEWAY PROJECT
San Diego

OLD TOWN TRANSIT CENTER
ELECTRICAL
SCHEDULES & DIAGRAMS

SCALE	NO SCALE
MTDB CONTRACT NO.	LRT 552
DRAWING NO	E-100A
SHEET NO.	99

FOR REDUCED PLANS
ORIGINAL SCALE IS IN INCHES

MTDB DOC NO. PW1358 ACC WORK0580.DWG

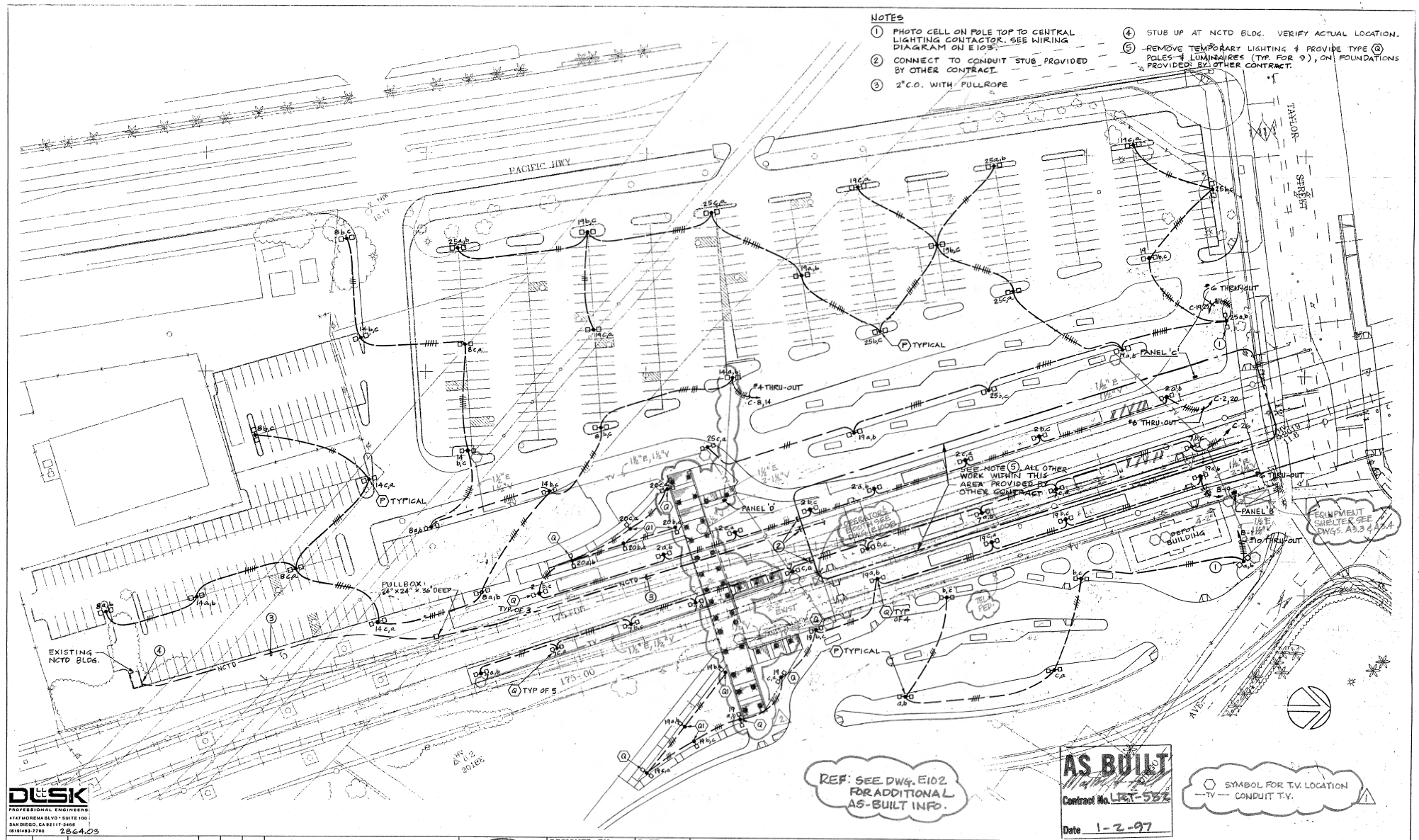

DLSK
PROFESSIONAL ENGINEERS
4747 MORENA BLVD • SUITE 100
SAN DIEGO, CA 92117-3468
(619)483-7700
2864.03

NO.	DATE	REVISIONS	BY	CHK	APRV
2.	4-9-96	AS-BUILT LIGHTING PER CCO #31			
1.	2-16-96	INSTALLED (3) T.V. & CONDUIT PER CCO #31			
	4-95	Conformed			

DE LEUW CATHER

REGISTERED PROFESSIONAL ENGINEER — Jack M. Fraticelli — No. 17503 — Exp. 6-31-96 — ELECTRICAL — STATE OF CALIFORNIA

DESIGNED BY RW/DF	DATE 11-30-94
DRAWN BY WAL/NC	11-30-94
CHECKED BY DMF	11-30-94
MTDB PRJ. ENG.	

MTDB
Metropolitan Transit Development Board
1255 Imperial Avenue, Suite 1000, San Diego, CA 92101-7490

LIGHT RAIL GUIDEWAY PROJECT
San Diego

OLD TOWN TRANSIT CENTER
ELECTRICAL PLAN
LIGHTING

SCALE	1"=40'
MTDB CONTRACT NO.	LRT 552
DRAWING NO.	E 101
SHEET NO.	100

MTD DOC NO. PW-355.0-ZZ-WCA355-1E-75

FOR REDUCED PLANS ORIGINAL SCALE IS IN INCHES 0 1 2 3

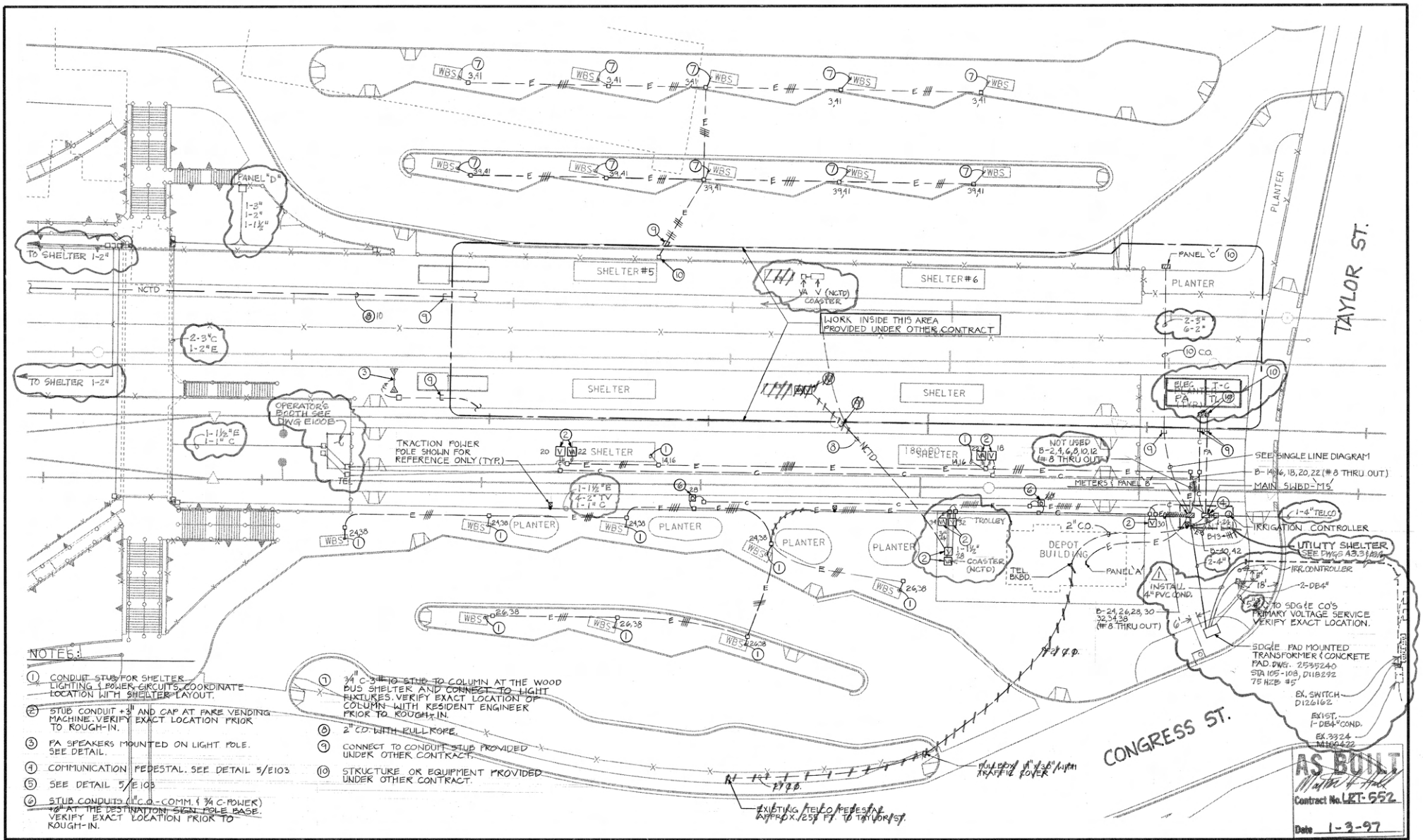

AS BUILT
Contract No. LRT-552
Date 1-3-97

NO.	DATE	REVISIONS	BY	CHK	APRV
1	2-6-96	INSTALLED POWER FEED SDG&E PER SDG&E DWG. CCO # 37			
	4-95	CONFORMED			

DE LEUW CATHER

REGISTERED PROFESSIONAL ENGINEER — RALF M. FRANCISCO — No. 11533 — Exp. 6-30-96 — ELECTRICAL — STATE OF CALIFORNIA

DESIGNED BY DF	DATE 11-30-94
DRAWN BY MH	11-30-94
CHECKED BY DF	11-30-94
MTDB PRJ. ENG. D. RAGLAND	

MTDB
Metropolitan Transit Development Board
1255 Imperial Avenue, Suite 1000, San Diego, CA. 92101-7490

LIGHT RAIL GUIDEWAY PROJECT
San Diego
OLD TOWN TRANSIT CENTER
ELECTRICAL PLAN
POWER

SCALE 1"=20'
MTDB CONTRACT NO. LRT 552
DRAWING NO. E102 | SHEET NO. 101

FOR REDUCED PLANS ORIGINAL SCALE IS IN INCHES 0 1 2 3

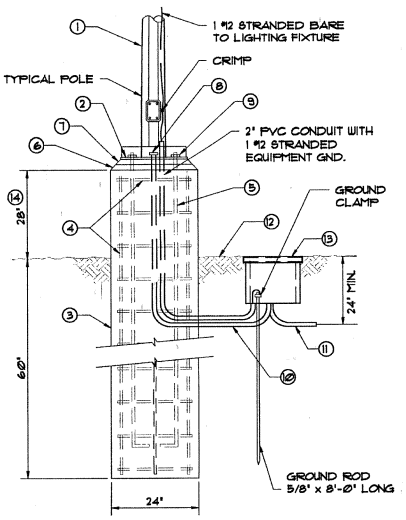

1. STEEL POLE, POLE BASE AND ANCHOR BOLTS SHALL BE CAPABLE OF SUPPORTING THE SPECIFIED LUMINAIRE ASSEMBLY IN A 100 MPH STEADY WIND, AND IN WIND GUST OF UP TO 130 MPH.
2. PLATE STEEL, MOUNTING PLATE AND ANCHOR BOLTS PROTECTED BY A 2-PIECE ROUND ALUMINUM CANOPY COVER. CANOPY COVER SHALL BE SECURED IN PLACE WITH TAMPER PROOF S.S. MACHINE SCREWS. EXPOSED PARTS OF COVER SHALL BE PROVIDED WITH A DARK BRONZE ANODIZED FINISH.
3. POURED IN PLACE ROUND CONCRETE SUPPORT BASE.
4. REINFORCED BASKET, 6#5 VERTICAL REBAR WITH #2 TIES AT 12" O.C. (MIN. 2" COVER)
5. ANCHOR BOLTS. QUANTITY, SIZE AND TENSILE STRENGTH DETERMINED BY POLE/LUMINAIRE MFGR. TO CONFORM TO SPECIFIED WIND LOAD CRITERIA.
6. 3/4" 45 DEGREE CHAMFER ALL AROUND.
7. FOLLOWING INSTALLATION AND LEVELING OF POLE/LUMINAIRE ASSEMBLY, GROUT-IN ALL AROUND BETWEEN BOTTOM OF POLE BASE AND TOP OF CONCRETE BASE.
8. STUB SERVICE CONDUIT UP INTO POLE BASE WIRING CAVITY AND BUSH.
9. PROVIDE SUPPORT AND LEVELING NUTS AT TOP AND BOTTOM OF POLE BASE PLATE. TWO NUTS PER ANCHOR BOLT.
10. TYPICAL 3/4" PVC, 2 #10 & 1 #10 GND.
11. TYPICAL INCOMING EXTERIOR BRANCH CIRCUIT CONDUIT AND WIRING.
12. TOP OF FINISH GRADE.
13. GRADE MOUNTED CONCRETE PULL BOX WITH BOLT-DOWN TRAFFIC COVER.
14. CHANGE TO 2" AT FIXTURE TYPE P1 , Q , Q1 .

(P), (P1), (Q) & (Q1) FIXTURES BASE DETAIL (1)

NO SCALE

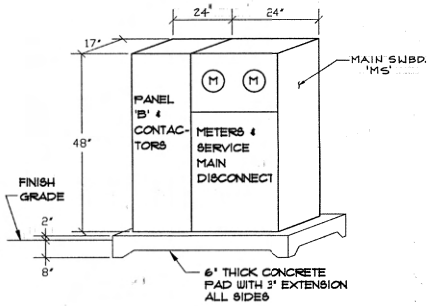

W.P. METERS & PANEL 'B' PEDESTAL (4)

NO SCALE

NOTE: FOR LOCATION OF EQUIP. SEE DWGS: A3.3 & A3.4

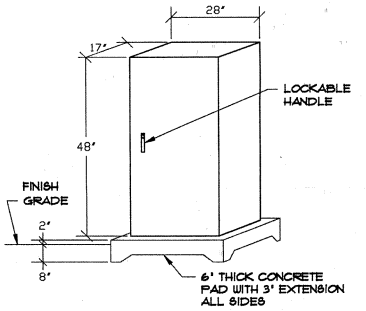

W.P. PANEL 'D' PEDESTAL (5)

NO SCALE (COMMUNICATIONS PANEL SIMILAR)

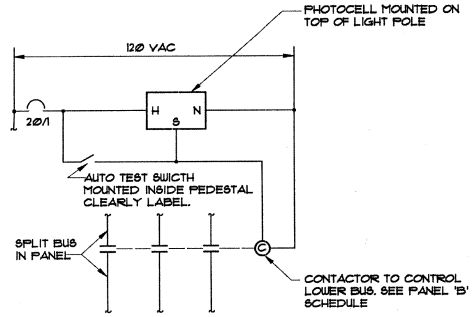

PANEL 'B' OUTDOOR LIGHTING CONTROL SCHEMATIC (2)

NO SCALE

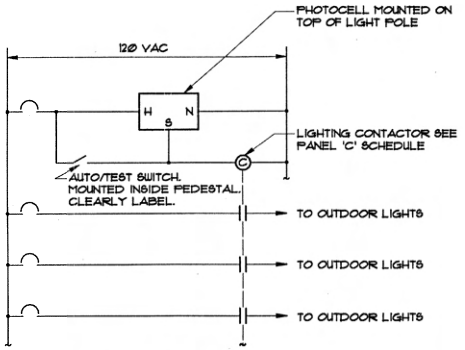

PANEL 'C' OUTDOOR LIGHTING CONTROL SCHEMATIC (3)

NO SCALE

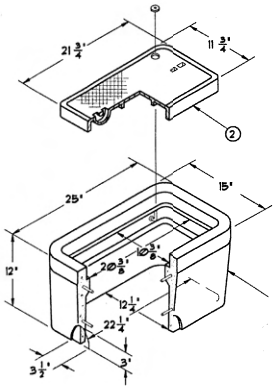

1. REINFORCED PRECAST GRADE MOUNTED JUNCTION BOX. PROVIDE WITH OPEN BOTTOM.
2. CAST IRON TRAFFIC COVER SHALL INSTALL FLUSH IN TOP OF GRADE JUNCTION BOX. FURNISH TOP OF COVER WITH CHECKERED SURFACE, LIFTING SLOTS AND RECESSED HOLD DOWN NUTS. BOTTOM OF COVER SHALL BE FURNISHED WITH INTEGRAL CAST REINFORCING RIBS.

AS BUILT
Contract No. LRT-552
Date 1-3-97

TYPICAL GRADE MOUNTED JUNCTION BOX (6)

NO SCALE

DE LEUW CATHER

1864.03

NO.	DATE	REVISIONS	BY	CHK	APRV
	4-95	CONFORMED			

REGISTERED PROFESSIONAL ENGINEER — Paul M. Francis — No. 11533 — Exp. 6-30-96 — ELECTRICAL — STATE OF CALIFORNIA

DESIGNED BY	R.W./D.F.	11-30-94
DRAWN BY	W.A.L./N.C.	11-30-94
CHECKED BY	D.M.F.	11-30-94
MTDB PRJ. ENG.		

MTDB
Metropolitan Transit Development Board
1255 Imperial Avenue, Suite 1000, San Diego, CA.92101-7490

LIGHT RAIL GUIDEWAY PROJECT
San Diego

OLD TOWN TRANSIT CENTER
ELECTRICAL
DETAILS & SCHEMATICS

SCALE	NO SCALE
MTDB CONTRACT NO.	LRT 552
DRAWING NO.	E 103
SHEET NO.	102

FOR REDUCED PLANS ORIGINAL SCALE IS IN INCHES 0 1 2 3

169

MTS DOC NO. PWL355.G-22, WOA355-AS-75

/usr2/or/7552/eotrj100.dgn
26-APR-1994 12:31

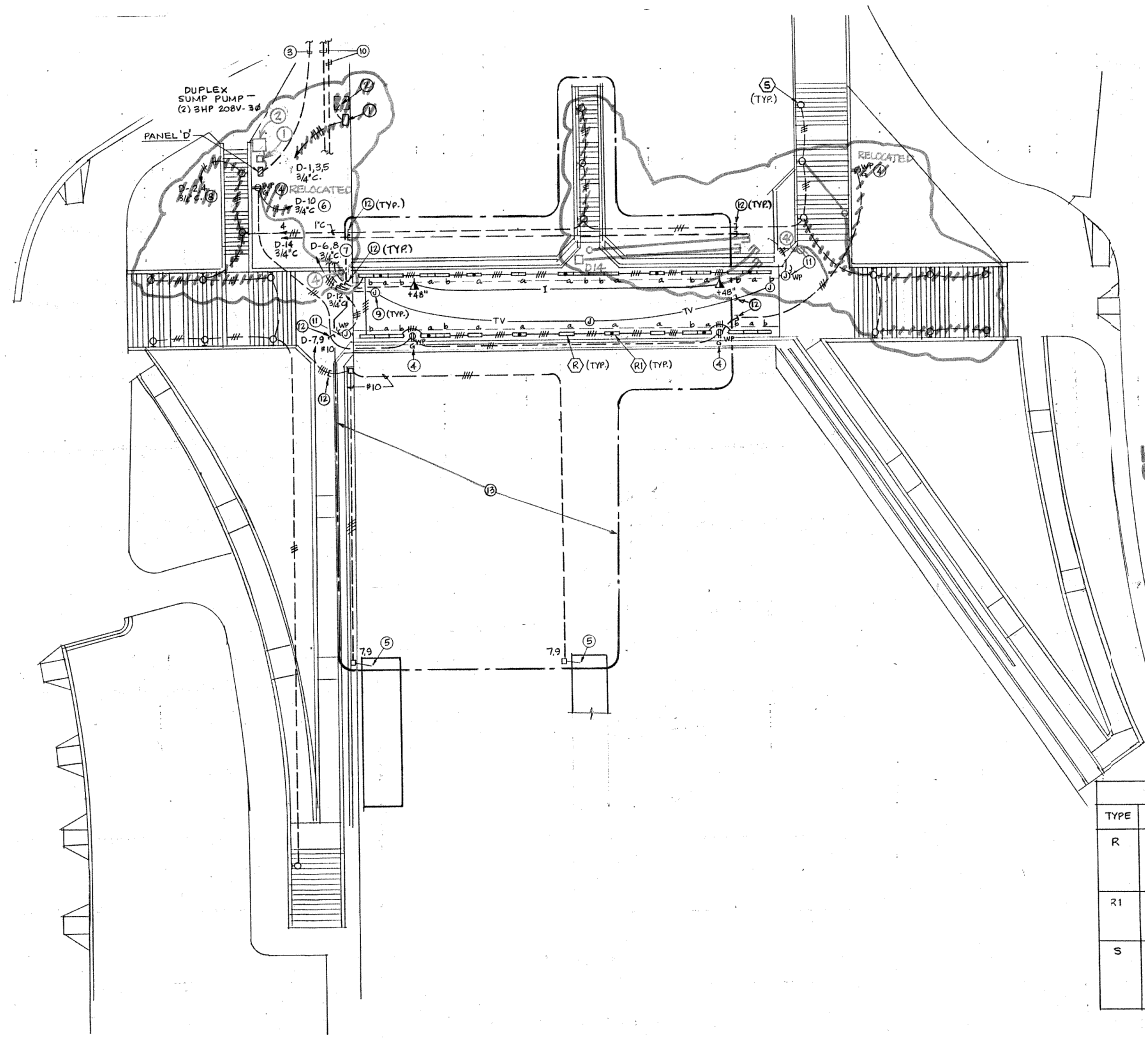

SHEET NOTES:

1. CONNECT TO SUMP PUMP CONTROL PANEL. PANEL PROVIDED UNDER DIV. 2.
2. CONDUIT & CABLES FROM CONTROL PANEL TO SUMP PUMP ENCLOSURE PROVIDED UNDER DIV. 2.
3. 3"C. WITH CONDUCTORS PER SINGLE LINE DIAGRAM, TO PANEL 'B'.
4. DUPLEX CONVENIENCE RECEPTACLE IN FLUSH MOUNTED, LOCKABLE WEATHERPROOF BOX. COLE CAT. NO. TL-310-1, OR EQUAL. +24" A.F.F.
5. CONDUIT STUB FOR SHELTER LIGHTING & POWER CIRCUITS. COORDINATE LOCATION WITH SHELTER LAYOUT.
6. PROVIDE TOGGLE SWITCH IN PANEL 'D' ENCLOSURE TO CONTROL RECEPTACLE CIRCUIT.
7. FIXTURES DESIGNATED 'a' SHALL BE CIRCUIT 6 UNSWITCHED. FIXTURES DESIGNATED 'b' SHALL BE CIRCUIT 8 CONTROLLED BY PHOTOCELL WHICH SHALL TURN "ON" IN DAYTIME, "OFF" AT DUSK.
8. CONTROLLED BY PHOTOCELL.
9. JUNCTION BOX FLUSH IN CEILING FOR SURVEILLANCE CLOSED CIRCUIT TV CAMERA.
10. 1½"C. EACH FOR SURVEILLANCE TV & INTERPHONE. TO COMMUNICATION PEDESTAL. SEE SHEET E102.
11. CONNECTION TO MOTORIZED SECURITY GATE. ¾ HP, 120V-1ϕ (EST.)
12. CONNECT TO CONDUIT PROVIDED BY OTHER CONTRACT.
13. CONDUIT & OUTLET BOXES WITHIN THIS AREA PROVIDED BY OTHER CONTRACT. PROVIDE ALL WIRING, DEVICES & FIXTURES.

AS BUILT
Walter & Hall
Contract No. LRT-552
Date 1-3-97

FIXTURE SCHEDULE

TYPE	TOTAL WATTS	LAMP	DESCRIPTION	FINISH	MTG.	MFR. & CAT. NO.
R	72	(2) F040/T8 3500°K	HIGH-ABUSE FLUOR. WITH 0°F BALLAST, WET LOCATION LISTED	BLACK	SURFACE	FAIL-SAFE # FXS 12-240-CWB
R1	72	(2) F040/T8 3500°K	SAME AS TYPE R EXCEPT WITH INTEGRAL EMERGENCY BAT-PAK	"	"	FAIL-SAFE # FXS 12-240-CWB-FEL
S	88	(1) 70W HPS ED-17	H.I.D. STEPLIGHT, CAST ALUMINUM W/ TEMPERED GLASS LENS, T.P. SCREWS, WET LOCATION LISTED	BLACK	RECESSED, CONCRETE POUR	SPAULDING # PA-70HPS

DLSK
PROFESSIONAL ENGINEERS
4747 MORENA BLVD - SUITE 100
SAN DIEGO, CA 92117-3468
(619) 483-7700
2864.03

NO.	DATE	REVISIONS	BY	CHK	APRV
	4-95	CONFORMED			

DE LEUW CATHER

REGISTERED PROFESSIONAL ENGINEER — JAMES M. FRANCIS — No. 17033 — Exp. 6-30-95 — ELECTRICAL — STATE OF CALIFORNIA

		DATE
DESIGNED BY	DMF	11-30-94
DRAWN BY	MBA	11-30-94
CHECKED BY	DMF	11-30-94
MTDB PRJ. ENG.	D. RAGLAND	

MTDB
Metropolitan Transit Development Board
1255 Imperial Avenue, Suite 1000, San Diego, CA. 92101-7490

LIGHT RAIL GUIDEWAY PROJECT
San Diego
OLD TOWN TRANSIT CENTER
ELECTRICAL
RAMPS & STAIRS PLAN

SCALE	1/16" = 1'-0"
MTDB CONTRACT NO.	LRT 552
DRAWING NO.	E 104
SHEET NO.	103

FOR REDUCED PLANS ORIGINAL SCALE IS IN INCHES 0 1 2 3

MTS DOC NO. PWL355.6-22, WOA355-AE-75

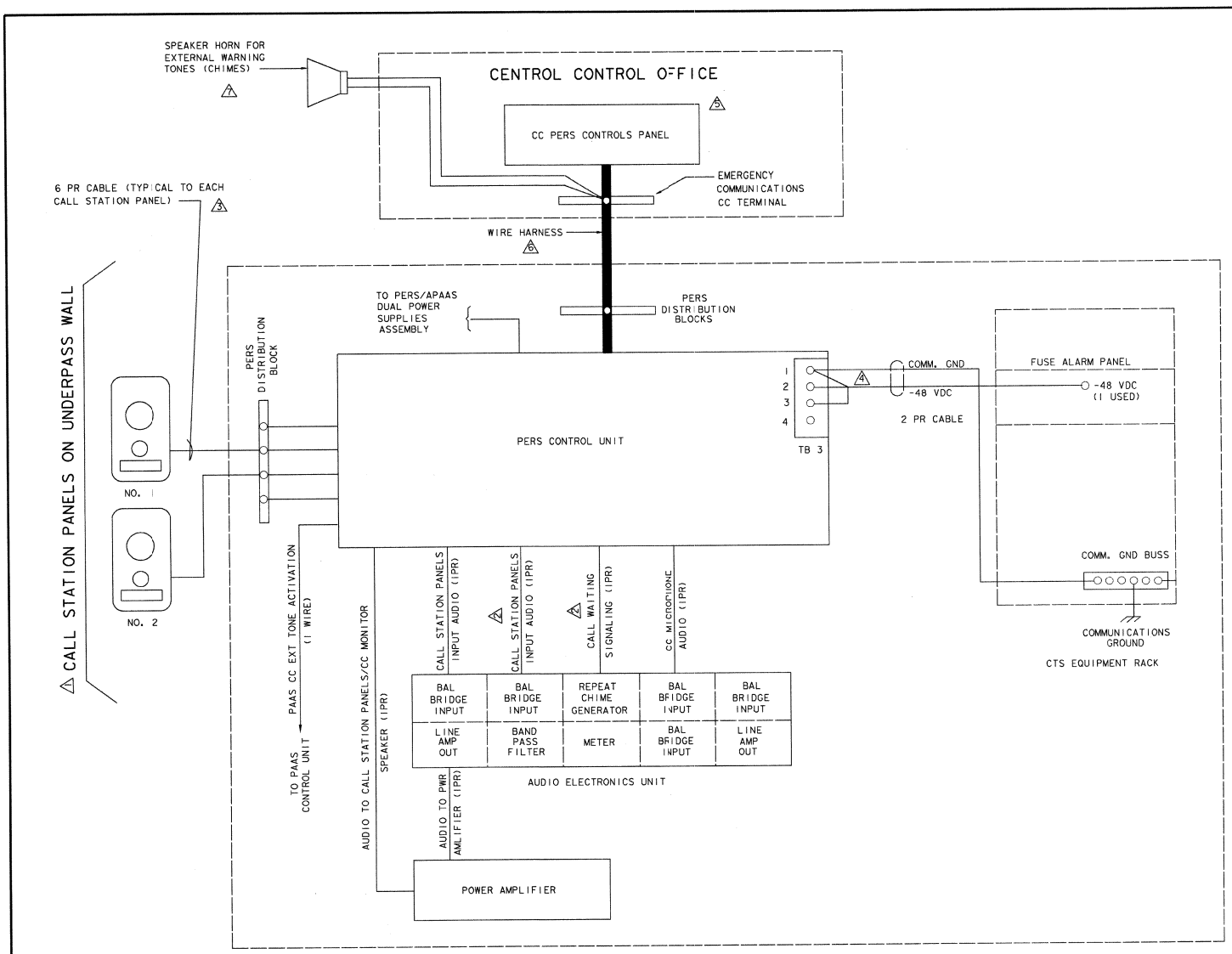

ELECTRIC SERVICE PEDESTAL

NOTES:

1. TWO CALL STATION PANELS SHALL BE PROVIDED ON THE UNDERPASS WALL.
2. ALL CALL STATION PANELS HAVE INPUT AUDIO PARALLELLED TO AUDIO ELECTRONICS UNIT.
3. CABLE CONTAINS REQUIRED AUDIO CONTROL, AND POWER CONDUCTORS TO EACH CALL STATION PANEL.
4. TB 3 TERMINAL #1 SHALL BE WIRED TO COMMUNICATIONS GROUND. TB 3 TERMINAL #2 SHALL BE WIRED TO A FUSED, -48 VDC SPARE CIRCUIT ON A FUSE ALARM PANEL. THE REQUIRED VOLTAGE AND GROUND MAY BE OBTAINED FROM THE CTS EQUIPMENT RACK.
5. A PAS/PERS MUTING CIRCUIT SHALL BE PROVIDED WITHIN THE CENTRAL CONTROL.
6. CABLE CONTAINS REQUIRED AUDIO, CONTROL, DISPLAY INDICATIONS, AND POWER CONDUCTORS TO THE CENTRAL CONTROL PERS CONTROL PANEL (INCLUDING CONDUCTORS FOR SPEAKER HORN).
7. SPEAKER HORN SHALL BE UTILIZED FOR THE PEDESTRIAN EMERGENCY REPORTING SYSTEM (PERS).
8. THE CONTRACTOR SHOULD VERIFY THAT THERE IS ADEQUATE SPACE IN THE ELECTRIC SERVICE PEDESTAL TO HOUSE HIS PERS EQUIPMENT. THIS INFORMATION SHALL BE REPORTED TO THE ENGINEER IN WRITING.

AS BUILT
Contract No. LRT-552
Date 1-3-97

NO.	DATE	REVISIONS	BY	CHK	APRV
	4-95	CONFORMED			

De LEUW, CATHER

REGISTERED PROFESSIONAL ENGINEER ANGELL S. HOVESKELAND NO. E-14033 EXP. 09-30-96 ELECTRICAL STATE OF CALIFORNIA

	DATE
DESIGNED BY S. I. RASHAD	12/13/94
DRAWN BY D. MILNER	12/13/94
CHECKED BY H. VINH	12/13/94
MTDB PRJ.ENG. D. RAGLAND	

MTDB
Metropolitan Transit Development Board
1255 Imperial Avenue, Suite 1000, San Diego, CA. 92101-7490

LIGHT RAIL GUIDEWAY PROJECT
San Diego

OLD TOWN TRANSIT CENTER
PEDESTRIAN
EMERGENCY REPORTING SYSTEM
BLOCK DIAGRAM

SCALE
MTDB CONTRACT NO. LRT 552
DRAWING NO. S-110
SHEET NO. 104

FOR REDUCED PLANS ORIGINAL SCALE IS IN INCHES 0 1 2 3

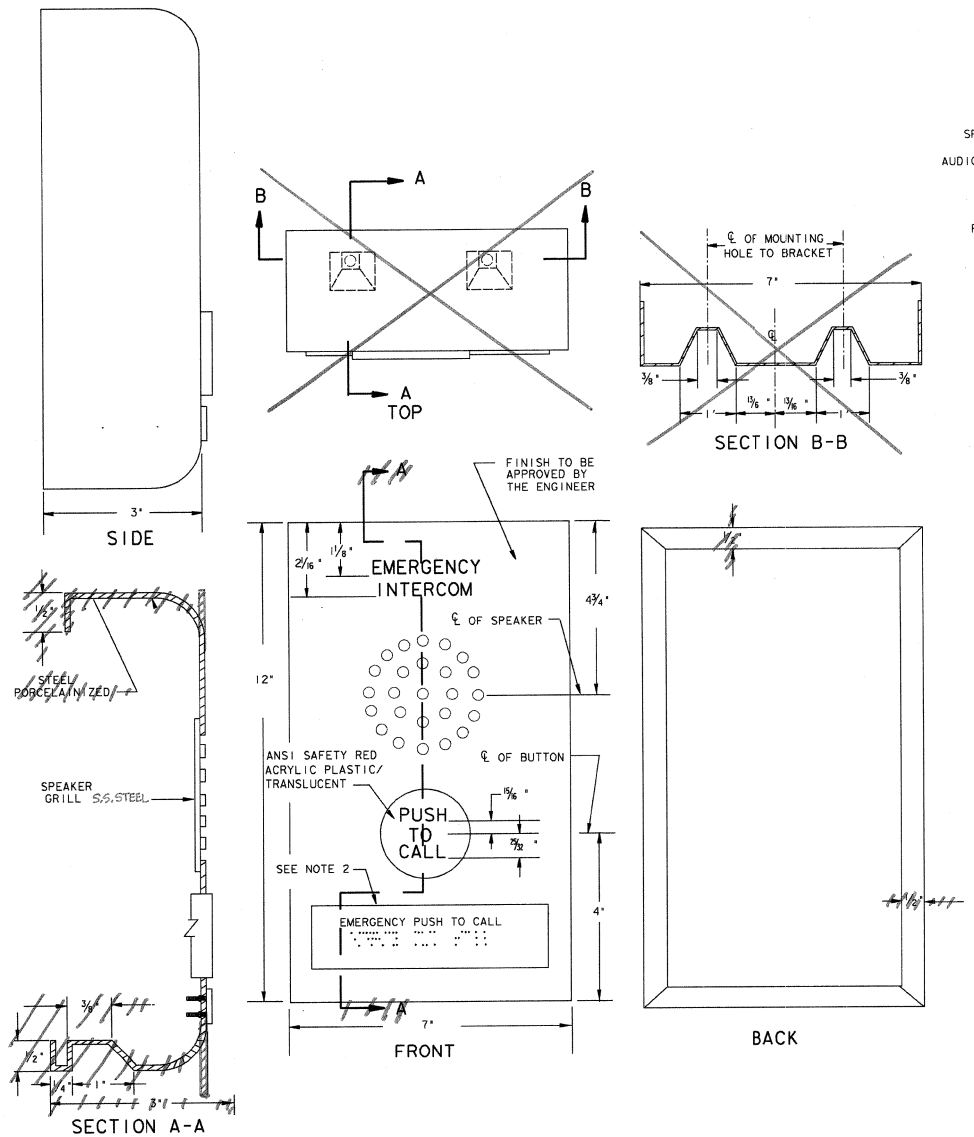

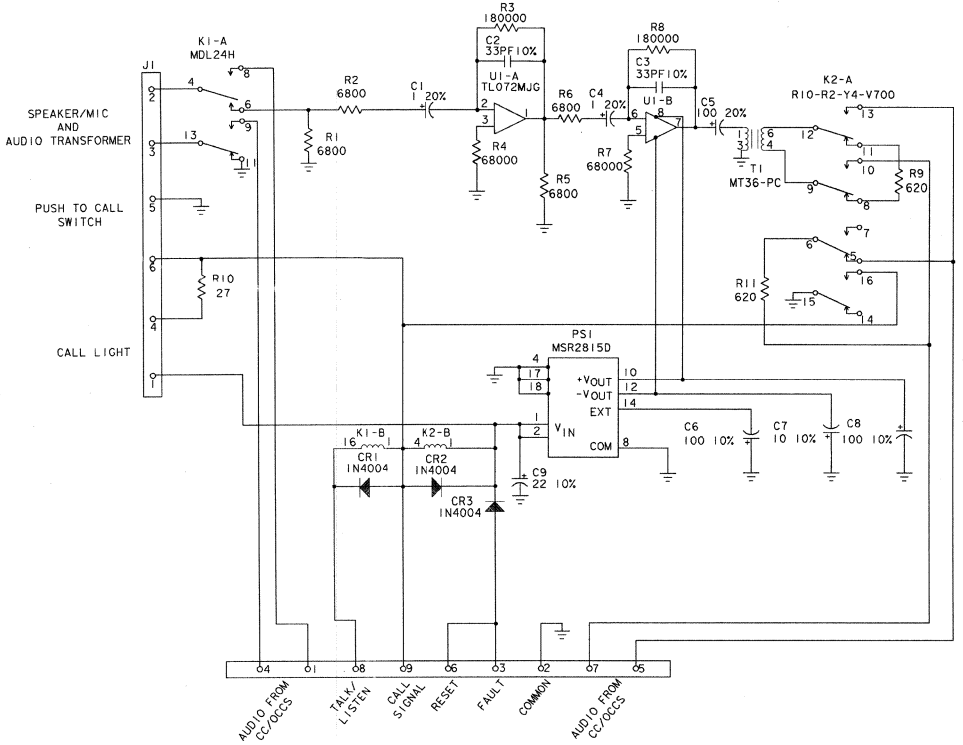

NOTES:

1. A GASKET MATCHING THE DIMENSIONS OF THE CALL STATION SHALL BE USED TO PROVIDE A WATERTIGHT SEAL BETWEEN THE CALL STATION AND THE WALL.
2. A SEPARATE PLATE ATTACHED TO THE CALL STATION CONSISTS OF RAISED LETTERS AND BRAILLE SYMBOLS PLATE DIMENSION SHALL BE 1" x 6 1/4".
3. THIS DRAWING ILLUSTRATES THE APPROXIMATE CONFIGURATION OF THE CALL STATION PANEL. THE ACTUAL CONFIGURATION OF THE CALL PANEL MAY VARY.
4. THIS IS A CONCEPTUAL DRAWING ILLUSTRATING REQUIRED AUDIO AND FUNCTIONS OF THE CALL STATION PANEL. THE ACTUAL CIRCUITRY MAY VARY.
5. FAULT CIRCUIT IN CALL STATION PANEL DETECTS LOSS OF +24 VDC TO CALL STATION PANEL.
6. ALL RELAYS ARE SHOWN DE-ENERGIZED.
7. CC: CENTRAL CONTROL

RELAY FUNCTION LEGEND

K1	CALL INITIATION
K2	TALK/LISTEN CONTROL

AS BUILT
Contract No. LRT-552
Date 1-3-97

NO.	DATE	REVISIONS	BY	CHK	APRV
	4.95	CONFORMED			

De LEUW, CATHER

REGISTERED PROFESSIONAL ENGINEER ROBERT S. HOVESKEL AND NO. E-14031 EXP. 09-30-96 ELECTRICAL STATE OF CALIFORNIA

	DATE
DESIGNED BY S. I. RASHAD	12/13/94
DRAWN BY D. MILNER	12/13/94
CHECKED BY H. VINH	12/13/94
MTDB PRJ.ENG. J. RAGLAND	

MTDB
Metropolitan Transit Development Board
1255 Imperial Avenue, Suite 1000, San Diego, CA. 92101-7490

LIGHT RAIL GUIDEWAY PROJECT
San Diego

OLD TOWN TRANSIT CENTER
EMERGENCY REPORTING SYSTEM
TYPICAL CALL STATION PANEL

SCALE
MTDB CONTRACT NO. LRT 552
DRAWING NO. S-111
SHEET NO. 105

FOR REDUCED PLANS ORIGINAL SCALE IS IN INCHES 0 1 2 3

Fri Dec 16 11:05:12 1994 o:\plot710\queue\VERS.dat O:\PRF\LOTSI2.PRF

o:\dgn\mtdb\07-29-94\lotsi12.dgn
Fri Dec 16 11:05:55 1994

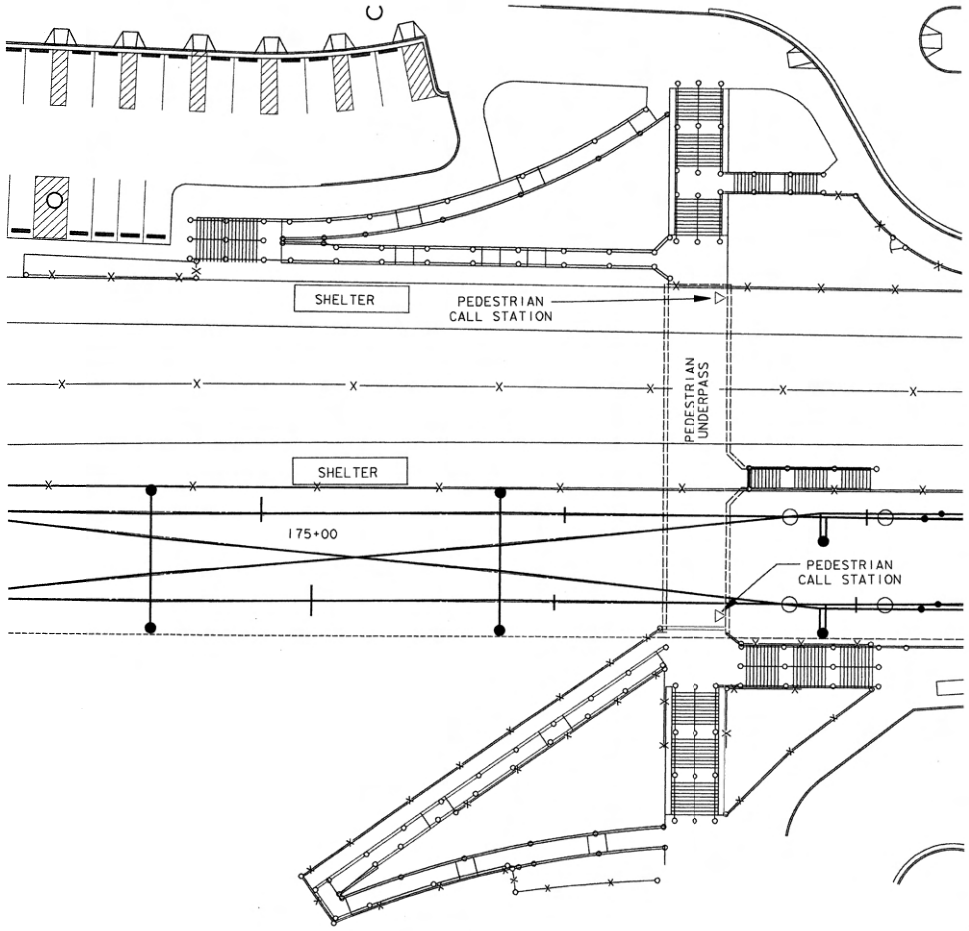

PLAN
N. T. S.

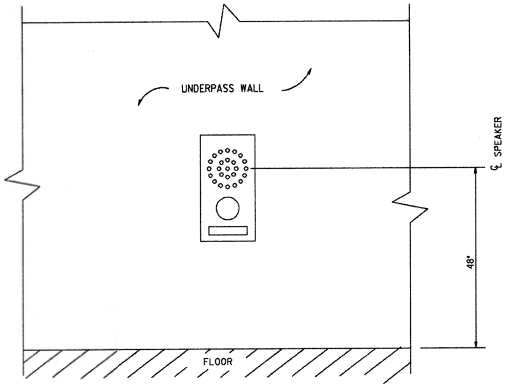

PEDESTRIAN CALL STATION
N. T. S.

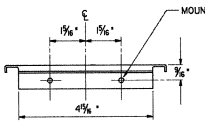

TOP

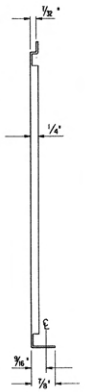

SIDE

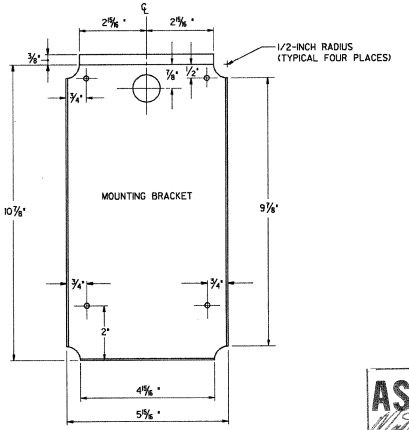

FRONT
N. T. S.

AS BUILT
Contract No. LRT-552
Date 1-3-97

NO.	DATE	REVISIONS	BY	CHK	APRV
	4-95	CONFORMED			

De LEUW, CATHER

		DATE
DESIGNED BY	S. RASHAD	12/13/94
DRAWN BY	J. BISHOP	12/13/94
CHECKED BY	H. VINH	12/13/94
MTDB PRJ.ENG.		

MTDB
Metropolitan Transit Development Board
1255 Imperial Avenue, Suite 1000, San Diego, CA. 92101-7490

LIGHT RAIL GUIDEWAY PROJECT
San Diego

OLD TOWN TRANSIT CENTER
CALL STATION PANEL LOCATION
AND MOUNTING BRACKET

SCALE	NTS
MTDB CONTRACT NO.	LRT 552
DRAWING NO.	SHEET NO.
S-112	106

FOR REDUCED PLANS ORIGINAL SCALE IS IN INCHES 0 1 2 3

173

Fri Dec 16 11:05:12 1994 o:\plot710\queue\VERS.dat O:\PRF\LOTSI2.PRF

Thu Dec 29 15:24:39 1994 d:\plot70\queue\VERS.qcf D:\PRF\LOTSI3.PRF
d:\dgn\mtdb\07-29-94\lotsi13.dgn
Thu Dec 29 15:25:29 1994

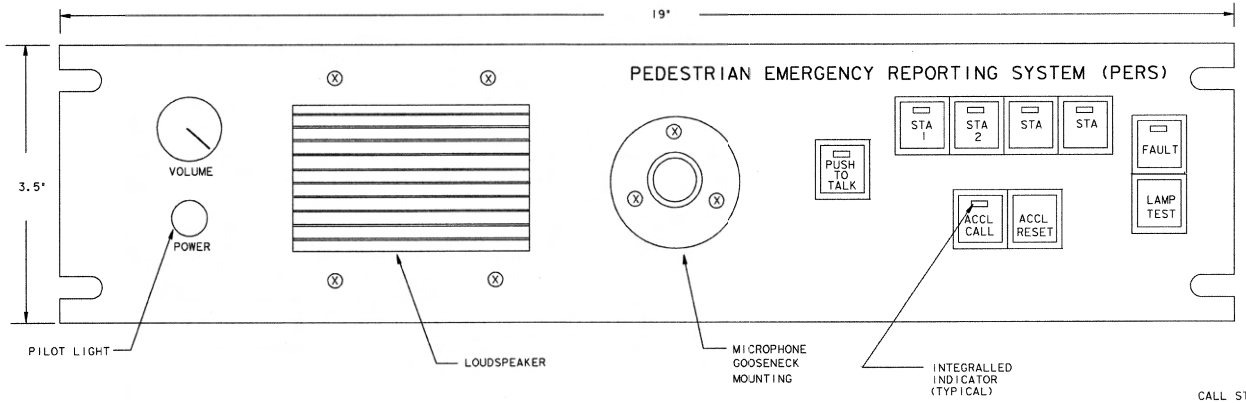

NOTES:

1. THE "POWER" INDICATOR SHALL ILLUMINATE GREEN.
2. THE "FAULT" INDICATOR SHALL ILLUMINATE FLASHING AMBER WHEN ACTIVATED.
3. THE "LAMP TEST" AND "ACCL RESET" PUSHBUTTONS SHALL BE WHITE (NON-ILLUMINATING).
4. THE "ACCL CALL" PUSHBUTTON AND EACH CALL STATION PUSHBUTTON SHALL BE WHITE WITH RED LED.
   THE "LAMP TEST" PUSHBUTTON" SHALL TEST ALL INDICATORS EXCEPT "POWER"
   EACH CALL STATION PUSHBUTTON SHALL BE PUSH LOCK/PUSH RELEASE OPERATION.
5. PANEL MOUNTING CUTOUTS SHALL BE IN ACCORDANCE WITH EIA STD. RS-310 C FOR RAIL MOUNTING.
6. THIS DRAWING ILLUSTRATES THE APPROXIMATE LAYOUT OF THE CENTRAL CONTROL PERS CONTROL PANEL. THE ACTUAL CONFIGURATION OF THE PANEL MAY VARY.

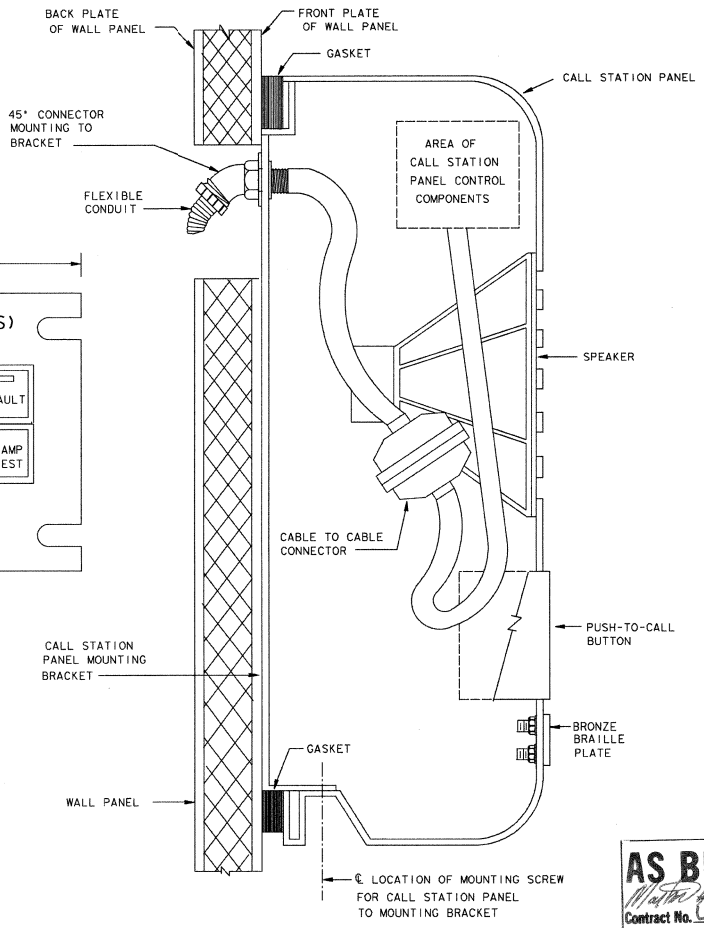

CALL STATION INSTALLED ON WALL

NOTES:

1. MOUNTING HOLES IN THE WALL PANEL SHALL BE DRILLED AND TAPPED. MOUNTING APPARATUS SHALL PENETRATE BOTH THE FRONT PLATE AND BACK PLATE OF THE WALL PANEL.
2. DRAWING SHOWS POSSIBLE AREA OF CONTROL COMPONENTS WITHIN THE CALL STATION PANEL. ACTUAL CONFIGURATION AND LAYOUT MAY VARY.
3. THE CALL STATION PANEL SHALL BE SECURED TO THE WALL VIA THE MOUNTING BRACKET.

AS BUILT
Contract No. LRT-552
Date 1-3-97

NO.	DATE	REVISIONS	BY	CHK	APRV
	4-95	CONFORMED			

De LEUW, CATHER

DESIGNED BY S.I. RASHAD	DATE 12/13/94
DRAWN BY D. MILNER	12/13/94
CHECKED BY H. VINH	12/13/94
MTDB PRJ.ENG. D. RAGLAND	

MTDB
Metropolitan Transit Development Board
1255 Imperial Avenue, Suite 1000, San Diego, CA. 92101-7490

LIGHT RAIL GUIDEWAY PROJECT
San Diego
OLD TOWN TRANSIT CENTER
PEDESTRIAN
EMERGENCY REPORTING SYSTEM
CC PERS CONTROL PANEL LAYOUT

SCALE
MTDB CONTRACT NO. LRT 552
DRAWING NO. S-113 | SHEET NO. 107

FOR REDUCED PLANS ORIGINAL SCALE IS IN INCHES 0 1 2 3

Thu Dec 29 15:24:39 1994 d:\plot70\queue\VERS.qcf D:\PRF\LOTSI3.PRF

/usr2/pl/552/sc1960i.dgn
08-DEC-1994 22:27

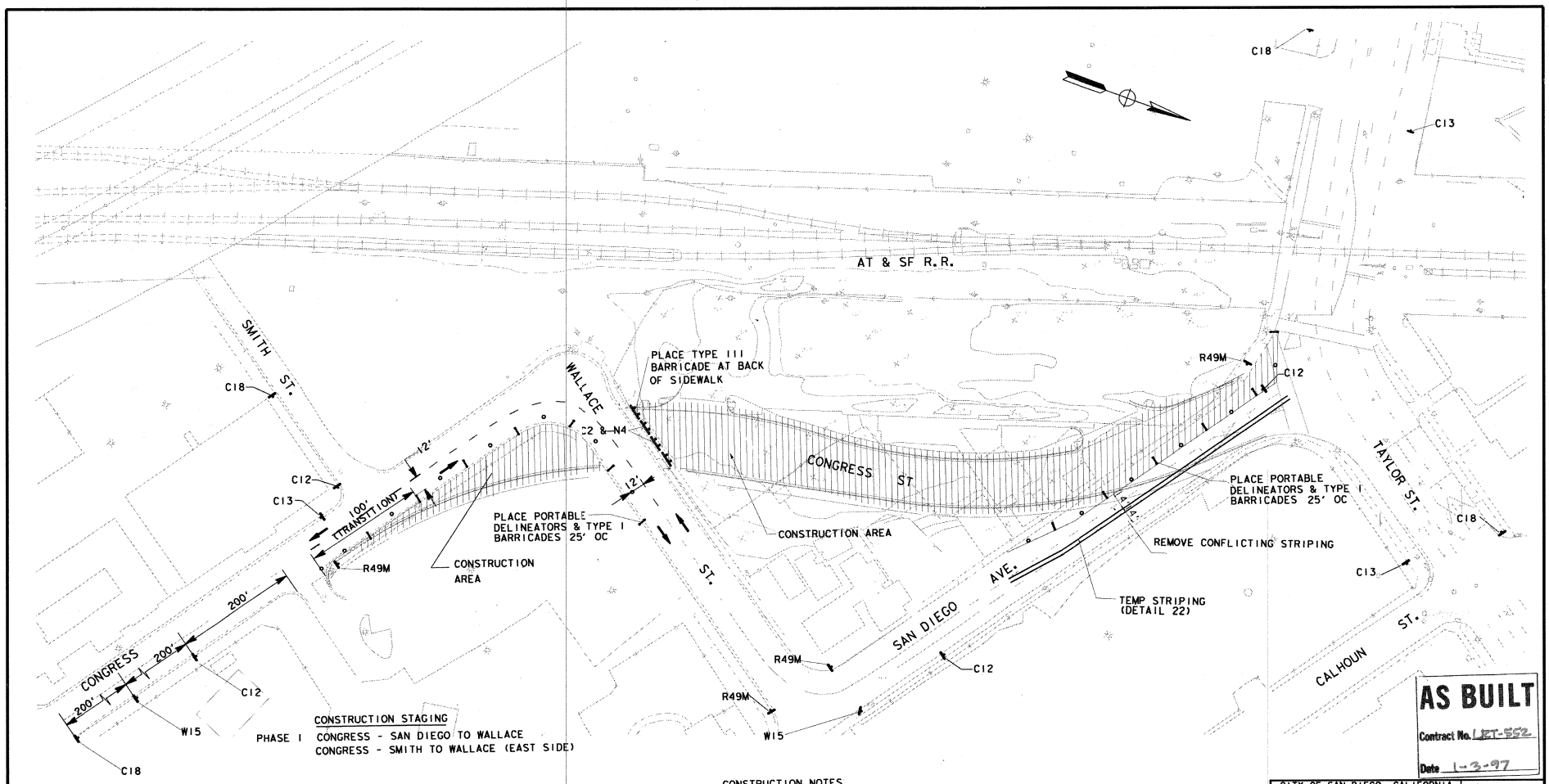

WORK HOURS 8:30 AM TO 3:30 PM
WORK DATES _____ TO _____
TO BE PROVIDED BY THE CONTRACTOR PRIOR TO STARTING WORK

CONSTRUCTION NOTES

1. MAINTAIN PEDESTRIAN TRAFFIC ON THE NORTH SIDE OF SAN DIEGO AVE., THE WEST SIDE OF WALLACE ST. AND THE SOUTH SIDE OF CONGRESS AVE.

AS BUILT
Contract No. LRT-552
Date 1-3-97

CITY OF SAN DIEGO, CALIFORNIA
ENGINEERING DEPARTMENT
SHEET 50 OF 65 SHEETS
FOR CITY ENGINEER — DATE 6/22/95

DESCRIPTION	BY	APPROVED	DATE	FILMED
ORIGINAL	DELEON			
AS-BUILT	M.H.	MC		

W.O. NO 920707
1854-6267
CONTROL CERTIFICATION
NAD 83
214-1707
LAMBERT COORDINATES
CONTRACTOR HERZOG
INSPECTOR MARTIN HALL
DATE STARTED 2-16-94
DATE COMPLETED 6-28-96
DWG NO. 26877-150-D

NO.	DATE	REVISIONS	BY	CHK	APRV
A	6-28-95	CHANGE DWG NO	PWT		
	4-95	COMPLETED			

DE LEUW CATHER

		DATE
DESIGNED BY	R.M.S.	11-19-92
DRAWN BY	R.W.M.	11-19-92
CHECKED BY	R.W.M.	11-16-94
MTDB PRJ.ENG.	D. RAGLAND	

MTDB
Metropolitan Transit Development Board
1255 Imperial Avenue, Suite 1000, San Diego, CA. 92101-7490

LIGHT RAIL GUIDEWAY PROJECT
San Diego
OLD TOWN TRANSIT CENTER
DETOUR & CONSTRUCTION STAGING PLAN
CONGRESS STREET I OF 3

SCALE 1"=40'
MTDB CONTRACT NO. LRT 552
DRAWING NO. SC-1 | SHEET NO. 108

175

MTS DOC NO. PWL355.0-22, WOA355-AS-75

NOTES

1. TRAFFIC CONTROL ALONG TAYLOR ST AND ON CONGRESS SHALL BE BY OTHERS IN ACCORDANCE WITH MWWD DWG. T-1 (27152-64-D) IF TRAFFIC CONTROL BY OTHERS IS NOT MAINTAINED, CONTRACTOR SHALL MAINTAIN IT PER THE MWWD DRAWING. SUCH WORK SHALL BE CONSIDERED EXTRA WORK. CONTACT MWWD CONTRACTOR FOR CURRENT CITY APPROVED TRAFFIC CONTROL PLAN.
2. CONSTRUCTION OF PHASE 1A SHALL OCCUR AT VARIOUS TIMES DURING THE PROJECT FOR CONSTRUCTION OF UTILITIES ACROSS CONGRESS ST

WORK HOURS	TO
WORK DATES	TO

TO BE PROVIDED BY THE CONTRACTOR PRIOR TO STARTING WORK

1. C2 ON TYPE III BARRICADE - 3 TOTAL
2. C3A ON TYPE III BARRICADE AT CENTER OF STREET
3. C3A/G7 ON TYPE III BARRICADE AT CENTER OF STREET
4. SPECIAL BUSINESS SIGN — BUSINESSES oPEN
5. SPECIAL SIGN — STATE PARK PARKING

DETOUR
CONGRESS ST

DETOUR MAP
NTS

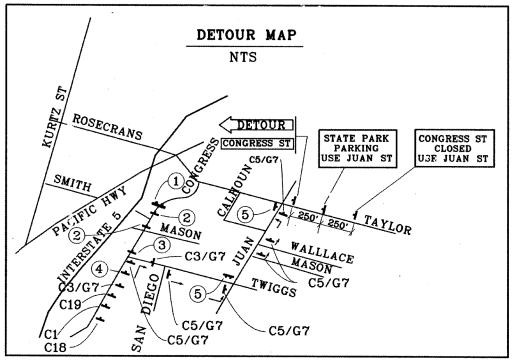

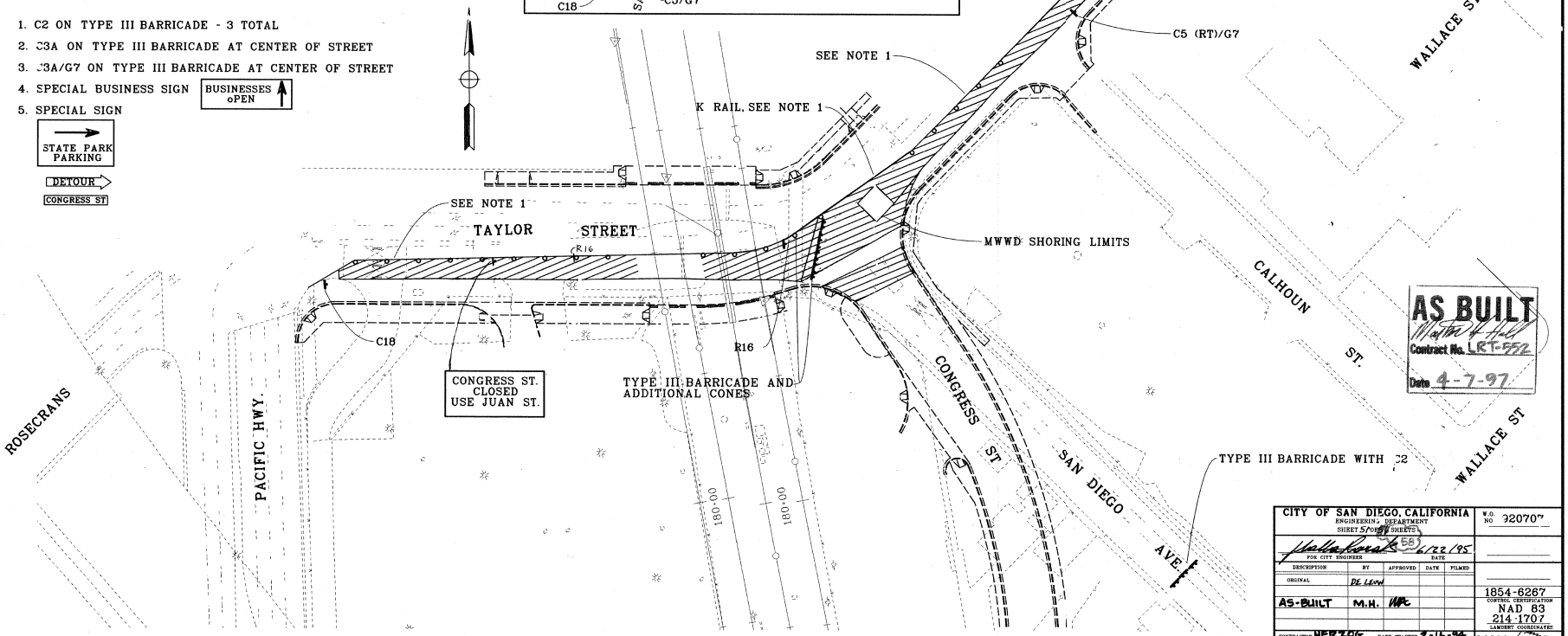

AS BUILT
Martin Hall
Contract No. LRT-552
Date 4-7-97

CITY OF SAN DIEGO, CALIFORNIA
ENGINEERING DEPARTMENT
SHEET 5 OF 9 SHEETS
W.O. NO 320707
FOR CITY ENGINEER — DATE 6/22/95

DESCRIPTION	BY	APPROVED	DATE	FILMED
ORIGINAL	DE LEUW			
AS-BUILT	M.H.			

1854-6267
CONTROL CERTIFICATION NAD 83
214-1707
LAMBERT COORDINATES

CONTRACTOR HERZOG — DATE STARTED 2-16-96
INSPECTOR MARTIN HALL — DATE COMPLETED 6-28-96
DWG NO 26877-45130

NO.	DATE	REVISIONS	BY	CHK	APRV
A	6/28/95	CHANGE DWG NO.	FWT		
1	6/12/95	CCO • THIS SHEET ADDED	RMS		

DE LEUW CATHER

DESIGNED BY	R.M.S.	06/2/95
DRAWN BY	H.R.S.	06/2/95
CHECKED BY		
MTDBPRJ.ENG.	D. RAGLAND	

MTDB
Metropolitan Transit Development Board
1255 Imperial Avenue, Suite 1000, San Diego, CA. 92101-7490

LIGHT RAIL GUIDEWAY PROJECT
San Diego
OLD TOWN TRANSIT CENTER
DETOUR & CONSTRUCTION STAGING PLAN
CONGRESS STREET
SHEET 2 OF 4

SCALE 1"=40'
MTDB CONTRACT NO. LRT 552
DRWG NO SC-1A
SHEET NO. 108A

FOR REDUCED PLANS ORIGINAL SCALE IS IN INCHES 0 1 2 3

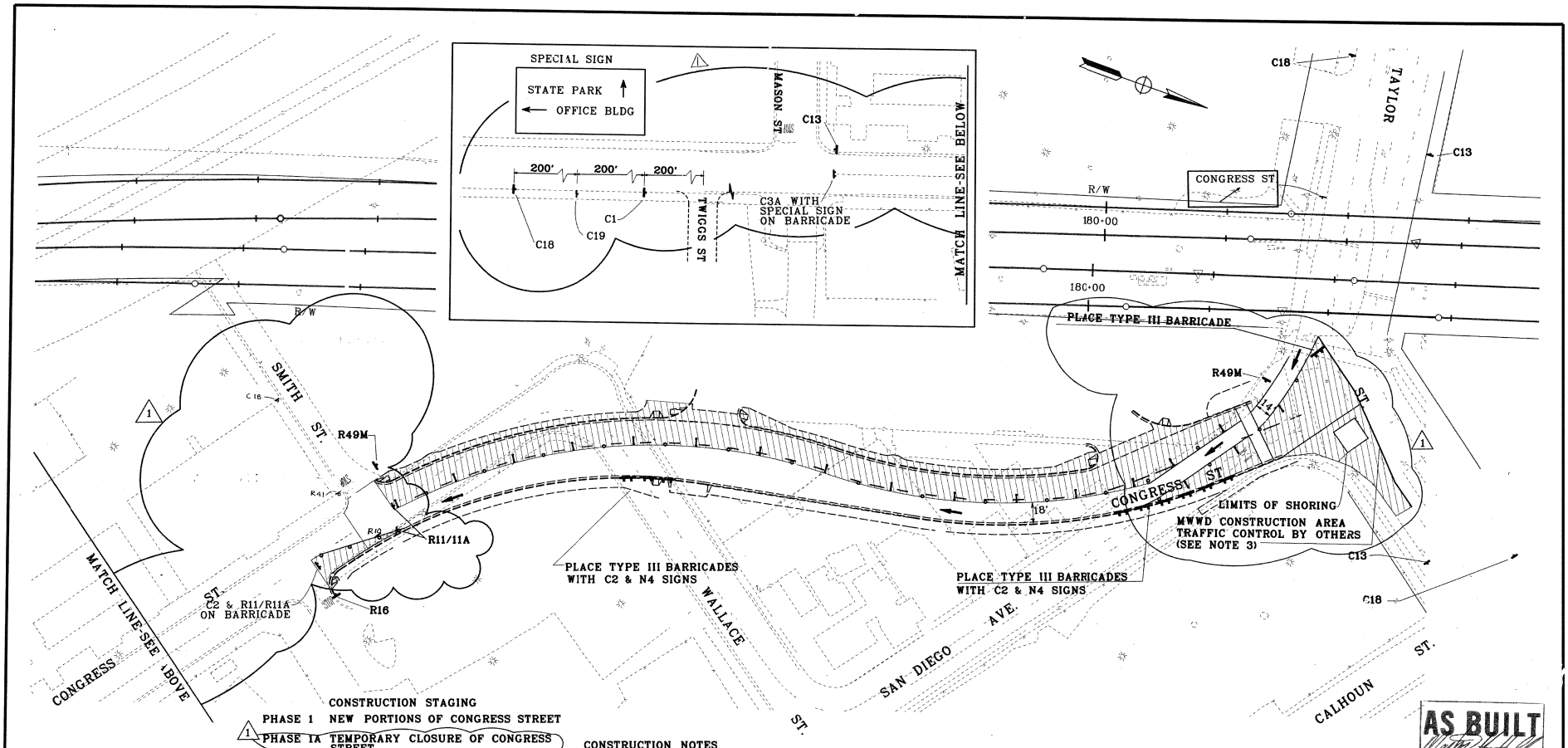

CONSTRUCTION STAGING

PHASE 1 NEW PORTIONS OF CONGRESS STREET

1 PHASE 1A TEMPORARY CLOSURE OF CONGRESS STREET

PHASE 2 CONGRESS STREET WEST SIDE.

PHASE 3 CONGRESS STREET EAST SIDE

CONSTRUCTION NOTES

1 CONSTRUCTION OF PHASE 2 & 3 SHALL OCCUR AT THE SAME TIME THE STREET IS LIMITED TO ONEWAY SOUTHBOUND BY THE MWWD SEWER PROJECT.

2 MAINTAIN PEDESTRIAN CROSSWALK ACROSS CONGRESS AT TAYLOR AND ALONG THE SOUTH SIDE OF TAYLOR ST.

1 3 TRAFFIC CONTROL ALONG TAYLOR ST AND ON CONGRESS SHALL BE BY OTHERS IN ACCORDANCE WITH MWWD DWG.T-1 (27152-64-D), SEE NOTE 6, IF TRAFFIC CONTROL BY OHTERS IS NOT MAINTAINED, CONTRACTOR SHALL MAINTAIN IT PER THE MWWD DRAWING. SUCH WORK SHALL BE CONSIDERED EXTRA WORK

4 OBLITERATE CONFLICTING STRIPING ON CONGRESS ST., WALLACE ST. AND SAN DIEGO AVE. BY SANDBLASTING

5 PLACE TEMPORARY AC TRANSITION FROM EXISTING PAVEMENT WHERE IT JOINS NEW PORTION OF CONGRESS ST. IN AREA TO BE USED FOR DETOUR

1 6 CONTACT MWWD CONTRACTOR FOR CURRENT CITY APPROVED TRAFFIC CONTROL PLAN.

WORK HOURS_____ TO _____

WORK DATES_____ TO _____

TO BE PROVIDED BY THE CONTRACTOR PRIOR TO STARTING WORK

AS BUILT
Contract No. LRT-552
Date 4-7-97

CITY OF SAN DIEGO, CALIFORNIA
ENGINEERING DEPARTMENT
SHEET 57 OF 56 SHEETS
FOR CITY ENGINEER 6/22/95 DATE

DESCRIPTION	BY	APPROVED	DATE	FILMED
ORIGINAL	DELEUW			
AS-BUILT	M.H.	MK		

CONTRACTOR HERZOG DATE STARTED 2-16-94
INSPECTOR MARTIN HALL DATE COMPLETED 6-28-96

W.O. NO 920707

1854-6267
CONTROL CERTIFICATION
NAD 83
214-1701
LAMBERT COORDINATES
26877-(52)-D
DWG NO.

NO.	DATE	REVISIONS	BY	CHK	APRV
2	6/28/95	CHANGE DWG NO.	PWT		
1	4/95	CCO 1- ADD & REVISED SIGNS & BARRICADES	RMS		
	4/95	CONFORMED	RMS		

DE LEUW CATHER

	DATE
DESIGNED BY R.M.S.	4/13/94
DRAWN BY R.W.M.	4/13/94
CHECKED BY H.R.S.	12/1/94
MTDBPRJ.ENG. D. RAGLAND	

MTDB
Metropolitan Transit Development Board
1255 Imperial Avenue, Suite 1000, San Diego, CA 92101-7490

LIGHT RAIL GUIDEWAY PROJECT
San Diego

OLD TOWN TRANSIT CENTER
DETOUR & CONSTRUCTION STAGING
CONGRESS STREET 3 OF 4

SCALE 1"=40'
MTDB CONTRACT NO. LRT 552
DRWG NO. SC 2
SHEET NO. 109

FOR REDUCED PLANS
ORIGINAL SCALE IS IN INCHES 0 1 2

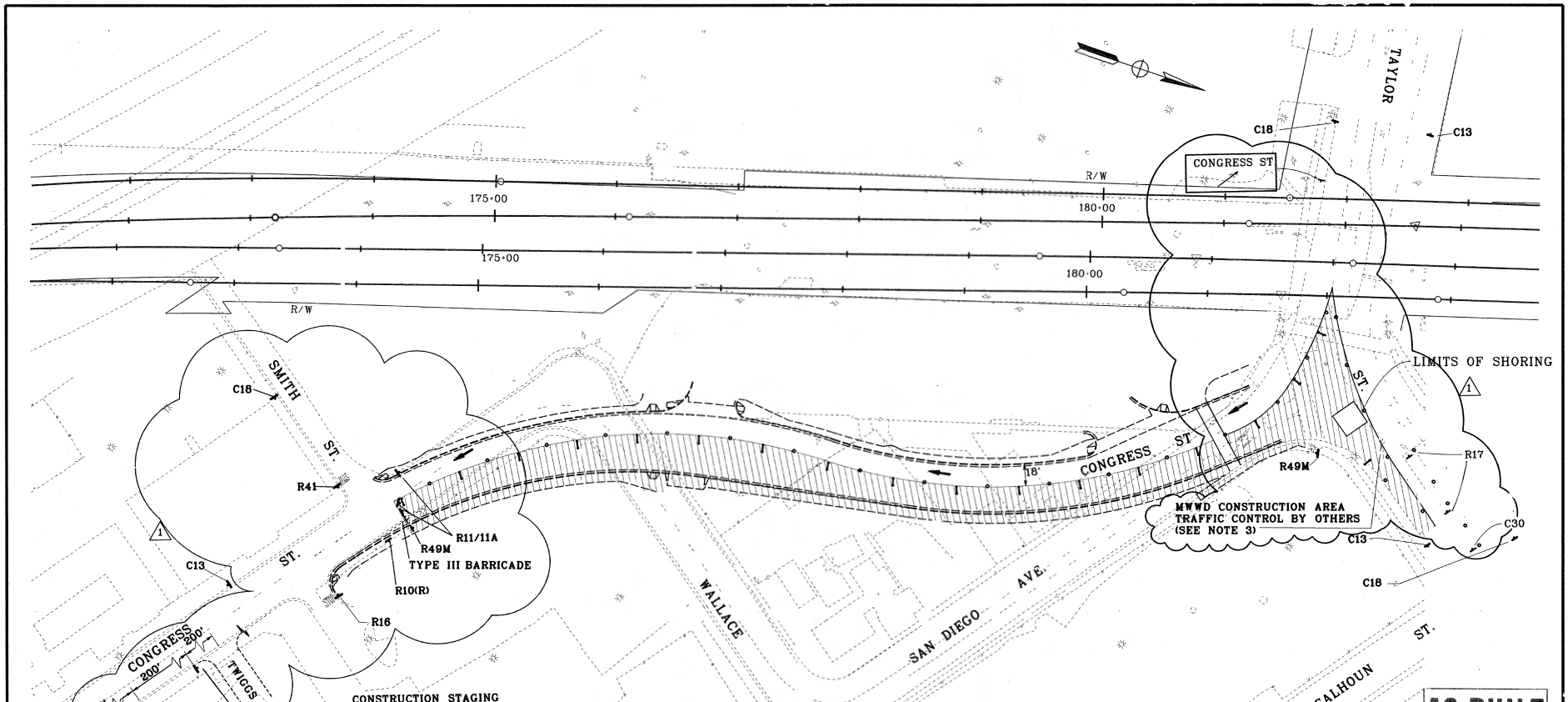

CONSTRUCTION STAGING

PHASE 1 NEW PORTIONS OF CONGRESS STREET

1 PHASE 1A TEMPORARY CLOSURE OF CONGRESS STREET

PHASE 2 CONGRESS STREET WEST SIDE.

PHASE 3 CONGRESS STREET EAST SIDE

CONSTRUCTION NOTES

1 CONSTRUCTION OF PHASE 2 & 3 SHALL OCCUR AT THE SAME TIME THE STREET IS LIMITED TO ONEWAY SOUTHBOUND BY THE MWWD SEWER PROJECT.

2 MAINTAIN PEDESTRIAN CROSSWALK ACROSS CONGRESS AT TAYLOR

1 3 TRAFFIC CONTROL ALONG TAYLOR ST AND ON CONGRESS SHALL BE BY OTHERS IN ACCORDANCE WITH MWWD DWG.T-1 (27152-64-D). IF TRAFFIC CONTROL BY OTHERS IS NOT MAINTAINED, CONTRACTOR SHALL MAINTAIN IT PER THE MWWD DRAWING. SUCH WORK SHALL BE CONSIDERED EXTRA WORK. CONTACT MWWD CONTRACTOR FOR CURRENT CITY APPROVED TRAFFIC CONTROL PLAN.

WORK HOURS _____ TO _____

WORK DATES _____ TO _____

TO BE PROVIDED BY THE CONTRACTOR PRIOR TO STARTING WORK

AS BUILT
Martin H. Hall
Contract No. LRT-552
Date 4-7-97

CITY OF SAN DIEGO, CALIFORNIA
ENGINEERING DEPARTMENT
SHEET 53 OF 56 SHEETS
W.O. NO 920707

FOR CITY ENGINEER 6/22/95 DATE

DESCRIPTION	BY	APPROVED	DATE	FILMED
ORIGINAL	DELEUW			
AS-BUILT	M.H.	MHE		

1854-6267
CONTROL CERTIFICATION
NAD 83
214-1707
LAMBERT COORDINATES

CONTRACTOR HERZOG DATE STARTED 2-16-94
INSPECTOR MARTIN HALL DATE COMPLETED 6-28-96
DWG NO. 2667 (53) D A

NO.	DATE	REVISIONS	BY	CHK	APRV
A	6/28/95	CHANGE DWG NO	PWT		
1	4/95	CCO 1- ADD & REVISED SIGNS AND BARRICADES	RMS		
	4/95	CONFORMED	RMS		

DE LEUW CATHER

	DATE
DESIGNED BY R.M.S.	4/13/94
DRAWN BY R.W.M.	4 13/94
CHECKED BY H.R.S.	12/1/94
MTDBPRJ.ENG. D. RAGLAND	

MTDB
Metropolitan Transit Development Board
1255 Imperial Avenue, Suite 1000, San Diego, CA.92101-7490

LIGHT RAIL GUIDEWAY PROJECT
San Diego

OLD TOWN TRANSIT CENTER
DETOUR & CONSTRUCTION STAGING PLAN
CONGRESS STREET 4 OF 4

SCALE 1"-40'
MTDB CONTRACT NO. LRT 552
DRWG NO. SC 2A
SHEET NO. 110

FOR REDUCED PLANS ORIGINAL SCALE IS IN INCHES 0 1 2 3

/usr2/cat/552/sht03.dgn
08-DEC-1994 22:26

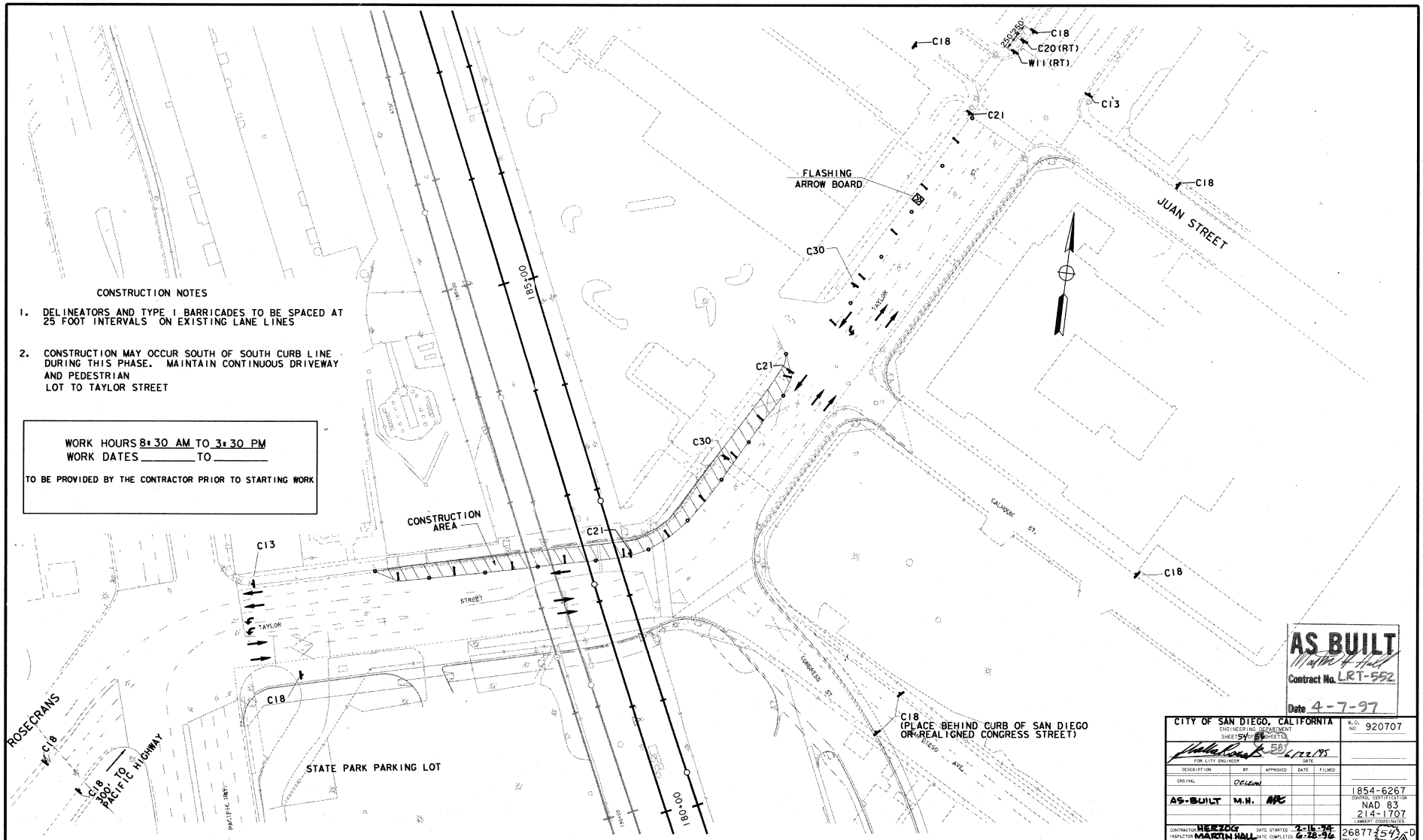

CONSTRUCTION NOTES

1. DELINEATORS AND TYPE I BARRICADES TO BE SPACED AT 25 FOOT INTERVALS ON EXISTING LANE LINES

2. CONSTRUCTION MAY OCCUR SOUTH OF SOUTH CURB LINE DURING THIS PHASE. MAINTAIN CONTINUOUS DRIVEWAY AND PEDESTRIAN LOT TO TAYLOR STREET

WORK HOURS 8:30 AM TO 3:30 PM
WORK DATES _____ TO _____
TO BE PROVIDED BY THE CONTRACTOR PRIOR TO STARTING WORK

AS BUILT
Contract No. LRT-552
Date 4-7-97

CITY OF SAN DIEGO, CALIFORNIA
ENGINEERING DEPARTMENT
SHEET 54 OF 58 SHEETS
FOR CITY ENGINEER 6/22/95 DATE
W.O. NO. 920707

DESCRIPTION	BY	APPROVED	DATE	FILMED
ORIGINAL	DeLeuw			
AS-BUILT	M.H.	MHC		

1854-6267
CONTROL CERTIFICATION
NAD 83
214-1707
LAMBERT COORDINATES

CONTRACTOR HERZOG INSPECTOR MARTIN HALL
DATE STARTED 2-16-94 DATE COMPLETED 6-28-96
26877 (54) -D
ORD. NO.

NO.	DATE	REVISIONS	BY	CHK	APRV
A	6/28/95	CHANGE DWG NO	PWT		
	4-95	CONFORMED			

DE LEUW CATHER

DESIGNED BY R.M.S.	DATE 4/13/94
DRAWN BY R.W.M.	4/13/94
CHECKED BY R.W.M.	11/16/94
MTDB PR.I.ENG. D. RAGLAND	

MTDB
Metropolitan Transit Development Board
1255 Imperial Avenue, Suite 1000, San Diego, CA. 92101-7490

LIGHT RAIL GUIDEWAY PROJECT
San Diego
OLD TOWN TRANSIT CENTER
DETOUR & CONSTRUCTION STAGING PLAN
TAYLOR STREET
SHEET 1 OF 3

SCALE 1"=40'
MTDB CONTRACT NO. LRT 552
DRAWING NO. SC-3
SHEET NO. 111

MTS DOC NO. PW1305-2-2 WORK ORDER NO. 75

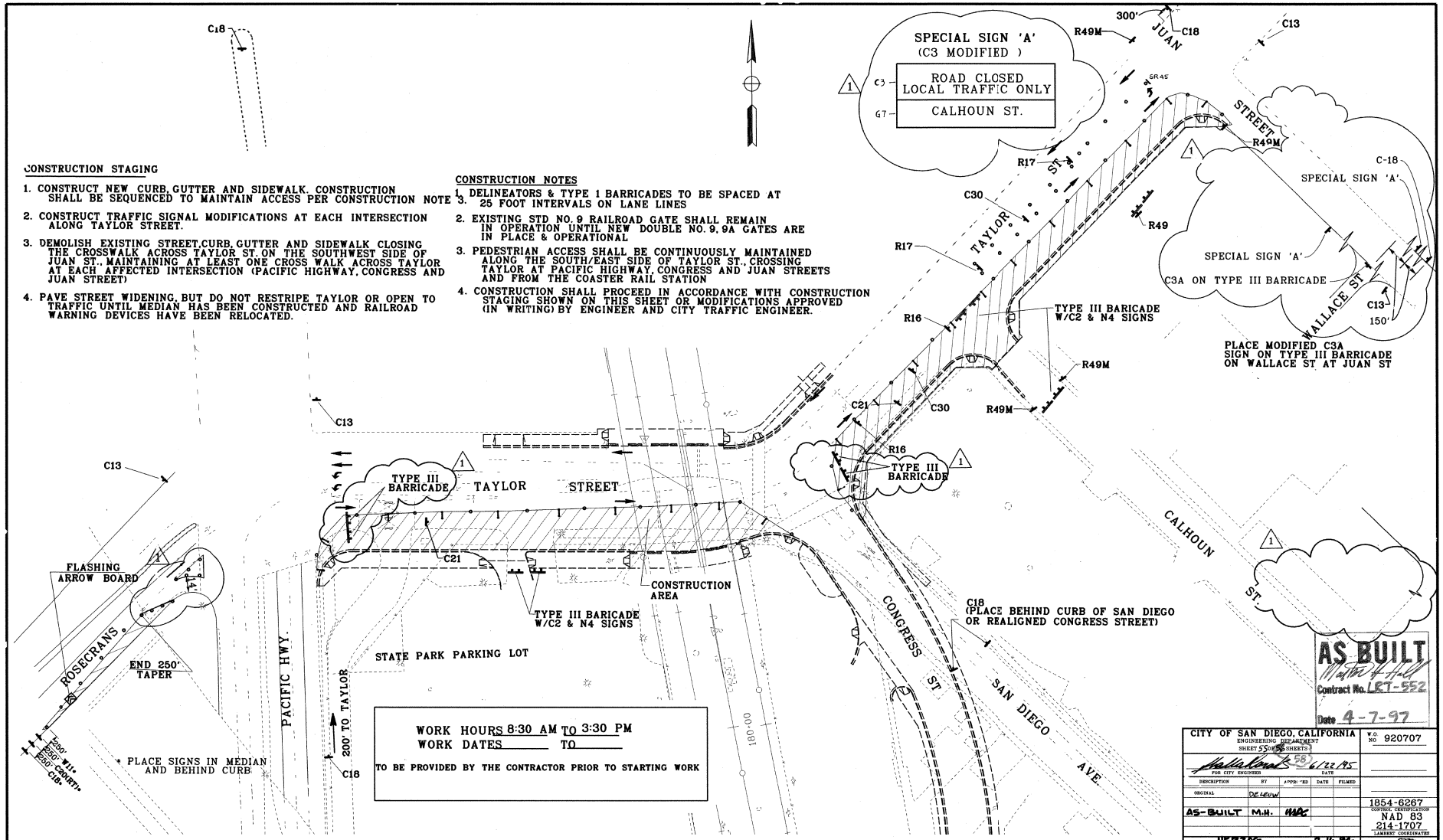

CONSTRUCTION STAGING

1. CONSTRUCT NEW CURB, GUTTER AND SIDEWALK. CONSTRUCTION SHALL BE SEQUENCED TO MAINTAIN ACCESS PER CONSTRUCTION NOTE 3.
2. CONSTRUCT TRAFFIC SIGNAL MODIFICATIONS AT EACH INTERSECTION ALONG TAYLOR STREET.
3. DEMOLISH EXISTING STREET, CURB, GUTTER AND SIDEWALK CLOSING THE CROSSWALK ACROSS TAYLOR ST. ON THE SOUTHWEST SIDE OF JUAN ST., MAINTAINING AT LEAST ONE CROSS WALK ACROSS TAYLOR AT EACH AFFECTED INTERSECTION (PACIFIC HIGHWAY, CONGRESS AND JUAN STREET)
4. PAVE STREET WIDENING, BUT DO NOT RESTRIPE TAYLOR OR OPEN TO TRAFFIC UNTIL MEDIAN HAS BEEN CONSTRUCTED AND RAILROAD WARNING DEVICES HAVE BEEN RELOCATED.

CONSTRUCTION NOTES

1. DELINEATORS & TYPE 1 BARRICADES TO BE SPACED AT 25 FOOT INTERVALS ON LANE LINES
2. EXISTING STD NO. 9 RAILROAD GATE SHALL REMAIN IN OPERATION UNTIL NEW DOUBLE NO. 9, 9A GATES ARE IN PLACE & OPERATIONAL
3. PEDESTRIAN ACCESS SHALL BE CONTINUOUSLY MAINTAINED ALONG THE SOUTH/EAST SIDE OF TAYLOR ST., CROSSING TAYLOR AT PACIFIC HIGHWAY, CONGRESS AND JUAN STREETS AND FROM THE COASTER RAIL STATION
4. CONSTRUCTION SHALL PROCEED IN ACCORDANCE WITH CONSTRUCTION STAGING SHOWN ON THIS SHEET OR MODIFICATIONS APPROVED (IN WRITING) BY ENGINEER AND CITY TRAFFIC ENGINEER.

NO.	DATE	REVISIONS	BY	CHK	APRV
A	6/28/95	CHANGE DWG No	PWT		
1	4/95	CCO 1- ADD & REVISED SIGNS & BARRICADES	RMS		
	4/95	CONFORMED	RMS		

DE LEUW CATHER

	DATE
DESIGNED BY R.M.S.	04/15/94
DRAWN BY R.W.M.	04/15/94
CHECKED BY R.W.M.	11/16/94
MTDBPRJ.ENG. D. RAGLAND	

MTDB
Metropolitan Transit Development Board
1255 Imperial Avenue, Suite 1000, San Diego, CA.92101-7490

LIGHT RAIL GUIDEWAY PROJECT
San Diego
OLD TOWN TRANSIT CENTER
DETOUR & CONSTRUCTION STAGING PLAN
TAYLOR STREET
SHEET 2 OF 3

SCALE 1"-40'
MTDB CONTRACT NO. LRT 552
DRWG NO. SC-4
SHEET NO. 112

FOR REDUCED PLANS
ORIGINAL SCALE IS IN INCHES 0 1 2 3

/usr2/or552/sots05.dgn
11-APR-1995 17:09

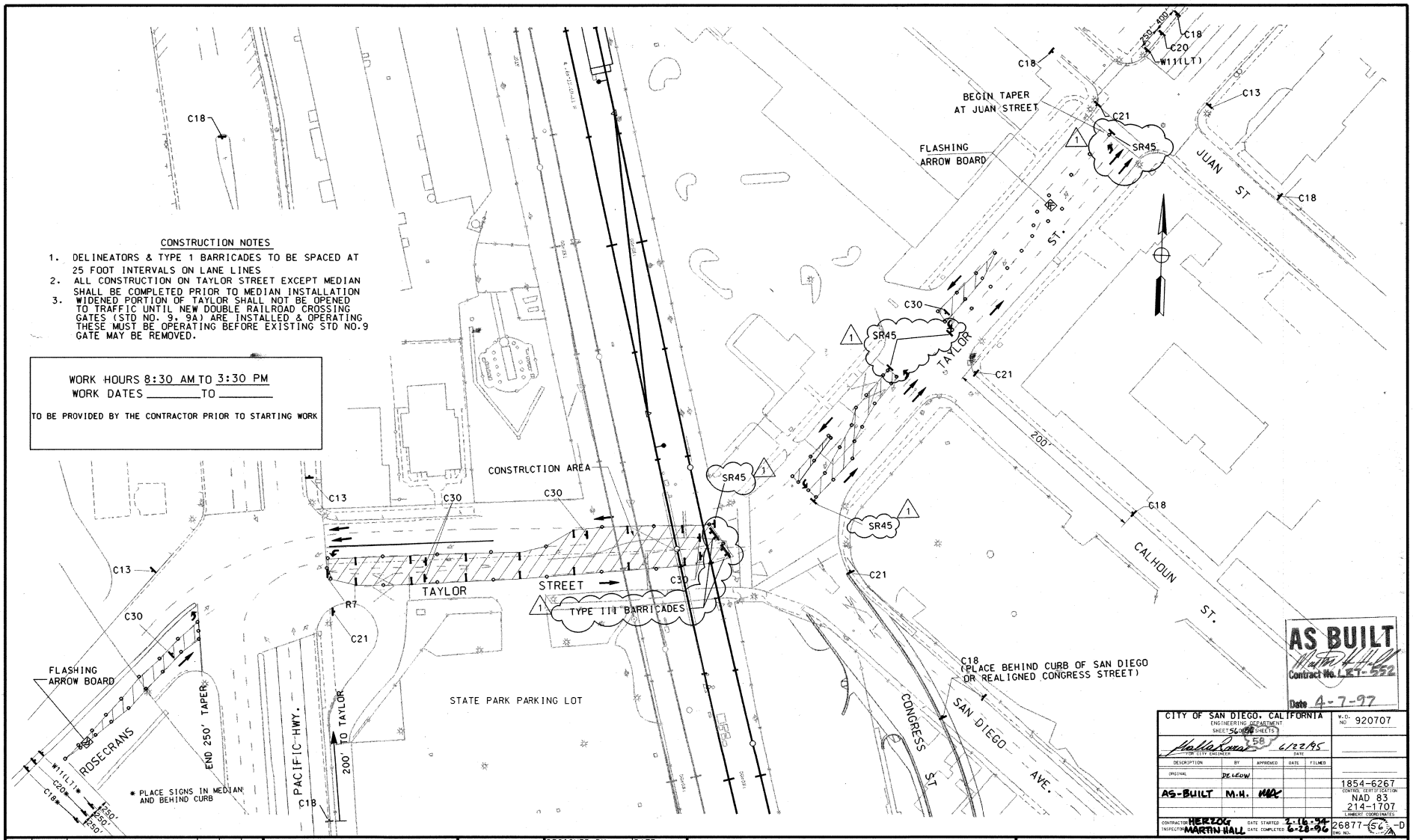

CITY OF SAN DIEGO, CALIFORNIA
ENGINEERING DEPARTMENT
SHEET 56 OF 58 SHEETS
W.O. NO 920707
FOR CITY ENGINEER — DATE 6/22/95

DESCRIPTION	BY	APPROVED	DATE	FILMED
ORIGINAL	DE LEEUW			
AS-BUILT	M.H.	MDC		

1854-6267
CONTROL CERTIFICATION
NAD 83
214-1707
LAMBERT COORDINATES
CONTRACTOR HERZOG — DATE STARTED 2-16-94
INSPECTOR MARTIN HALL — DATE COMPLETED 6-28-96
26877-(56)-D
ENG. NO.

NO.	DATE	REVISIONS	BY	CHK	APRV
2	6/28/95	CHANGE DWG NO	PWT		
1	4/95	CCO 1- ADD & REVISED SIGNS & BARRICADES	RMS		
	4/95	CONFORMED	RMS		

DE LEUW CATHER

		DATE
DESIGNED BY	R.M.S.	4/12/94
DRAWN BY	R.W.M.	4/12/94
CHECKED BY	R.W.M.	11/17/94
MTDB PRJ.ENG.	D. RAGLAND	

MTDB
Metropolitan Transit Development Board
1255 Imperial Avenue, Suite 1000, San Diego, CA. 92101-7490

LIGHT RAIL GUIDEWAY PROJECT
San Diego
OLD TOWN TRANSIT CENTER
DETOUR & CONSTRUCTION STAGING PLAN
TAYLOR STREET
SHEET 3 OF 3

SCALE 1"=40'
MTDB CONTRACT NO. LRT 552
DRAWING NO. SC-5
SHEET NO. 113

FOR REDUCED PLANS ORIGINAL SCALE IS IN INCHES 0 1 2 3

PROJECT DATA

BUILDING ADDRESS:	4009 TAYLOR STREET SAN DIEGO, CA 92101
CONSTRUCTION TYPE:	TYPE V, NR
BUILDING HEIGHT:	26'– 0"
OCCUPANCY CLASS:	B–2 INTERIOR A–3 EXTERIOR WAITING
ALLOWABLE FLOOR AREA:	8,000 SQ. FT. (91 UBC TABLE 5–C)
TOTAL FLOOR AREA:	3,760 SQ. FT.
BUILDING FLOOR AREA:	1,413 SQ. FT.
PLANNING DISTRICT:	OLD TOWN SAN DIEGO PLANNED DISTRICT

ABBREVIATIONS

A.F.F.	ABOVE FINISH FLOOR
ACOUS.	ACOUSTIC AL)
A.C.T.	ACOUSTICAL CEILING TILE
ADD.	ADDENDUM
ADJ.	ADJUSTABLE
ALT.	ALTERNATE
ALUM.	ALUMINUM
ARCH.	ARCHITECT(URAL)
B.D.	BOARD
B.I.D.	BUILDING NSPECTION DEPARTMENT
BLK(G).	BLOCK(ING)
BOT.	BOTTOM
CAB.	CABINET
C.A.C.	CALIFORNIA ADMINISTRATIVE CODE
C.J.	CONTROL JOINT
CLG.	CEILING
CLR.	CLEAR/LOO.OR
C.M.U.	CONCRETE MASONRY UNIT
C.O.	CLEANOUT/CASED OPENING
COL.	COLUMN
COMP.	COMPARTMENT
CONC.	CONCRETE
CONT.	CONTINUOUS
CPT.	CARPET
C.T.	CERAMIC TILE
D.F.	DRINKING FOUNTAIN
DET.	DETAIL
DIA.	DIAMETER
DIM.	DIMENSION
DWG.	DRAWING
E	EAST
EA.	EACH
E.J.	EXPANSION JOINT
EL.	ELEVATION (VERTICAL)
ELEC.	ELECTRIC(AL)
ELEV.	ELEVATOR
ENCL.	ENCLOSURE
EQ.	EQUAL
EXP.	EXPANSION
EXT.	EXTERIOR
F.D.	FLOOR DRAIN
FDN.	FOUNDATION
F.E.(C)	FIRE EXTINGUISHER (CABINET)
F.F.	FINISH FLOOR
FIN.(F)	FINISH(ED)
FLR(G).	FLOOR(ING)
F.O.C.	FACE OF CONCRETE
F.O.F.	FACE OF FINISH
F.O.M.	FACE OF MASONRY
F.O.S.	FACE OF STUD
FT.	FOOT/FEET
FTG.	FOOTING
F.S.	FLOOR SINK
GAL.	GALLON
GA.	GAGE
GEN.	GENERAL
GYP.	GYPSUM
H.B.	HOSE BIB8
HDWE.	HARDWARE
HR.	HOUR
H.V.A.C.	HEATING, VENTILATING, AND AIR CONDITIONING
I.C.B.O.	INTERNATONAL CONFERENCE OF BUILDING OFFICIALS
IN.	INCH/INCHES
INSUL.	INSULATION
INT.	INTERIOR
JT.	JOINT
LAV.	LAVATORY
LT.	LIGHT
MACH.	MACHINE
MWD	ARCHITECT MILFORD WAYNE DONALDSON,INC.
MECH.	MECHANICAL
MEMB.	MEMBER/MEMBRANE
MFR.	MANUFACTURE(R)
MIN.	MINIMUM
MISC.	MISCELLANEOUS
MTD.	MOUNTED
MTL.	METAL
N.	NORTH
N.F.P.A.	NATIONAL FIRE PROTECTION ASSOCIATION
N.I.C.	NOT IN CONTRACT
NO.	NUMBER
N.S.F.	NET SQUARE FEET
N.T.S.	NOT TO SCALE
O/C	ON CENTER
O.S.H.A.	DIVISION OF OCCUPATIONAL SAFETY AND HEALTH
OZ.	OUNCE
P.C.	PORTLAND CEMENT
PL.	PLATE
PLYWD.	PLYWOOD
PNT.	PAINT
PR.	PAIR
PREFAB.	PREFABRICATED
Q.T.	QUARRY TILE
RAD.	RADIUS
R.B.	RESILIENT BASE
REINF.	REINFORCING
REQD.	REQUIRED
RESIL.	RESILIENT
R.O.	ROUGH OPENING
S.	SOUTH
SCHED.	SCHEDULE
S.F.M.	STATE FIRE MARSHAL
SHT.	SHEET
SHTG.	SHEATHING
SIM.	SIMILAR
SLNT.	SEALANT
S.O.G.	SLAB ON GRADE
SPEC.	SPECIFICATION
SQ.	SQUARE
STAGD.	STAGGERED
STD.	STANDARD
STL.	STEEL
STOR.	STORAGE
STRUCT.	STRUCTURAL
SUSP.	SUSPENDED
TEL.	TELEPHONE
T.O.	TOP OF
TYP.	TYPICAL
U.B.C.	UNIFORM BUILDING CODE
U.F.C.	UNIFORM FIRE CODE
UL.	UNDERWRITER'S LABORATORY
U.O.N.	UNLESS OTHERWISE NOTED
VAR.	VARIES
V.T.R.	VENT THROUGH ROOF
W.	WEST/WIDTH
W/	WITH
W.C.	WATER CLOSET
WD.	WOOD
WDW.	WINDOW
W.H.	WATER HEATER
WP.	WATERPROOFING
W.R.	WATER RESISTANT
WSCT.	WAINSCOT
WT.	WEIGHT

PROJECT DESCRIPTION

THE OLD TOWN TRANSIT CENTER IS LOCATED WITHIN THE OLD TOWN SAN DIEGO PLANNED DISTRICT. THE PURPOSE OF THE OLD TOWN SAN DIEGO PLANNED DISTRICT ORDINANCE IS TO REPLICATE, RETAIN AND ENHANCE THE DISTINCTIVE CHARACTER OF OLD TOWN AS IT EXISTED PRIOR TO 1871. IN COMPLIANCE WITH THE PLANNED DISTRICT ORDINANCE, THE METROPOLITAN TRANSIT DEVELOPMENT BOARD (MTDB) HAS CHOSEN AN "AMERICAN" THEME, UTILIZING PRIMARILY WOOD BUILDING MATERIALS FOR THE STRUCTURES.

THE OLD TOWN TRANSIT CENTER CONSISTS OF A DEPOT BUILDING, ENTRY PORTALS, BUS SHELTER AND TROLLEY SHELTER.

THE DEPOT BUILDING CONTAINS A TRANSIT STORE THAT SELLS BUS AND TROLLEY PASSES, DISPENSES TRANSIT INFORMATION, SELLS MTDB MEMORABILIA AND POTENTIALLY OTHER CONCESSIONS. IT ALSO CONTAINS PUBLIC RESTROOMS THAT ARE ACCESSED THROUGH THE STORE.

PROJECT DIRECTORY

ARCHITECT

MILFORD WAYNE DONALDSON, FAIA, INC.
846 FIFTH AVENUE, SUITE 300
SAN DIEGO, CA 92101

CONTACT: BRIAN RICKLING
PHONE: (619) 239–7888
FAX: (619) 234–6286

STRUCTURAL ENGINEER

STEDMAN & DYSON
6989 RIO SAN DIEGO DRIVE
SAN DIEGO, CA 92108–1647

CONTACT: SCOTT STEDMAN
PHONE: (619) 297–2223
FAX: (619) 297–4913

MECHANICAL/PLUMBING/ELECTRICAL

DUNN LEE SMITH KLEIN
4747 MORENA BLVD., SUITE 100
SAN DIEGO, CA 92117–3466

CONTACT: JOHN AVERY
PHONE: (619) 483–7700
FAX: (619) 483–7999

GENERAL NOTES

1. EXIT DOORS SHALL BE OPERABLE FROM THE INSIDE WITHOUT THE USE OF A KEY OR ANY SPECIAL KNOWLEDGE OR EFFORT. NO DEAD BOLTS OR SLIDING BOLTS ALLOWED.
2. WORK SHALL CONFORM TO UBC 1991 EDITION.
3. WORK SHALL CONFORM TO CALIFORNIA BUILDING CODE, CCR, TITLE 24, PARTS 2 THROUGH 7.
4. THE CONTRACTOR SHALL VERIFY ALL DIMENSIONS AND ELEVATIONS BEFORE STARTING WORK, AND SHALL NOTIFY ARCHITECT OF ANY DISCREPANCIES BEFORE PROCEEDING WITH ANY WORK.
5. IN CASE OF CONFLICT, THE CONTRACTOR SHALL VERIFY WITH THE ARCHITECT WHETHER THESE NOTES OR SPECIFIC NOTES ON DRAWINGS SHALL TAKE PRECEDENCE.
6. WHERE NO CONSTRUCTION DETAILS ARE SHOWN OR NOTED FOR ANY PART OF THE WORK, SUCH DETAILS SHALL BE THE SAME AS FOR SIMILAR WORK SHOWN ON THE DRAWINGS. VERIFY WITH THE ARCHITECT.
7. GENERAL CONTRACTOR SHALL BE RESPONSIBLE FOR ALL SCHEDULING AND COORDINATION OF THE WORK.
8. ALL FLOORS IN TOILETS, ~~SHOWERS, AND KITCHENS~~ SHALL HAVE POSITIVE SLOPE TO DRAINS. (NO SLOPE IS REQUIRED WHERE DRAINS ARE NOT PROVIDED.)
9. VERIFY LOCATION, AREAS, AND DEPTH OF DEPRESSED STRUCTURAL CONCRETE SLABS FOR FLOOR FINISH MATERIALS. SEE ROOM FINISH SCHEDULE FOR FINISHES.
10. PAINTING: CONTRACTOR SHALL PROVIDE MOCK–UP OF ALL PAINTS, COATINGS, AND STAINS FOR EACH SITUATION PRESENT ON THE PROJECT, AND SUBMIT TO ARCHITECT FOR REVIEW AND APPROVAL.
11. PAINTING: CONTRACTOR SHALL VERIFY PAINT LOCATIONS AND COLORS OF PAINTS, SPECIAL COATINGS, AND STAINS WITH ARCHITECT BEFORE APPLICATION.
12. ICBO REPORT NUMBERS WHERE SHOWN ON DRAWINGS AND IN THE SPECIFICATIONS ARE ONLY TO INDICATE THE REQUIREMENTS BY THE BUILDING INSPECTION DEPARTMENT. OTHER PRODUCTS WITH AN APPROVED ICBO REPORT NUMBER MAY BE USED IF SUBMITTED TO THE ARCHITECT AND THE BUILDING INSPECTION DEPARTMENT PRIOR TO INSTALLATION.
13. PROVIDE DRAFT STOPS ABOVE CEILING LEVEL EVERY 1000 SQ.FT. IN ATTIC SPACE OF COMBUSTIBLE CONSTRUCTION; EVERY 3000 SQ.FT. ELSEWHERE. (PER UBC SECTION 2516(4)).
14. WRITTEN DIMENSIONS ON THESE DRAWINGS SHALL GOVERN. DO NOT SCALE DRAWINGS.
15. INTERIOR SLABS SHALL BE SMOOTH TROWELED. VERIFY LOCATIONS OF FLOORING MATERIALS ON CONCRETE WHICH REQUIRE SPECIAL SURFACE TREATMENT AND CURING.
16. ALL RIGID CONDUIT, DUCTS, PLUMBING PIPES AND OTHER PIPING LOCATED IN ACOUSTICALLY RATED PARTITION ASSEMBLIES SHALL BE ISOLATED FROM THE BUILDING BY MEANS OF RESILIENT SLEEVES, MOUNTS, OR MINIMUM 1/4" THICK APPROVED RESILIENT MATERIAL.
17. FURRED CEILINGS SHALL COMPLY WITH UBC SECTION 4203.
18. DIMENSIONS ARE TO FACE OF STUD, FACE OF MASONRY, OR CENTERLINE OF GRID, UNLESS OTHERWISE NOTED.
20. LEVER TYPE HARDWARE AND PANIC HARDWARE SHALL CONFORM TO CITY OF SAN DIEGO FIRE MARSHAL STANDARDS.
22. PLANS FOR ALL FIXED FIRE PROTECTION EQUIPMENT SHALL BE SUBMITTED TO THE FIRE MARSHALL FOR REVIEW PRIOR TO INSTALLATION.
23. PROVIDE FIBERGLASS BLANKETS FACED ON ONE SIDE WITH FOIL–REINFORCED KRAFT LAMINATE VAPOR BARRIER AT EXTERIOR WALLS, SOFFITS, AND INTERIOR CEILING INSTALLATIONS PER PLAN.
24. ALL WOOD USED WITHIN 6" OF THE EARTH OR IN CONTACT WITH CONCRETE SHALL BE TREATED WITH A PRESERVATIVE.
26. DIFFERENT FINISHES AT THE FLOOR SHALL MEET UNDER THE DOOR UNLESS OTHERWISE NOTED.
27. ALL GLAZING PANELS ADJACENT TO DOORS AND WITHIN 18" OF WALKING SURFACE SHALL BE TEMPERED.
28. ALL EXIT SIGNS ARE SHOWN ON THE FLOOR PLANS AND ARE TO BE INTERNALLY ILLUMINATED PER U.B.C. SECTION 3314(c).
29. ALL EXIT SIGNS SHALL CONFORM WITH U.F.C. SECTION 12.113(b)(1), SECTION 12.114(d)(1) AND U.B.C. SECTION 3313(b) AND SECTION 3314(d) AND SHALL HAVE EITHER TWO SEPARATE CIRCUITS OR HAVE A SEPARATE BATTERY BACK–UP SYSTEM.
31. FIRE ALARM SYSTEM TO BE INSTALLED IN COMPLIANCE WITH SECTION E740, PART 3, T–24, CALIFORNIA ADMINISTRATIVE CODE.
32. FIRE ALARM TO BE AUDIBLE THROUGHOUT THE BUILDING DURING MAXIMUM NORMAL NOISE LEVEL. COMPLIANCE SAME AS ABOVE.
34. ALL MECHANICAL AND ELECTRICAL EQUIPMENT AND OTHER REQUIRED LIFE SAFETY SYSTEMS SHALL BE APPROVED AND INSTALLED IN ACCORDANCE WITH APPROVED PLANS AND SPECIFICATIONS PURSUANT TO THIS SECTION AND SHALL BE TESTED AND APPROVED TO BE IN PROPER WORKING CONDITION TO THE SATISFACTION OF THE BUILDING OFFICIAL BEFORE ISSUANCE OF THE CERTIFICATE OF OCCUPANCY.
35. BUILDING OCCUPANT SHALL SECURE PERMITS REQUIRED BY THE FIRE DEPARTMENT FROM THE FIRE PREVENTION BUREAU PRIOR TO OCCUPYING THIS BUILDING.
36. FIRE EXTINGUISHERS SHALL BE 2A10 BC TYPE AND SHALL COMPLY WITH U.F.C. ARTICLE 1, DIVISION III, U.F.C. STANDARDS 10–1 AND C.A.C. T–19, SECTION 3–29.
37. ALL EXPOSED BOLT ENDS SHALL BE SAW CUT TO MIN. LENGTH AND GROUND SMOOTH (PRIME AND PAINT).
38. PROVIDE FIRE BLOCKING IN CONCEALED SPACES OF STUD WALLS AND PARTITIONS, INCLUDING FURRED SPACES AND AT THE CEILING LEVEL AT 10'–0" INTERVALS BOTH VERTICALLY AND HORIZONTALLY PER UBC SECTION 2516(2) AND 4203(1).

CERTIFICATE OF COMPLIANCE — Part 1 of 2 — ENV-1

PROJECT NAME: THE OLD TOWN TRANSIT CENTER — DATE: 10-28-94
PROJECT ADDRESS: 4009 TAYLOR STREET, SAN DIEGO, CA. 92101 — Building Permit #
PRINCIPAL DESIGNER / ENVELOPE: MILFORD WAYNE DONALDSON, FAIA, INC. — TELEPHONE: (619) 239-7888
DOCUMENTATION AUTHOR: JAMES W. MILLER / DLS&K ENGINEERS — TELEPHONE: (619) 483-7700 — Checked by/Date / Enforcement Agency Use

GENERAL INFORMATION

DATE OF PLANS: 10-28-94	BUILDING CONDITIONED FLOOR AREA: 1413.58 SQ.FT.			CLIMATE ZONE: 07
BUILDING TYPE	☒ NONRESIDENTIAL	☐ HIGH-RISE RESIDENTIAL	☐ HOTEL/MOTEL GUEST ROOM	
PHASE OF CONSTRUCTION	☒ NEW CONSTRUCTION	☐ ADDITION	☐ ALTERATION	☐ UNCONDITIONED (File Affidavit)
METHOD OF ENVELOPE COMPLIANCE	☒ COMPONENT	☐ OVERALL ENVELOPE	☐ PERFORMANCE	

STATEMENT OF COMPLIANCE

This Certificate of Compliance lists the building features and performance specifications needed to comply with Title 24, Parts 1 and 6 of the California Code of Regulations. This certificate applies only to building envelope requirements.

The Principal Envelope Designer hereby certifies that the proposed building design represented in this set of construction documents is consistent with the other compliance forms and worksheets, with the specifications, and with any other calculations submitted with this permit application. The proposed building has been designed to meet the envelope requirements contained in sections 110, 116 through 118, and 143 or 149 of Title 24, Part 6, Chapter 1.

Please check one:

☒ I hereby affirm that I am eligible under the provisions of Division 3 of the Business and Professions Code to sign this document as the person responsible for its preparation; and that I am a civil engineer or architect.

☐ I affirm that I am eligible under the exemption to Division 3 of the Business and Professions Code by Section 5537.2 of the Business and Professions Code to sign this document as the person responsible for its preparation; and that I am a licensed contractor preparing documents for work that I have contracted to perform.

☐ I affirm that I am eligible under the exemption to Division 3 of the Business and Professions Code by Section ____ of the ____ Code to sign this document as the person responsible for its preparation; and for the following reason: ____

PRINCIPAL ENVELOPE DESIGNER - NAME	SIGNATURE	JC NO.	DATE
MILFORD WAYNE DONALDSON		C20193	10-28-94

ENVELOPE MANDATORY MEASURES

Indicate location on plans of Note Block for Mandatory Measures: A0.1

INSTRUCTIONS TO APPLICANT

For detailed instructions on the use of this and all Energy Efficiency Standards compliance forms, please refer to the Nonresidential Manual published by the California Energy Commission.
ENV-1: Required on plans for all submittals. Part 2 may be incorporated in schedules on plans.
ENV-2: Used for all submittals; choose appropriate version depending on method of envelope compliance.
ENV-3: Optional. Use if default U-values are not used. Choose appropriate version for assembly U-value to be calculated.

Nonresidential Compliance Form — December 1991

SYMBOLS

- INTERIOR ELEVATION TARGET — DETAIL NO. / ELEVATION NO. / DWG. NO.
- DETAIL TARGET — DETAIL NO. / DWG. NO.
- WALL TYPE TARGET (SEE SHT. A2.3) — WALL TYPE NO.
- DOOR TYPE TARGET (SEE SHT A2.2) — DOOR NO.
- BUILDING SECTION TARGET — SECTION NO. / DWG. NO.
- ROOM NO. TARGET (SEE SHT. A2.1) — ROOM NO.
- 0'-0" DATUM ELEVATION TARGET — ELEVATION / TARGET
- GENERAL NOTE TARGET — GEN. NOTE NO.
- WINDOW TYPE TARGET (SEE SHEET A1.3) — WINDOW LETTER

SHEET INDEX

A0.1	GENERAL NOTES
A1.2	FLOOR PLAN
A1.3	ROOF PLAN
A1.4	ELEVATIONS WEST/NORTH
A1.5	ELEVATIONS EAST/SOUTH
A1.6	BUILDING SECTIONS
A1.7	CEILING PLAN
A2.1	ROOM FINISH SCHEDULE
	DOOR SCHEDULE
	DOOR DETAILS
A2.2	DOOR DETAILS
	WINDOW DETAILS
A2.3	WALL TYPES
	EXTERIOR TRIM DETAILS
A2.4	EXTERIOR TRIM DETAILS
	ROOF DETAILS
A2.5	INTERIOR ELEVATIONS
A2.6	INTERIOR DETAILS
	TILE PATTERNS
A3.1	TROLLEY SHELTER & DETAILS
A3.2	BUS SHELTER & DETAILS
S1.1	GENERAL NOTES
S1.1A	GENERAL NOTES
S1.2	TYPICAL DETAILS
S2.1	FOUNDATION PLAN
S2.2	ROOF FRAMING PLAN
S2.3	UPPER ROOF FRAMING PLAN
S2.4	CEILING FRAMING PLAN
S3.1	WALL ELEVATIONS
S4.1	FOUNDATION DETAILS
S5.1	FRAMING DETAILS
S5.2	FRAMING DETAILS
S5.3	FRAMING DETAILS
S6.1	PLANS @ SHELTER
M1.1	NOTES, SYMBOLS, SCHEDULES, DETAILS & TITLE 24
M2.1	MECHANICAL FLOOR PLAN
P1.1	NOTES, SYMBOLS, SCHEDULES, DETAILS & CALC'S
P2.1	PLUMBING FLOOR PLAN
P3.1	PIPING DIAGRAMS
E1.1	LEGENDS AND FIXTURE SCHEDULE
E2.1	ELECTRICAL FLOOR PLAN
E3.1	PANEL SCHEDULE, DETAILS, SHELTER
F50.1	FLOOR PLAN
F50.2	EQUIPMENT SCHEDULE
F50.3	PLUMBING LOCATIONS
F50.4	ELECTRIC LOCATIONS
F50.5	EXHAUST HOOD DETAILS

A3.3 EQUIP. SHELTER 142
A3.4

AS BUILT — Walter H. Hall — Contract No. LRT-522 — Date 1-4-97

ISSUED FOR CONSTRUCTION — OCT 11 1995 — DATE: — BY: — C.O. No. 028

MWD PROJ. # 9122

MILFORD WAYNE DONALDSON, ARCHITECT — 846 FIFTH AVENUE, SUITE 300, SAN DIEGO, CALIFORNIA 92101, HISTORIC GASLAMP QUARTER

NO.	DATE	REVISIONS	BY	CHK	APRV
1	10-13-95	REVISIONS PER MTDB			
	4-95	CONFORMED			

PARSONS DE LEUW

LICENSED ARCHITECT — MILFORD WAYNE DONALDSON — C20193 — 8/31/95 — STATE OF CALIFORNIA

DESIGNED BY	D. LAIRD
DATE	7-24-92
DRAWN BY	
CHECKED BY	M.W.D
DATE	10-28-94 / 8-6-92
MTDB PRJ.ENG.	

MTDB
Metropolitan Transit Development Board
1255 Imperial Avenue, Suite 1000, San Diego, CA. 92101-7490 (619) 231-1466

LIGHT RAIL GUIDEWAY PROJECT
San Diego

GENERAL NOTES

SCALE	NO SCALE
MTDB CONTRACT NO.	LRT 552
DRAWING NO.	A0.1
SHEET NO.	114

182

MTS DOC NO. PWL355.0-22, WO/A355-AE-75

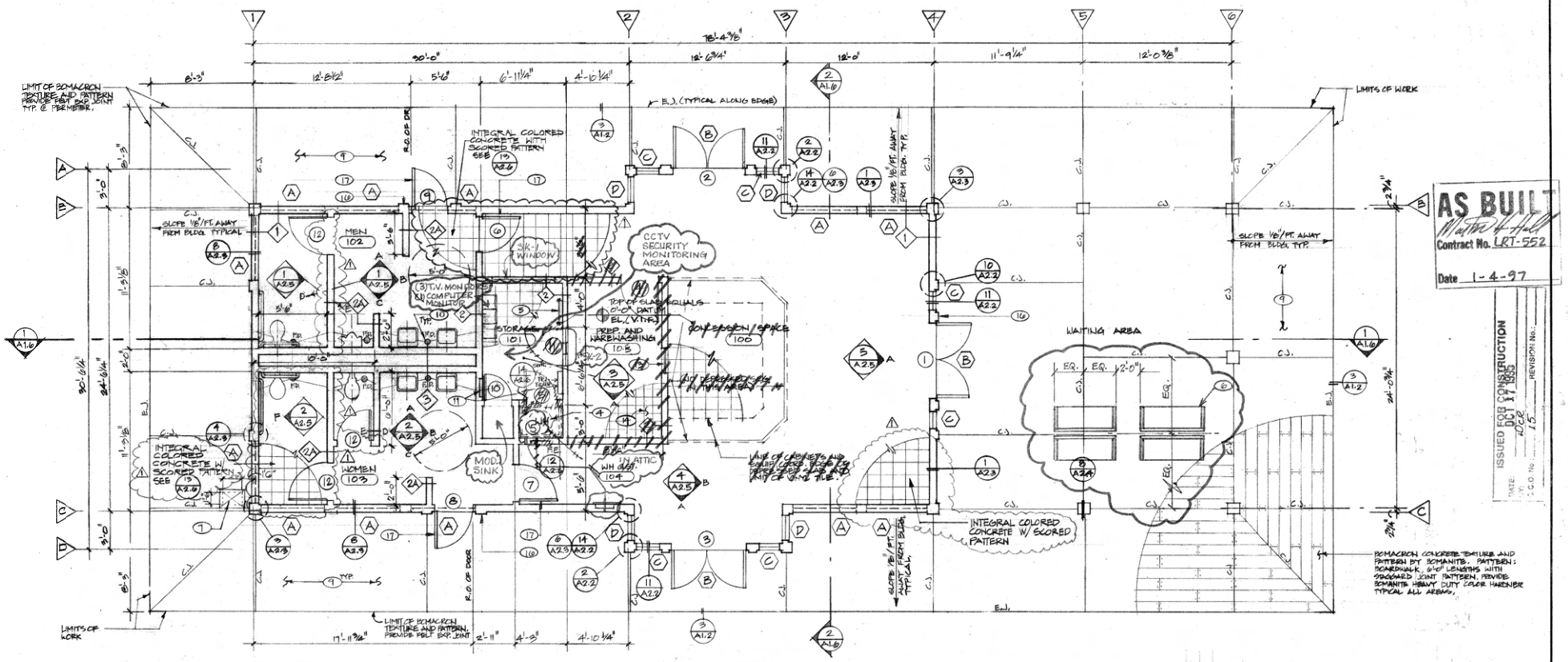

AS BUILT
Contract No. LRT-552
Date 1-4-97

ISSUED FOR CONSTRUCTION
DATE: OCT 17 1995
BY: DCR
C.O. No.: 15
REVISION No.:

DEPOT FLOOR PLAN

SCALE 1/4" = 1'-0"

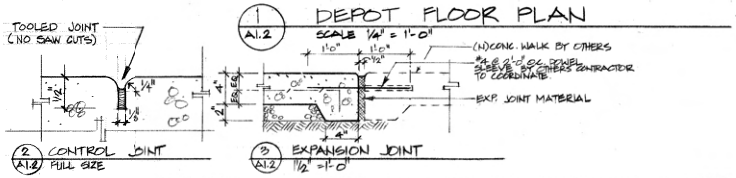

2 CONTROL JOINT
A1.2 FULL SIZE

3 EXPANSION JOINT
A1.2 1 1/2" = 1'-0"

GENERAL NOTES

1. 2" DEPRESSED SLAB IN RM'S 100, 102 AND 103
2. ~~COIN OPERATED TELEPHONES (TYP. OF 4) PEDESTAL MOUNTED MANUF. BY PHILLIPS & BROOKS MODEL NO. PC-1 (BRONZE) SUPPLIED AND INSTALLED BY PACIFIC BELL. CONTRACTOR TO PROVIDE ELEC. & TEL. STUB CUTS ALONG W/ ANCHOR BOLTS AND THK SLAB.~~
3. WINDOW DETAIL TARGETS ON BUILDING ELEV.
4. WATER HEATER ON SHELF ABV. (SHOWN DASHED) SEE 4/A2.6. (INSTALLED IN ATTIC)
5. METAL ACCESS LADDER SEE 11/A2.6.
6. ~~WOOD BENCH (TYP. OF 6) DESIGNED BY KTU&A. FOR CONC. ANCHOR (TYP. OF 4/BENCH) SEE 4/A1.6.~~ AS-BUILT INSTALL QTY. 4 BENCHES
7. CAST IN PLACE CONC. VAULT WITH CAST CONC. LID TO REC. SAME PAVING PATTERN AND TEXT. AS ADJACENT WALK. SEE 5/A1.6. CONTRACTOR TO VERIFY SIZE WITH PLUMBING PRIOR TO FORM WK.
8. TYPICAL CONTROL JOINT (C.J.) SEE 2/A1.2.
9. TYPICAL CONCRETE WALK ON 2" LEVELING BED OF GRAVEL. COORDINATE SLOPES AND EDGE COND'S WITH FLAT WORK BY OTHERS.
10. SET TOP OF FLOOR DRAIN AT -1 1/4" FROM DATUM. PROVIDE SLOPE TO DRAINS, TYPICAL.
11. ELECTRIC PANEL, MAINTAIN CONTINUOUS LINE OF GYP. BD. WHERE PANEL IS RECESSED INTO WALL, SIM. TO 12/A2.6. PROVIDE BLK'G OR BACKING AS REQ. (TEL. EQUIP. SIM.)
12. ~~SEE FS DRAWINGS FOR DETAILS RELATED TO FURNITURE, FIXTURES AND EQUIPMENT FOR ROOMS 100, 101 AND 105.~~
13. PASS-THRU OPENING, CENTER'D ON WALL.
14. 8"x8"x3/4" QUARRY FLOOR TILE WITH 4"x8"x3/4" COVED CONT. BASE. SEE TILE COUNCIL OF AMER. NO. F112-93 FOR INSTALLATION.
15. ~~DOUBLE DRINKING FOUNTAIN, ONE H.O. ACCESSABLE, ONE AT NORMAL HEIGHT - SEE DETAIL 6/A2.5.~~
16. INTERNATIONAL SYMBOL OF ACCESSABILITY - SEE DETAIL 6/A3.2 (TYPICAL OF 3)
17. RESTROOM SIGN ON DOOR - SEE DETAIL 7/A3.2 (2 MEN, 2 WOMEN)

MWP PROJ. NO. 9122

MILFORD WAYNE DONALDSON ARCHITECT
KAY FIRTH ATTICUS & KEITH LAND
SAN DIEGO, CALIFORNIA 92101
HISTORIC GASLAMP QUARTER

NO.	DATE	REVISIONS	BY	CHK	APRV
1	10-13-95	CHANGES PER CCO #46 4-12-96 REMOVED RM. 101			
	4-95	CONFIRMED			

PARSONS DE LEUW

LICENSED ARCHITECT MILFORD WAYNE DONALDSON C20193 8/31/96 STATE OF CALIFORNIA

DESIGNED BY D. LAIRD	DATE 1-24-92
DRAWN BY	
CHECKED BY MWD	10-28-94 8-6-92
MTDB PRJ. ENG.	

MTDB
Metropolitan Transit Development Board
1255 Imperial Avenue, Suite 1000, San Diego, CA. 92101-7490 (619) 231-1466

LIGHT RAIL GUIDEWAY PROJECT
San Diego

FLOOR PLAN

SCALE AS NOTED
MTDB CONTRACT NO. LRT 552
DRAWING NO. A1.2
SHEET NO. 115

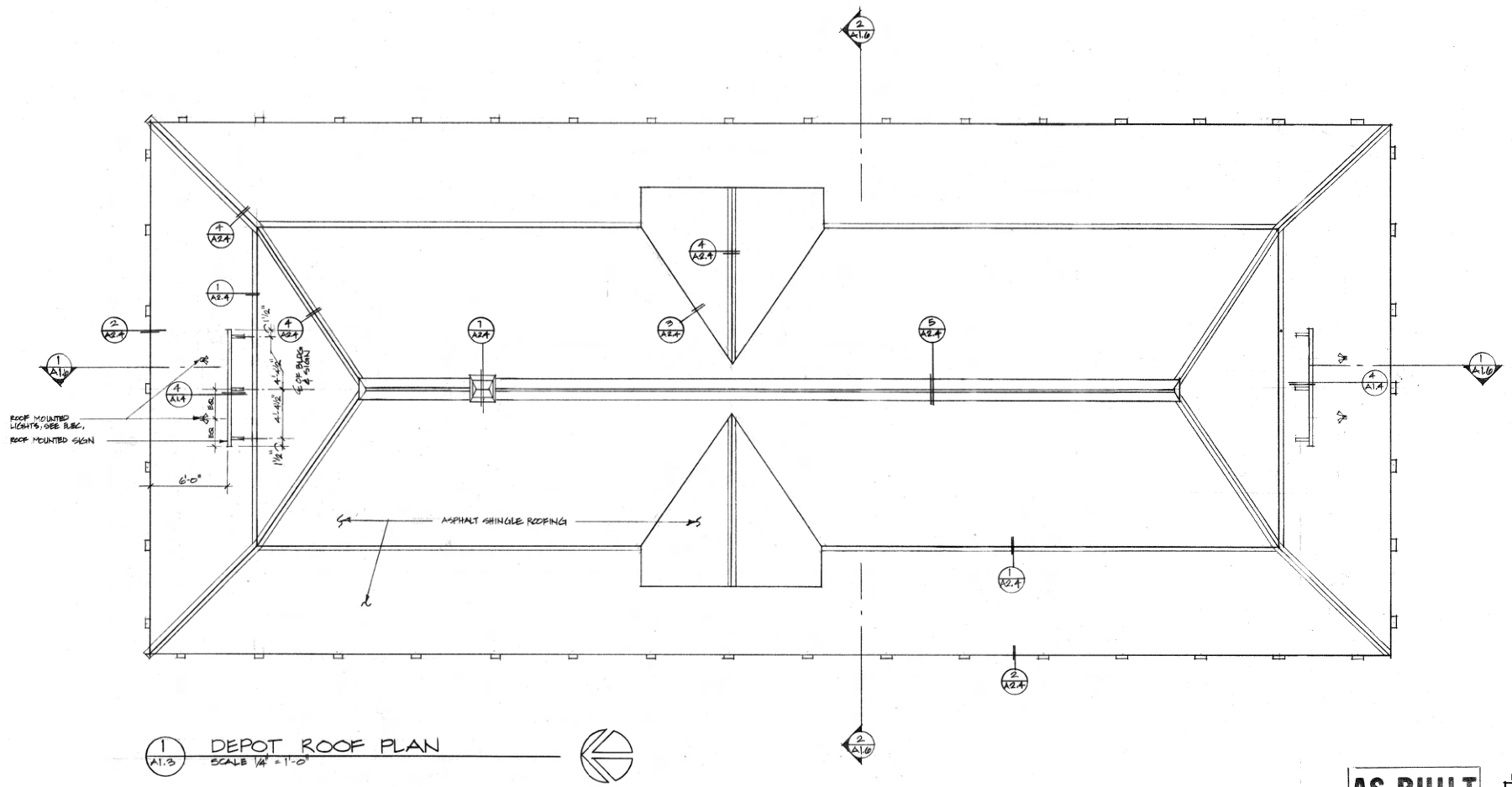

1 A1.3 DEPOT ROOF PLAN
SCALE 1/4" = 1'-0"

ISSUED FOR CONSTRUCTION
DATE: 08/17/95
BY:
C.C.O. No.:
REVISION No.: 15

AS BUILT
Contract No. LRT-552
Date 1-4-97

MWD PROJ. NO. 9122

NO.	DATE	REVISIONS	BY	CHK	APRV
4	4-95	Col Formed			

PARSONS DE LEUW

LICENSED ARCHITECT MILFORD WAYNE DONALDSON C20193 8/31/93 STATE OF CALIFORNIA

DESIGNED BY	D. LAIRD	DATE 7-24-92
DRAWN BY		
CHECKED BY	MWD	10-28-94 8-6-92
MTDB PRJ.ENG.		

MTDB
Metropolitan Transit Development Board
1255 Imperial Avenue, Suite 1000, San Diego, CA. 92101-7490 (619) 231-1466

LIGHT RAIL GUIDEWAY PROJECT
San Diego

ROOF PLAN

SCALE AS NOTED
MTDB CONTRACT NO. LRT 552
DRAWING NO. A1.3
SHEET NO. 116

184

MTS DOC NO. PWL355.0-22, WOA355-AE-75

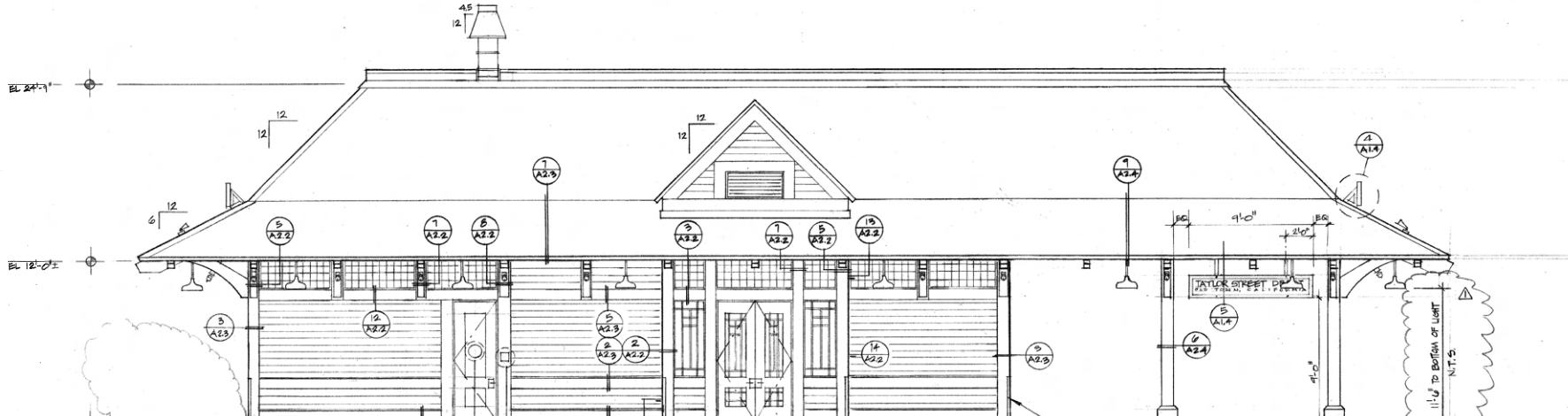

1 A1.4 WEST ELEVATION
SCALE 1/4" = 1'-0"

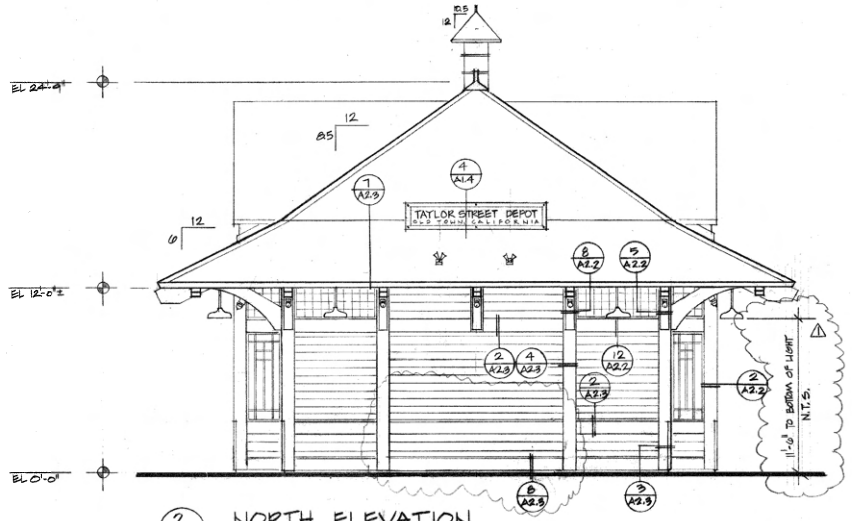

2 A1.4 NORTH ELEVATION
SCALE 1/4" = 1'-0"

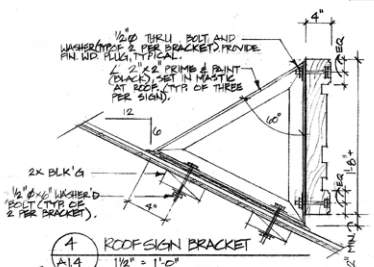

4 A1.4 ROOF SIGN BRACKET
1 1/2" = 1'-0"

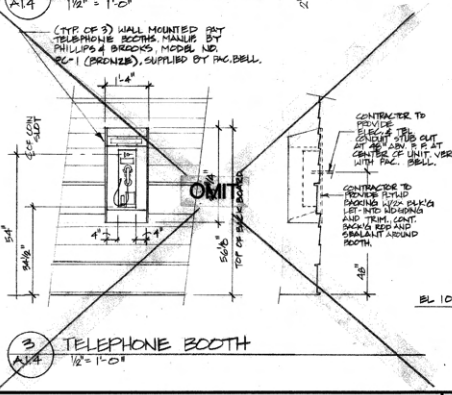

3 A1.4 TELEPHONE BOOTH
1/2" = 1'-0"

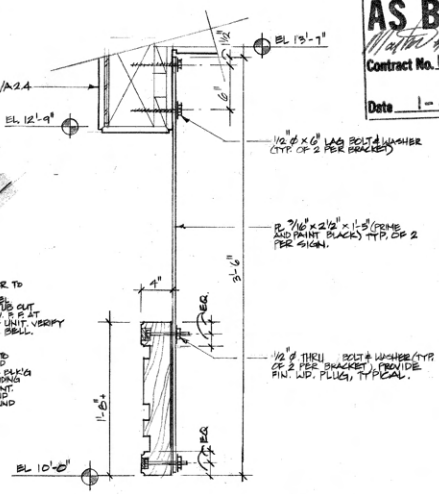

5 A1.4 SUSPENDED SIGN BRACKET
1 1/2" = 1'-0"

AS BUILT
Contract No. LRT-552
Date 1-4-97

ISSUED FOR CONSTRUCTION
DATE: JULY 17 1995
P.C.O. No.: 225
REVISION NO.

MWD PROJ. NO. 9122

NO.	DATE	REVISIONS	BY	CHK	APRV
1	10-15-95				
	4-95	Col Relabeled			

PARSONS DE LEUW

LICENSED ARCHITECT CLIFFORD WAYNE DOWDEN C20193 8/31/93 STATE OF CALIFORNIA

DESIGNED BY	D. LAIRD	DATE 7-24-92
DRAWN BY		
CHECKED BY	MWD	10-28-94 8-6-92
MTDB PRJ. ENG.		

MTDB
Metropolitan Transit Development Board
1255 Imperial Avenue, Suite 1000, San Diego, CA. 92101-7490 (619) 231-1466

LIGHT RAIL GUIDEWAY PROJECT
San Diego

ELEVATIONS WEST/NORTH

SCALE AS NOTED
MTDB CONTRACT NO. LRT 552
DRAWING NO. A1.4
SHEET NO. 117

WILFORD WAYNE DOWDEN ARCHITECT
REGISTERED ARCHITECT STATE OF CALIFORNIA
SAN DIEGO COUNTY HISTORIC LANDMARK NO. 181
HISTORIC GASLAMP QUARTER

185

MTS DOC NO. PWL355.0-22, WOA355-AE-75

NOTE: FOR CUSTOM WOOD WINDOWS "C" & "D" SEE DWG. S1.1A SHT. 130 FOR AS-BUILT INFO.

WINDOW SCHEDULE

WINDOW #/TYPE	WIDTH	HEIGHT	TYPE	GLASS	HEAD	JAMB	SILL	REMARKS:
A	5'-0"	2'-0"	FIXED	TEMP.	4/A2.2	8/A2.2	12/A2.2	"LEADED" GLASS
B	6'-0"	2'-0"	FIXED	TEMP.	4/A2.2	7/A2.2	11/A2.2	"LEADED" GLASS
C	1'-6"	5'-0"	FIXED STACKED	TEMP.	3/A2.2	6/A2.2	11/A2.2	
	1'-6"	2'-0"		TEMP.	4/A2.2	7/A2.2	3/A2.2	"LEADED" GLASS
D	2'-0"	5'-6"	FIXED STACKED	TEMP.	3/A2.2	6/A2.2	11/A2.2	
	2'-0"	2'-0"		TEMP.	4/A2.2	7/A2.2	3/A2.2	"LEADED" GLASS

NOTES:
1. CONTRACTOR TO COORDINATE ALL ROUGH OPENINGS WITH WINDOW MANUFACTURER AND FRAMING CONTRACTOR PRIOR TO CONSTRUCTION.
2. SEE EXTERIOR ELEVATIONS FOR DETAILS AT SPECIFIC LOCATIONS.
3. ALL WINDOWS TO BE ALUMINUM CLAD, WOOD FRAME PER SPECIFICATIONS.

WINDOW TYPES

A B C D

SIM. TO 1/A1.4 FOR PARTIAL ELEV. NOT SHOWN

11'-0" TO BOTTOM OF LIGHT N.T.S.

3'0" HIGH CORNER GUARD (POWDER COAT TO MATCH TRIM) PER DETAIL 3/A2.3 TYP.

1 / A1.5 EAST ELEVATION (SEE 1/A1.4 FOR DETAIL TARGETS)
SCALE 1/4" = 1'-0"

EL 24'-9"
EL 12'-0"
EL 0'-0"
SUSPENDED SIGN (TYP. OF 2)

2 / A1.5 SOUTH ELEVATION (SECTION AT WAITING AREA)
SCALE 1/4" = 1'-0"

TAYLOR STREET DEPOT OLD TOWN, SAN DIEGO, CA.

3 / A1.5 SOUTH ELEVATION
SCALE 1/4" = 1'-0"

AS BUILT
Matter of Hall
Contract No. LRT-552
Date 1-4-97

ISSUED FOR CONSTRUCTION
JUL 17 1995
DATE:
BY:
C.O.O. No.:

M.W.D. PROJ. NO. 9122

MILFORD WAYNE DONALDSON ARCHITECT

NO.	DATE	REVISIONS	BY	CHK	APRV
⚠	10-13-95				
	4-95	CONFORMED			

PARSONS DE LEUW

LICENSED ARCHITECT MILFORD WAYNE DONALDSON C20193 8/31/93 STATE OF CALIFORNIA

DESIGNED BY D. LAIRD	DATE 1-24-92
DRAWN BY	
CHECKED BY MWD	10-28-94 8-6-92
MTDB PRJ.ENG.	

MTDB
Metropolitan Transit Development Board
1255 Imperial Avenue, Suite 1000, San Diego, CA. 92101-7490 (619) 231-1466

LIGHT RAIL GUIDEWAY PROJECT
San Diego

ELEVATIONS EAST/SOUTH

SCALE AS NOTED
MTDB CONTRACT NO. LRT 552
DRAWING NO. A1.5
SHEET NO. 118

MTD DOCUMENT NO. PW.355.022.WOA355-AE-2

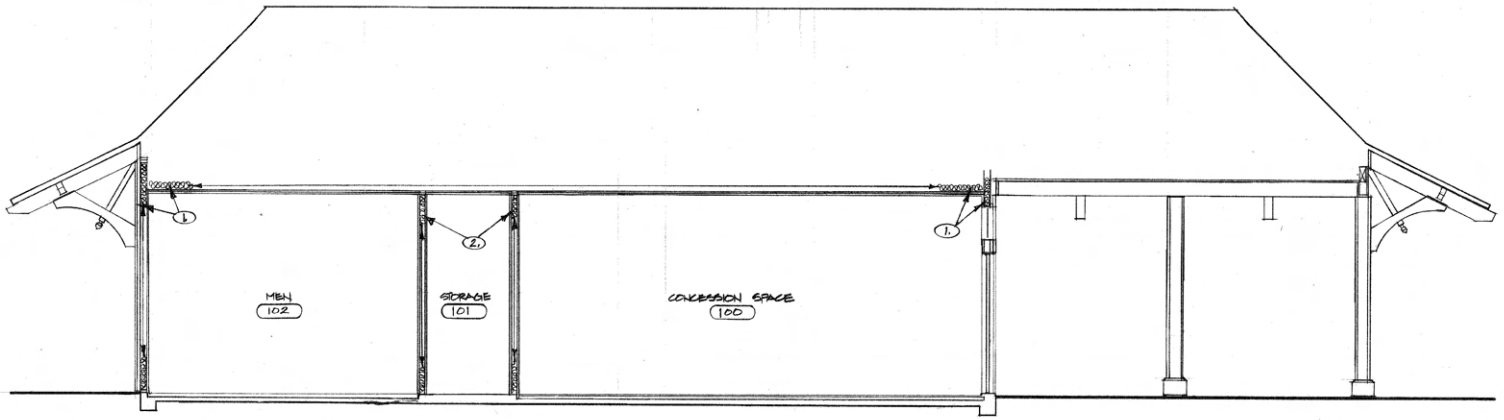

1 A1.6 BUILDING SECTION (NORTH/SOUTH)
SCALE 1/4" = 1'-0"

NOTES
1. - R 19 INSULATION AT ALL EXTERIOR WALLS AND INTERIOR CEILINGS TYPICAL (SEE WALL TYPES SHT. A2.9).
2. - 3½" THERMAL FIBER SOUND ATTENUATION BLANKET AT INTERIOR WALLS TYPICAL (SEE WALL TYPES SHT. A2.9).

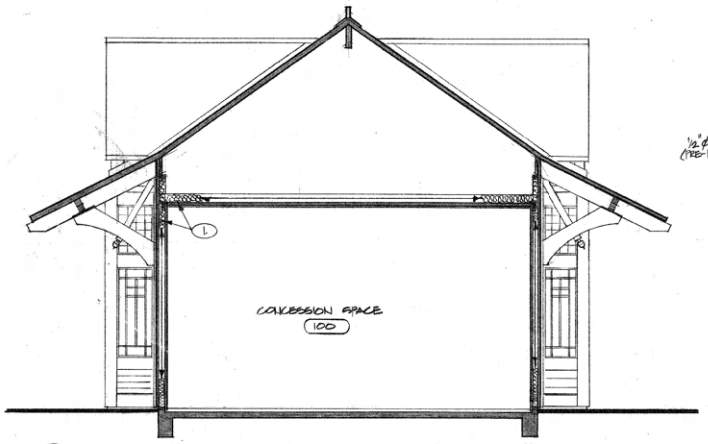

2 A1.6 BUILDING SECTION (WEST/EAST)
SCALE 1/4" = 1'-0"

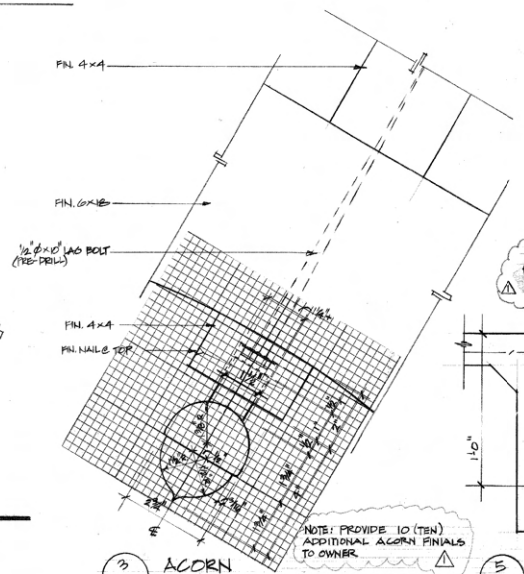

3 A1.6 ACORN
HALF FULL SIZE (SEE 7/A2.3 TYPICAL)

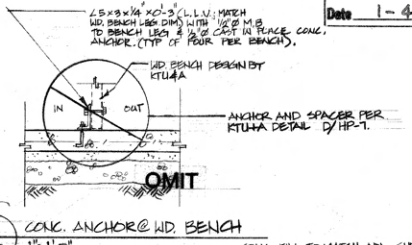

4 A1.6 CONC. ANCHOR @ WD. BENCH
1" = 1'-0"

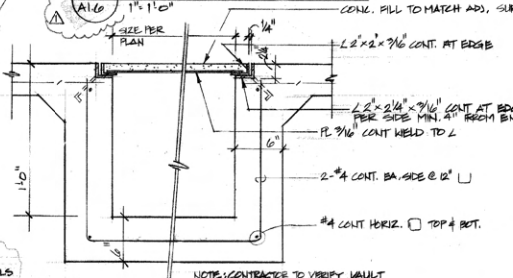

5 A1.6 CONC. VAULT
1½" = 1'-0"

AS BUILT
Contract No. LRT-552
Date 1-4-97

ISSUED FOR CONSTRUCTION
DATE:
BY:
G.C.D. No.:
REVISION No.

MWD PROJ. NO. 9122

NO.	DATE	REVISIONS	BY	CHK	APRV
⚠	10-13-95				
	4-95	CONFORMED			

PARSONS DE LEUW

LICENSED ARCHITECT — MILFORD WAYNE DONALDSON — C20193 — 8/31/93 — STATE OF CALIFORNIA

DESIGNED BY D. LAIRD	DATE 7-24-92
DRAWN BY	
CHECKED BY MWD	10-28-94 8-6-92
MTDB PRJ. ENG.	

MTDB
Metropolitan Transit Development Board
1255 Imperial Avenue, Suite 1000, San Diego, CA. 92101-7490 (619) 231-1466

LIGHT RAIL GUIDEWAY PROJECT
San Diego

BUILDING SECTIONS

SCALE AS NOTED
MTDB CONTRACT NO. LRT 552
DRAWING NO. A1.6
SHEET NO. 119

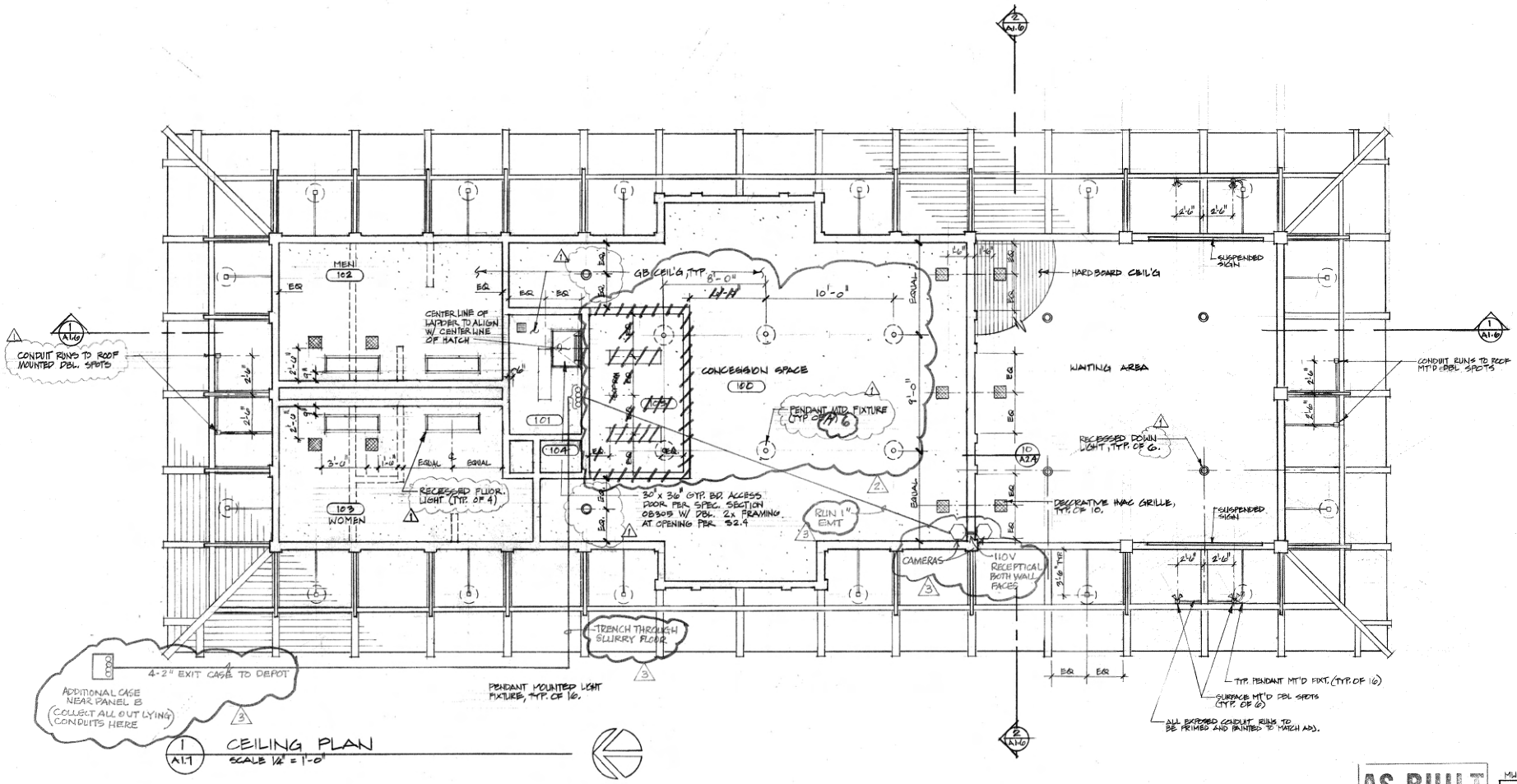

1 A1.7 CEILING PLAN
SCALE 1/4" = 1'-0"

ISSUED FOR CONSTRUCTION
DATE: OCT 17 1995
BY: JOCE
C.O. No.: 15
REVISION No.

AS BUILT
Contract No. LRT-552
Date 1-7-97

MWD PROJ. NO. 9122

MILFORD WAYNE DONALDSON ARCHITECT
848 FIFTH AVENUE SUITE 200 SAN DIEGO, CALIFORNIA 92101 HISTORIC GAS LAMP QUARTER

3 AS-BUILT PER CCO#31

NO.	DATE	REVISIONS	BY	CHK	APRV
1	10-13-95				
2	4-12-96	AS-BUILT TO CCO# 46 REMOVE RM. 105			
	4-95	CONFORMED			

PARSONS DE LEUW

LICENSED ARCHITECT MILFORD WAYNE DONALDSON C20193 8/31/93 STATE OF CALIFORNIA

DESIGNED BY D. LAIRD	DATE 7-24-92
DRAWN BY	
CHECKED BY MWD	10-28-94 8-6-92
MTDB PRJ.ENG.	

MTDB
Metropolitan Transit Development Board
1255 Imperial Avenue, Suite 1000, San Diego, CA. 92101-7490 (619) 231-1466

LIGHT RAIL GUIDEWAY PROJECT
San Diego

CEILING PLAN

SCALE AS NOTED
MTDB CONTRACT NO. LRT 552
DRAWING NO. A1.7
SHEET NO. 120

MTS DOC NO. PWL355.0-22, WOA355-AE-75

ROOM FINISH SCHEDULE

ROOM NO.	ROOM NAME	FLOOR MAT.	BASE MAT.	WALL MAT.	WALL FIN.	CEILING MAT.	CEILING FIN.	CEILING HGT.	REMARKS
100	CONCESSION SPACE	CC	W	GB/WC	P	GB/WC	P	12'-11"	SANDFLOAT FIN.
101	STORAGE	VT	RB	WRGB	P, T	GB	P, T	"	
102	MEN	CC	CC	PCP	T	GB	P, T	"	SANDFLOAT FIN. / STRUCT. OVERHEAD
103	WOMEN	CC	CC	PCP	T	GB	P, T	"	" "
104	WH CLOSET	VT	RB	WRGB	P, T	GB	P, T	"	
105	PREP + WAREWASHING	CT	CT	WRGB	P, T	GB	P, T	"	

ROOM FINISH SCHEDULE ABBREVIATIONS AND NOTES

FLOOR MATERIALS
CC - COLORED CONC.
VT - VINYL TILE
W - WOOD

BASE MATERIALS
CC - COLORED CONC.
RB - RUBBER BASE (6")
W - WOOD (12/A2.1)

WALL MATERIALS
PCP - PORTLAND CEMENT PLASTER
GB - GYPSUM BOARD
WRGB - WATER RESISTANT GYP. BD.
WCR - WOOD CHAIR RAIL (10/A2.1)

CEILING MATERIALS
GB - GYPSUM BOARD
WC - WOOD CROWN (11/A2.1)

FINISHES
P - PAINT
T - TEXTURED

10 A2.1 CHAIR RAIL 3" = 1'-0"
11 A2.1 CROWN 3" = 1'-0"
12 A2.1 BASE 3" = 1'-0"
13 A2.1 DOOR PLINTH 3" = 1'-0"

DOOR SCHEDULE

DOOR NO./TYPE	DOOR WIDTH	DOOR HEIGHT	DOOR MAT.	GLASS	FRM TYPE	FIRE RATG	HDWR SET	HEAD DETAIL	JAMB DETAIL	THRES. DETAIL	REMARKS
1/A	6'-0"	8'-10"	W, C	T	MTL	—	HW 1	1/A2.2	6/A2.2	9/A2.2	19/A2.1
2/A	6'-0"	8'-10"	W, C	T	MTL	—	HW 1	↓	↓	↓	19/A2.1
3/A	6'-0"	8'-10"	W, C	T	MTL	—	HW 1	↓	↓	↓	19/A2.1
4/B	3'-0"	8'-11"	MTL	—	MTL	—	HW 2	5/A2.1	5/A2.1	8/A2.1	PR. LOUVER SEE 14/A2.1
5/B	2'-8"	8'-11"	MTL	—	MTL	—	HW 3	5/A2.1	5/A2.1	—	
6/B	3'-0"	8'-11"	MTL	—	MTL	—	HW 4	3/A2.1	6&9/A2.1	7/A2.6	SEE 14/A2.1 (DOOR LOUVER) AND 7/A9.3 (DOOR SIGN)
7/B	3'-0"	8'-11"	MTL	—	MTL	—	HW 4	3/A2.1	6&9/A2.1	7/A2.6	SEE 14/A2.1 (DOOR LOUVER) AND 7/A9.3 (DOOR SIGN)
8/C	3'-0"	8'-11"	MTL	—	MTL	—	HW 5	1/A2.1	4&7/A2.1	2/A2.1	SEE 7/A9.2 (DOOR SIGN)
9/C	3'-0"	8'-11"	MTL	—	MTL	—	HW 5	1/A2.1	4&7/A2.1	2/A2.1	SEE 7/A9.2 (DOOR SIGN)
10/B	2'-6"	8'-11"	MTL	—	MTL	—	HW 3	5/A2.1	5/A2.1	—	
11/B	3'-0"	8'-11"	MTL	—	MTL	—	HW 2	5/A2.1	5/A2.1	—	
12/B	3'-0"	10'-8"	MTL	—	MTL	—	HW 6	6/A2.1 (SIM)	6/A2.1 (SIM)	—	TOTAL OF 3 DOORS

DOOR SCHEDULE ABBREVIATIONS AND NOTES

DOOR AND FRAME MATERIALS
MTL - STEEL
W - WOOD
C - CLAD

GLASS
T - SAFETY

NOTE: FOR CUSTOM STILE AND RAIL WOOD DOORS #1, 2 AND 3 (TYPE "A") SEE DWG 91.1A, SHT. 130 FOR AS-BUILT INFO.

GLASS (GLASS TYPE G-2)

A B MTL C MTL

14 A2.1 FULL SIZE

MTL DR.
PLANTED BORDER
ALUMN. LOUVER, NO VIEW, PRE MECH. SPEC.
LOUVER OPENING SIDES PER MECH.
CONCESSION SPACE SIDE OF DOOR

1 A2.1 DOOR HEAD (EXTERIOR) 3" = 1'-0"
2 A2.1 DOOR THRESHOLD (EXTERIOR) 3" = 1'-0"
3 A2.1 DOOR HEAD (INTERIOR) 3" = 1'-0"
4 A2.1 DOOR JAMB (EXTERIOR) 3" = 1'-0"
5 A2.1 DOOR JAMB (HEAD SIM. / INTERIOR) 3" = 1'-0"
6 A2.1 DOOR JAMB (INTERIOR) 3" = 1'-0"
7 A2.1 DOOR JAMB (EXTERIOR) 3" = 1'-0"
8 A2.1 DOOR THRESHOLD (INTERIOR) 3" = 1'-0"
9 A2.1 DOOR JAMB 3" = 1'-0"

AS BUILT
Walter & Hall
Contract No. LRT-552
Date 1-4-97

ISSUED FOR CONSTRUCTION
DATE: 10/17/1995
BY: JGE
REVISION No.: 1.5
CC&D No.:

MWD PROJ. NO. 9122

NO.	DATE	REVISIONS	BY	CHK	APRV
1	10.13.95				
	4.95	CONFORMED			

PARSONS DE LEUW

LICENSED ARCHITECT — CLIFFORD WAYNE JOHNSTON — C20193 — 8/31/93 — STATE OF CALIFORNIA

DESIGNED BY	D. LAIRD	7-24-92
DRAWN BY		
CHECKED BY	MWD	10-28-94 / 8-6-92
MTDB PRJ.ENG.		

MTDB
Metropolitan Transit Development Board
1255 Imperial Avenue, Suite 1000, San Diego, CA. 92101-7490 (619) 231-1466

LIGHT RAIL GUIDEWAY PROJECT
San Diego

ROOM FINISH SCHEDULE
DOOR SCHEDULE
DOOR DETAILS

SCALE	AS NOTED
MTDB CONTRACT NO.	LRT 552
DRAWING NO.	A2.1
SHEET NO.	121

MTS DOC NO. PWL355\122\WDA355A2E75

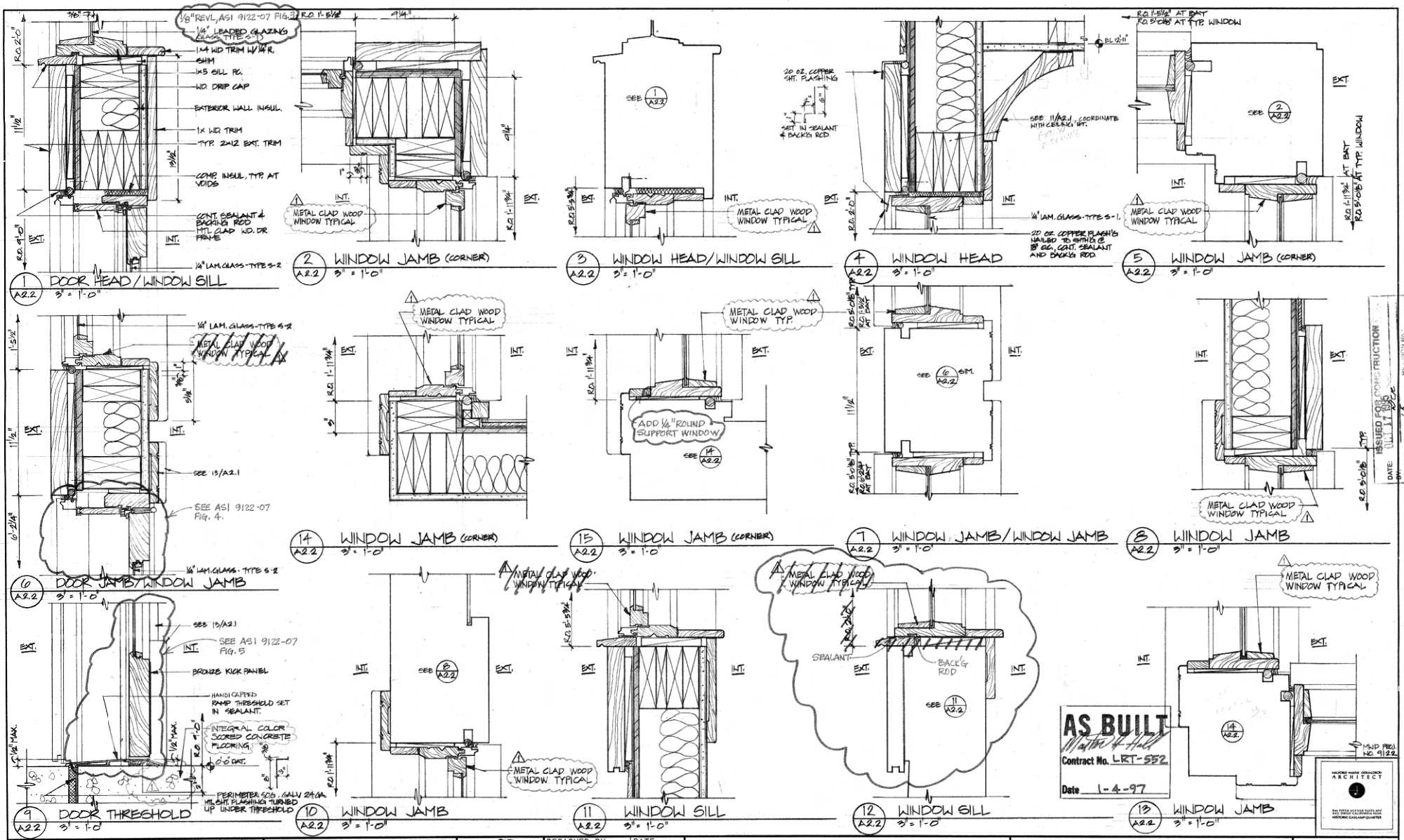

NO.	DATE	REVISIONS	BY	CHK	APRV
1	10-13-95				
	4-95	CONFIRMED			

PARSONS DE LEUW

LICENSED ARCHITECT — MILFORD WAYNE DONALDSON — C20193 — 8/31/00 — STATE OF CALIFORNIA

DESIGNED BY	D. LAIRD	DATE 7-24-92
DRAWN BY		
CHECKED BY	MWD	10-28-94 8-6-92
MTDB PRJ. ENG.		

MTDB
Metropolitan Transit Development Board
1255 Imperial Avenue, Suite 1000, San Diego, CA. 92101-7490 (619) 231-1466

LIGHT RAIL GUIDEWAY PROJECT
San Diego

DOOR DETAILS
WINDOW DETAILS

SCALE	AS NOTED
MTDB CONTRACT NO.	LRT 552
DRAWING NO.	A2.2
SHEET NO.	122

ISSUED FOR CONSTRUCTION
DATE: 11-17-95
C.C.O. No. 15

MILFORD WAYNE DONALDSON ARCHITECT

MWD PROJ. NO. 9122

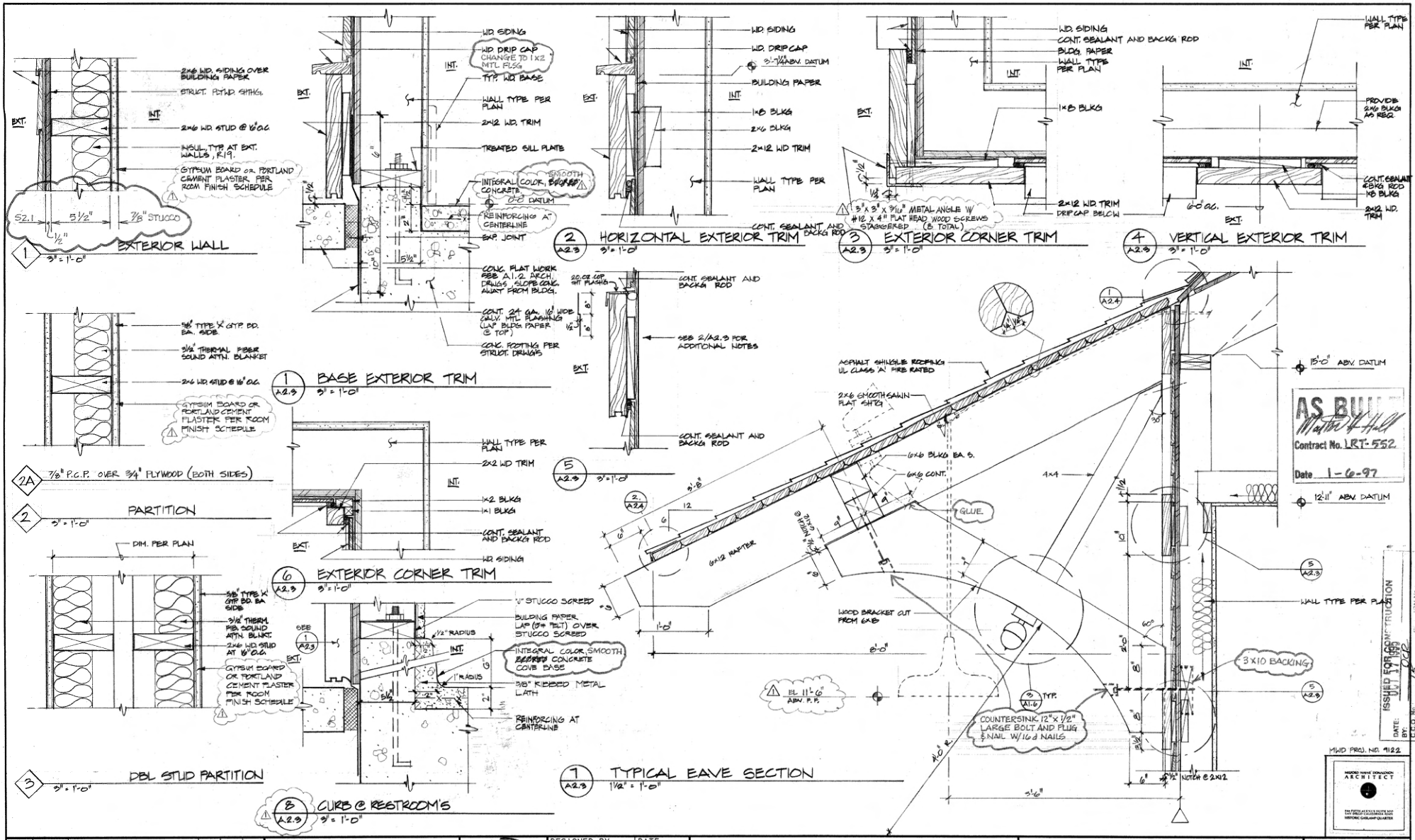

NO.	DATE	REVISIONS	BY	CHK	APRV
1	10-13-95				
	4.95	CONFORMED			

PARSONS DE LEUW

LICENSED ARCHITECT CLIFFORD WAYNE DONALDSON C20193 8/31/93 STATE OF CALIFORNIA

DESIGNED BY	P. LAIRD	DATE 1-24-92
DRAWN BY		
CHECKED BY	MWD	10-28-94 8-6-92
MTDB PRJ.ENG.		

MTDB
Metropolitan Transit Development Board
1255 Imperial Avenue, Suite 1000, San Diego, CA. 92101-7490 (619) 231-1466

LIGHT RAIL GUIDEWAY PROJECT
San Diego

WALL TYPES
EXTERIOR TRIM DETAILS

SCALE AS NOTED
MTDB CONTRACT NO. LRT 552
DRAWING NO. A2.3
SHEET NO. 123

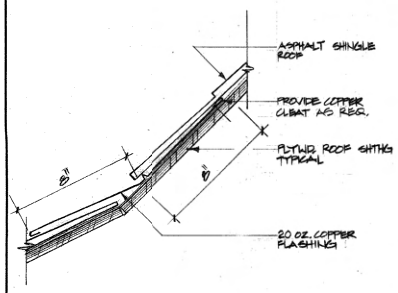

1 A2.4 ROOF FLASHING 3" = 1'-0"

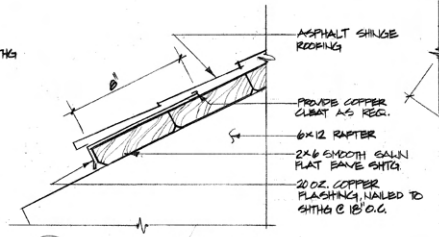

2 A2.4 ROOF FLASHING 3" = 1'-0"

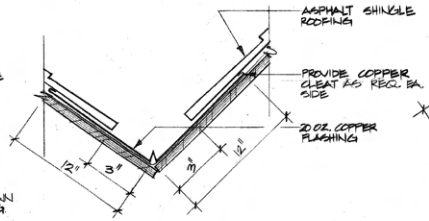

3 A2.4 VALLEY FLASHING 3" = 1'-0"

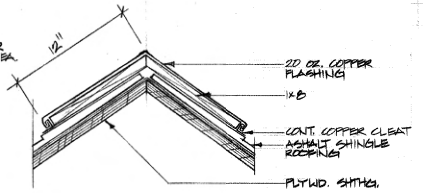

4 A2.4 RIDGE FLASHING 3" = 1'-0"

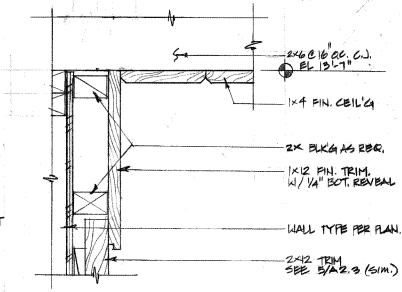

10 A2.4 WOOD SOFFIT 3" = 1'-0"

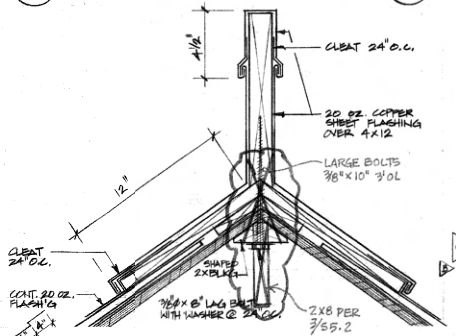

5 A2.4 RIDGE FLASHING 3" = 1'-0"

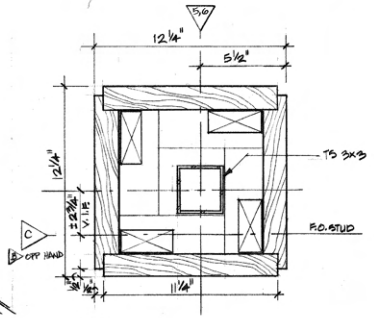

6 A2.4 COLUMN 3" = 1'-0"

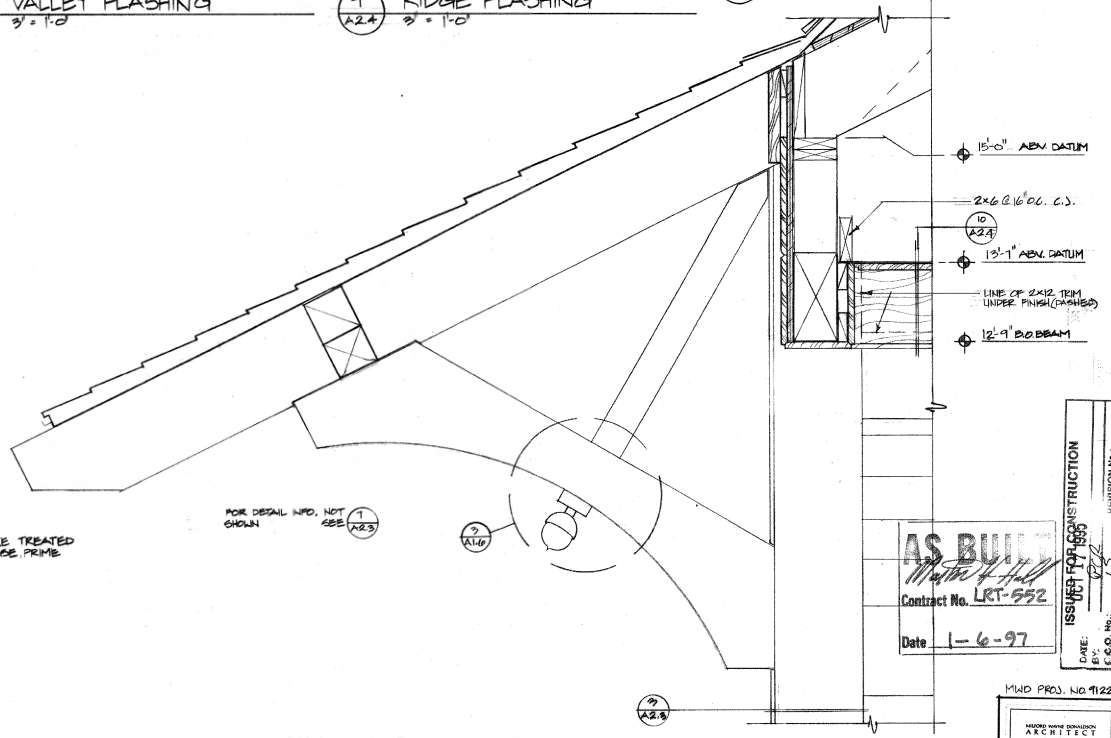

9 A2.4 TYPICAL EAVE SECTION 1 1/2" = 1'-0"

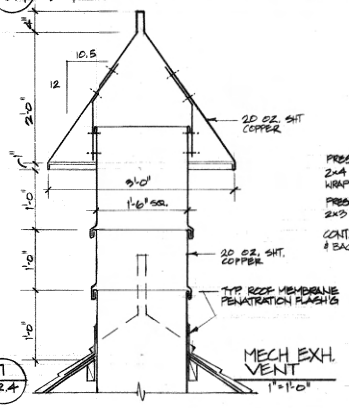

7 A2.4 MECH EXH. VENT 1" = 1'-0"

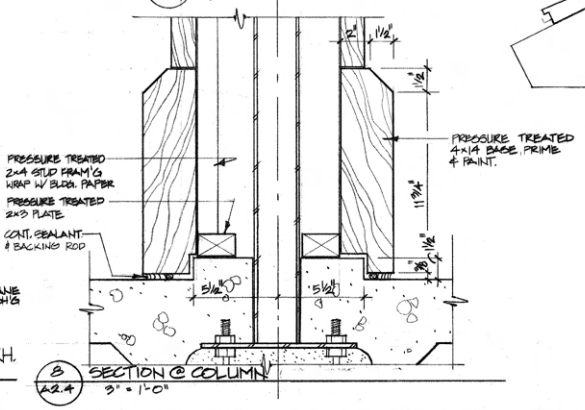

8 A2.4 SECTION @ COLUMN 3" = 1'-0"

AS BUILT
Contract No. LRT-552
Date 1-6-97

ISSUED FOR CONSTRUCTION OCT 17 1995

REVISION No.: DATE: BY: C.C.O. No.:

MWD PROJ. NO. 9122

RICHARD WAYNE DONALDSON ARCHITECT

NO.	DATE	REVISIONS	BY	CHK	APRV
	4-95	CONFORMED			

PARSONS DE LEUW

LICENSED ARCHITECT RICHARD WAYNE DONALDSON C20193 8/31/93 STATE OF CALIFORNIA

DESIGNED BY	P. LAIRD	DATE 7-24-92
DRAWN BY		
CHECKED BY	MWD	10-28-94 8-6-92
MTDB PRJ. ENG.		

MTDB
Metropolitan Transit Development Board
1255 Imperial Avenue, Suite 1000, San Diego, CA. 92101-7490 (619) 231-1466

LIGHT RAIL GUIDEWAY PROJECT
San Diego

EXTERIOR TRIM DETAILS
ROOF DETAILS

SCALE	AS NOTED
MTDB CONTRACT NO.	LRT 552
DRAWING NO.	A2.4
SHEET NO.	124

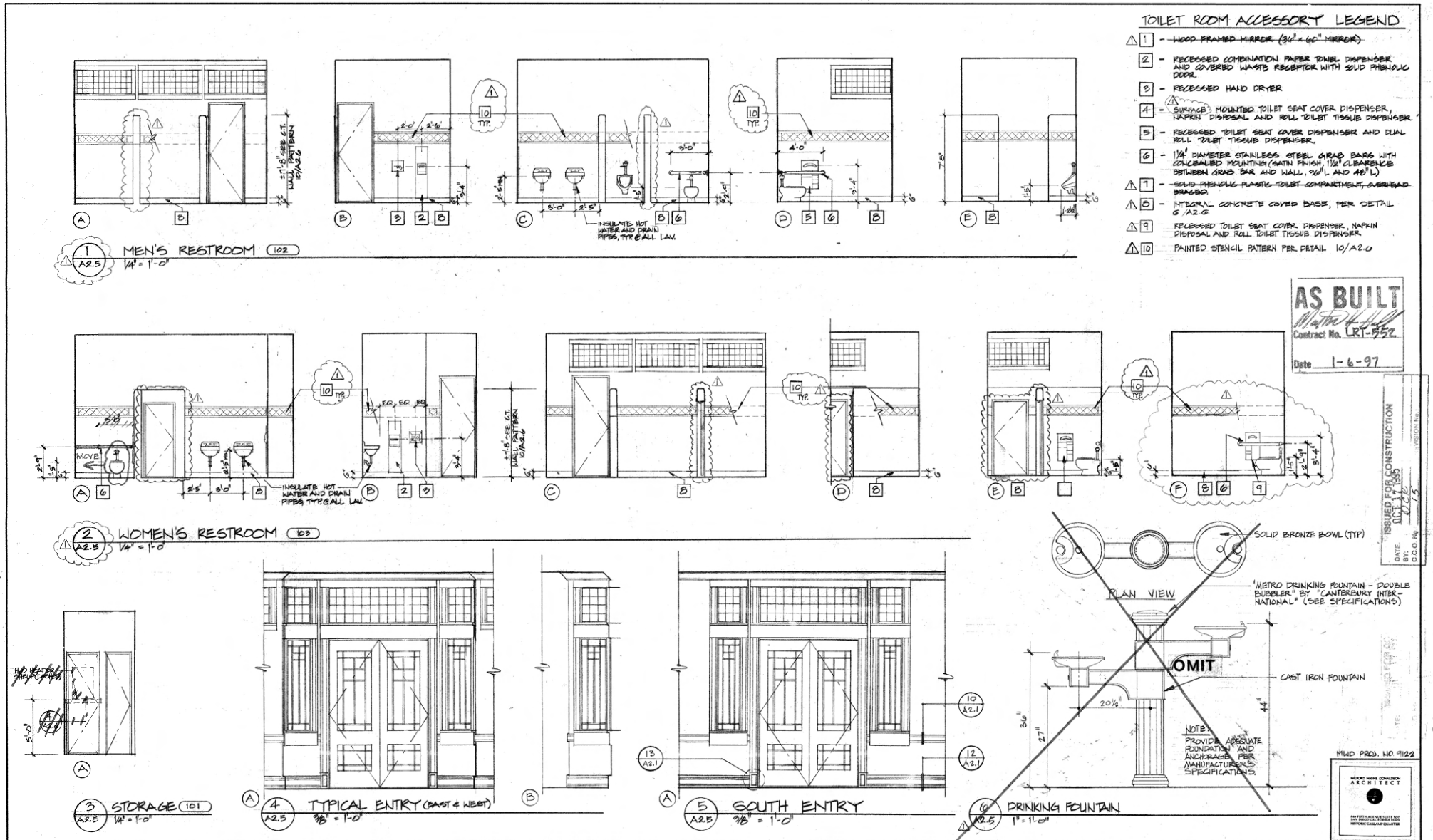

NO.	DATE	REVISIONS	BY	CHK	APRV
1	10-13-95				
	4.95	CONFORMED			

PARSONS DE LEUW

LICENSED ARCHITECT MILFORD WAYNE DONALDSON C20193 8/31/93 STATE OF CALIFORNIA

DESIGNED BY P. LAIRD	DATE 7.24.92
DRAWN BY	
CHECKED BY MWD	10-28-94 8-6-92
MTDB PRJ.ENG.	

MTDB
Metropolitan Transit Development Board
1255 Imperial Avenue, Suite 1000, San Diego, CA. 92101-7490 (619) 231-1466

LIGHT RAIL GUIDEWAY PROJECT
San Diego

INTERIOR ELEVATIONS

SCALE AS NOTED
MTDB CONTRACT NO. LRT 552
DRAWING NO. A2.5
SHEET NO. 125

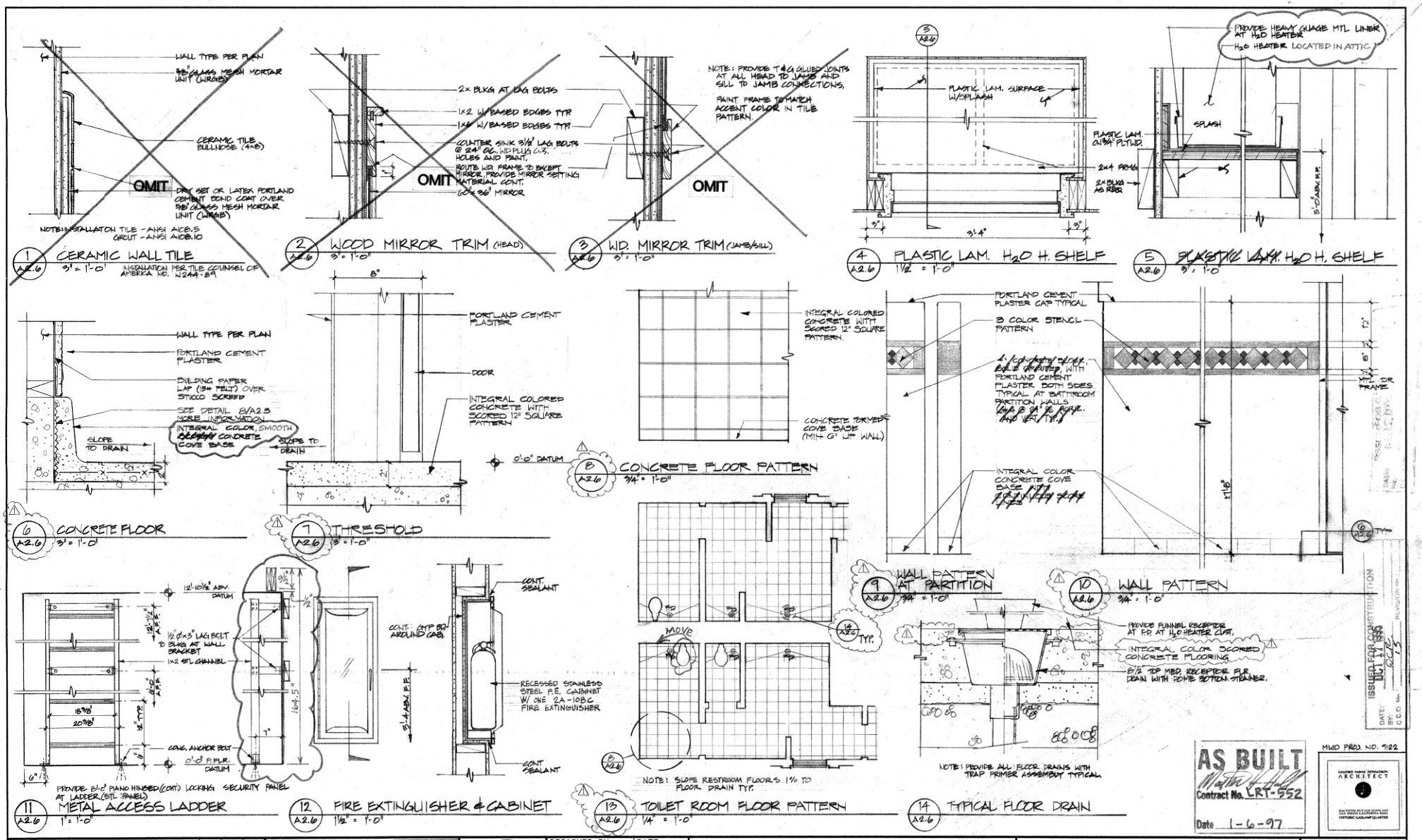

NO.	DATE	REVISIONS	BY	CHK	APRV
1	10-13-95				
	4-95	CONFORMED			

PARSONS DE LEUW

LICENSED ARCHITECT — WILFORD WAYNE GOODSON — C20193 — 8/31/93 — STATE OF CALIFORNIA

DESIGNED BY	D. LAIRD	DATE 7-24-92
DRAWN BY		
CHECKED BY	MWD	10-28-94 / 8-6-92
MTDB PRJ.ENG.		

MTDB
Metropolitan Transit Development Board
1255 Imperial Avenue, Suite 1000, San Diego, CA. 92101-7490 (619) 231-1466

LIGHT RAIL GUIDEWAY PROJECT
San Diego

INTERIOR DETAILS
TILE PATTERNS

SCALE	AS NOTED
MTDB CONTRACT NO.	LRT 552
DRAWING NO.	A2.6
SHEET NO.	126

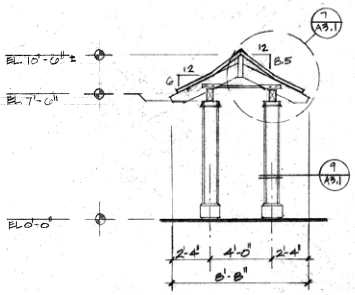

1 A3.1 SECTION AT TROLLEY SHELTER
SCALE 1/4" = 1'-0"

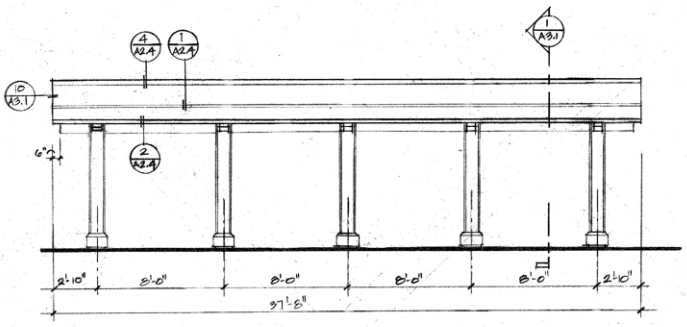

2 A3.1 TROLLEY SHELTER ELEVATION
SCALE 1/4" = 1'-0"

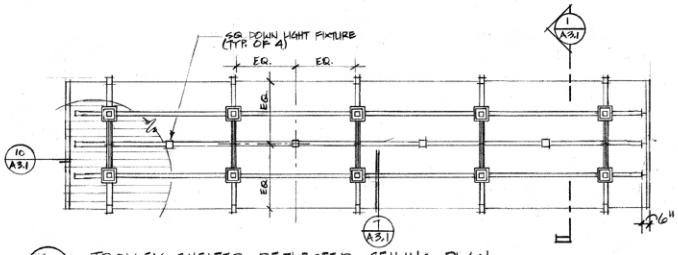

6 A3.1 TROLLEY SHELTER REFLECTED CEILING PLAN
1/4" = 1'-0"

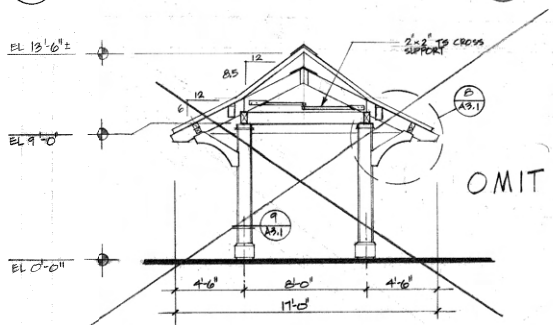

3 A3.1 ENTRANCE PORTAL SECTION
SCALE 1/4" = 1'-0"

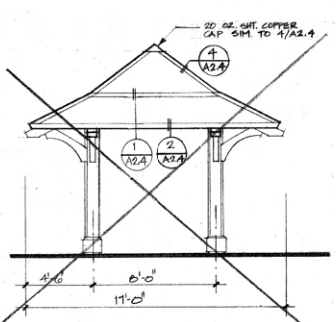

4 A3.1 ENTRANCE PORTAL ELEVATION
SCALE 1/4" = 1'-0"

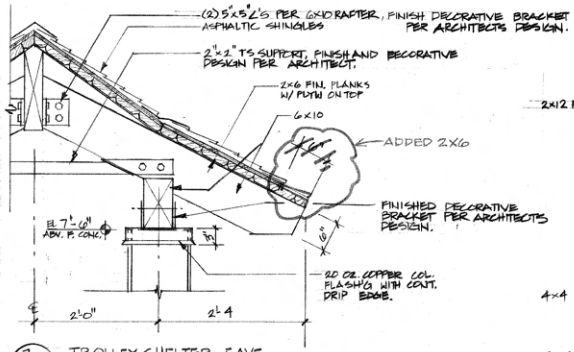

7 A3.1 TROLLEY SHELTER EAVE
1" = 1'-0"

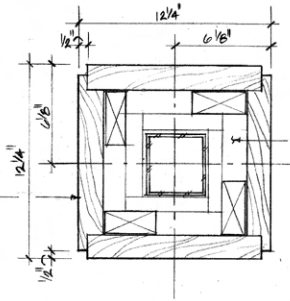

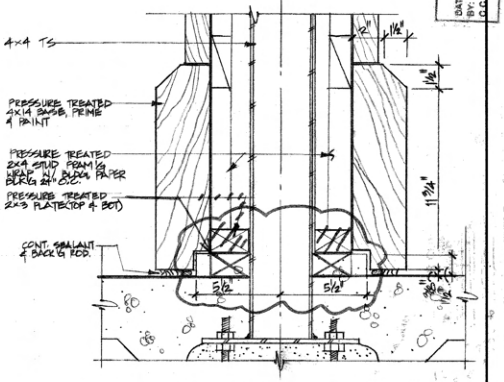

9 A3.1 TYP. COLUMN @ TROLLEY SHELTER
3" = 1'-0"

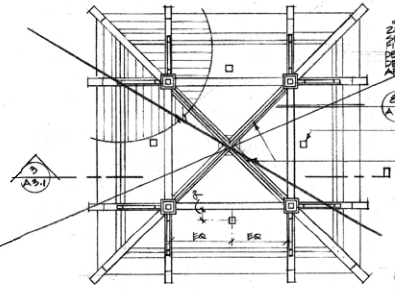

5 A3.1 ENTRANCE PORTAL REF'D CLG. PLAN
SCALE 1/4" = 1'-0"

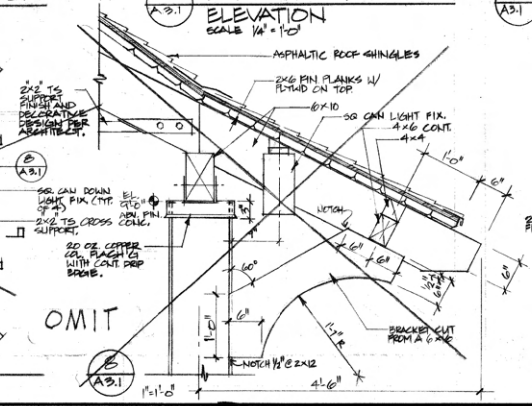

8 A3.1
1"=1'-0"

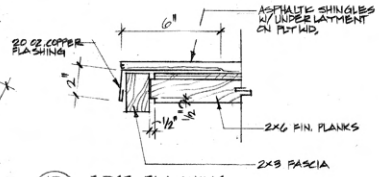

10 A3.1 EDGE FLASHING
3" = 1'-0"

ISSUED FOR CONSTRUCTION
DATE: 10-17-1995
BY: LCZ

MWD PROJ. NO. 9122

AS BUILT
Contract No. LRT-552
Date 1-6-97

NO.	DATE	REVISIONS	BY	CHK	APRV
	4-95	CONFORMED			

PARSONS DE LEUW

LICENSED ARCHITECT CLIFFORD WAYNE DOWLERSON C20193 8/31/93 STATE OF CALIFORNIA

DESIGNED BY	D. LAIRD	DATE 7-24-92
DRAWN BY		
CHECKED BY	MWD	10-28-94 8-6-92
MTDB PRJ.ENG.		

MTDB
Metropolitan Transit Development Board
1255 Imperial Avenue, Suite 1000, San Diego, CA. 92101-7490 (619) 231-1466

LIGHT RAIL GUIDEWAY PROJECT
San Diego

TROLLEY SHELTER

SCALE AS NOTED
MTDB CONTRACT NO. LRT 552
DRAWING NO. A3.1 SHEET NO. 127

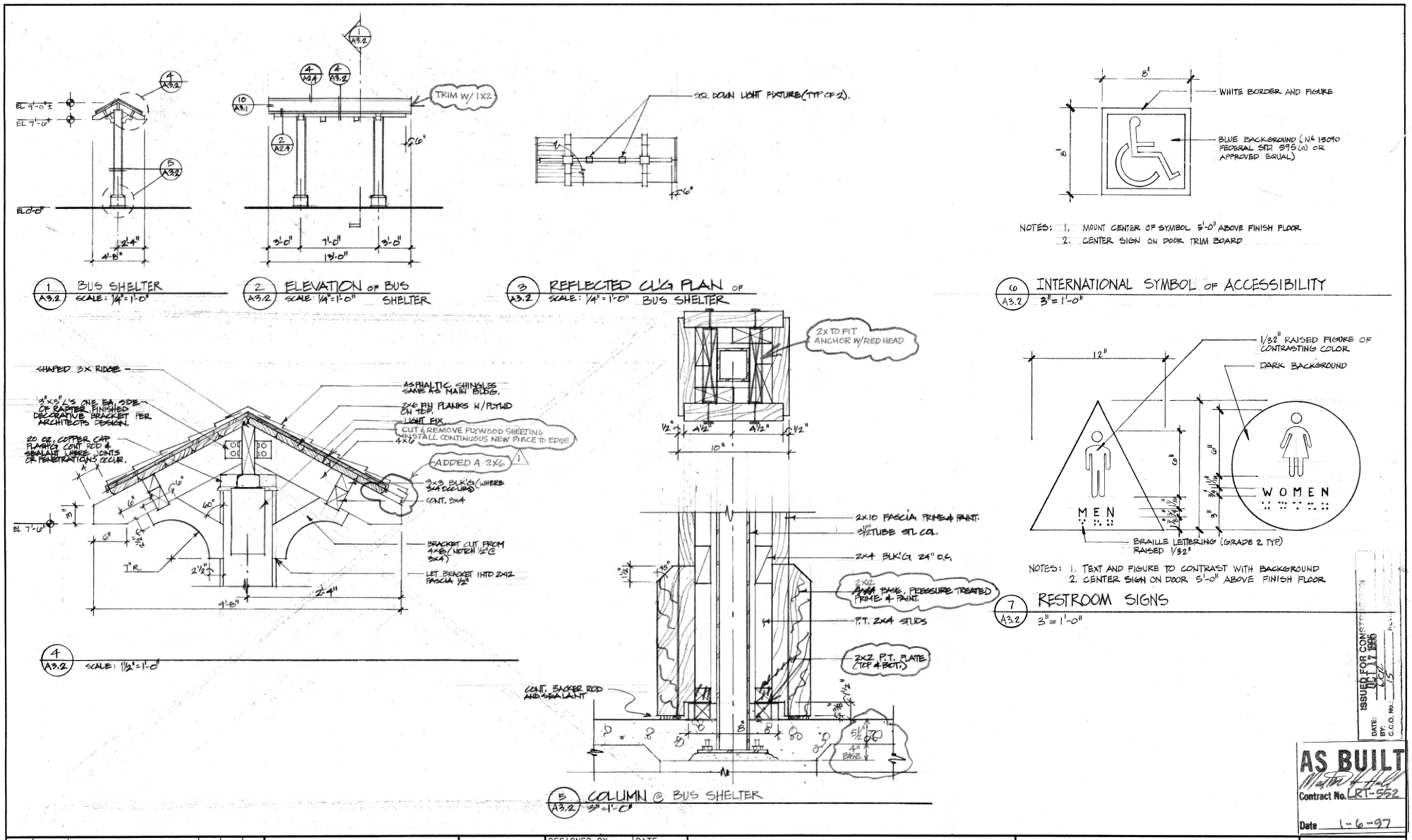

ISSUED FOR CONSTRUCTION
DATE: OCT 17 1995
BY: [illegible]
C.C.O. No.: 15

AS BUILT
Contract No. LRT-552
Date 1-6-97

NO.	DATE	REVISIONS	BY	CHK	APRV
1	3-15-96	MODIFY ROOF LINE PER CCO # 39			
	4-95	CONFORMED			

DESIGNED BY D. LAIRD	DATE 7/13/93
DRAWN BY	
CHECKED BY MWD	10-28-94
MTDB PRJ.ENG.	

MTDB
Metropolitan Transit Development Board
1255 Imperial Avenue, Suite 1000, San Diego, CA. 92101-7490 (619) 231-1466

LIGHT RAIL GUIDEWAY PROJECT
San Diego

BUS SHELTER

SCALE AS NOTED
MTDB CONTRACT NO. LRT 552
DRAWING NO. A3.2
SHEET NO. 128

GENERAL NOTES

GENERAL REQUIREMENTS

1. VERIFY ALL DIMENSIONS, ELEVATIONS AND SITE CONDITIONS BEFORE STARTING WORK. NOTIFY M.T.D.B. IMMEDIATELY OF ANY DISCREPANCIES.
2. NOTES AND DETAILS ON THE DRAWINGS TAKE PRECEDENCE OVER THE GENERAL NOTES AND TYPICAL DETAILS ON THIS SHEET IN CASE OF CONFLICT.
3. ALL MATERIALS AND WORK SHALL CONFORM TO THE REQUIREMENTS OF THE UNIFORM BUILDING CODE, 1991 EDITION (UBC), AS ADOPTED BY THE CITY OF SAN DIEGO INCLUDING AMENDMENTS.
4. WHERE CONSTRUCTION DETAILS ARE NOT SHOWN OR NOTED FOR ANY PART OF THE WORK, SUCH DETAILS SHALL BE THE SAME AS FOR SIMILAR WORK SHOWN ON THE DRAWINGS.
5. PIPES, DUCTS, SLEEVES, CHASES, ETC., SHALL NOT BE PLACED IN SLABS, BEAMS, OR WALLS UNLESS SPECIFICALLY SHOWN OR NOTED NOR SHALL ANY STRUCTURAL MEMBER BE CUT FOR PIPES, DUCTS, ETC., UNLESS SPECIFICALLY SHOWN. OBTAIN PRIOR WRITTEN APPROVAL FOR INSTALLATION OF ANY ADDITIONAL PIPES, DUCTS, ETC.
6. TAKE ALL NECESSARY PRECAUTIONS TO LOCATE AND PROTECT ANY UNDERGROUND OR CONCEALED CONDUIT, PLUMBING OR OTHER UTILITIES WHERE NEW WORK IS BEING PERFORMED.
7. CONSTRUCTION MATERIALS SHALL BE EVENLY DISTRIBUTED IF PLACED ON FRAMED ROOFS. LOADS SHALL NOT EXCEED THE ALLOWABLE LOADING FOR THE SUPPORTING MEMBERS AND THEIR CONNECTIONS.
8. THE CONTRACT DRAWINGS AND SPECIFICATIONS REPRESENT THE FINISHED STRUCTURE AND DO NOT INDICATE METHODS, PROCEDURES OR SEQUENCE OF CONSTRUCTION. TAKE NECESSARY PRECAUTIONS TO MAINTAIN AND INSURE THE INTEGRITY OF THE STRUCTURE DURING CONSTRUCTION. NEITHER THE OWNER, ARCHITECT OR ENGINEER WILL ENFORCE SAFETY MEASURES OR REGULATIONS. DESIGN, CONSTRUCT AND MAINTAIN ALL SAFETY DEVICES, INCLUDING SHORING AND BRACING, AND BE SOLELY RESPONSIBLE FOR CONFORMING TO ALL LOCAL, STATE AND FEDERAL SAFETY AND HEALTH STANDARDS, LAWS AND REGULATIONS.

DESIGN CRITERIA

1. DEAD LOADS:
   PITCHED ROOF AT INTERIOR . . . . . .25 PSF
   PITCHED ROOF AT EXTERIOR . . . . . .16 PSF
2. LIVE LOADS:
   ROOF (BASIC LIVE LOAD) . . . . . .16 PSF
3. LATERAL LOADS:

SEISMIC	V	= ZICW/Rw	V	=	0.14 W
ZONE 4	Z	= 0.4	I	=	1.0
	C	= 2.75	Rw	=	8
WIND	p	= Ce(Cq)(qs)I	p	=	13 PSF(Ce)(Cq)
EXPOSURE B	qs	= 13 PSF	I	=	1.0

FOUNDATION

1. GEOTECHNICAL INVESTIGATION: BY - WOODWARD-CLYDE CONSULTANTS, DATED - 6/7/91, NUMBER - 9051093T-G501.
2. FOUNDATION MATERIAL: SILTY TO CLAYEY SAND.
3. FOOTINGS SHALL BE FOUNDED A MINIMUM OF 18 INCHES BELOW ROUGH PAD GRADE OR 18 INCHES BELOW LOWEST ADJACENT FINISHED GRADE, WHICHEVER IS DEEPER, AND HAVE A MINIMUM WIDTH OF 12 INCHES. FOOTINGS AND SLABS SHALL BE FOUNDED ON FIRM UNDISTURBED NATURAL SOILS OR APPROVED COMPACTED FILL.
4. SOIL PRESSURES:
   SOIL BEARING 1,500 PSF COEFFICIENT OF FRICTION 0.40
5. SOIL REMOVAL AND RECOMPACTION: PER SOILS REPORT AND THE DRAWINGS. SOILS WORK SHALL BE OBSERVED AND TESTED BY THE GEOTECHNICAL ENGINEER.
6. GEOTECHNICAL ENGINEER: SHALL OBSERVE FOOTINGS BEFORE PLACEMENT OF REINFORCING OR CONCRETE. FOOTING OBSERVATION AND COMPACTION REPORTS SHALL BE SENT TO THE ARCHITECT.
7. ROOF AND AREA DRAINAGE DIRECTED AWAY FROM THE BUILDING FOUNDATIONS.
8. EXCAVATIONS SHALL BE PROPERLY BACKFILLED. BACKFILL FOR ALL RETAINING AND RESTRAINED WALLS SHALL BE PERVIOUS MATERIAL ACCEPTABLE TO THE GEOTECHNICAL ENGINEER. DO NOT PLACE BACKFILL BEHIND WALLS BEFORE THEY HAVE ATTAINED THEIR DESIGN STRENGTH. SHORE AND PROTECT WALLS FROM LATERAL LOADS UNTIL THE SUPPORTING MEMBERS ARE IN PLACE AND HAVE DEVELOPED SPECIFIED STRENGTHS.

REINFORCED CONCRETE

1. MATERIALS:

CEMENT	ASTM C 150	TYPE II
AGGREGATE	ASTM C 33	STANDARD WEIGHT
REINFORCEMENT	ASTM A 615	GRADE 60
	ASTM A 706	WELDED REINFORCEMENT
	ASTM A 185	WELDED WIRE FABRIC FLAT SHEETS

2. CONCRETE STRENGTHS: THE CONCRETE STRENGTHS SHOWN IN THE FOLLOWING TABLE ARE THE MINIMUM COMPRESSIVE STRENGTHS AT 28 DAYS; THE AGGREGATE SHOWN IS THE MAXIMUM SIZE; AND THE WATER/CEMENT RATIO IS THE MAXIMUM CONCRETE SHALL BE STANDARD WEIGHT CONCRETE (145 PCF).

ITEM OF CONSTRUCTION	STRENGTH (PSI)	AGGREGATE (INCHES)	SLUMP (INCHES)	WATER/CEMENT (GAL/SACK)
FOUNDATIONS	3,000	1-1/2	2 TO 4	7.75
SLAB ON GRADE	* 3,000	1	2 TO 3.5	6.75

* CONTINUOUS SPECIAL INSPECTION NOT REQUIRED.

3. REINFORCEMENT:
   A. DETAILING, FABRICATION AND PLACING: SHALL CONFORM TO CRSI 'MANUAL OF STANDARD PRACTICE' LATEST EDITION AND ACI 315.
   B. MINIMUM CONCRETE COVER FOR REINFORCEMENT:
      CAST AGAINST & EXPOSED TO EARTH. . . . . 3'
      EXPOSED TO EARTH OR WEATHER. . . . . 2'
      NOT EXPOSED TO WEATHER OR EARTH
      SLAB, WALLS, JOISTS. . . . . 3/4'
      SLAB ON GRADE STEEL. . . . . MID DEPTH OF SLAB
   C. PROVIDE BAR CHAIRS, SPACERS AND SAND PLATES AS REQUIRED TO MAINTAIN CONCRETE COVER.
   D. VERTICAL REINFORCEMENT: SHALL BE DOWELED TO SUPPORTING MEMBERS WITH THE SAME SIZE AND SPACING OF REINFORCEMENT AS SHOWN IN THE DRAWINGS AND GENERAL NOTES.
   E. CLEAR DISTANCE BETWEEN PARALLEL BARS IN A LAYER SHALL NOT BE LESS THAN 1-1/2 TIMES THE NOMINAL DIAMETER OF THE BARS, OR 1-1/3 TIMES MAXIMUM SIZE AGGREGATE, NOR LESS THAN 1-1/2".
   F. TACK WELDING, WELDING, HEATING OR CUTTING IS NOT PERMITTED UNLESS INDICATED ON THE DRAWINGS.
   G. 2-#4 X 4'-0" AT RE-ENTRANT CORNERS AND EACH CORNER OF RECTANGULAR HOLES IN SLABS. PLACE BARS DIAGONALLY.
   H. SPLICES IN REINFORCING: SHALL BE LAP 40 BAR DIAMETERS OR 24 INCHES WHICHEVER IS GREATER. STAGGER SPLICES UNLESS OTHERWISE NOTED, LAP SPLICES OF BOTTOM BARS STAGGERED AT LEAST 5'-0" FROM LAPS IN OTHER BOTTOM BARS. STAGGER LAP SPLICES FOR TOP BARS SIMILARLY.
   I. REINFORCING STEEL SHOP DRAWINGS: REVIEWED BY THE ARCHITECT BEFORE FABRICATION.
   J. SPACER TIES: FURNISH #3 TIES AT 32 INCHES ON CENTER IN ALL BEAMS AND FOOTINGS, UNLESS OTHERWISE NOTED.
4. CONSTRUCTION JOINTS: MINIMUM PREPARATION - SANDBLAST.
5. ANCHOR BOLTS, DOWELS AND HOLD-DOWN ANCHORS: SECURELY HELD IN PLACE PRIOR TO FOUNDATION INSPECTION.
6. PIPES, SLEEVES AND DUCTS: NOT TO BE PLACED IN WALLS, BEAMS, SLABS, FOOTINGS OR COLUMNS UNLESS SPECIFICALLY DETAILED.
7. CONDUITS IN SLABS: OUTSIDE DIAMETER LESS THAN 1/3 THE SLAB THICKNESS. PROVIDE A MINIMUM OF 6" CLEAR BETWEEN CONDUITS EXCEPT AT LOCAL OFFSETS.
8. OPENINGS: SEE ARCHITECTURAL, MECHANICAL AND ELECTRICAL DRAWINGS FOR LOCATIONS OF PIPES, DUCTS, VENTS AND SIMILAR OPENINGS.
9. CHAMFER: 3/4 INCH ON EXPOSED CORNERS.
10. ADMIXTURES: REVIEWED BY ARCHITECT, NO CALCIUM CHLORIDE.
11. SLAB-ON-GRADE JOINTS: LOCATION OF ALL CONSTRUCTION, CONTROL AND WEAKENED PLANE JOINTS NOT SPECIFICALLY INDICATED ON THE DRAWINGS SHALL BE REVIEWED BY THE ARCHITECT PRIOR TO THE PLACING OF REINFORCEMENT.
12. CONCRETE CURING: SEE SPECIAL PROVISIONS.
13. SLAB, WALL, BEAM AND COLUMN DIMENSIONS SHOWN ARE ACTUAL DIMENSIONS NOT NOMINAL DIMENSIONS (i.e. A 4 INCH SLAB IS 4 INCHES THICK NOT 3-1/2 INCHES.)
14. CONSTRUCTION JOINTS: WAIT 48 HOURS MINIMUM BETWEEN ADJACENT POURS. SEE SPECIFICATIONS FOR COMMON SURFACE PREPARATION.

STRUCTURAL STEEL

1. CODES: AISC SPECIFICATION FOR THE DESIGN, FABRICATION AND ERECTION FOR STRUCTURAL STEEL FOR BUILDINGS; STRUCTURAL WELDING CODE AWS D1.1 AND AWS D1.4.
2. MATERIALS:

STRUCTURAL SHAPES & PLATES. . .	ASTM A36	TYPICAL
TS SHAPES (TUBE COLUMNS). . . .	ASTM A500	GRADE B
MACHINE BOLTS	ASTM A307	
NUTS.	ASTM A563	HEX, GRADE A

3. HEADED AND THREADED ANCHORS: NELSON SELF FLUXED ANCHORS.
4. WELDING:
   A. ELECTRODES: CLASS E-70 XX SERIES, LOW HYDROGEN, AWS D1.1.
   B. WELDERS: CERTIFIED.
   C. WELDS: SIZES INDICATED ON DRAWINGS ARE MINIMUM STRUCTURAL WELDS. WELDS SHALL BE INCREASED TO MEET MINIMUMS REQUIRED BY AISC TABLES 1.17.2A AND 1.17.2B. FIELD WELDING MAY BE REQUIRED TO FACILITATE CONSTRUCTION.
5. NON-SHRINK GROUT: 7,000 PSI NON-SHRINK PER ASTM C109.
6. SHOP DRAWINGS: REVIEWED BY THE ARCHITECT BEFORE FABRICATION.
7. BOLT HOLES:
   TYPICAL BOLTS - 1/16 INCH OVERSIZED
   ANCHOR BOLTS - 3/16 INCH OVERSIZED
8. EXPOSED STEEL: HOT DIP GALVANIZED.

TIMBER

1. GRADE STAMPED DOUGLAS FIR/LARCH (SEE LUMBER GRADES).
2. TOP PLATES: TWO PIECES, SAME SIZE AS STUDS, STAGGER SPLICES 4'-0" MINIMUM.
3. SOLID BLOCKING (WALLS): TWO INCH FULL WIDTH BLOCKING (FIRE STOPS) IN ALL STUD WALLS AND FURRED SPACES SO THAT MAXIMUM DIMENSION OF ANY CONCEALED SPACE IS NOT OVER 10 FEET.
4. FULL-DEPTH SOLID BLOCKING OR CROSS BRACING SHALL BE INSTALLED AT INTERVALS NOT EXCEEDING 8 FEET FOR ALL JOISTS AND RAFTERS 2x12 AND DEEPER.
5. NAILS: COMMON WIRE UNLESS OTHERWISE NOTED. PENETRATION PER TABLE NO. 25-G OF THE UBC. DISTANCES TO THE EDGE OR END OF THE WOOD AND CENTER TO CENTER SPACING OF NAILS SHALL NOT BE LESS THAN ONE-HALF THE REQUIRED PENETRATION. HOLES FOR NAILS, WHERE NECESSARY TO PREVENT SPLITTING, SHALL BE SUB-DRILLED TO A DIAMETER NOT MORE THAN 3/4 OF THE NAIL DIAMETER.
6. WASHERS: BOLTS, LAGS AND NUTS SHALL BE FITTED WITH CUT STEEL WASHERS.
7. BOLTS: SHALL BE NOT LESS THEN 7 BOLT DIAMETERS FROM THE END AND 4 DIAMETERS FROM THE EDGE. BOLT HOLES SHALL BE 1/32 INCH LARGER THAN THE BOLT DIAMETER. ALL NUTS SHALL BE TIGHTENED WHEN INSTALLED AND RE-TIGHTENED AT THE COMPLETION OF WORK OR BEFORE CLOSING IN. THREAD PROJECTION SHALL BE 1/16 INCH MINIMUM. BOLTS SHALL BE CENTERED IN SLOTTED HOLES.
8. LAG SCREWS: PRE-DRILL WITH A BIT SIZE 60% TO 75% OF THE SHANK DIAMETER FOR THE THREADED PORTION. LEAD HOLE TO BE THE SAME LENGTH AS THE UN-THREADED SHANK AND THE SAME DIAMETER AS THE SHANK. SCREW ALL LAGS INTO PLACE.
9. SILL BOLTS: PROVIDE 5/8 INCH DIAMETER ANCHOR BOLTS WITH A MINIMUM OF 7 INCHES EMBEDMENT INTO THE CONCRETE AND WITHIN 9 INCHES OF EACH END OF EACH SILL PLATE. SPACE ANCHORS AT 48 INCHES ON CENTER U.O.N. WITH A MINIMUM OF 2 ANCHORS EACH SILL PLATE.
10. PRESSURE TREATED WOOD (UBC STANDARD 25-12): FOUNDATION PLATES AND SILLS ON CONCRETE SLABS AND FOUNDATIONS, WHICH ARE IN DIRECT CONTACT WITH EARTH, SHALL BE TREATED WOOD. NEWLY EXPOSED SURFACES RESULTING FROM FIELD CUTTING, BORING, OR HANDLING ABUSE SHALL BE FIELD TREATED IN ACCORDANCE WITH AWPA M-4.
11. FRAMING CONNECTORS: SIMPSON STRONG-TIE, CATALOG C-94H-1. ICBO APPROVED AND INSTALLED ACCORDINGLY. EQUIVALENT CONNECTORS MANUFACTURED BY SILVER METAL PRODUCTS, K.C. METALS CO., OR HARLEN METAL PRODUCTS, IF USED, SUBMITTED WITH CATALOG AND ICBO REPORTS TO THE ARCHITECT FOR REVIEW.
12. CUTTING AND NOTCHING: DO NOT CUT, BORE, COUNTERSINK OR NOTCH WOOD MEMBERS EXCEPT WHERE SHOWN IN THE DETAILS. HOLES THROUGH SILLS, PLATES, STUDS AND DOUBLE PLATES IN WALLS SHALL NOT EXCEED 1/3 THE MEMBER WIDTH AND SHALL BE LOCATED IN THE CENTER OF THE MEMBER.
13. PARTITIONS: DOUBLE JOISTS UNDER ALL PARALLEL PARTITIONS AND 2X SOLID BLOCKING UNDER PERPENDICULAR PARTITIONS.
14. END SUPPORT: ROOF AND FLOOR JOISTS OVER 4 INCHES DEEP SHALL HAVE THEIR ENDS HELD IN POSITION WITH:
    FULL DEPTH SOLID BLOCKING.
    NAILED BRIDGING.
    NAILING OR BOLTING TO OTHER FRAMING MEMBERS.
    APPROVED JOIST HANGERS.
15. ALL EXPOSED STEEL TIMBER CONNECTORS, BOLTS, NUTS AND WASHERS SHALL BE GALVANIZED.

LUMBER GRADES DOUGLAS FIR/LARCH

COMPLY WITH PS 20, AMERICAN SOFTWOOD LUMBER STANDARD AND STANDARD GRADING RULES NO. 16 OF THE WEST COAST LUMBER INSPECTION BUREAU. 19% MAXIMUM MOISTURE CONTENT AT TIME OF PLACEMENT.

1. LIGHT FRAMING, BLOCKING STUDS (10'-0" MAXIMUM)	2" TO 4" THICK, 2" TO 4" WIDE, CONSTRUCTION LIGHT FRAMING.
2. STUDS (14'-0" MAXIMUM)	2" TO 4" THICK, 2" TO 4" WIDE, NO. 1 STRUCTURAL LIGHT FRAMING.
3. STUDS, BLOCKING, CEILING, ROOF AND FLOOR JOISTS	2" TO 4" THICK, 5" AND WIDER, NO. 2 STRUCTURAL JOISTS AND PLANKS
4. BEAMS AND STRINGERS	5" AND THICKER, WIDTH MORE THAN 2" GREATER THAN THICKNESS, NO. 1 STRUCTURAL BEAMS AND STRINGERS.
5. POSTS AND TIMBERS	5" BY 5" AND LARGER, WIDTH NOT MORE THAN 2" GREATER THAN THICKNESS NO. 1 STRUCTURAL POSTS AND TIMBERS.

PLYWOOD - PS 1-83 (EXPOSURE I), APA RATED, FABRICATION & INSTALLATION IN ACCORDANCE WITH THE APA SPECIFICATIONS

1. 1/2 INCH SHEAR PANELS	STRUCTURAL I, SPAN RATING 32/16 (5 PLY)
2. 1/2 OR 15/32 INCH ROOF DECK	STRUCTURAL I, SPAN RATING 32/16 (5PLY)

3. BLOCKING: ALL UNSUPPORTED JOINTS SHALL BE BLOCKED SOLID WITH 3" BLOCKING UNLESS OTHERWISE NOTED ON THE DRAWINGS.
4. NAILING: COMMON WIRE NAILS. NAIL HEADS SHALL BE DRIVEN FLUSH BUT SHALL NOT FRACTURE THE SURFACE OF THE SHEATHING. FIELD NAILING SHALL BE 12 INCHES ON CENTER FOR SHEAR PANELS AND ROOF DECK AND 10 INCHES ON CENTER FOR FLOOR DECK. STAGGER NAILING ON 3x AND LARGER MEMBERS.
5. MACHINE NAILING IS SUBJECT TO A SATISFACTORY JOB SITE DEMONSTRATION FOR THIS PROJECT AND REVIEW BY THE PROJECT ARCHITECT. THE USE OF MACHINE NAILING IS SUBJECT TO CONTINUED SATISFACTORY PERFORMANCE. IF NAIL HEADS PENETRATE THE OUTER PLY MORE THAN WOULD BE NORMAL FOR A HAND HAMMERING OR IF MINIMUM ALLOWABLE EDGE DISTANCES ARE NOT MAINTAINED THE PERFORMANCE WILL BE DEEMED UNSATISFACTORY.
6. WHERE ADJACENT WALLS ARE SHEATHED, PLYWOOD SHALL BE INSTALLED OVER AND UNDER OPENINGS.

ISSUED FOR CONSTRUCTION
OCT 17 1995
DATE:
BY:
P.O. No.:
Job No.:

AS BUILT
Marked-up Print
Contract No. LRT-552
Date 1-6-97

REGISTERED PROFESSIONAL ENGINEER
JOHN A. STEDMAN
No. 8960
Exp. 6-30-94
STRUCTURAL
STATE OF CALIFORNIA
7/21/92

STEDMAN & DYSON
STRUCTURAL ENGINEERS
6980 Rio San Diego Dr., Suite 180
San Diego, California 92108
(619)297-2220 • Fax (619)297-4919

NO.	DATE	REVISIONS	BY	CHK	APRV
	4-93	CONFORMED			

PARSONS DE LEUW

DESIGNED BY	DATE
DRAWN BY	
CHECKED BY	
MTDB PRJ. ENG.	

MTDB
Metropolitan Transit Development Board
1255 Imperial Avenue, Suite 1000, San Diego, CA. 92101-7490 (619)231-1466

LIGHT RAIL GUIDEWAY PROJECT
San Diego

GENERAL NOTES
SHEET 1 OF 2

SCALE: NO SCALE
MTDB CONTRACT NO.: LRT 552
DRAWING NO.: S1.1 | SHEET NO.: 129

MTS DOC NO. PWL355.0-27, WOA355.0-27

NAILING SCHEDULE - TABLE 25-Q, UBC

THE CONNECTIONS LISTED ARE THE MINIMUM PERMISSIBLE. USE COMMON WIRE NAILS FOR ALL CONNECTIONS UNLESS OTHERWISE NOTED. WHERE POSSIBLE, NAILS DRIVEN PERPENDICULAR TO THE GRAIN SHALL BE USED INSTEAD OF TOE NAILS.

JOIST TO SILL OR GIRDER, TOENAIL	3-8d
BRIDGING TO JOIST, TOENAIL EACH END	2-8d
SOLE PLATE TO JOIST OR BLOCKING, FACE NAIL	16d AT 16'
TOP PLATE TO STUD, END NAIL	2-16d
STUD TO SOLE PLATE TOENAIL	4-8d
OR END NAIL	2-16d
DOUBLE STUDS, FACE NAIL	16d AT 24'
DOUBLED TOP PLATES, FACE NAIL	16d AT 16'
TOP PLATES, LAPS AND INTERSECTIONS, FACE NAIL	2-16d
CONTINUOUS HEADER, TWO PIECES (ALONG EACH EDGE)	16d AT 16'
CEILING JOISTS TO PLATE, TOENAIL	3-8d
CONTINUOUS HEADER TO STUD, TOENAIL	4-8d
CEILING JOISTS, LAPS OVER PARTITIONS, FACE NAIL	3-16d
CEILING JOISTS TO PARALLEL RAFTERS, FACE NAIL	3-16d
RAFTER TO PLATE, TOENAIL	3-8d
WIDER THAN 1' X 8' SHEATHING TO EACH BEARING, FACE NAIL	3-8d
BUILT-UP CORNER STUDS	16d AT 24'
BUILT-UP GIRDERS AND BEAMS	20d AT 32' AT TOP AND BOTTOM STAGGERED
	2-20d AT ENDS AND AT EACH SPLICE
2' PLANKS, EACH END AND EACH BEARING	2-16d

STRUCTURAL GLUED LAMINATED MEMBERS - ANSI (A190.1) AITC & APA-EWS

1. LUMBER: DOUGLAS FIR/LARCH.
   COMBINATION 24F-V4 FOR SIMPLE SPANS.
   COMBINATION 24F-V8 FOR CONTINUOUS AND CANTILEVER SPANS.
   CONDITION OF USE-DRY.
2. ADHESIVES: ASTM D2559 WET USE (WATERPROOF).
3. APPEARANCE GRADE: AITC 110 - INDUSTRIAL.
4. CAMBER: SEE STRUCTURAL DRAWINGS.
5. CERTIFICATE: GOLD SEAL CERTIFICATE TIMBER PRODUCTS INSPECTION, INC., APA-EWS OR A.I.T.C. CERTIFICATE. SUBMIT CERTIFICATE TO THE BUILDING INSPECTOR PRIOR TO INSTALLATION.
6. SHOP DRAWINGS: REVIEWED BY THE ARCHITECT BEFORE FABRICATION.
7. LAMINATIONS: 2 INCH NOMINAL.
8. PROTECTION: COLORLESS END SEALER SHALL BE APPLIED IMMEDIATELY TO THE ENDS OF ALL MEMBERS AFTER FABRICATION FIELD TRIMMING. MEMBERS SHALL BE INDIVIDUALLY WRAPPED.

SPECIAL INSPECTIONS (U.B.C. SECTION 306)

1. REQUIREMENTS OF SECTION 306 FOR SPECIAL CONTINUOUS INSPECTION:
   A. THE CERTIFIED SPECIAL INSPECTOR SHALL BE UNDER THE SUPERVISION OF A REGISTERED PROFESSIONAL ENGINEER.
   B. THE SPECIAL INSPECTOR SHALL FURNISH INSPECTION REPORTS TO THE BUILDING OFFICIAL AND THE ARCHITECT. ALL DISCREPANCIES SHALL BE BROUGHT TO THE IMMEDIATE ATTENTION OF THE CONTRACTOR FOR CORRECTION; THEN, IF UNCORRECTED, TO THE ARCHITECT AND M.T.D.B.
   C. THE SPECIAL INSPECTOR SHALL SUBMIT A FINAL REPORT SIGNED BY A CIVIL ENGINEER STATING WHETHER OR NOT THE WORK REQUIRING SPECIAL INSPECTION WAS IN CONFORMANCE WITH THE DRAWINGS AND SPECIFICATIONS AND THE APPLICABLE WORKMANSHIP PROVISIONS OF THE UBC.

OLD TOWN DEPOT : INTERIOR & EXTERIOR PAINTING SCHEDULE
J. B. PEDERSEN PAINTING P.O. BOX 185, LA MESA, CA, 92041 : PHONE : 619-464-6250

WALLS INTERIOR : KESTRAL WHITE # SW 1094
TRIM & DOORS : SAND STORM # SW 1096
WINDOWS : RUSTIC RED # SW 2719
STENCIL : MIDNIGHT ROSE # SW 1293
CABERNET # SW 1294

EXTERIOR COLORS:
OVERHANG - SIDING : BEDORIN BEIGE # SW 1094
RAFTERS - WOOD TRIM : " " # SW 2056
WINDOWS - DOORS : RUSTIC RED # SW 2719
ACORN " " # SW 2719

SUMMARY OF SPECIAL INSPECTIONS

1 CONCRETE	13B VERIFY THAT FOUNDTION EXCAVATIONS EXTEND TO PROPER DEPTH & BEARING STRATA
2 BOLTS INSTALLED IN CONCRETE	13C PROVIDE SOIL COMPACTION TEST RESULTS, DEPTH OF FILL, RELATIVE DENSITY, BEARING VALUES
3 CONCRETE MOMENT RESISTING SPACE FRAME	13D PROVIDE SOIL EXPANSION TEST RESULTS, EXPANSION TEST RESULTS, EXPANSION INDEX, RECOMMENDATIONS FOR FOUNDATION, ON GRADE FLOOR SLAB DESIGN FOR EACH BUILDING SITE
4 REINFORCING STEEL	14 SPECIAL CASES (DESCRIBE)
5A WELD TESTING DUCTILE MOMENT RESISTING FRAMES	15 OFF-SITE FABRICATIONS OF BUILDING COMPONENTS
5B ALL STRUCTURAL WELDING INCLUDING REINFORCING STEEL	16 OTHER STRUCTURAL INSPECTIONS AS REQUIRED BY DESIGNER
6 HIGH-STRENGTH BOLTING	
7 STRUCTURAL MASONRY	
8 REINFORCED GYPSUM CONCRETE	
9 INSULATING CONCRETE FULL	
10 SPRAY-APPLIED FIREPROOFING	
11 DEEP FOUNDATIONS (PILING, DRILLED PIERS & CAISSONS)	
12 SHOTCRETE	
13A VERIFY SOIL CONDITIONS ARE SUBSTANTIALLY IN CONFORMANCE WITH THE SOIL INVESTIGATION REPORT	

NO.	LOCATION	ADDITIONAL SPECIAL INSTRUCTIONS	DESIGN STRENGTH
1	CONCRETE FOOTINGS - LINES A,B,C,D, 1,1.8,4 & 6		3,000 PSI

THE CONSTRUCTION INSPECTIONS LISTED ARE IN ADDITION TO THE INSPECTIONS REQUIRED BY UBC SECTION 305. SPECIAL INSPECTION IS NOT A SUBSTITUTE FOR INSPECTION BY A CITY INSPECTOR. SPECIALLY INSPECTED WORK WHICH IS INSTALLED OR COVERED WITHOUT THE APPROVAL OF M.T.D.B. AND THE SPECIAL INSPECTOR IS SUBJECT TO REOPENING OR EXPOSURE.

THE SPECIAL INSPECTION IS TO BE CONTINUOUS DURING THE PERFORMANCE OF THE WORK UNLESS OTHERWISE SPECIFIED.

THE SPECIAL INSPECTORS MUST BE CERTIFIED BY THE CITY OF SAN DIEGO TO PERFORM THE TYPES OF SPECIAL INSPECTIONS SPECIFIED.

IT IS THE RESPONSIBILITY OF THE OWNER TO INFORM THE SPECIAL INSPECTOR OR INSPECTION AGENCY AT LEAST ONE WORKING DAY PRIOR TO PERFORMING ANY WORK THAT REQUIRES SPECIAL INSPECTION. ALL WORK PERFORMED WITHOUT THE REQUIRED SPECIAL INSPECTION IS SUBJECT TO REMOVAL AND RECONSTRUCTION.

SPECIAL STRUCTURAL OBSERVATIONS (UBC SECTION 307)

1. REQUIREMENTS FOR SPECIAL STRUCTURAL OBSERVATIONS BY STEDMAN & DYSON STRUCTURAL ENGINEERS.
   A. NOTIFICATION 48 HOURS BEFORE OBSERVATION.
   B. DELINQUENT NOTIFICATION MAY REQUIRE DEMOLITION OF COVERING MATERIALS TO FACILITATE OBSERVATION.
   C. STEDMAN & DYSON IS EMPLOYED BY THE OWNER/ARCHITECT TO MAKE VISITS AND SUBMIT A STATEMENT TO THE BUILDING DEPARTMENT (SECTION 307) STATING THAT THE SITE OBSERVATIONS HAVE BEEN MADE AND THAT ANY DEFICIENCIES NOTED HAVE BEEN CORRECTED.
2. SPECIAL OBSERVATIONS BY STEDMAN & DYSON ARE REQUIRED AT THE FOLLOWING STAGES OF CONSTRUCTION:
   A. REINFORCEMENT BEFORE CONCRETE PLACEMENT.
   B. COMPLETION OF ROUGH FRAMING.

ABBREVIATIONS

AB	ANCHOR BOLT	FOS	FACE OF STUD
ABV	ABOVE	FP	FULL PENETRATION
ADD'L	ADDITIONAL	FTGS	FOOTINGS
ADJ	ADJACENT	GA	GAUGE
ALT	ALTERNATE	GLB	GLUED LAMINATED BEAM
ARCH'L	ARCHITECTURAL		
(B)	BOTTOM		
BLK	BLOCK	(H)	HORIZONTAL
BLKG	BLOCKING	HD	HOLD DOWN
BLW	BELOW	HORIZ	HORIZONTAL
BOF	BOTTOM OF FOOTING	JT	JOINT
BM	BEAM	JST	JOIST
BN	BOUNDARY NAIL	MB	MACHINE BOLT
BRG	BEARING	MFR	MANUFACTURER
BTWN	BETWEEN	MTL	METAL
C	CHANNEL OR CAMBER	OC	ON CENTER
CB	CARRIAGE BOLTS	OH	OPPOSITE HAND
CIP	CAST-IN-PLACE	PC	PRECAST
CJ	CONSTRUCTION JOINT OR CEILING JOIST	PL	PLATE
		PLYWD	PLYWOOD
CL	CENTER LINE	PT	PRESSURE TREATED
CLR	CLEAR	REINF	REINFORCEMENT
COL	COLUMN	REF	REFERENCE
CONC	CONCRETE	SCHED	SCHEDULE
CONN	CONNECTION	SEP	SEPARATION
CONST	CONSTRUCTION	SIM	SIMILAR
CONT	CONTINUOUS	SQ	SQUARE
CSK	COUNTER SINK	STD	STANDARD
CTR'D	CENTERED	STGR	STAGGER
DBL	DOUBLE	(T)	TOP
D. F.	DOUGLAS FIR/LARCH	T & B	TOP & BOTTOM
		TN	TOENAIL
DIA.	DIAMETER	TOS	TOP OF STEEL
DIM.	DIMENSION	TOP	TOP OF PARAPET
DN	DOWN	TOW	TOP OF WALL
DO	DITTO (REPEAT)	TS	TUBE STRUCTURAL
DP	DEEP	TYP	TYPICAL
DWG	DRAWING	UON	UNLESS OTHERWISE NOTED
DWL	DOWEL		
EA	EACH	(V)	VERTICAL
EF	EACH FACE	VERT	VERTICAL
EN	EDGE NAIL	VSH	VERTICAL SLOTTED HOLES
EQ	EQUAL OR EQUIVALENT	WP	WATERPROOF OR WORK POINT
ES	EACH SIDE		
EW	EACH WAY	WPJ	WEAKENED PLANE JOINT
FDN	FOUNDATION	WT	WEIGHT
FJ	FLOOR JOIST	W/	WITH
FF	FINISHED FLOOR		
FN	FIELD NAIL		
FOC	FACE OF CONCRETE		

AS BUILT
Contract No. LRT-552
Date 3-15-97

- CUSTOM STILE AND RAIL WOOD DOORS #1, 2 AND #3 (TYPE "A")
  A. STILE AND RAIL WOOD DOORS: CUSTOM "FRENCH" DOORS ("PRAIRIE STYLE" LITE PATTERN); PELLA ARCHITECTURAL PRODUCTS, VISTA, CA.
  1. EXTERIOR, GLAZED (FRENCH) DOOR, 2 1/4" THICK
  2. GRADE: WIC CUSTOM/PREMIUM GRADE
  3. EXTERIOR FACE: TRANSPARENT FINISH
  4. INTERIOR FACE: TRANSPARENT FINISH
  5. LUMBER SPECIES: MAHOGANY, PAINT GRADE
  6. STILES AND RAILS: SOLID WOOD
  7. MANUFACTURER'S STANDARD PROFILES
  8. 7-1/2" STILES, 8-1/2" TOP RAIL, 11-1/2" INTERMEDIATE RAIL, 12-1/2" BOTTOM RAIL, DIVIDED LITE WOOD MULLION BARS PER PATTERN DESCRIBED ON DRAWINGS AND QUARTER COVE MOLDINGS TYPICAL
  9. FACTORY PRIMED PER PAINT SPECIFICATIONS
  10. GLAZING: 1/4" THICK LAMINATED GLASS
  11. METAL DOOR FRAMES, 16 GA.
- CUSTOM WOOD WINDOW, WINDOWS "C" AND "D"
  A. FIXED WOOD WINDOW: CUSTOM WOOD WINDOW ("PRAIRIE STYLE" LITE PATTERN); PELLA ARCHITECTURAL PRODUCTS, VISTA, CA.
  1. GRADE: WIC CUSTOM/PREMIUM GRADE
  2. EXTERIOR FACE: TRANSPARENT FINISH
  3. INTERIOR FACE: TRANSPARENT FINISH
  4. LUMBER SPECIES: MAHOGANY, PAINT GRADE
  5. MANUFACTURER'S STANDARD PROFILES
  6. FACTORY PRIMED PER PAINT SPECIFICATIONS
  7. GLAZING: 1/4" THICK LAMINATED GLASS
  8. CLEARATORY WINDOWS "A", "B", "C" AND "D" ARE SIMILAR W/ 1/8" GROOVED GLASS IN 1/4" FACE WIDTH LEAD CANES

ISSUED FOR CONSTRUCTION
OCT 14 1996
DATE: 10-14-96
BY: [illegible]
REVISION NO.: 15
C.C.C. NO.: [illegible]

REGISTERED PROFESSIONAL ENGINEER No. 19647 CIVIL STRUCTURAL STATE OF CALIFORNIA
7/21/92

STEDMAN & DYSON
STRUCTURAL ENGINEERS
6060 Rio San Diego Dr., Suite 150
San Diego, California 92108
(619)527-8555 • Fax (619)527-4815

NO.	DATE	REVISIONS	BY	CHK	APRV
	4-95	CONFORMED			

PARSONS DE LEUW

DESIGNED BY	DATE
DRAWN BY	
CHECKED BY	
MTDB PRJ.ENG.	

MTDB
Metropolitan Transit Development Board
1255 Imperial Avenue, Suite 1000, San Diego, CA. 92101-7490 (619)231-1466

LIGHT RAIL GUIDEWAY PROJECT
San Diego

GENERAL NOTES
SHEET 2 OF 2

SCALE: NO SCALE
MTDB CONTRACT NO.: LRT 552
DRAWING NO.: S1.1A
SHEET NO.: 130

MTS/DOC NO. PWL355.0-22, WOA355-AE-75

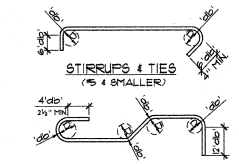

REINF. STANDARD HOOKS (1)

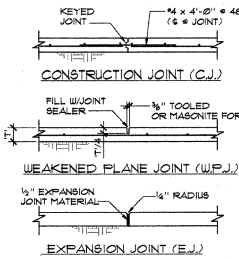

SLAB JOINTS (2)

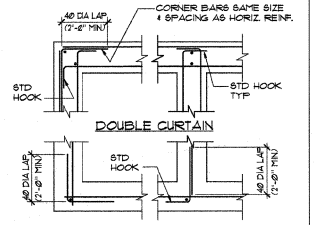

TYP REINF. @ INTERSECTIONS OF FTGS., WALLS & BEAMS (3)

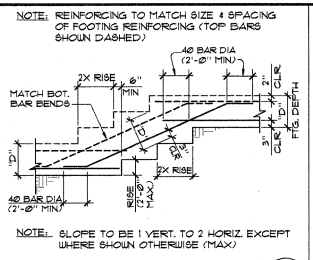

TYP. STEPPED WALL FOOTING (4)

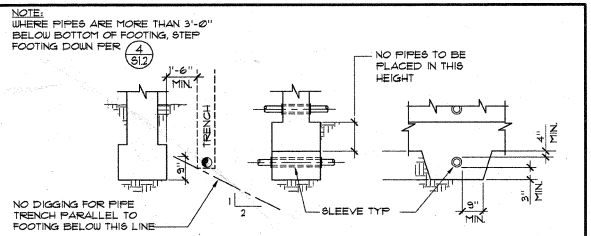

DETAIL OF PIPING @ FOOTINGS (5)

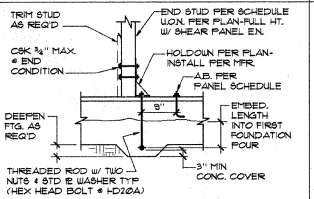

MARK	HOLDOWN ROD U.O.N.	EMBED. CONC.	LENGTH MAS.	END STUD U.O.N.
HD2A	⅝" DIA	1'-0"	——	3x
HD5A	¾" DIA	1'-2"	——	3x
HD7A	1⅛" DIA	1'-8"	——	4x
HD2@A	1¼" DIA	1'-8"	——	4x

TYP HOLDOWN SCHEDULE (6)

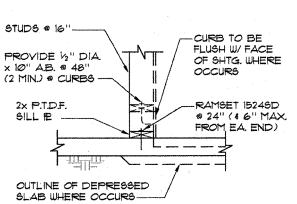

TYP. DETAIL @ NON-BEARING NON-SHEAR WALL BASE (7)

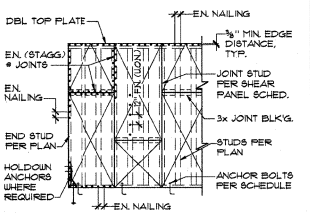

TYP. SHEAR WALL ELEVATION (8)

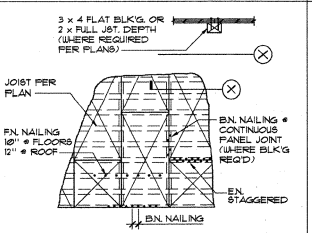

TYP. PLYWD. DIAPHRAGM (9)

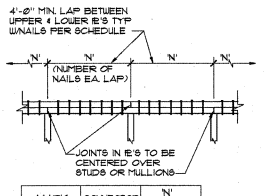

MARK	CONNECTOR	N' (NUMBER)
10A	16d	20
10B	16d	14
TYP	16d	14

TYP TOP PLATE SPLICE (10)

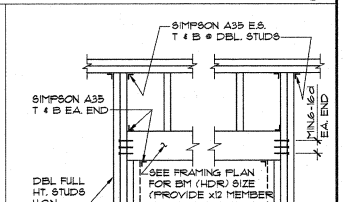

TYP HEADER FRAMING (11)

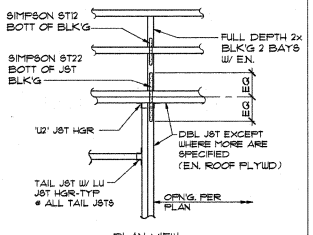

TYP. JOIST SUPPORT AT OPENINGS (12)

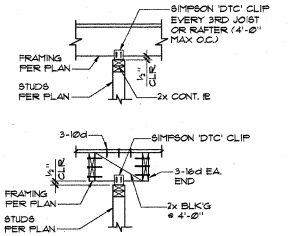

TYP. TOP CONN. @ NON-BRG./ NON-SHEAR WALLS (13)

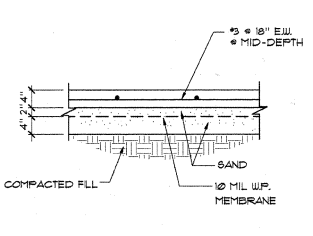

TYP SLAB/BASE COURSE (14)

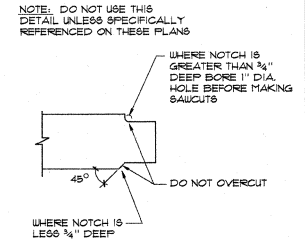

TYP NOTCH DETAIL (15)

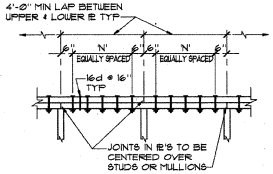

MARK	CARR BOLTS	N' (NUMBER)
16A	¾" DIA	5

BOLTED TOP I.B. SPLICE (16)

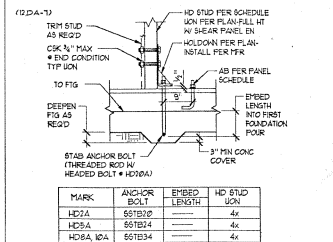

MARK	ANCHOR BOLT	EMBED LENGTH	HD STUD U.O.N.
HD2A	⅝"DIA	——	4x
HD5A	¾"DIA	——	4x
HD6A, 10A	¾"DIA	——	4x
HD2@A	1" DIA	1'-8"	4x

TYP HOLDOWN SCHEDULE (17)

AS BUILT
Master Set
Contract No. LRT-552
Date 1-6-97

ISSUED FOR CONSTRUCTION
DATE: OCT 1997
D.C.N. No.: 15
REVISION No.:

No. 1960 Exp. 6-30-98
REGISTERED PROFESSIONAL ENGINEER
STRUCTURAL
STATE OF CALIFORNIA
7/2/97

STEDMAN & DYSON
STRUCTURAL ENGINEERS
8888 Rio San Diego Dr., Suite 100
San Diego, California 92108
(619)297-2225 • Fax (619)297-4913

NO.	DATE	REVISIONS	BY	CHK	APRV
	4-95	CONFORMED			

PARSONS DE LEUW

DESIGNED BY	DATE
DRAWN BY	
CHECKED BY	
MTDB PRJ. ENG.	

MTDB
Metropolitan Transit Development Board
1255 Imperial Avenue, Suite 1000, San Diego, CA. 92101-7490 (619)231-1466

LIGHT RAIL GUIDEWAY PROJECT
San Diego

TYPICAL DETAILS

SCALE: NO SCALE
MTDB CONTRACT NO. LRT 552
DRAWING NO. S1.2 | SHEET NO. 131

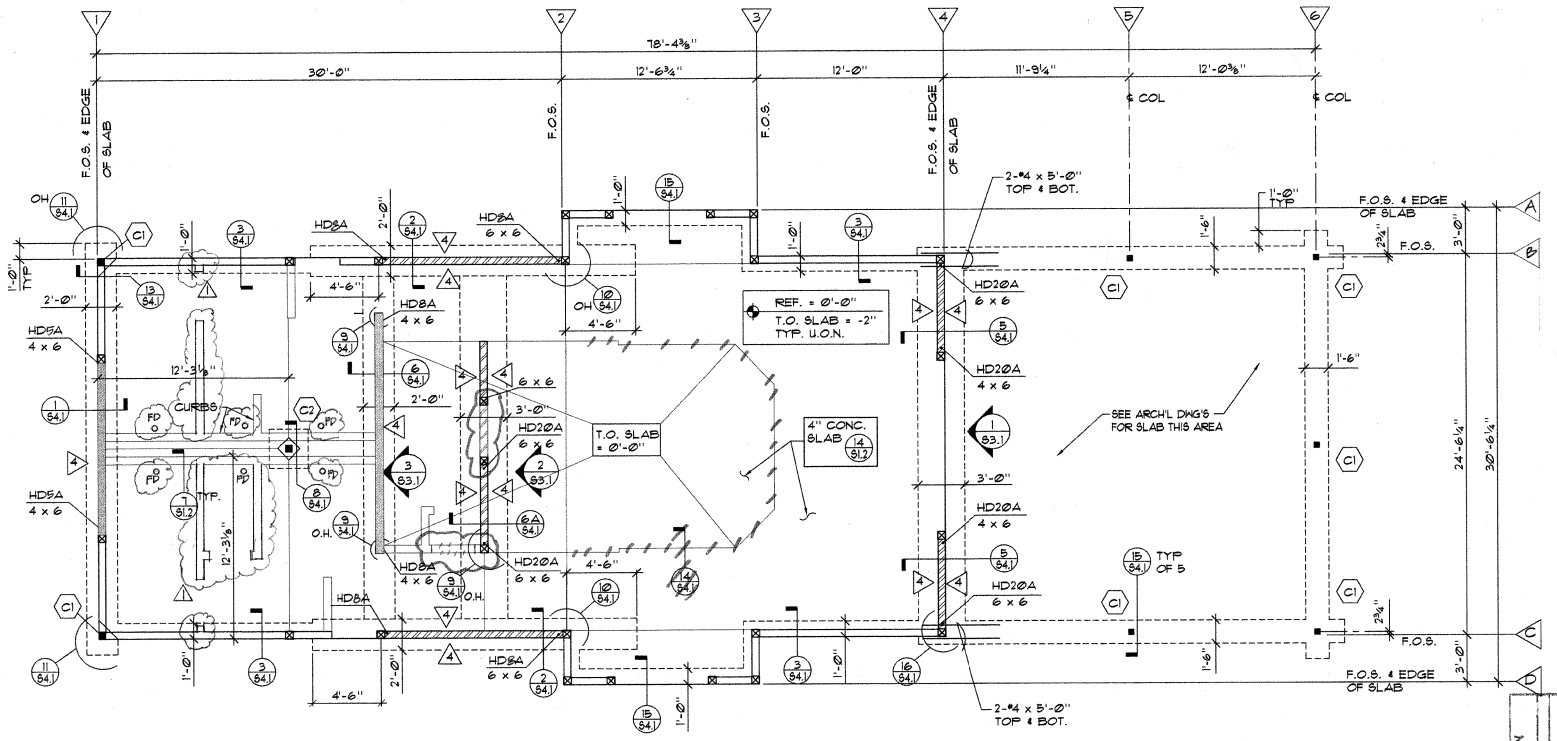

NOTES

1. 6 x 6 POSTS TYP U.O.N. ON PLAN OR HOLDOWN SCHEDULE ON S1.2.
2. ALL EXTERIOR WALLS NOT INDICATED AS SHEAR WALLS SHALL BE SHEATHED WITH ½" PLYWOOD W/ 8d @ 6" E.N. AND 8d @ 12" F.N.

SHEAR WALL SCHEDULE

ELEVATION PER 8/S1.2

4 ½" PLYWD
8d @ 4" E.N. 8d @ 12" F.N.
SILL PL: 3 x 6 P.T.D.F. W/ ⅝" DIA. A.B. @ 32"

4 4 ½" PLYWD
8d @ 4" E.N. 8d @ 12" F.N.
SILL PL: 3 x 6 P.T.D.F. W/ ⅝" DIA. A.B. @ 16"
3 x 6 STUDS @ 16"

WALLS WITH PLYWOOD EA SIDE

1. BOTH VERTICAL AND HORIZONTAL INTERIOR JOINTS ON OPPOSITE SIDES OF THE WALL SHALL BE STAGGERED.
2. NO PENETRATIONS ARE ALLOWED IN SHEAR PANELS.
3. THE PLYWOOD ON ONE SIDE OF THE SHEAR WALL MUST BE NAILED COMPLETELY BEFORE THE FRAME INSPECTION. THE PLYWOOD ON THE OTHER SIDE MUST BE INSTALLED AND INSPECTED PRIOR TO INSTALLATION OF WALL SURFACE COVERING.
4. FOR ITEMS NOT NOTED SEE SHEAR WALL SCHEDULE.
5. MINUMUM PLYWOOD DIMENSION IS 1'-0".

LEGEND

- 2x6 STUDS W/ ⅝" DIA A.B. @ 48"
- 2x6 STUDS @ 16" TYP U.O.N..
- 3x6 STUDS @ 16" TYP U.O.N..
- HD5A — HOLDOWN PER SCHEDULE 17/S1.2
- 6 — SHEAR WALL MARK - SEE SCHEDULE THIS SHEET
- C1 — COL MARK - SEE SCHEDULE THIS SHEET
- 1/S3.1 — WALL ELEVATION MARK SEE SHEET S3.1
- FD₀ — APPROX. LOCATION OF FLR DRAINS COORD. W/ ARCH'L

FOUNDATION PLAN

¼" = 1'-0"

COLUMN SCHEDULE			
MARK	COLUMN SIZE	BASE PL (U.O.N. ON DETAILS)	ANCHOR BOLTS
C1	TS3½ x 3½ x 5/16	PL¾ x 9 x 0'-9"	
C2	TS4 x 4 x ¼	PL½ x 10 x 0'-10"	4 - ¾" DIA.

ISSUED FOR CONSTRUCTION
DATE: OCT 17 1995
BY: DCB
C.C.O. No.: 15
REVISION No.:

AS BUILT
Contract No. LRT-552
Date 1-6-97

REGISTERED PROFESSIONAL ENGINEER SCOTT A. STEDMAN No. 1960 Exp. 6-30-97 STRUCTURAL STATE OF CALIFORNIA
7/29/93

STEDMAN & DYSON
STRUCTURAL ENGINEERS
A CALIFORNIA CORPORATION
8989 Rio San Diego Dr., Suite 150
San Diego, California 92108
(619)297-2223 • Fax (619)297-4913

NO.	DATE	REVISIONS	BY	CHK	APRV
1	10-13-95				
	4-95	CONFORMED			

PARSONS DE LEUW

DESIGNED BY	DATE
DRAWN BY	
CHECKED BY	
MTDB PRJ. ENG.	

MTDB
Metropolitan Transit Developement Board
1255 Imperial Avenue, Suite 1000, San Diego, CA 92101-7490 (619)231-1466

LIGHT RAIL GUIDEWAY PROJECT
San Diego

FOUNDATION PLAN

SCALE ¼" = 1'-0"
MTDB CONTRACT NO. LRT552
DRAWING NO. S2.1
SHEET NO. 132

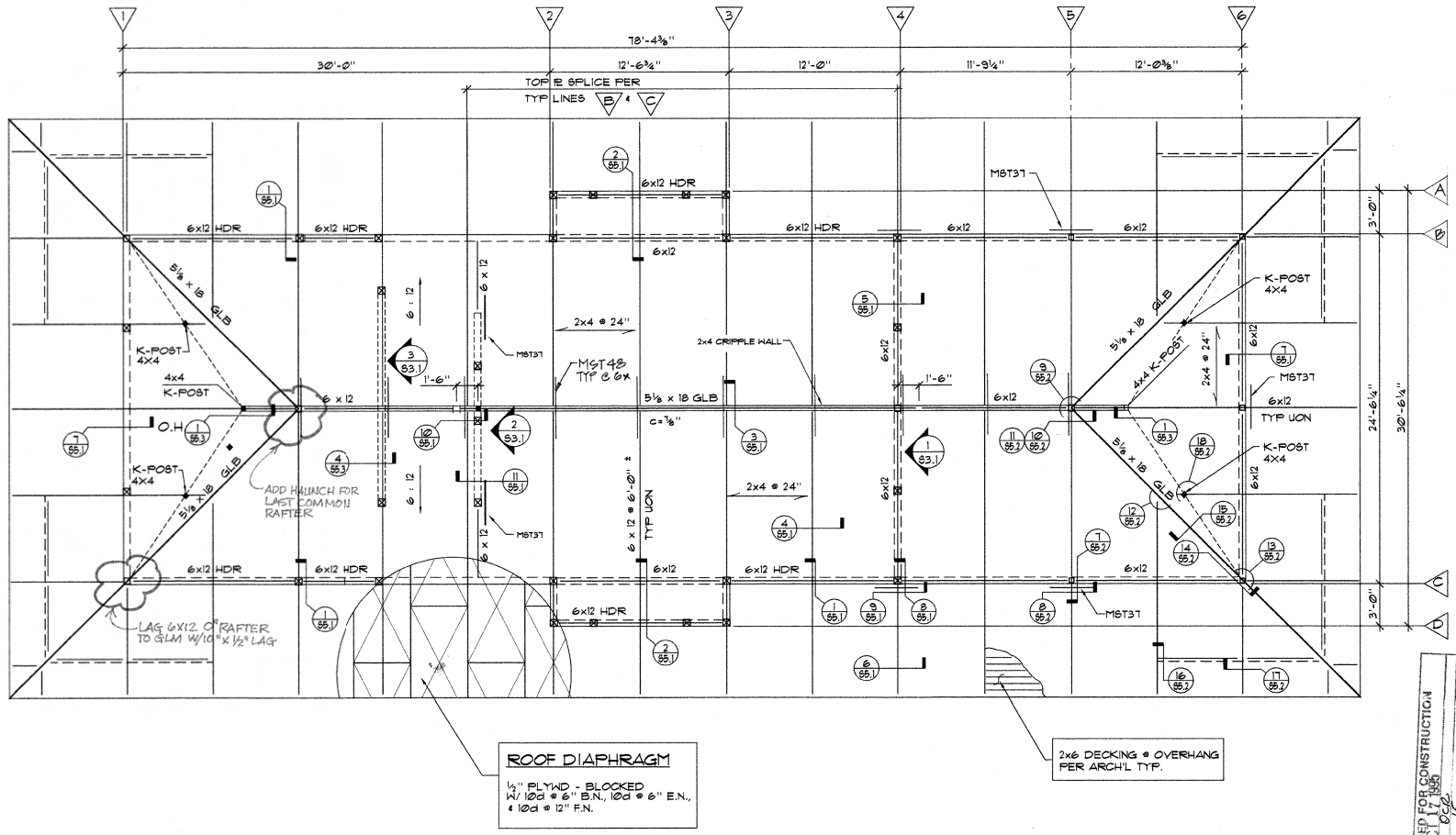

ROOF FRAMING PLAN
¼"=1'-0"

ISSUED FOR CONSTRUCTION
DATE: OCT 17 1995
BY: CCC
C.C.O. No.: 15
REVISION No.:

AS BUILT
Contract No. LRT-552
Date 1-6-97

REGISTERED PROFESSIONAL ENGINEER
SCOTT A. STEDMAN
No. 1950
Exp. 9-30-97
STRUCTURAL
STATE OF CALIFORNIA
7/28/93

STEDMAN & DYSON
STRUCTURAL ENGINEERS
A CALIFORNIA CORPORATION
8989 Rio San Diego Dr., Suite 150
San Diego, California 92108
(619)297-2223 • Fax (619)297-4913

NO.	DATE	REVISIONS	BY	CHK	APRV
	4-95	CONFORMED			

PARSONS DE LEUW

DESIGNED BY	DATE
DRAWN BY	
CHECKED BY	
MTDB PRJ. ENG.	

MTDB
Metropolitan Transit Developement Board
1255 Imperial Avenue, Suite 1000, San Diego, CA 92101-7490 (619)231-1466

LIGHT RAIL GUIDEWAY PROJECT
San Diego

ROOF FRAMING PLAN

SCALE ¼" = 1'-0"
MTDB CONTRACT NO. LRT552
DRAWING NO. S2.2
SHEET NO. 133

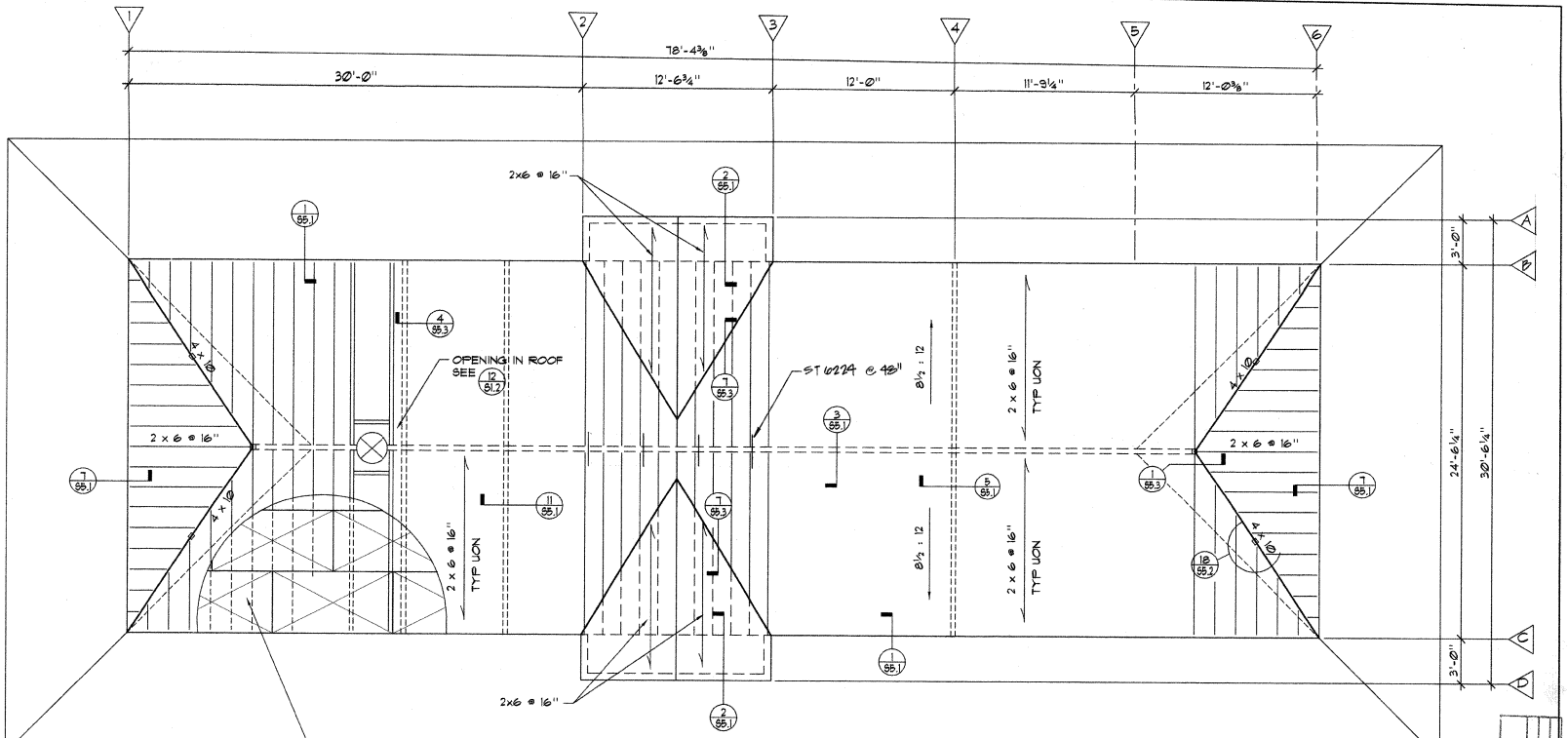

ROOF DIAPHRAGM

½" PLYWD - BLOCKED W/ 10d @ 6" B.N., 10d @ 6" E.N., & 10d @ 12" F.N.

UPPER ROOF FRAMING PLAN

¼"=1'-0"

ISSUED FOR CONSTRUCTION
DATE: OCT 17 1995
BY: OCR
C.C.O. No.: 15
REVISION No.:

REGISTERED PROFESSIONAL ENGINEER
SCOTT A. STEDMAN
No. 1960
Exp. 9-30-97
STRUCTURAL
STATE OF CALIFORNIA
7/23/93

AS BUILT
Contract No. LRT-552
Date 1-6-97

STEDMAN & DYSON
STRUCTURAL ENGINEERS
A CALIFORNIA CORPORATION
8989 Rio San Diego Dr., Suite 150
San Diego, California 92108
(619)297-2223 • Fax (619)297-4913

NO.	DATE	REVISIONS	BY	CHK	APRV
	4-95	CONFORMED			

PARSONS DE LEUW

DESIGNED BY	DATE
DRAWN BY	
CHECKED BY	
MTDB PRJ. ENG.	

MTDB
Metropolitan Transit Developement Board
1255 Imperial Avenue, Suite 1000, San Diego, CA 92101-7490 (619)231-1466

LIGHT RAIL GUIDEWAY PROJECT
San Diego

UPPER ROOF FRAMING PLAN

SCALE ¼" = 1'-0"
MTDB CONTRACT NO. LRT552
DRAWING NO. S2.3
SHEET NO. 134

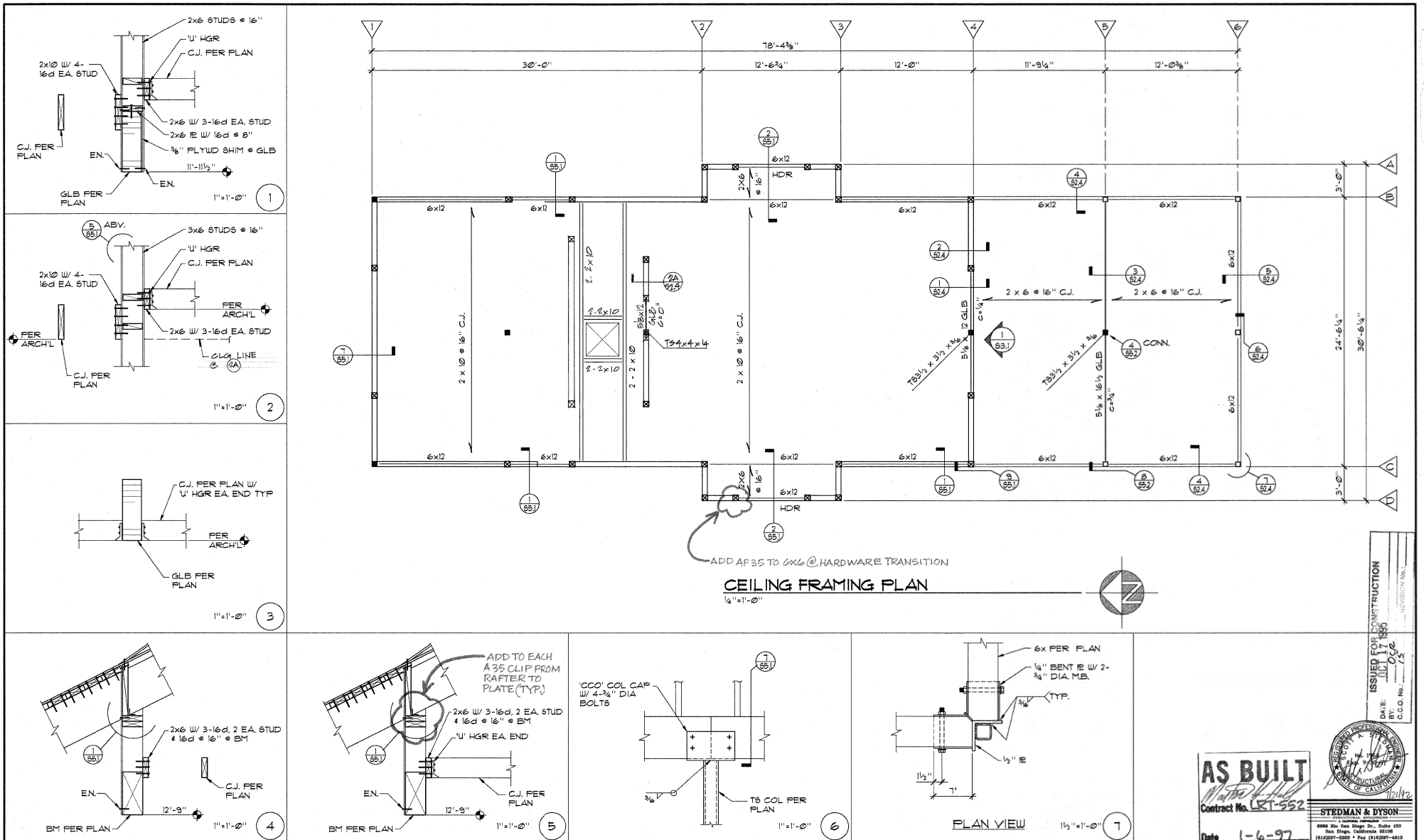

NO.	DATE	REVISIONS	BY	CHK	APRV
	4-95	CONFORMED			

PARSONS DE LEUW

DESIGNED BY	DATE
DRAWN BY	
CHECKED BY	
MTDB PRJ. ENG.	

MTDB
Metropolitan Transit Development Board
1255 Imperial Avenue, Suite 1000, San Diego, CA. 92101-7490 (619)231-1466

LIGHT RAIL GUIDEWAY PROJECT
San Diego

CEILING FRAMING PLAN

SCALE ¼" = 1'-0"
MTDB CONTRACT NO. LRT552
DRAWING NO. S2.4
SHEET NO. 135

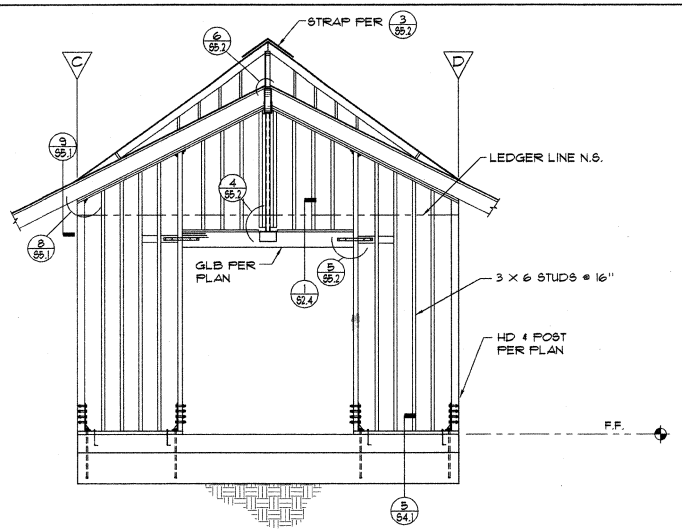

WALL ELEVATION @ LINE (4)
1/4"=1'-0"

1/4"=1'-0" (1)

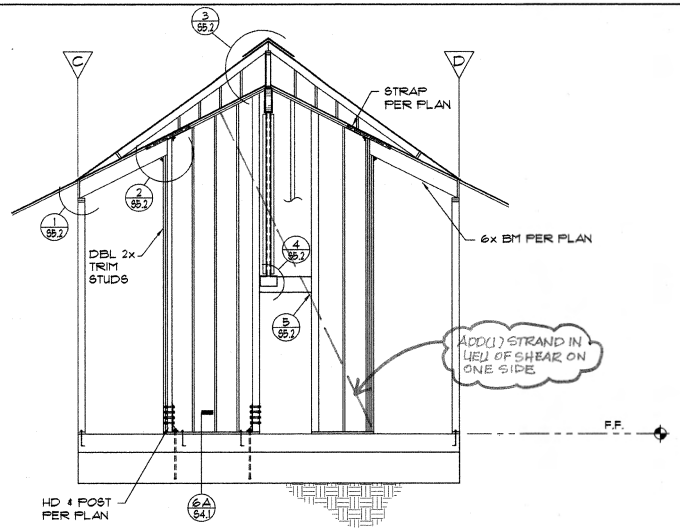

WALL ELEVATION @ INTERIOR SHEAR WALL
1/4"=1'-0"

1/4"=1'-0" (2)

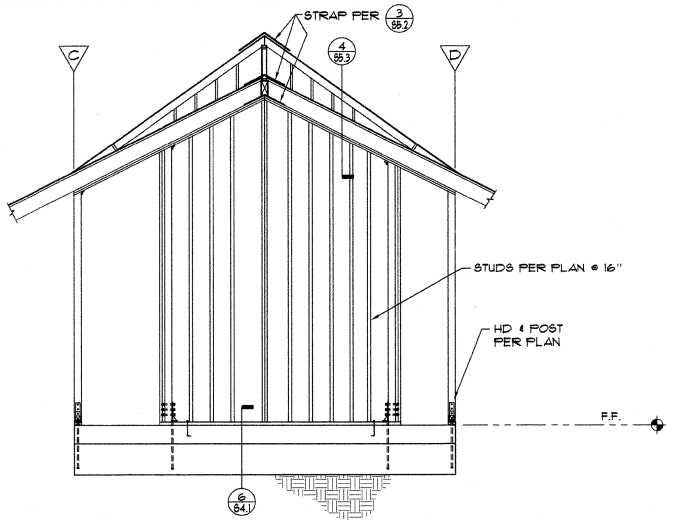

WALL ELEVATION @ INTERIOR SHEAR WALL
1/4"=1'-0"

1/4"=1'-0" (3)

ISSUED FOR CONSTRUCTION
DATE: OCT 17 1995
BY:
C.C.O. No.:
REVISION No.:

AS BUILT
Contract No. LRT-552
Date 1-6-97

STEDMAN & DYSON
STRUCTURAL ENGINEERS
A CALIFORNIA CORPORATION
5909 Rio San Diego Dr., Suite 150
San Diego, California 92108
(619)297-2223 • Fax (619)297-4813

NO.	DATE	REVISIONS	BY	CHK	APRV
4	95	CONFORMED			

PARSONS DE LEUW

DESIGNED BY	DATE
DRAWN BY	
CHECKED BY	
MTDB PRJ. ENG.	

MTDB
Metropolitan Transit Developement Board
1255 Imperial Avenue, Suite 1000, San Diego, CA 92101-7490 (619)231-1466

LIGHT RAIL GUIDEWAY PROJECT
San Diego

WALL ELEVATIONS

SCALE 1/4" = 1'-0"
MTDB CONTRACT NO. LRT552
DRAWING NO. 53.1 SHEET NO. 136

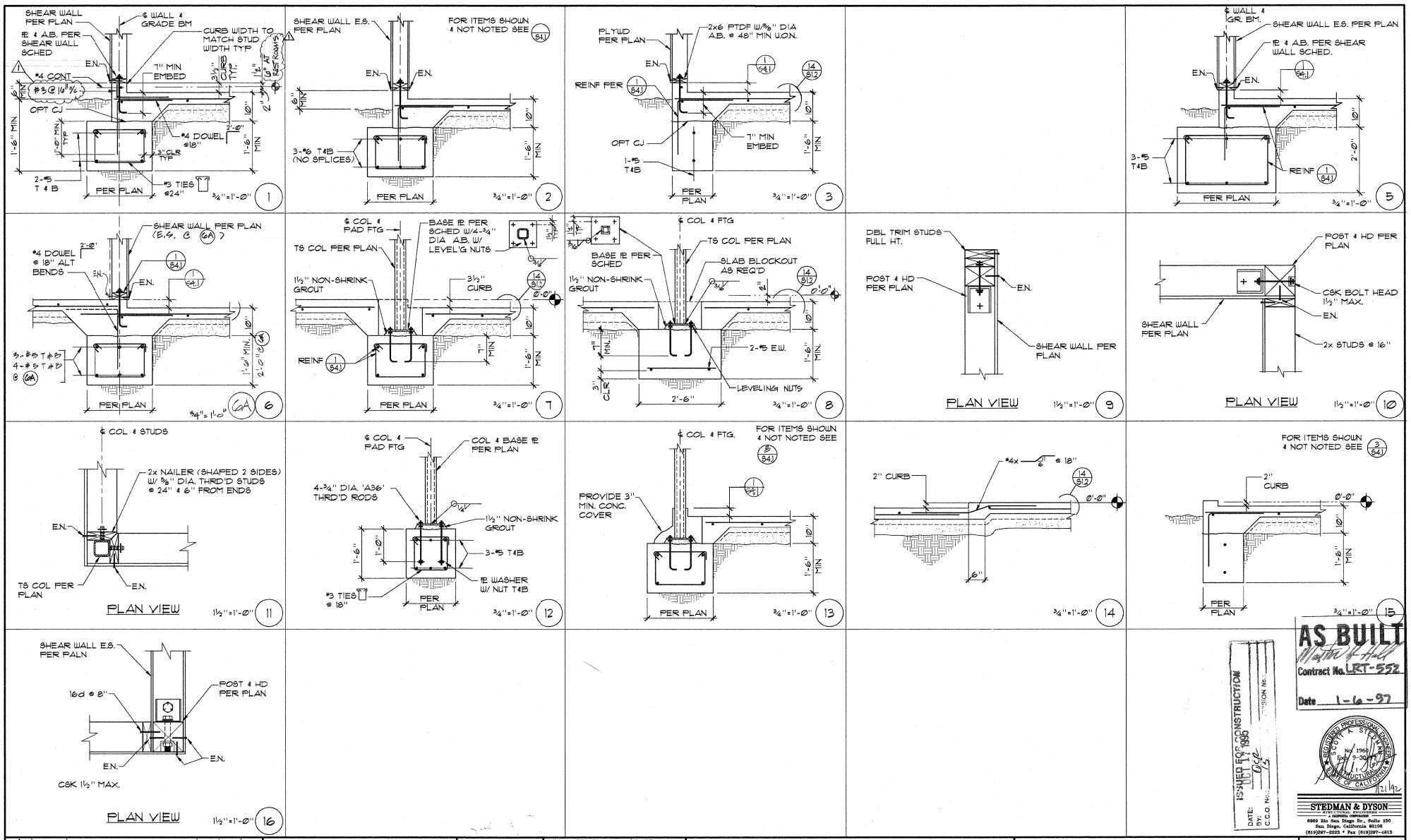

AS BUILT
Master Set
Contract No. LRT-552
Date 1-6-97

ISSUED FOR CONSTRUCTION
OCT 17 1995
DATE:
BY:
C.C.O No.:

STEDMAN & DYSON
8969 Rio San Diego Dr., Suite 150
San Diego, California 92108
(619)297-2323 • Fax (619)297-4913

NO.	DATE	REVISIONS	BY	CHK	APRV
1	10-13-95				
	4-95	CONFORMED			

PARSONS DE LEUW

DESIGNED BY	DATE
DRAWN BY	
CHECKED BY	
MTDB PRJ. ENG.	

MTDB
Metropolitan Transit Development Board
1255 Imperial Avenue, Suite 1000, San Diego, CA. 92101-7490 (619)231-1466

LIGHT RAIL GUIDEWAY PROJECT
San Diego

FOUNDATION DETAILS

SCALE	AS NOTED
MTDB CONTRACT NO.	LRT 552
DRAWING NO.	SHEET NO.
S4.1	137

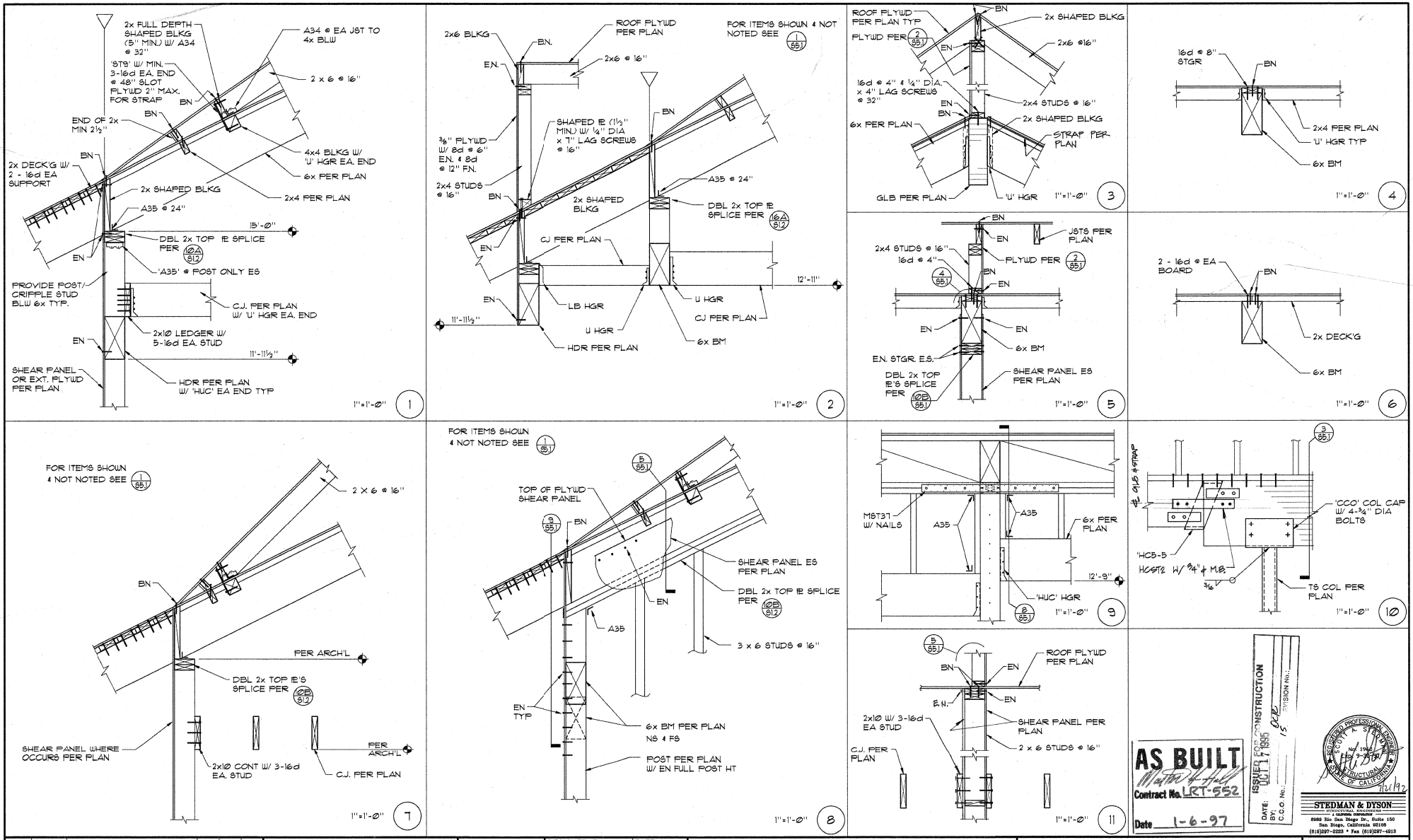

NO.	DATE	REVISIONS	BY	CHK	APRV
	4-95	CONFORMED			

PARSONS DE LEUW

DESIGNED BY	DATE
DRAWN BY	
CHECKED BY	
MTDB PRJ. ENG.	

MTDB
Metropolitan Transit Development Board
1255 Imperial Avenue, Suite 1000, San Diego, CA. 92101-7490 (619)231-1466

LIGHT RAIL GUIDEWAY PROJECT
San Diego

FRAMING DETAILS
SHEET 1 OF 3

SCALE: AS NOTED
MTDB CONTRACT NO. LRT552
DRAWING NO. 551 SHEET NO. 138

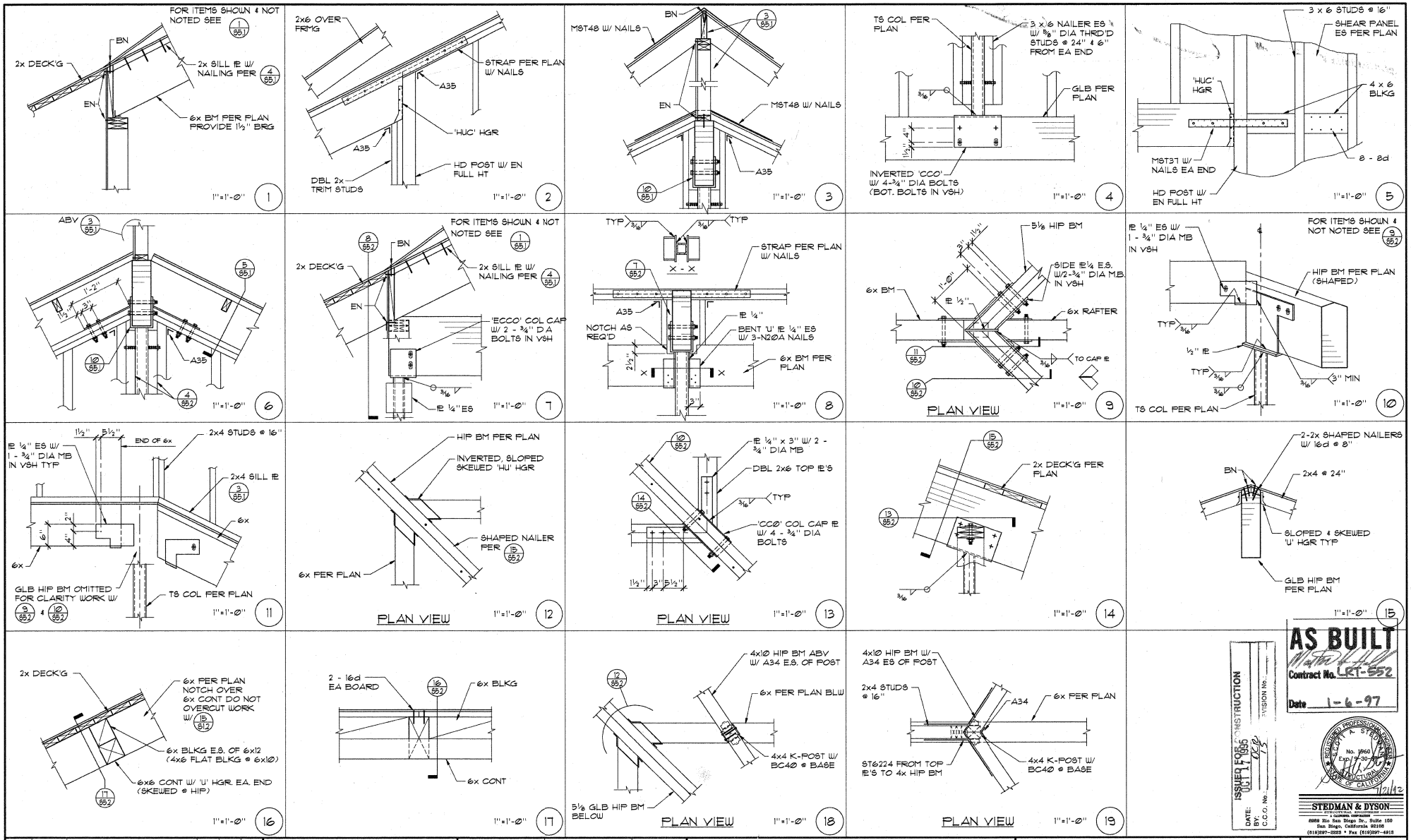

NO.	DATE	REVISIONS	BY	CHK	APRV
	4-95	CONFORMED			

PARSONS DE LEUW

DESIGNED BY	DATE
DRAWN BY	
CHECKED BY	
MTDB PRJ. ENG.	

MTDB
Metropolitan Transit Development Board
1255 Imperial Avenue, Suite 1000, San Diego, CA. 92101-7490 (619)231-1466

LIGHT RAIL GUIDEWAY PROJECT
San Diego

FRAMING DETAILS
SHEET 2 OF 3

SCALE: AS NOTED
MTDB CONTRACT NO.: LRT 552
DRAWING NO.: S52 | SHEET NO.: 139

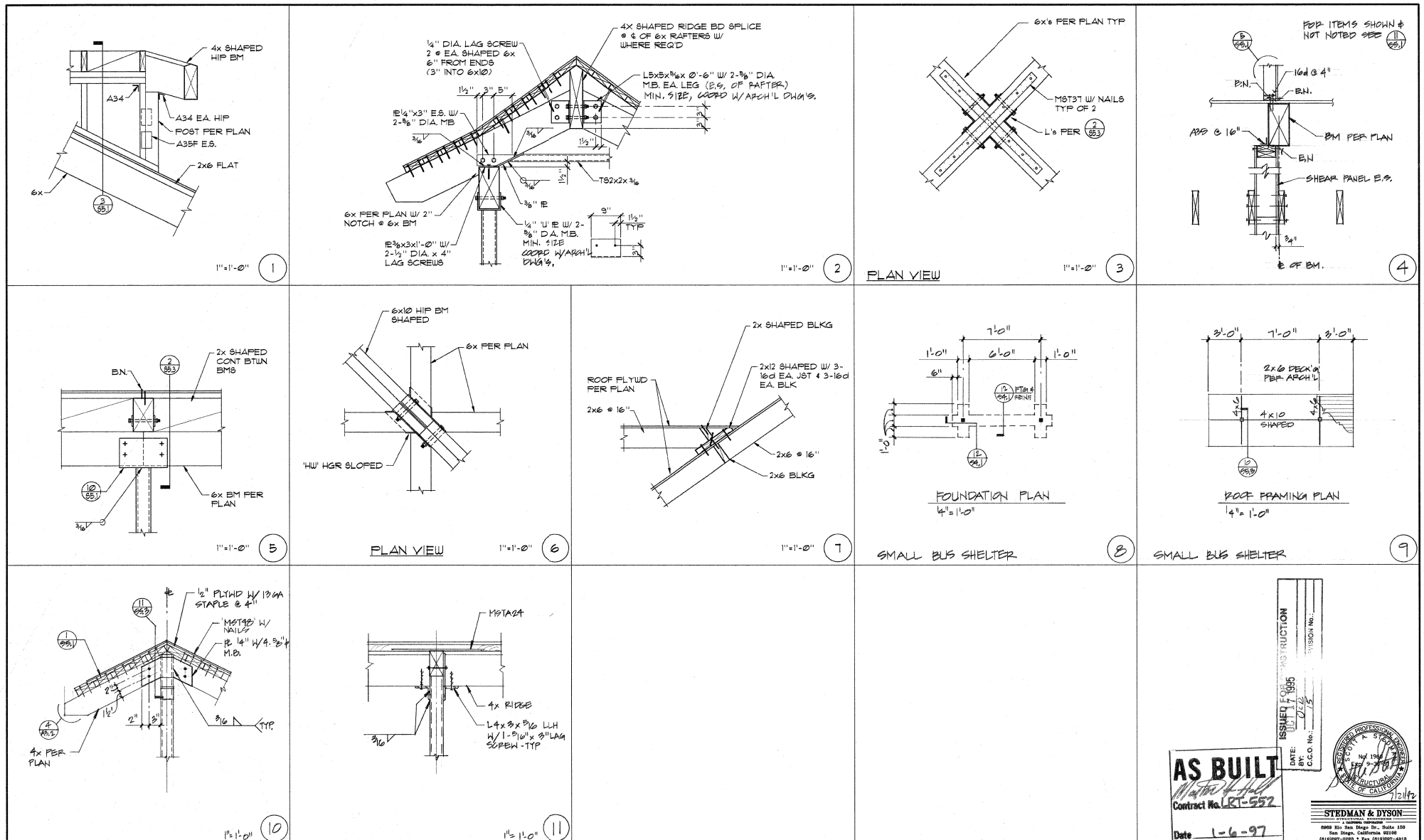

NO.	DATE	REVISIONS	BY	CHK	APRV
	4-95	CONFORMED			

PARSONS DE LEUW

DESIGNED BY	DATE
DRAWN BY	
CHECKED BY	
MTDB PRJ. ENG.	

MTDB
Metropolitan Transit Development Board
1255 Imperial Avenue, Suite 1000, San Diego, CA. 92101-7490 (619)231-1466

LIGHT RAIL GUIDEWAY PROJECT
San Diego

FRAMING DETAILS
SHEET 3 OF 3

SCALE: AS NOTED
MTDB CONTRACT NO.: LRT552
DRAWING NO.: S53
SHEET NO.: 140

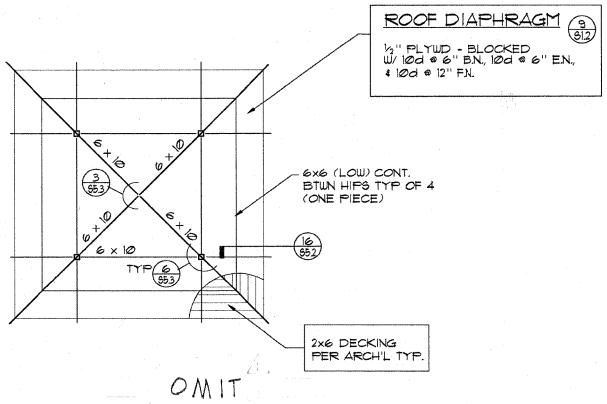

ROOF FRAMING PLAN (PORTAL)
1/4" = 1'-0"

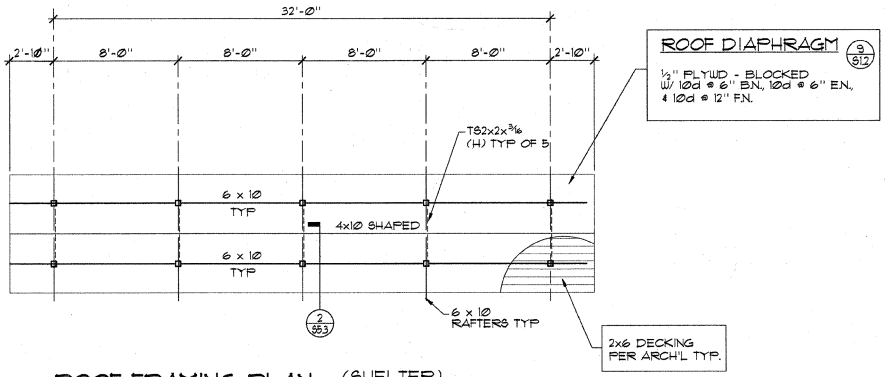

ROOF FRAMING PLAN (SHELTER)
1/4" = 1'-0"

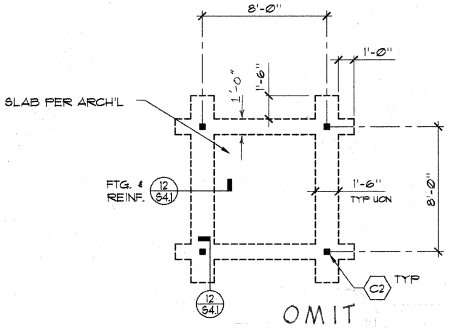

FOUNDATION PLAN (PORTAL)
1/4" = 1'-0"

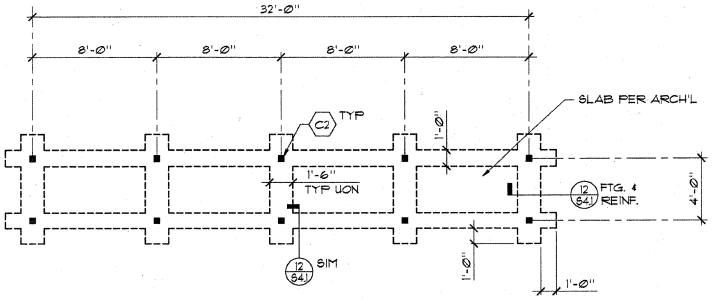

FOUNDATION PLAN (SHELTER)
1/4" = 1'-0"

C2 COL MARK SEE SCHED. ON SHEET S2.1

ISSUED FOR CONSTRUCTION
DATE: OCT 17 1995
BY:
C.C.O. No.: 15
REVISION No.:

AS BUILT
Contract No. LRT-552
Date 1-6-97

REGISTERED PROFESSIONAL ENGINEER
SCOTT A. STEDMAN
No. 4960
Exp. 9-30-97
STATE OF CALIFORNIA
STRUCTURAL
7/21/92

STEDMAN & DYSON
STRUCTURAL ENGINEERS
A CALIFORNIA CORPORATION
8959 Rio San Diego Dr., Suite 150
San Diego, California 92108
(619)297-2223 • Fax (619)297-4913

NO.	DATE	REVISIONS	BY	CHK	APRV
1	4-95	CONFORMED			

PARSONS DE LEUW

DESIGNED BY	DATE
DRAWN BY	
CHECKED BY	
MTDB PRJ. ENG.	

MTDB
Metropolitan Transit Development Board
1255 Imperial Avenue, Suite 1000, San Diego, CA. 92101-7490 (619)231-1466

LIGHT RAIL GUIDEWAY PROJECT
San Diego

PLANS @ SHELTER

SCALE ¼" = 1'-0"
MTDB CONTRACT NO. LRT552
DRAWING NO. S6.1
SHEET NO. 141

EXHAUST FAN SCHEDULE

MARK	SERVICE / LOCATION	CFM	TOTAL S.P. (IN HG)	ELECTRICAL HP	RPM	V.	HZ.	PH.	WEIGHT (LBS.)	SYSTEM DESIGNED ON
EF-1	BEST ROOMS/ COIL. SPACE	900	0.625"	1/4	1415	120	60	1	150	GREENHECK # BSQ-12-4 ①②

① PROVIDE WITH BACKDRAFT DAMPER AND INSULATED HOUSING.
② CONTROLLED BY TIME CLOCK (SEE CONTROL DIAGRAM)

GRILLES AND LOUVERS SCHEDULE

MARK	DESCRIPTION	TYPE	SIZE	FRAME	MAT.	FINISH	SYSTEM DESIGNED ON
A	EXHAUST GRILLE	CUSTOM PERF. GRILLES	9"x9" ②	1" ③	BRASS	SATIN	ARCHITECTURAL GRILLE # 214 ①⑥
B	EXHAUST GRILLE	CUSTOM PERF. GRILLES.	13½"x13½" ②	1" ③	BRASS	SATIN	ARCHITECTURAL GRILLE #214 ①⑤
C	OUTSIDE AIR GRILLE	CUSTOM PERF. GRILLES	13½"x13½" ②	1" ③	BRASS	SATIN	ARCHITECTURAL GRILLE # 214 ①④
D	DOOR LOUVER	SIGHT PROOF V-BLADES	24"x14"	CHANNEL BORDER	ALUM.	⑦	TITUS #50L-700

① PER ARCHITECTS APPROVAL.
② INSIDE DIMENSIONS
③ 1" BORDER (ALL FOUR SIDES) W/(4) COUNTER SINK HOLES AND SCREWS.
④ BASED ON 56% FREE AREA @ 432 FT/MIN. VELOCITY.
⑤ BASED ON 56% FREE AREA @ MAX. 309 FT/MIN. VELOCITY.
⑥ BASED ON 55% FREE AREA @ 324 FT/MIN. VELOCITY.
⑦ POLISHED GOLD ANODIZED #103

MECHANICAL SYMBOL SCHEDULE

SYMBOL	DESCRIPTION
	SECTION - SUPPLY AIR DUCT
	SECTION - RETURN OR OUTSIDE AIR DUCT
	SECTION - EXHAUST AIR DUCT
	LINED DUCT
	TURNING VANES
	MANUAL VOLUME DAMPER
	FLEXIBLE CONNECTION (F.C.)
	DIRECTION OF AIR FLOW
	EXTRACTOR
	FLEXIBLE DUCT
T	THERMOSTAT
SA	SUPPLY AIR
RA	RETURN AIR
EA	EXHAUST AIR
OSA	OUTSIDE AIR
℄ /CFM	CUBIC FEET PER MINUTE
FD	FIRE DAMPER
OBD	OPPOSED BLADE DAMPER
U/C	UNDERCUT
D/L	DOOR LOUVER
	POINT OF CONNECTION (P.O.C.)
ϕ	ROUND
TYP.	TYPICAL
B.D.D.	BACKDRAFT DAMPER
W/	WITH
PL.	PLATE

MECHANICAL GENERAL NOTES

1. DUCT FABRICATION AND INSTALLATION SHALL CONFORM TO THE "HVAC DUCT CONSTRUCTION STANDARDS - METAL AND FLEXIBLE" AS PUBLISHED BY SMACNA 1985 EDITION.
2. MECHANICAL SYSTEM SEISMIC RESTRAINTS SHALL CONFORM TO "GUIDELINES FOR SEISMIC RESTRAINTS OF MECHANICAL SYSTEMS" AS PUBLISHED BY S.M.A.C.N.A. 1976 EDITION - O.S.A. APPROVED MARCH 1976.
3. IF ANY EQUIPMENT SUBMITTED FOR APPROVAL HAS A DIFFERENT PHYSICAL SIZE OR ARRANGEMENT FROM THAT SHOWN ON THE DRAWINGS A FULL SET OF SHOP DRAWINGS SHALL BE SUBMITTED TO SHOW ALL INSTALLATION DETAILS.
4. DIFFUSER, GRILLE AND REGISTER LOCATIONS SHALL BE COORDINATED WITH THE ARCHITECTURAL REFLECTED CEILING PLAN AND INTERIOR ELEVATIONS. ANY DISCREPANCIES BETWEEN ARCHITECTURAL AND MECHANICAL PLANS SHALL BE BROUGHT TO THE ARCHITECT'S ATTENTION PRIOR TO INSTALLATION.
5. BRANCHES TO DIFFUSER, AND REGISTERS SHALL BE SUPPLIED WITH MANUAL VOLUME DAMPERS, DAMPER QUADRANT SHALL BE 3/8 MINIMUM, POSITION TO BE INDICATED BY QUADRANT. ALL DAMPERS THAT ARE INACCESSIBLE SHALL BE PROVIDED WITH REMOTE OPERATORS SIMILAR TO VENTLOCK 677-PLAIN FINISH.
6. EQUIPMENT ACCESS SHALL CONFORM TO U.M.C. SECTION 5C5.
7. FIRE DAMPERS SHALL BE INSTALLED IN DUCTS PENETRATING RATED FIRE SEPARATIONS. ACCESS DOORS SHALL BE PROVIDED FOR INSPECTION AND REPLACEMENT OF THE FUSIBLE LINK. FIRE DAMPER ASSEMBLIES INCLUDING SLEEVES AND INSTALLATION PROCEDURES SHALL BE APPROVED BY THE BUILDING INSPECTOR PRIOR TO INSTALLATION.
8. MECHANICAL CONTRACTOR SHALL COORDINATE THEIR INSTALLATION LOCATIONS WITH OTHER TRADES PRIOR TO INSTALLATION OF EQUIPMENT.
9. PROVIDE PERMANENT IDENTIFICATION NAMEPLATES, 1/4"W X 3/4"L BLACK BAKELITE WITH 1/8 INCH WHITE ETCHED LETTERS, MOUNTED BELOW T-STATS, BY-PASS TIMERS AND OTHER CONTROLS, ON EQUIPMENT USE MINIMUM 1/2 INCH HIGH LETTERS AND MOUNT BY MANUFACTURER'S NAMEPLATE.
10. ALL MECHANICAL WORK SHALL BE INSTALLED IN ACCORDANCE WITH THE 1991 UNIFORM MECHANICAL CODE.

CERTIFICATE OF COMPLIANCE — Part 1 of 3 — MECH-1

PROJECT NAME: OLD TOWN TRANSIT CENTER — DATE: 10-28-94
PROJECT ADDRESS: 4009 TAYLOR STREET, SAN DIEGO, CA. 92101 — Building Permit #
PRINCIPAL DESIGNER - MECHANICAL: ENGINEERING DYNAMICS — TELEPHONE: (619) 483-7700
DOCUMENTATION AUTHOR: JAMES W. MILLER/D.L.S.K. ENGINEERS — TELEPHONE: (619) 483-7700 — Checked by/Date Enforcement Agency Use

GENERAL INFORMATION

DATE OF PLANS: 10-28-94	BUILDING CONDITIONED FLOOR AREA: 1413 SQ FT.			
BUILDING TYPE	☒ NONRESIDENTIAL	☐ HIGH RISE RESIDENTIAL	☐ HOTEL/MOTEL GUEST ROOM	
PHASE OF CONSTRUCTION	☒ NEW CONSTRUCTION	☐ ADDITION	☐ ALTERATION	
METHOD OF MECHANICAL COMPLIANCE	☒ PRESCRIPTIVE	☐ PERFORMANCE		
PROOF OF ENVELOPE COMPLIANCE	☐ PREVIOUS ENVELOPE PERMIT	☒ ENVELOPE COMPLIANCE ATTACHED		

STATEMENT OF COMPLIANCE

This Certificate of Compliance lists the building features and performance specifications needed to comply with Title 24, Parts 1 and 6 of the California Code of Regulations. This certificate applies only to building mechanical requirements.

The Principal Mechanical Designer hereby certifies that the proposed building design represented in this set of construction documents is consistent with the other compliance forms and worksheets, with the specifications, and with any other calculations submitted with this permit application. The proposed building has been designed to meet the mechanical requirements contained in sections 110 through 115, 120 through 124, 140 through 142, 144 and 145.

Please check one:

☒ I hereby affirm that I am eligible under the provisions of Division 3 of the Business and Professions Code to sign this document as the person responsible for its preparation; and that I am a civil engineer, mechanical engineer, or architect.

☐ I affirm that I am eligible under the exemption to Division 3 of the Business and Professions Code by Section 5537.2 of the Business and Professions Code to sign this document as the person responsible for its preparation; and that I am a licensed contractor preparing documents for work that I have contracted to perform.

☐ I affirm that I am eligible under the exemption to Division 3 of the Business and Professions Code by Section _____ of the _____ Code to sign this document as the person responsible for its preparation; and for the following reason: _____

PRINCIPAL MECHANICAL DESIGNER - NAME	SIGNATURE	LIC. NO.	DATE
JOHN EVERT	John B. Evert	M-025732	10-28-94

MECHANICAL MANDATORY MEASURES

Indicate location on plans of Note Block for Mandatory Measures: M1.1 & P1.1

INSTRUCTIONS TO APPLICANT

For detailed instructions on the use of this and all Energy Efficiency Standards compliance forms, please refer to the Nonresidential Manual published by the California Energy Commission.
MECH-1: Required on plans for all submittals. Parts 2 & 3 may be incorporated in schedules on plans.
MECH-2: Required for all submittals; choose appropriate version depending on method of mechanical compliance.
MECH-3 and MECH-4: Required for all submittals.

Nonresidential Compliance Form — *December 1991*

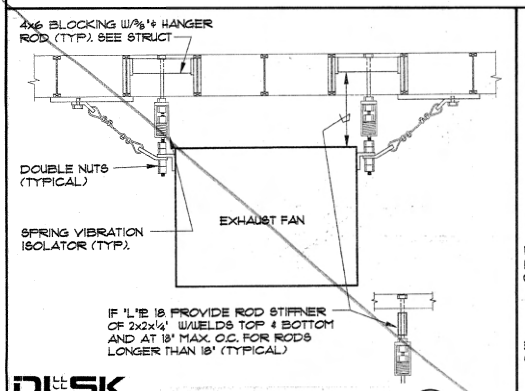

FAN MOUNTING DETAIL 1 — NO SCALE — M1.1 | M2.1

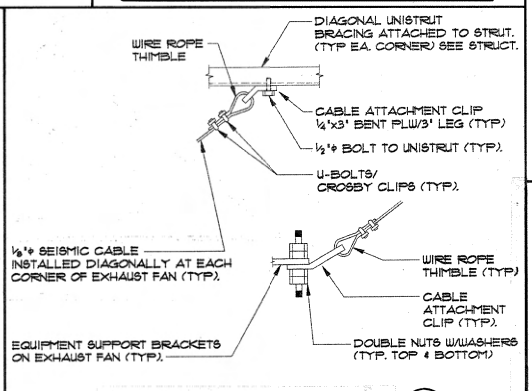

SEISMIC RESTRAINT DETAIL 2 — NO SCALE — M1.1 | M2.1

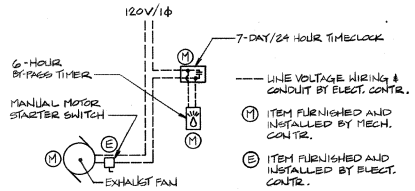

EXHAUST FAN CONTROL DIAGRAM — NO SCALE

TITLE 24 COMPLIANCE

The following shall be complied with unless more restrictive requirements are shown on the plans or called for in the specifications.

1. Insulation materials shall meet the California Quality Standards per section 118 of the building Energy Efficiency Standards (E.E.S.) - 1992.
2. Doors and windows shall meet the Minimum Infiltration Requirements per section 116 (E.E.S.) - 1992.
3. All piping and ductwork shall be insulated consistent with the Requirements of sections 118, 123 and 124 (E.E.S.) - 1992 and Table 10.D, 1991, U.M.C.
4. All HVAC systems shall meet the control requirements per sections 112 and 122 (E.E.S.) - 1992.
5. All HVAC equipment and appliances shall meet the requirements per sections 111-113, 115 and 120-129 (E.E.S.) - 1992.

ISSUED FOR CONSTRUCTION — DATE: OCT 17 1995 — P.O. NO.: 15

AS BUILT — Contract No. LRT-552 — Date 1-6-97

DLSK PROFESSIONAL ENGINEERS — 4747 MORENA BLVD • SUITE 100 — SAN DIEGO, CA 92117-3466 — (619) 483-7700 — 2817

NO.	DATE	REVISIONS	BY	CHK	APRV
	4-95	CONFORMED			

PARSONS DE LEUW

REGISTERED PROFESSIONAL ENGINEER — GEORGE SWIFT — No. 22453 — EXP. 12-31-95 — MECHANICAL — STATE OF CALIFORNIA

DESIGNED BY JWM	DATE 10-28-94
DRAWN BY JWM	
CHECKED BY JE	
MTDB PRJ.ENG.	

MTDB
Metropolitan Transit Development Board
1255 Imperial Avenue, Suite 1000, San Diego, CA. 92101-7490 (619) 231-1466

LIGHT RAIL GUIDEWAY PROJECT
San Diego

NOTES, SYMBOLS, SCHEDULES, DETAILS & TITLE 24

SCALE: AS NOTED
MTDB CONTRACT NO.: LRT-552
DRAWING NO.: M1.1 — SHEET NO.: 142

MTS DOC NO. PWL355.0-22, WOA355-AE-75

C:\OTF1.DGN Sep. 16, 1994 10:08:54

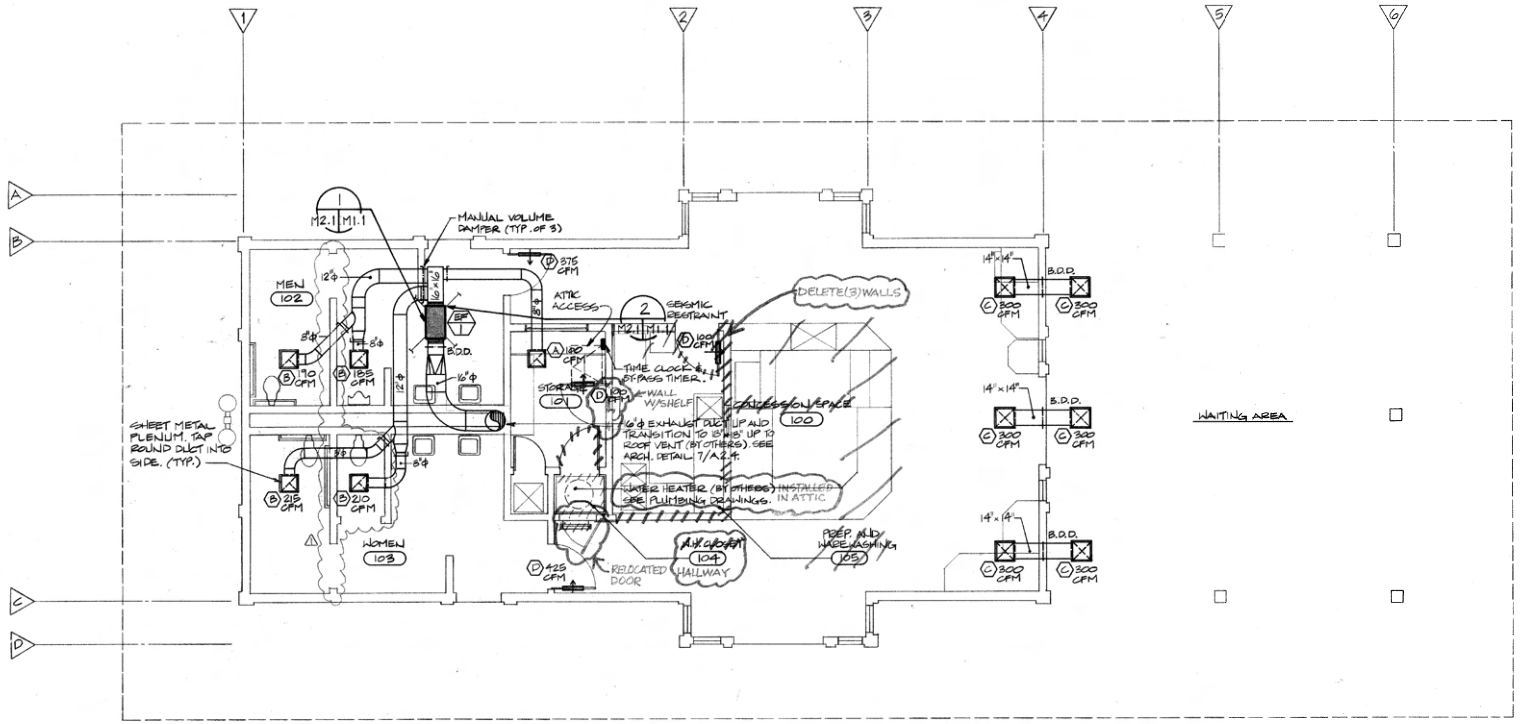

DEPOT FLOOR PLAN - MECHANICAL

SCALE: 1/4"=1'-0"

DLSK PROFESSIONAL ENGINEERS
4147 MORENA BLVD • SUITE 100
SAN DIEGO, CA 92117-3466
(619)483-7700 2817

AS BUILT
Contract No. LRT-552
Date 1-6-97

ISSUED FOR CONSTRUCTION
DATE: 11/17/95
BY: DCE
C.C.O. No.:
ISSUE No.:

NO.	DATE	REVISIONS	BY	CHK	APRV
1	10-13-95				
	4-95	CONFORMED			

PARSONS DE LEUW

REGISTERED PROFESSIONAL ENGINEER GEORGE SWIFT No. 22335 EXP. 12/31/95 MECHANICAL STATE OF CALIFORNIA

DESIGNED BY JWM	DATE 10-28-94
DRAWN BY JWM	
CHECKED BY JE	
MTDB PRJ.ENG.	

MTDB
Metropolitan Transit Development Board
1255 Imperial Avenue, Suite 1000, San Diego, CA. 92101-7490 (619) 231-1466

LIGHT RAIL GUIDEWAY PROJECT
San Diego

MECHANICAL FLOOR PLAN

SCALE 1/4"=1'-0"
MTDB CONTRACT NO. LRT-552
DRAWING NO. M2.1
SHEET NO. 143

211

MTS DOC NO. PWL355.0-22, WOA355-AE-75

FIXTURE CONNECTIONS

MARK	FIXTURE		CW	HW	W.	V.
WC-1	WATER CLOSET, WALL MTD., HANDICAP		1¼"	—	4"	2"
WC-2	WATER CLOSET, WALL MTD.		1¼"	—	4"	2"
UR-1	URINAL, WALL MTD., HANDICAP		1"	—	2"	1½"
L-1	LAVATORY, WALL MTD., HANDICAP		½"	½"	2"	1½"
FS-1	FLOOR SINK		½" *	—	2"	1½"
FD-1	FLOOR DRAIN		—	—	2"	1½"
HB-1	HOSE BIBB		¾"	—	—	—
HB-2	HOSE BIBB, RECESSED		¾"	—	—	—
DF-1	DRINKING FOUNTAIN		½"	—	2"	1½"
FS-2	FLOOR SINK		—	—	3"	2"
SS-1	JANITOR SINK	***	½"	½"	3"	2"
(HS)	HAND SINK	**	½"	½"	2"	1½"
(PP)	POT AND PAN SINK W/G.I.	**	½"	½"	2" / 3"	1½" / 2"
(VP)	VEGETABLE PREP SINK	**	½"	½"	1W	—
(HS)	HAND SINK	**	½"	½"	2"	1½"
(IM)	ICE AND BEVERAGE DISPENSER	**	—	—	1W	—
(IM)	ICE MAKER	**	¼"	—	—	—

* ½" CW FROM TRAP PRIMER (SEE DRAWINGS)
** SEE KITCHEN DRAWING FOR FIXTURES AND EXACT LOCATION
*** PROVIDE W/BACKFLOW PREVENTER ON CW & HW
**** 3" INLET & OUTLET AT GREASE INTERCEPTOR (2" V. BEFORE AND AFTER)

FIXTURE UNIT CALCULATIONS

MARK	DESCRIPTION	F.U. EACH WTR.	F.U. EACH W.	QTY.	F.U. TOTAL WTR.	F.U. TOTAL W.
WC-1	WATER CLOSET, FLUSH VALVE	10	6	2	20	12
WC-2	WATER CLOSET, FLUSH VALVE	10	6	1	10	6
UR-1	URINAL, WALL MTD.	5	2	1	5	2
L-1	LAVATORY, WALL MTD.	2	1	4	8	4
FS-1	FLOOR SINK	—	2	1	—	2
FD-1	FLOOR DRAIN	—	4	2	—	8
HB-1	HOSE BIBB	3	—	2	6	—
HB-2	HOSE BIBB, RECESSED	3	—	1	3	—
DF-1	DRINKING FOUNTAIN	4	2	1	8	2
FS-2	FLOOR SINK	—	2	5	—	10
SS-1	JANITOR SINK	2	3	1	2	3
(HS)	HAND SINK	2	2	1	2	2
(PP)	POT AND PAN SINK	2	3	1	2	3
(VP)	VEGETABLE PREP SINK	2	1W	1	2	—
(HS)	HAND SINK	2	2	1	2	2
(IM)	ICE AND BEVERAGE DISPENSER	—	1W	1	—	—
(IM)	ICE MAKER	1	—	1	1	—
	GRAND TOTAL			27	71	56

FIRE DEPARTMENT NOTES:
1. PLANS FOR ALL FIXED FIRE PROTECTION EQUIPMENT SHALL BE SUBMITTED TO THE FIRE MARSHAL FOR APPROVAL PRIOR TO INSTALLATION.
2. PROVIDE A MINIMUM OF ONE 2A10BC CLASSIFICATION FIRE EXTINGUISHER WITHIN 75 FT. TRAVEL DISTANCE FOR EA. 6,000 SQ. FT. OR PORTION THEREOF ON EA. FLOOR (U.F.C. ARTICLE 10 DIVISION III, U.F.C. STANDARDS 10-1 AND C.A.C. T-19, SEC. 3.29).

TITLE 24 HANDICAP REQUIREMENTS

The Following notes apply to the installation of water closets, urinals, lavatories, and drinking fountains:

1. Water Closets
   A. The height of accessible water closets shall be a minimum of 17 inches and a maximum of 19 inches measured to the top of the toilet seat. Flush controls shall be operable by an oscillating handle with a maximum operating force of 3 lbs., or by a remote low voltage button. The handle or button shall be located so they are operable without requiring excessive body movement. Water closets shall be ultra-low flow (max. 1.6 gallons per flush).
2. Urinals
   A. Where urinals are provided at least one elongated rim at a maximum of 17 inches above the floor is required.
   B. Flush controls shall be hand operated, and shall be mounted no more than 44 inches above the floor. (MAX. 1.0 GALLON PER FLUSH).
3. Lavatories
   A. Lavatories shall be mounted with a clearance of at least 29 inches from the floor to the bottom of the apron with knee clearance under the front lip extending a minimum of 30 inches in width with 8 inches minimum depth at the top. Toe clearance shall be the same width and shall be a minimum of 17 inches deep from the front of the lavatory.
   B. Hot Water and Drain Pipes under Lavatories shall be insulated or otherwise covered. There shall be no sharp or abrasive surfaces under Lavatories.
      (1) "P" Trap - insulate with 1/2 inch thick armaflex preformed rubber "P" trap cover as manufactured by Thorp insulation company or approved equal.
      (2) Supply - Hot water supply to be insulated with rubber tubular pipe insulation, 1/2 inch thick.
      (3) Joints to be cemented together with rubber adhesive and painted with 2 coats of armaflex white finish paint.
   C. Faucet Controls and Operating Mechanisms shall be operable with one hand and shall not require tight grasping, pinching or twisting of the wrist. The force required to activate controls shall not be greater than 5 lbs. Lever-operated, Push-type and electronically controlled mechanisms are examples of acceptable designs. Self-closing valves are allowed if the faucet remains open for at least 10 seconds.
4. Drinking Fountains
   A. The Drinking Fountain shall be a minimum of 18 inches in depth and there shall be clear and level unobstructed space under the drinking fountain, [illegible] inches in height and 8 inches in depth for these measurements being taken from the front edge of the Fountain. A side approach Drinking Fountain is not acceptable.
   B. The Bubbler shall be activated by a control which is easily operated by a disabled person such as a hand-operated lever-type control located within 6 inches of the front of the Fountain, a push-bar control along the front of the Drinking Fountain, etc. The Bubbler outlet orifice shall be located within 6 inches of the front of the Drinking Fountain and shall be within 36 inches of the floor. The water stream from the bubbler shall be substantially parallel to the front edge of the drinking fountain.

PLUMBING GENERAL NOTES

1. SEE ARCHITECTURAL DRAWINGS FOR EXACT LOCATION OF ALL PLUMBING FIXTURES.
2. COORDINATE ALL LOCATION, SIZE AND ELEVATIONS OF ALL SLEEVES THROUGH WALLS AND SLABS WITH STRUCTURAL AND ARCHITECTURAL DRAWINGS.
3. COORDINATE AND VERIFY EXACT LOCATION, SIZE, POINTS OF CONNECTION AND INVERT ELEVATIONS OF UTILITY SERVICE PIPING PRIOR TO START OF WORK. THE ARCHITECT SHALL BE NOTIFIED IMMEDIATELY OF ALL DISCREPANCIES.
4. THE LOCATION AND ELEVATION OF ALL PIPING, FIXTURES, EQUIPMENT, ETC. SHALL BE VERIFIED AND COORDINATED WITH ALL OTHER TRADES, STRUCTURAL CONDITIONS AND BUILDING CONSTRUCTION, PRIOR TO START OF INSTALLATION.
5. ALL VALVES AND EQUIPMENT REQUIRING MAINTENANCE SHALL BE LOCATED TO BE READILY ACCESSIBLE. ACCESS PANELS SHALL BE PROVIDED, WITH ARCHITECTS APPROVAL FOR VALVES AND EQUIPMENT LOCATED WITHIN OR BEHIND WALLS. EQUIPMENT SHALL INCLUDE BUT NOT BE LIMITED TO VALVES, BACKFLOW PREVENTERS AND WATER HAMMER ARRESTERS.
6. ALL PLUMBING WORK SHALL BE INSTALLED IN ACCORDANCE WITH THE 1991 UNIFORM PLUMBING CODE.

PLUMBING SYMBOLS

SYMBOL	DESCRIPTION	SYMBOL	DESCRIPTION
	MOP SINK		CLEAN OUT
	WALL HYDRANT		FLANGE
	FLOOR OR SURFACE CLEANOUT		STEAM
	WALL CLEANOUT		UNION
	FLOOR DRAIN		PLANET
	FLOOR SINK		PIPE RISE
	ROOF DRAIN		PIPE DROP
	OVERFLOW ROOF DRAIN		
	AREA DRAIN		
	PLANTER DRAIN		
	TRAP PRIMER		
	VENT THROUGH ROOF		
	DRAIN PIPE		
	COLD WATER PIPE (CW)		
	HOT WATER PIPE (HW)	1W	INDIRECT WASTE
	VENT PIPE (V)		
	WASTE PIPE (W)		

PLUMBING ENERGY CONSERVATION NOTES:

1. **Lavatory Faucets shall be self-closing. The valve will remain open for a minimum of 10 seconds and the outlet temperature will not exceed 110 degrees Fahrenheit. (2.2 GPM Max).**
2. **All storage type water heaters shall be listed for use by the California Energy Commission. In addition, all water heaters shall have an automatic electronic ignition and shall have an automatic temperature control system.**
3. **All piping shall be insulated consistent with the requirements of sections 118 and 123 (E.E.S.) and Table 10.D, U.M.C. 1991. All insulation material shall meet the California Quality Standard per section 118 (E.E.S.) - 1992.**

WATER CALCULATIONS

STREET PRESSURE = 130 P.S.I. (CITY OF SAN DIEGO)
HORIZONTAL PIPE LENGTH, TAP TO METER —
HORIZONTAL PIPE LENGTH, METER TO BUILDING (POINT OF ENTRY) —
TOTAL SITE SERVICE DEVELOPED LENGTH (S.S.D.L.) —
S.S.D.L. — / 100 X — LBS. per 100 ft. = — LBS PRESSURE LOSS.
* PROVIDE PRV SET @ 65 P.S.I.

HORIZONTAL PIPE LENGTH, BUILDING (POINT OF ENTRY) TO LAST FIXTURE	65'
VERTICAL RISE TAP TO HIGHEST FIXTURE	10'
TOTAL BUILDING DEVELOPED LENGTH	75'
EQUIVALENT LENGTH FOR FITTINGS (30% ADDED FOR FITTINGS)	23'
TOTAL EQUIVALENT LENGTH	98'

HEIGHT 10 X .43 = 4.3 P.S.I. LOSS (STATIC)

METER SIZE	ITEM	P.S.I. LOSS
1½"	METER	5.0
	STATIC	4.3
	SERVICE	—
	FIXTURE	15.0
	EQUIPMENT	—
	TOTAL LOSS	24.3
*	STREET PRESSURE	65.0
	TOTAL LOSS	40.7
	DIFFERENCE (AVAILABLE FOR FRICTION)	41

TOTAL FIXTURE UNITS (27 FIXTURES) 65 F.U.
TOTAL G.P.M. 57 GPM

NOTE: PIPE SIZING BASED ON 5-lbs./SQ.IN./100' AND VELOCITY SHALL NOT EXCEED 8 FT./SEC.

(DIFFERENCE 41 X 100 = 4100) ÷ (TOTAL EQUIVALENT LENGTH 98') EQUALS 41.8 ALLOWABLE PRESSURE DROP, per 100ft. PIPE.

WATER HEATER SCHEDULE

MARK	LOCATION	STORAGE GAL. CAP.	BTU/HOUR	ELECTRICAL KW	VOLT	HZ.	PH	DIMENSION	SYSTEM DESIGNED ON	OPER. WT.
WH-1	WH CLOSET # 104	50	39,717	9	208	60	3	H.=64 3/4" D.=27" DIA.=20½"	A.O. SMITH DSE-50 ①②	650

① MEETS THE REQUIREMENTS OF ASHRAE 90A-1980 STANDARD FOR ENERGY EFFICIENCIES AND IS UL RATED.
② WATER HEATER INSTALLATION SHALL COMPLY WITH SEC. 1007(c) U.P.C. '91 FOR THERMAL EXPANSION REQUIREMENTS.

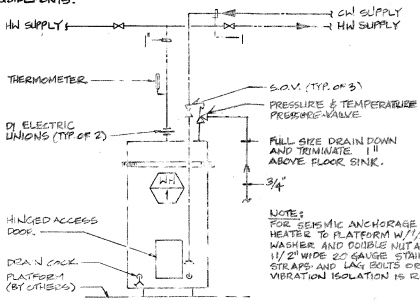

WATER HEATER DETAIL 1
NO SCALE P1.1 | P2.1

AS BUILT
Contract No. LRT-552
Date 1-6-97

ISSUED FOR CONSTRUCTION
DATE OCT 17 1995
BY
C.O. NO.

NO.	DATE	REVISIONS	BY	CHK	APRV
4-95	CONFORMED				

PAPSONS DE LEUW

REGISTERED PROFESSIONAL ENGINEER GEORGE SWAN No. M 15453 EXP. 12/31/95 MECHANICAL STATE OF CALIFORNIA

DESIGNED BY	JWM
DRAWN BY	JWM
CHECKED BY	JE
MTDB PRJ. ENG.	
DATE	10-28-94

MTDB
Metropolitan Transit Development Board
1255 Imperial Avenue, Suite 1000, San Diego, CA 92101-7490

LIGHT RAIL GUIDEWAY PROJECT
San Diego

NOTES, SYMBOLS, SCHEDULES DETAILS & CALCULATIONS

SCALE: (AS NOTED)
MTDB CONTRACT NO. LRT-552
DRAWING NO. P1.1 SHEET NO. 144

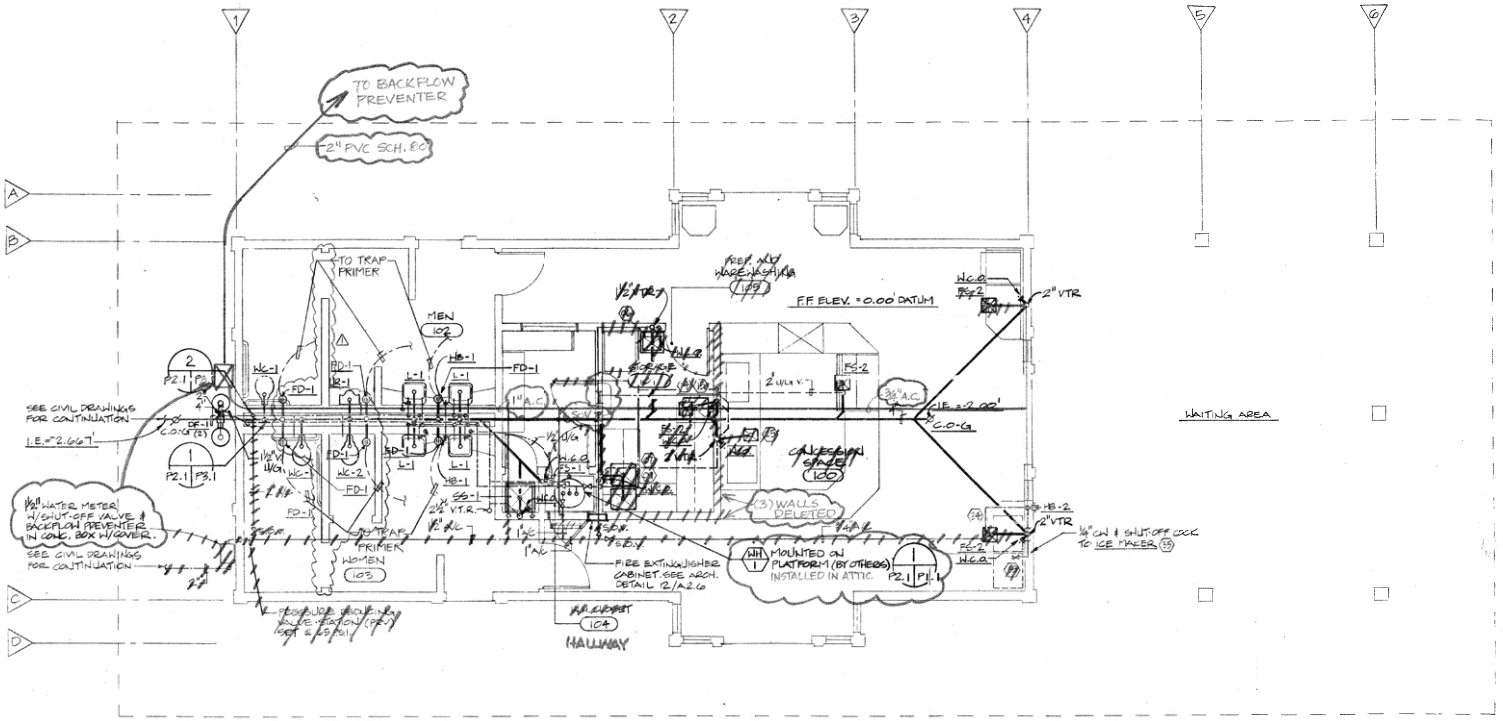

DEPOT FLOOR PLAN - PLUMBING

SCALE: 1/4"=1'-0"

AS BUILT
Contract No. LRT-552
Date 1-6-97

ISSUED FOR CONSTRUCTION
DATE: OCT 17 1995
BY:
C.C.O. No.:
REVISION No.:

NO.	DATE	REVISIONS	BY	CHK	APRV
△	10-13-95				
	4-95	CONFORMED			

PARSONS DE LEUW

REGISTERED PROFESSIONAL ENGINEER GEORGE SWANN MECHANICAL STATE OF CALIFORNIA

DESIGNED BY JWM	DATE 10-28-94
DRAWN BY JWM	
CHECKED BY JE	
MTDB PRJ. ENG.	

MTDB
Metropolitan Transit Development Board
1255 Imperial Avenue, Suite 1000, San Diego, CA 92101-7490

LIGHT RAIL GUIDEWAY PROJECT
San Diego

PLUMBING FLOOR PLAN

SCALE 1/4"=1'-0"
MTDB CONTRACT NO. LRT-552
DRAWING NO. P2.1
SHEET NO. 145

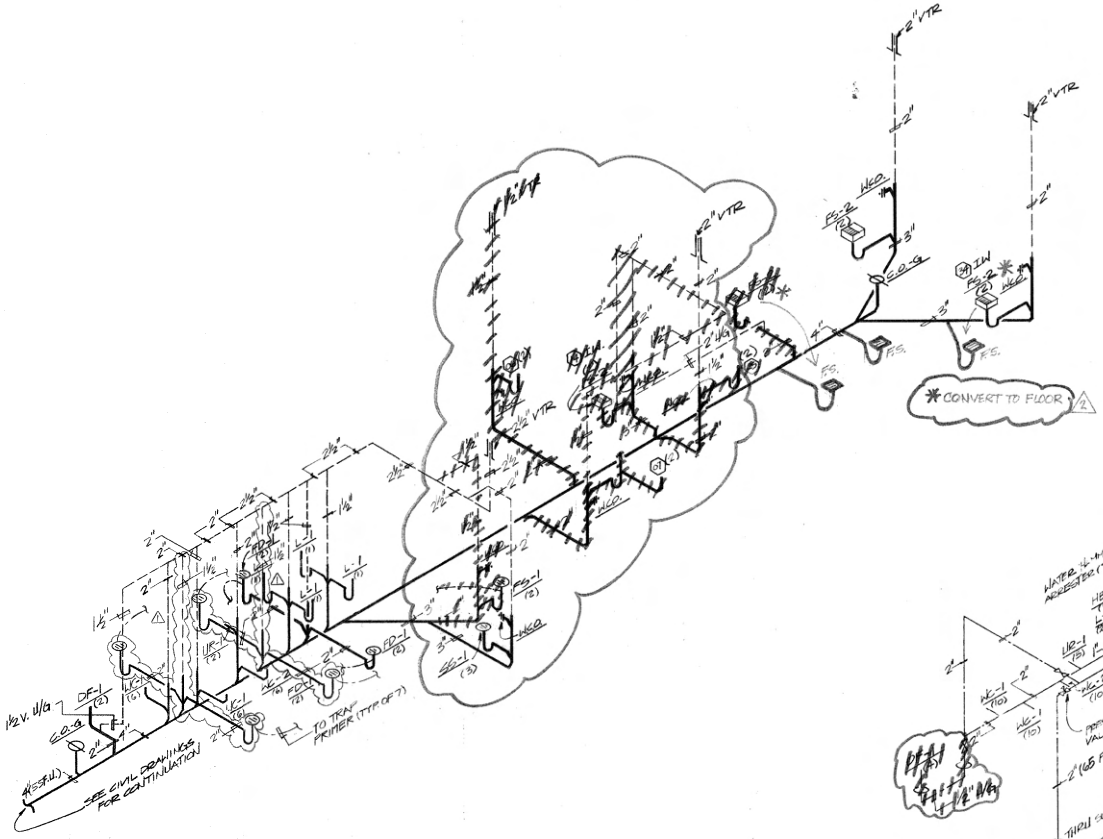

WASTE & VENT PIPING DIAGRAM 1
NO SCALE
P3.1 | P2.1

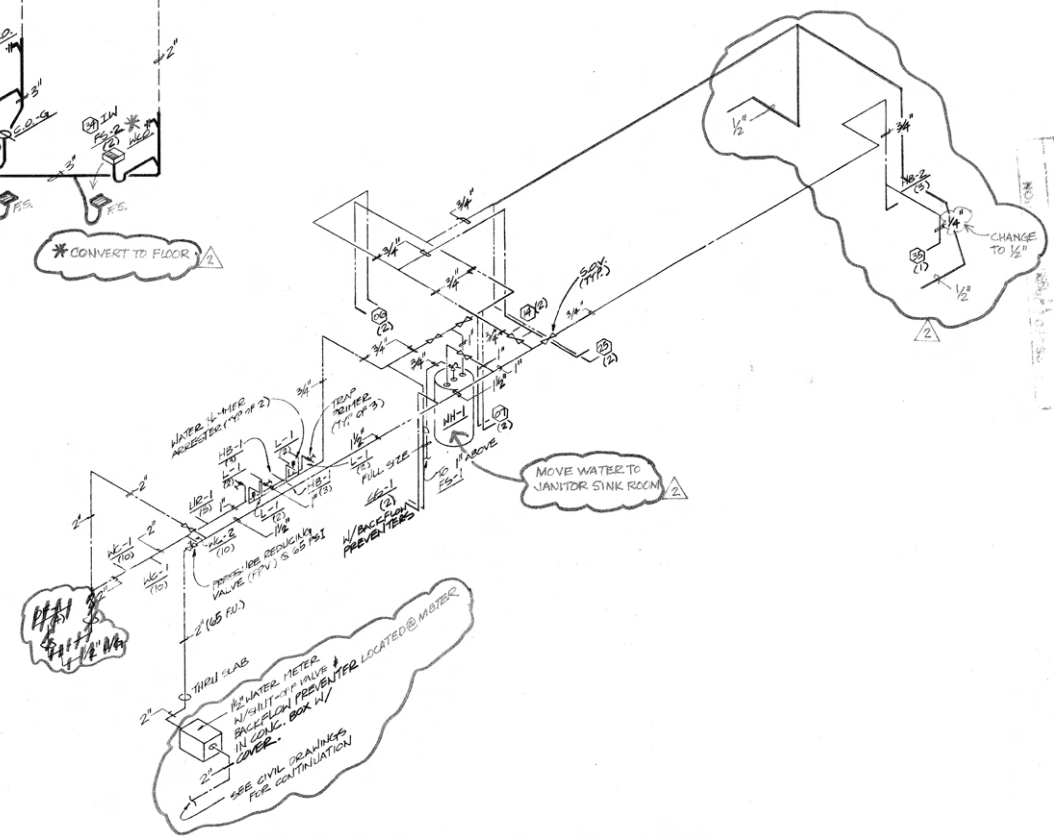

HOT & COLD WATER PIPING DIAGRAM 2
NO SCALE
P3.1 | P2.1

ISSUED FOR CONSTRUCTION
DATE: JUL 17 1995
BY:
C.C.O. No.:
REVISION No.:

AS BUILT
Contract No. LRT-552
Date 1-6-97

NO.	DATE	REVISIONS	BY	CHK	APRV
1	10-13-95				
2		TENNAT CHANGES CCO # 46			
	4-95	CONFORMED			

PARSONS DE LEUW

REGISTERED PROFESSIONAL ENGINEER GEORGE SWANN No. 20455 EXP. 12/31/95 MECHANICAL STATE OF CALIFORNIA

DESIGNED BY JWM	DATE 10-28-94
DRAWN BY JWM	
CHECKED BY JE	
MTDB PRJ. ENG.	

MTDB
Metropolitan Transit Development Board
1255 Imperial Avenue, Suite 1000, San Diego, CA 92101-7490

LIGHT RAIL GUIDEWAY PROJECT
San Diego

PIPING DIAGRAMS

SCALE: AS NOTED
MTDB CONTRACT NO.: LRT 552
DRAWING NO.: P3.1
SHEET NO.: 146

MTS DOC NO: PWL355.0-22; WOA355-AB-75

(XX / XX) DETAIL DESIGNATOR, UPPER HALF DENOTES DETAIL, LOWER HALF DENOTES SHEET NUMBER ON WHICH DETAIL APPEARS. (-) DENOTES SAME SHEET.

(X) NUMBERED NOTE DESIGNATOR.

+4'-6' MOUNTING HEIGHT ABOVE FINISHED FLOOR OR GRADE, WIRING DEVICES-TO CENTER OF DEVICE, WALL BRACKET LIGHTING FIXTURE- TO CENTER OF FIXTURE BODY, PENDANT MOUNTED LIGHTING FIXTURES- TO BOTTOM OF FIXTURE.

CO CONDUIT ONLY

WP ADJACENT TO SYMBOL DENOTES WEATHERPROOF ENCLOSURE

SWITCHBOARD OR MCC

PANEL BOARD (SURFACE-FLUSH)

TERMINAL CABINET (SURFACE-FLUSH)

EQUIPMENT ENCLOSURE OR PULL BOX (SURFACE-FLUSH)

FLUORESCENT LIGHTING FIXTURE

FLUORESCENT LIGHTING FIXTURE - WALL MOUNTED

INCANDESCENT OR HID LIGHTING FIXTURE, BRACKET DENOTES WALL MOUNTED, LOWER CASE LETTER DENOTES SWITCH CONTROL

FLOODLIGHT, SPOTLIGHT OR WALL WASHING FIXTURE.

POSTOP FIXTURE OR LIGHTING STANDARD

(A) DENOTES FIXTURE TYPE.

S_b SINGLE POLE WALL SWITCH AT +4'-0" UON, LOWER CASE LETTER DENOTES OUTLETS CONTROLLED

S_2 2-POLE WALL SWITCH AT +4'-0" UON.

S_3 3-WAY WALL SWITCH AT +4'-0" UON.

S_4 4-WAY WALL SWITCH AT +4'-0"

S_T TOGGLE TYPE FRACTIONAL HP MANUAL MOTOR STARTER WITH THERMAL OVERLOADS. DELETE OVERLOADS IF ONLY FOR DISCONNECT SERVICE.

S_M MOMENTARY CONTACT SWITCH AT +4'-0" UON.

S_P SWITCH WITH PILOT LIGHT AT +4'-0" UON.

S_K KEY OPERATED SWITCH AT +4'-0" UON.

(T) TIMER SWITCH +4'-0" UON.

DUPLEX CONVENIENCE RECEPTACLE AT +18" UON.

DUPLEX CONVENIENCE RECEPTACLE WITH UPPER HALF SWITCHED AT +18" UON. LOWER CASE LETTER DENOTES SWITCH CONTROL.

JUNCTION BOX, FLUSH MOUNTED. BRACKET DENOTES FLUSH WALL MOUNTED UON.

COMBINATION FUSED SWITCH AND MOTOR STARTER OR CIRCUIT BREAKER AND MOTOR STARTER

MAGNETIC MOTOR STARTER, NUMBER DENOTES NEMA SIZE.

MANUAL MOTOR STARTER

(F) SAFETY SWITCH, "F" DENOTES FUSED.

(B) CIRCUIT BREAKER, INDIVIDUALLY MOUNTED.

MOTOR CONNECTION

(C) CLOCK HANGER OUTLET AT +7'-6" UON.

CONDUIT CONCEALED IN WALLS OR CEILING.

CONDUIT CONCEALED IN FLOOR, UNDERFLOOR, OR BELOW GRADE.

CONDUIT RUN EXPOSED.

FLEXIBLE CONDUIT

CROSSMARKS DENOTE QUANTITY OF #12 WIRES IN BRANCH CIRCUIT CONDUIT. NO CROSSMARKS DENOTES TWO #12 WIRES. NUMBER ADJACENT TO CROSSMARKS DENOTES WIRE SIZE OTHER THAN #12 IN BRANCH CIRCUIT CONDUIT.

CONDUIT STUBOUT.

CONDUIT RISING UP

CONDUIT DROPPING DOWN

A-1 HOMERUN TO PANEL AND CIRCUITS INDICATED.

TELEPHONE SYSTEM 3/4" CO UON.

G GROUND FAULT INTERRUPTER DUPLEX RECEPTACLE.

I DUPLEX RECEPTACLE WITH ISOLATED GROUND.

DOUBLE DUPLEX CONVENEINCE RECEPTACLE AT +18" UON.

TELEPHONE OUTLET AT +18" UON.

W WALL MOUNTED TELEPHONE OUTLET AT +48" UON.

COMPUTER OUTLET

TV TELEVISION OUTLET

(P) PHOTO SWITCH

N/A NOT APPLICABLE

FIXTURE SCHEDULE

TYPE	TOTAL WATTS	LAMP	DESCRIPTION	FINISH	MTG.	MFR. & CAT. NO.
A	60	50W HPS	HIGH PRESSURE SODIUM UNIT WITH RLM	BLACK	PENDANT	ARCHITECTURAL AREA LIGHTING #SLIO-SH20-T-50HPS-PND OR EQUAL
B	130	100W HPS	HIGH PRESSURE SODIUM 14" DIA DIE CAST DOOR FRAME, PRISMATIC GLASS LENS, SPECULAR REFLECTOR, DARK LOCATION LABEL	WHITE	RECESSED	GUTH #B11-519-120 JD-DL OR EQUAL
C	72	2F40	FLOURESCENT 1'x 4' TROFFER WITH ACRYLIC PRISMATIC LENS	BAKED WHITE ENAMEL	RECESSED	COLUMBIA #4PS2F-52-14-2-120 OR EQUAL
D	120	100 W COATED METAL HALIDE ED-17	PENDANT METAL HALIDE DOWNLIGHT WITH DIE CAST ALUMINUM HOUSING WITH TOP LIGHT OPENINGS, OPAL GLASS SCREW-ON GLOBE, REMOTE HPF BALLAST, SEISMIC SWIVEL AT OUTLET BOX. FIXTRE & STEM PAINTED WHITE.	WHITE	PENDANT 36" STEM	BEGA #9984 MH-WHITE-120V-REMOTE
E	240	(2) 150 PAR FL/120 WM	INCANDESCENT FLOOD LIGHT LAMPHOLDER WITH DIE CAST ALUM HOUSING. WIRE LEVITON #6254 TO EACH LAMP FOR EXTENDED LAMP LIFE	ALUM	SURFACE	STONCO #(2) 461/FS111 FC 13 OR EQUAL
F	130	100W HPS	HIGH PRESSURE SODIUM SQUARE UNIT WITH UV STABILIZED INJECTION MOLDED POLYCARBONATE REFRACTOR, CAST ALUM. HOUSING.	BRONZE	SURFACE	KENALL #5330-HPF/9100 BASE OR EQUAL
G	115	3F40	FLUORESCENT 1'x4' TROFFER, MEDIUM SECURITY	SATIN FINISH STAINLESS STEEL	RECESSED	NORTHERN LIGHT #GNA-D3F-SAR-1-55-120, OR EQUAL
H	120	100W MH. COATED	RECESSED H.I.D. DOWNLIGHT W/ RECESSED BAFFLE & TEMPERED PRISMATIC LENS	WHITE TRIM, GRAY BAFFLE	RECESSED	PERSCOLITE #9DM5-100MHPE-M6, OR EQUAL

ISSUED FOR CONSTRUCTION
DATE: 10-28-94
BY: D. Gee
C.C.O. No.: 15
REVISION No.:

AS BUILT
Contract No. LRT-552
Date 1-6-97

CERTIFICATE OF COMPLIANCE - Lighting Part 1 of 2 LTG-1

PROJECT NAME: THE OLD TOWN TRANSIT CENTER — DATE: 10-28-94
PROJECT ADDRESS: 4009 TAYLOR STREET, SAN DIEGO, CA. 92101 — Building Permit #
PRINCIPAL DESIGNER - LIGHTING: ENGINEERING DYNAMICS — TELEPHONE: (619) 483-7700
DOCUMENTATION AUTHOR: DALE M. FRANCHAK — TELEPHONE: (619) 483-7700 — Checked by/Date — Enforcement Agency Use

GENERAL INFORMATION
DATE OF PLANS: 10-28-94 — BUILDING CONDITIONED FLOOR AREA: 1413 Sq. Ft.
BUILDING TYPE: [X] NONRESIDENTIAL [ ] HIGH RISE RESIDENTIAL [ ] HOTEL/MOTEL GUEST ROOM
PHASE OF CONSTRUCTION: [X] NEW CONSTRUCTION [ ] ADDITION [ ] ALTERATION
METHOD OF LIGHTING COMPLIANCE: [X] COMPLETE BUILDING [ ] AREA CATEGORY [ ] TAILORED [ ] PERFORMANCE

STATEMENT OF COMPLIANCE
This Certificate of Compliance lists the building features and performance specifications needed to comply with Title 24, Parts 1 and 6 of the California Code of Regulations. This certificate applies only to building lighting requirements.

The Principal Lighting Designer hereby certifies that the proposed building design represented in this set of construction documents is consistent with the other compliance forms and worksheets, with the specifications, and with any other calculations submitted with this permit application. The proposed building has been designed to meet the lighting requirements contained in sections 110, 119, 130 through 132, and 146 or 149.

Please check one:

[X] I hereby affirm that I am eligible under the provisions of Division 3 of the Business and Professions Code to sign this document as the person responsible for its preparation; and that I am a civil engineer, electrical engineer or architect.

[ ] I affirm that I am eligible under the exemption to Division 3 of the Business and Professions Code by Section 5537.2 of the Business and Professions Code to sign this document as the person responsible for its preparation; and that I am a licensed contractor preparing documents for work that I have contracted to perform.

[ ] I affirm that I am eligible under the exemption to Division 3 of the Business and Professions Code by Section ____ of the _____ Code to sign this document as the person responsible for its preparation; and for the following reason: _____

PRINCIPAL LIGHTING DESIGNER - NAME: DALE M. FRANCHAK — SIGNATURE: Dale M. Franchak — LIC. NO.: E-11533 — DATE: 10-28-94

LIGHTING MANDATORY MEASURES
Indicate location on plans of Note Block for Mandatory Measures: E1.1

INSTRUCTIONS TO APPLICANT
For detailed instructions on the use of this and all Energy Efficiency Standards compliance forms, please refer to the Nonresidential Manual published by the California Energy Commission.
LTG-1: Required on plans for all submittals. Part 2 may be incorporated in schedules on plans.
LTG-2: Required for all submittals.
LTG-3: Optional. Use only if lighting control credits are taken.
LTG-4: Optional. Use only if Tailored Method is used. Parts 2 and 3 used only if applicable.

Nonresidential Compliance Form — December 1991

LIGHTING MANDATORY MEASURES:

[X] **Building Lighting Shut-off**
~~The building lighting shut-off system consists of an automatic time switch, with a pono for each floor~~ or
the building is separately metered and less than 5,000 square feet; exempt from the shut-off requirement.

[ ] **Override for Building Lighting Shut-off**
The automatic building shut-off system is provided with a manual, accessible override switch in sight of the lights. The area of override is not to exceed 5,000 sf. (N/A)

[X] **Automatic Control Devices Certified**
All automatic control devices specified are certified, all alternate equipment shall be certified and installed as directed by the manufacturer.

[X] **Fluorescent Ballast and Luminaries Certified**
All fluorescent fixtures specified for the project are certified and listed in the Directory. All installed fixtures shall be certified.

[ ] **Tandem Wiring for Two-Lamp Ballast's**
All one and three lamp fluorescent fixtures are tandem wired with two (2) lamp ballast where required by *Standards* §132; or
All three lamp fluorescent fixtures are specified with electronic high-frequency ballast's and are exempt from two-lamp tandem wiring requirements. (N/A)

[X] **Individual Room/Area Controls**
Each room and area in this building is equipped with a separate switch or occupancy sensor device for each area with floor-to-ceiling walls. (SEE E2.1)

[X] **Uniform Reduction for Individual Rooms**
All rooms and areas greater than 100 square feet and more than 1.2 watts per square foot of lighting load shall be controlled with Bi-level switching for uniform reduction of lighting within the room. (SEE E2.1)

[X] **Daylit Area Control**
All rooms with windows and skylights, that are greater than 250 square feet, and that allow for the effective use of daylight in the area shall have 50% of the lamps in each daylit area controlled by a separate switch; ~~or~~ (SEE E2.1)
~~The effective use of daylight through cannot be accomplished because the windows are continuously shaded by a building on the adjacent lot. Diagram of shading during different times of year is included on plans.~~

[X] **Control of Exterior Lights**
Exterior mounted fixtures and served from this electrical panel inside the building are controlled with a directional photo cell control or the roof and a corresponding relay in the electrical panel. (SEE E2.1 & C/E3.1)

DLSK PROFESSIONAL ENGINEERS
4747 MORENA BLVD • SUITE 100
SAN DIEGO, CA 92117-3466
(619)483-7700 2811

NO.	DATE	REVISIONS	BY	CHK	APRV
1	10-13-95				
	4-95	CONFORMED			

PARSONS DE LEUW

REGISTERED PROFESSIONAL ENGINEER — DALE M. FRANCHAK — No. 11533 — Exp. 6-30-96 — ELECTRICAL — STATE OF CALIFORNIA

DESIGNED BY	RW
DRAWN BY	CAD
CHECKED BY	RW
MTDB PRJ.ENG.	
DATE	10-28-94

MTDB
Metropolitan Transit Development Board
1255 Imperial Avenue, Suite 1000, San Diego, CA. 92101-7490 (619) 231-1466

LIGHT RAIL GUIDEWAY PROJECT
San Diego

LEGENDS & FIXTURE SCHEDULES

SCALE: NO SCALE
MTDB CONTRACT NO.: LRT-552
DRAWING NO.: E1.1
SHEET NO.: 147

215

MTS DOC NO. PWL355.0-22, WOA355-AE-75

C:\OTF1.DGN Sep. 16, 1994 10:08:51

NOTES

1. RECEPTACLES SHALL BE MOUNTED IN A FLUSH, LOCKABLE CAST ALUM. COVER P&S #4600-26/4609 OR EQUAL.
2. TELEPHONE BACKBOARD 2'×4'×3/4" PLYWOOD.
3. PHOTO SWITCH MOUNTED ON ROOF TO CONTROL CONTACTOR.
4. (4) 3/4" C.O. STUB & CAP INTO ACCESSIBLE CEILING SPACE.
5. VIA TIMECLOCK. SEE NOTE 6.
6. TIMECLOCK, 24 HOUR DIAL, FLUSH MOUNTED +60" A.F.F.
7. PROVIDE KEY-OPERATED SWITCHES.

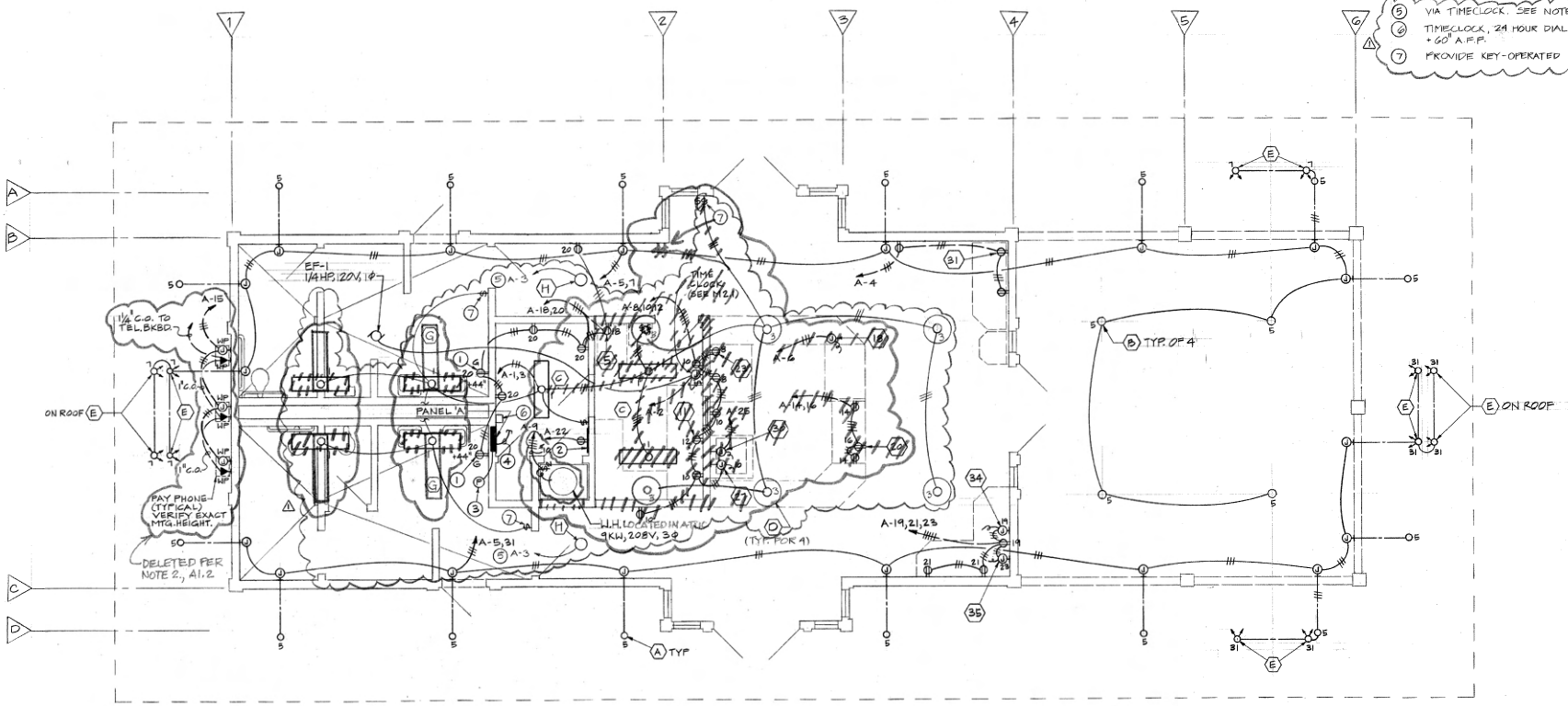

1 / E2.1 **DEPOT ELECTRICAL FLOOR PLAN**
1/4"=1'-0"

ISSUED FOR CONSTRUCTION
DATE: OCT 17 1995
BY: [illegible]
C.O. No.: 15
REVISION No.:

AS BUILT
Contract No. LRT-552
Date 1-6-97

DLSK
PROFESSIONAL ENGINEERS
4747 MORENA BLVD • SUITE 100
SAN DIEGO, CA 92117-3466
(619)483-7700 2817

NO.	DATE	REVISIONS	BY	CHK	APRV
1	10-13-95				
	4-95	CONFORMED			

PARSONS DE LEUW

REGISTERED PROFESSIONAL ENGINEER
Dale M. Franciak
No. 11533
Exp. 6-30-96
ELECTRICAL
STATE OF CALIFORNIA

DESIGNED BY RW	DATE 10-28-94
DRAWN BY NFC	
CHECKED BY RW	
MTDB PRJ.ENG.	

MTDB
Metropolitan Transit Development Board
1255 Imperial Avenue, Suite 1000, San Diego, CA. 92101-7490 (619) 231-1466

LIGHT RAIL GUIDEWAY PROJECT
San Diego

ELECTRICAL FLOOR PLAN

SCALE 1/4"=1'-0"
MTDB CONTRACT NO. LRT-552
DRAWING NO. E2.1
SHEET NO. 148

216

MTS DOC NO. PM 355.0-22 WO#355-AE-75

C:\OTF1.DGN Sep. 16, 1991 10:08:51

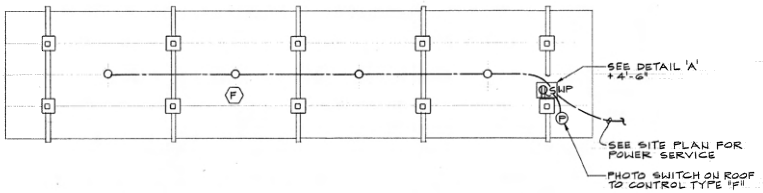

1 E3.1 ELECTRICAL PLAN - SHELTER
1/4" = 1'-0"

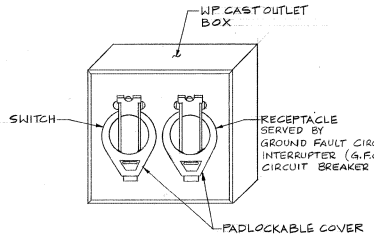

A COMBINATION SWITCH & RECEPTACLE ENCLOSURE
NO SCALE

PANEL "A" MAIN 150 A 3P TYPE: FLUSH

CIR	CIR BKR	LTG	C/M	VOLT-AMPS LOAD BUS A	BUS B	BUS C	LOCATION & REMARKS	LOCATION & REMARKS	VOLT-AMPS LOAD BUS A	BUS B	BUS C	LTG	C/M	CIR BKR	CIR
1	20 / 1	5		636			LIGHTING	EXH. FAN	670			1	1	20 / 1	2
3		1			840			REFRIG.		1030		3			4
* 5		20				1480	EXTERIOR LTG.	CASE			1880		1		6
* 7		6		1440			SIGN LIGHT	SANDWICH TABLE	1100			2			8
9	30		1		3000		W.H.	RECEPTACLE		1000		5	1		10
11			-			3000		REFRIG. BASE			920		1		12
13	3		-	3000				RECEPTACLE	360			2			14
15	20 / 1		3		432		PAY PHONE	CASH REGISTER		180		1			16
17			1			50	PHOTO CELL	REFRIG. CASE			840	1			18
19			1	502			DISPENCER	RECEPTACLE	1080			6			20
21			2		360		RECEPTACLE	TEL. SKBD.		360		1			22
23			1			1265	ICE MAKER	SPARE							24
25	20		1	1867			CONVECTION OVEN								26
27			-		1867										28
29	3		-			1867									30
* 31	20 / 1	6		1440			SIGN LIGHT								32
33							SPARE								34
35															36
37							SPACE	SPACE							38
39															40
41															42
SUBTOTALS				8885	6499	7662			3210	2570	3140				
MAIN TOTALS				12095	9069	10802	BUSSING = 225 AMPS · 31966 VOLT-AMPS @ 120/208V 3Ø 4W = 89 AMPS								

* PROVIDE 20A 4P ELECTRICALLY HELD CONTACTOR IN A SEPARATE BARRIERED COMPARTMENT.

AS-BUILT NOTE: FOR DIAGRAMS, CIRCUIT DIRECTORY'S ETC. SEE DWG. E100B, SHT. ___ .

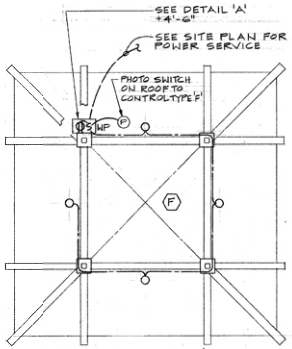

OMIT

2 E3.1 ELECTRICAL PLAN - ENTRANCE PORTAL
1/4" = 1'-0"

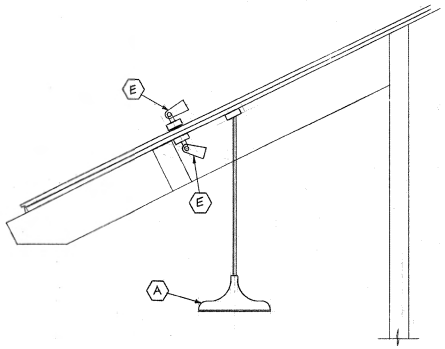

B TYPICAL MOUNTING DETAIL FIXTURES "A" & "E"
NO SCALE

AS BUILT
Contract No. LRT-552
Date 1-6-97

ISSUED FOR CONSTRUCTION
DATE: OCT 17 1996
BY:
C.C.O. No.:
REVISION No.:

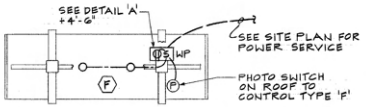

3 E3.1 ELECTRICAL PLAN - SMALL BUS SHELTER
1/4" = 1'-0"

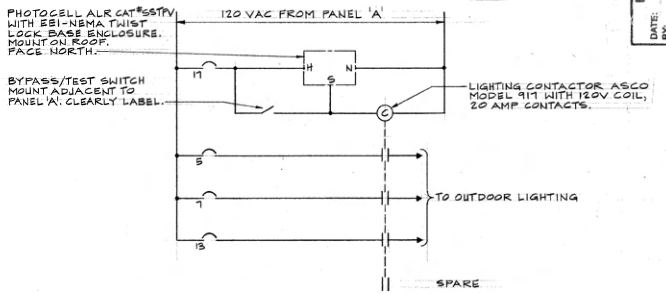

C OUTDOOR LIGHTING CONTROL SCHEMATIC
NO SCALE

DLSK PROFESSIONAL ENGINEERS
4747 MORENA BLVD • SUITE 100
SAN DIEGO, CA 92117-3466
(619)483-2700 2817

NO.	DATE	REVISIONS	BY	CHK	APRV
1	4-95	CON FORMED			

PARSONS DE LEUW

REGISTERED PROFESSIONAL ENGINEER — ISAAC M. FRANKLIN — No. 11533 Exp. 6-30-96 — ELECTRICAL — STATE OF CALIFORNIA

DESIGNED BY	DATE
RW	10-28-94
DRAWN BY	
WAL	
CHECKED BY	
MTDB PRJ.ENG.	

MTDB
Metropolitan Transit Development Board
1255 Imperial Avenue, Suite 1000, San Diego, CA. 92101-7490 (619) 231-1466

LIGHT RAIL GUIDEWAY PROJECT
San Diego

PANEL SCHEDULES, DETAILS, SHELTER : PLANS

SCALE	1/4"=1'-0"
MTDB CONTRACT NO.	LRT-552
DRAWING NO.	SHEET NO.
E3.1	149

MTS DOC NO. PWL355.0-22, WOA355-ME75

C:\OTF1.DGN Sep. 16, 1996 10:08:51

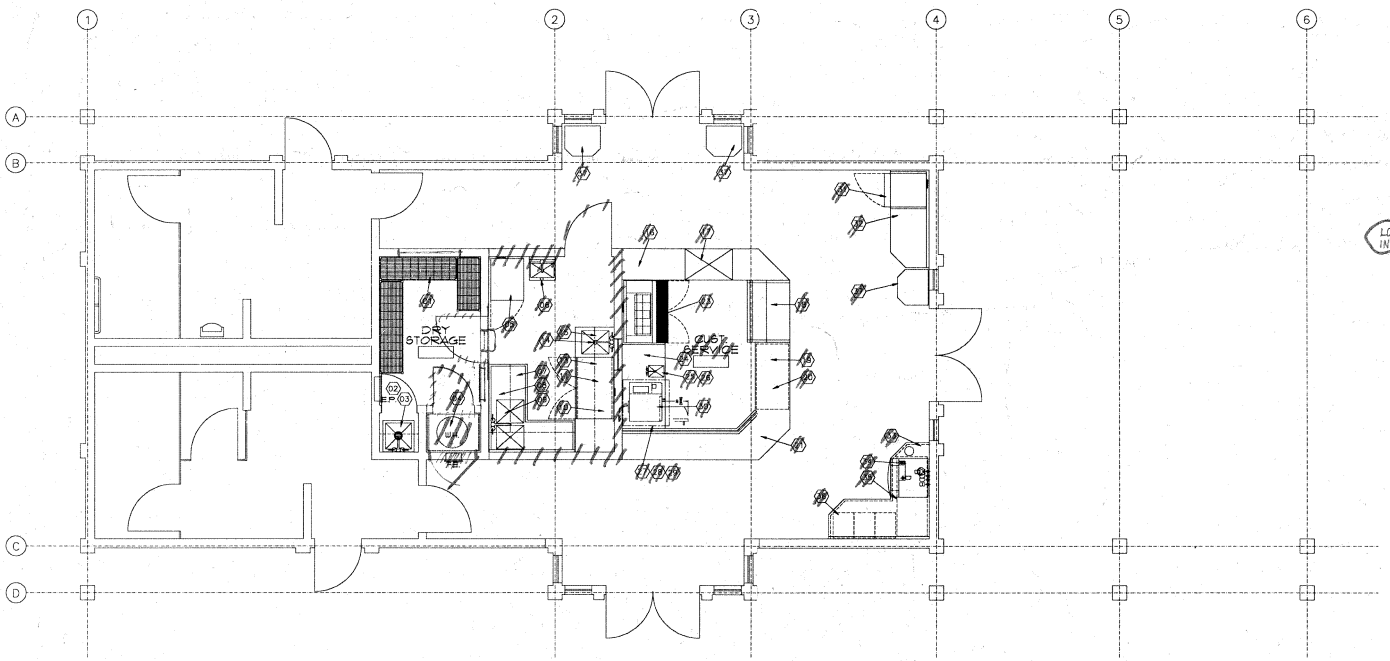

FLOORPLAN

SCHEDULE

KEY	DESCRIPTION	KEY	DESCRIPTION
1	DRY STOR. SHELV.	24	S/S COUNTER
2	JANITOR'S SINK	25	HANDSINK
3	JANITOR'S CLOSET	26	SOAP & TOWEL DIS.
4	WATER HEATER	27	EXHAUST HOOD
5	REFRIGERATOR	28	EXHAUST SYSTEM
6	HANDSINK	29	M-WAIR SYSTEM
7	POT & PAN SINK	30	CONVECTION OVEN
8	OVERSHELF	31	REFRIGERATOR
9	FAUCET	32	COUNTER
10	WORKTABLE	33	COUNTER
11	REFRIGERATED BASE	34	ICE AND DEV. DISP.
12	SPARE NUMBER	35	ICE MAKER
13	OVERSHELF	36	COUNTER
14	VEG. PREP. SINK	37	TRASH RECPT.
15	FAUCET	38	SPARE NUMBER
16	COUNTER	39	SPARE NUMBER
17	LIFT GATE	40	SPARE NUMBER
18	REFRIGERATED CASE	41	SPARE NUMBER
19	COUNTER	42	SPARE NUMBER
20	CASH REGISTER	43	SPARE NUMBER
21	MTDB COUNTER	44	SPARE NUMBER
22	SPARE NUMBER	45	SPARE NUMBER
23	REFR. SAND. TABLE	46	SPARE NUMBER

LOCATED IN ATTIC

AS BUILT
Contract No. LRT-552
Date 1-7-97

ISSUED FOR CONSTRUCTION
DATE: OCT 17 1995
BY: DCR
C.C.O. No.: 15
REVISION No.:

THIS DRAWING SHOWS FUTURE EQUIPMENT LOCATIONS FOR INFORMATION ONLY TO ASSIST CONTRACTOR IN LOCATING AND INSTALLING PLUMBING AND ELECTRICAL FACILITIES. ALL EQUIPMENT AND FURNITURE SHOWN ON THIS DRAWING (EXCEPT WHERE SHOWN ELSEWHERE IN THE PLANS) IS NOT A PART OF THE LUMP SUM BID FOR THE DEPOT BUILDING. THESE ITEMS IF INSTALLED WILL BE INSTALLED BY CONTRACT CHANGE ORDER OR BY OTHERS AT THE DISCRETION OF THE OWNER.

the DIELI/HOWE Design Group
3505 Camino del Rio So., Ste. 332
San Diego, CA 92108
(619) 285-9797
Food Facility Design · Consulting · Specifications

NO.	DATE	REVISIONS	BY	CHK	APRV
	4-95	CONFORMED			

DESIGNED BY R.V. DIELI	DATE 7-26-93
DRAWN BY C.J. HOWE	
CHECKED BY	
MTDB PRJ.ENG.	

MTDB
Metropolitan Transit Development Board
1255 Imperial Avenue, Suite 1000, San Diego, CA. 92101-7490 (619) 231-1466

LIGHT RAIL GUIDEWAY PROJECT
San Diego

FLOORPLAN

SCALE 1/4" = 1'-0"
MTDB CONTRACT NO. LRT-552
DRAWING NO. FS.01
SHEET NO. 150

EQUIPMENT SCHEDULE

ALL EQUIPMENT AND INSTALLTION SHALL BE N.S.F. OR EQUAL !!

ITEM	QTY	DESCRIPTION	ELECTRICAL VOLT	PHASE	KW	AMP	HP	CONN	REMARKS	PLUMBING HW	CW	WASTE	GAS	MBTU	REMARKS
1	1	DRY STORAGE SHELVING													
2	1	JANITOR'S SINK								1/2"	1/2"	D.			BACKFLOW PREVENTION DEVICE REQUIRED
3	1	JANITOR'S CLOSET													
4	1	WATER HEATER							SEE PLUMBING						
5	1	REFRIGERATOR	120	1		7	1/4	CO.	SELF CONTAINED/ CONDENSATE EVAPORATOR						
6	1	HANDSINK								1/2"	1/2"	D.			
7	1	POT and PAN SINK										D.			TUBS:(2)18x18min/8"SPLASH DRAINBOARDS:(2)18"min.
8	1	S/S OVERSHELF													
9	1	FAUCET								1/2"	1/2"				
10	1	WORKTABLE													
11	1	REFRIGERATED BASE	120	1		8	1/4	CO.	SELF CONTAINED/ CONDENSATE EVAPORATOR						
12		SPARE NUMBER													
13	1	S/S OVERSHELF													
14	1	VEGETABLE PREP SINK										F.S.			
15	1	FAUCET								1/2"	1/2"				
16	1	COUNTER													
17	1	LIFT GATE													
18	1	REFRIGERATED BASE	115	1		8	1/2	D.	SELF CONTAINED/ CONDENSATE EVAPORATOR						
19	1	COUNTER													
20	1	CASH REGISTER	115	1	1.5			D.	DEDICATED CIRCUIT REQUIRED						
21	1	MTDB COUNTER													
22		SPARE NUMBER													
23	1	REFRIGERATED SANDWICH TABLE	120	1		8	1/4	CO.	SELF CONTAINED/ CONDENSATE EVAPORATOR						
24	1	S/S COUNTER													
25	1	HANDSINK								1/2"	1/2"	D.			
26	1	SOAP and TOWEL DISPENSER													
27	1	EXHAUST HOOD	120	1	1			D.	100W VAPOR PROOF LIGHTS						
28	1	EXHAUST SYSTEM							SEE MECHANICAL						
29	1	MAKE-UP AIR SYSTEM							SEE MECHANICAL						
30	1	CONVECTION OVEN	208	3	9.6			D.							
31	1	REFRIGERATOR	120	1		7	1/4	CO.	SELF CONTAINED/ CONDENSATE EVAPORATOR						
32	1	COUNTER													
33	1	COUNTER													
34	1	ICE and BEVERAGE DISPENSER	115	1		2.5		D.				F.S.			
35	1	ICE MAKER	115	1		11		D.			1/4"				
36	1	COUNTER													
37	1	TRASH RECEPTACLE													
38		SPARE NUMBER													
39		SPARE NUMBER													
40		SPARE NUMBER													
41		SPARE NUMBER													
42		SPARE NUMBER													

ISSUED FOR CONSTRUCTION
DATE: OCT 17 1995
BY:
C.O. NO.: 73
REVISION NO.:

AS BUILT
Contract No. LRT-552
Date 1-7-97

THIS DRAWING SHOWS FUTURE EQUIPMENT LOCATIONS FOR INFORMATION ONLY TO ASSIST CONTRACTOR IN LOCATING AND INSTALLING PLUMBING AND ELECTRICAL FACILITIES. ALL EQUIPMENT AND FURNITURE SHOWN ON THIS DRAWING (EXCEPT WHERE SHOWN ELSEWHERE IN THE PLANS) IS NOT A PART OF THE LUMP SUM BID FOR THE DEPOT BUILDING. THESE ITEMS IF INSTALLED WILL BE INSTALLED BY CONTRACT CHANGE ORDER OR BY OTHERS AT THE DISCRETION OF THE OWNER.

the DIELI/HOWE Design Group
3505 Camino del Rio So., Ste. 332
San Diego, CA 92108
(619) 285-9797

NO.	DATE	REVISIONS	BY	CHK	APRV
	4-95	CONFORMED			

DESIGNED BY	RVDIELI
DRAWN BY	CJHOWE
CHECKED BY	
MTDB PRJ.ENG.	
DATE	7-26-93

MTDB
Metropolitan Transit Development Board
1255 Imperial Avenue, Suite 1000, San Diego, CA. 92101-7490 (619) 231-1466

LIGHT RAIL GUIDEWAY PROJECT
San Diego

EQUIPMENT SCHEDULE

SCALE: L.I.T.S.
MTDB CONTRACT NO.: LRT 552
DRAWING NO.: FS.02
SHEET NO.: 151

219

MTS DOC NO. PWL355.0-22, WOA355-ME75

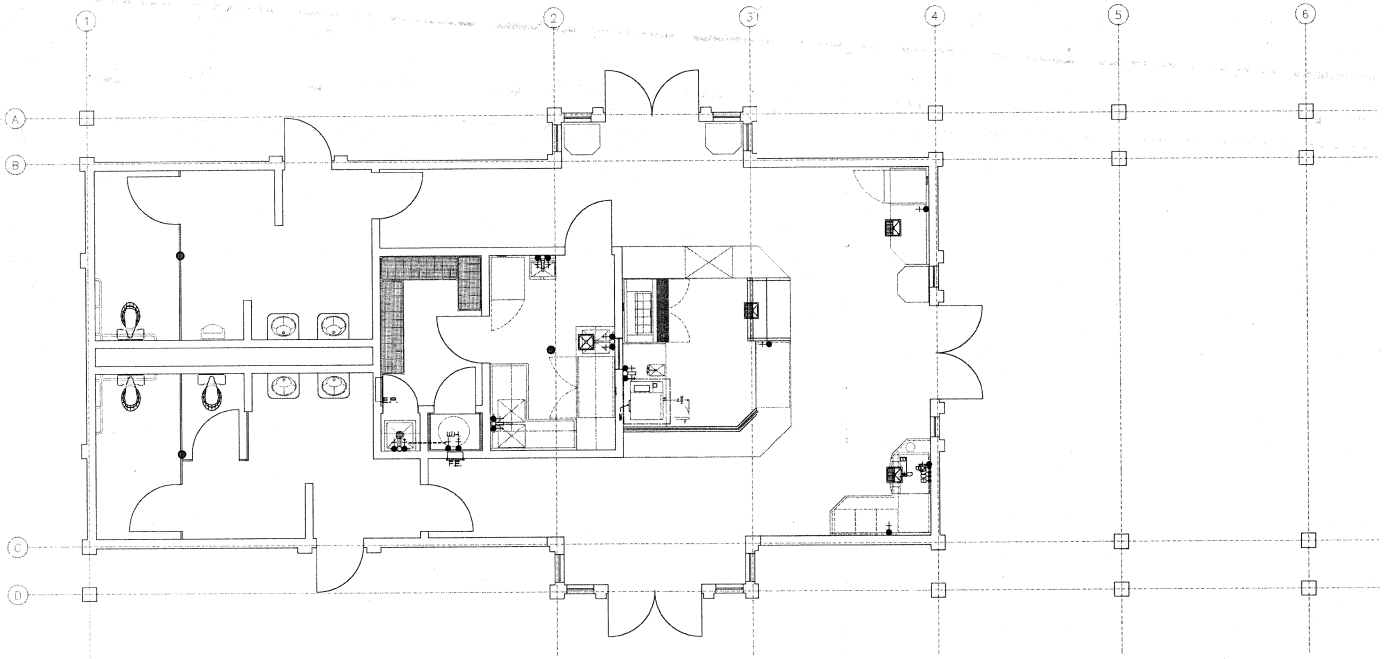

SCHEDULE			
KEY	DESCRIPTION	KEY	DESCRIPTION
1	DRY STOR. SHELV.	24	S/S COUNTER
2	JANITOR'S SINK	25	HANDSINK
3	JANITOR'S CLOSET	26	SOAP & TOWEL DIS.
4	WATER HEATER	27	EXHAUST HOOD
5	REFRIGERATOR	28	EXHAUST SYSTEM
6	HANDSINK	29	M-U AIR SYSTEM
7	POT & PAN SINK	30	CONVECTION OVEN
8	OVERSHELF	31	REFRIGERATOR
9	FAUCET	32	COUNTER
10	WORKTABLE	33	COUNTER
11	REFRIGERATED BASE	34	ICE AND BEV. DISP.
12	SPARE NUMBER	35	ICE MAKER
13	OVERSHELF	36	COUNTER
14	VEG. PREP SINK	37	TRASH RECPT.
15	FAUCET	38	SPARE NUMBER
16	COUNTER	39	SPARE NUMBER
17	LIFT GATE	40	SPARE NUMBER
18	REFRIGERATED CASE	41	SPARE NUMBER
19	COUNTER	42	SPARE NUMBER
20	CASH REGISTER	43	SPARE NUMBER
21	MTDB COUNTER	44	SPARE NUMBER
22	SPARE NUMBER	45	SPARE NUMBER
23	REFR. SAND. TABLE	46	SPARE NUMBER

FLOORPLAN

PLUMBING LOCATION PLAN

PLUMBING SCHEDULE
---COLD WATER
---HOT WATER
---DIRECT WASTE
---GAS
---FLOOR SINK
---FLOOR SINK W/HALF GRATE
---FLOOR SINK W/ 3/4 GRATE
---FLOOR DRAIN
---STEAM SUPPLY
---STEAM RETURN

NOTE: FLOORS TO PITCH TO FLOOR DRAIN AT 1:50 !!

ISSUED FOR CONSTRUCTION
DATE: OCT 17 1995
BY: DCJ
C.C.O. No.: 15
REVISION No.:

VOID!

THIS DRAWING SHOWS FUTURE EQUIPMENT LOCATIONS FOR INFORMATION ONLY TO ASSIST CONTRACTOR IN LOCATING AND INSTALLING PLUMBING AND ELECTRICAL FACILITIES. ALL EQUIPMENT AND FURNITURE SHOWN ON THIS DRAWING (EXCEPT WHERE SHOWN ELSEWHERE IN THE PLANS) IS NOT A PART OF THE LUMP SUM BID FOR THE DEPOT BUILDING. THESE ITEMS IF INSTALLED WILL BE INSTALLED BY CONTRACT CHANGE ORDER OR BY OTHERS AT THE DISCRETION OF THE OWNER.

the DIELI/HOWE Design Group
3505 Camino del Rio So., Ste. 332
San Diego, CA 92108
(619) 285-9797
Food Facility Design · Consulting · Specifications

NO.	DATE	REVISIONS	BY	CHK	APRV
	4-95	CONFORMED			

DESIGNED BY: R.V. DIELI	DATE: 7-26-93
DRAWN BY: C.J. HOWE	
CHECKED BY	
MTDB PRJ.ENG.	

MTDB
Metropolitan Transit Development Board
1255 Imperial Avenue, Suite 1000, San Diego, CA. 92101-7490 (619) 231-1466

LIGHT RAIL GUIDEWAY PROJECT
San Diego

PLUMBING LOCATIONS

SCALE: 1/4" = 1'-0"
MTDB CONTRACT NO.: LRT 552
DRAWING NO.: FS.03
SHEET NO.: 152

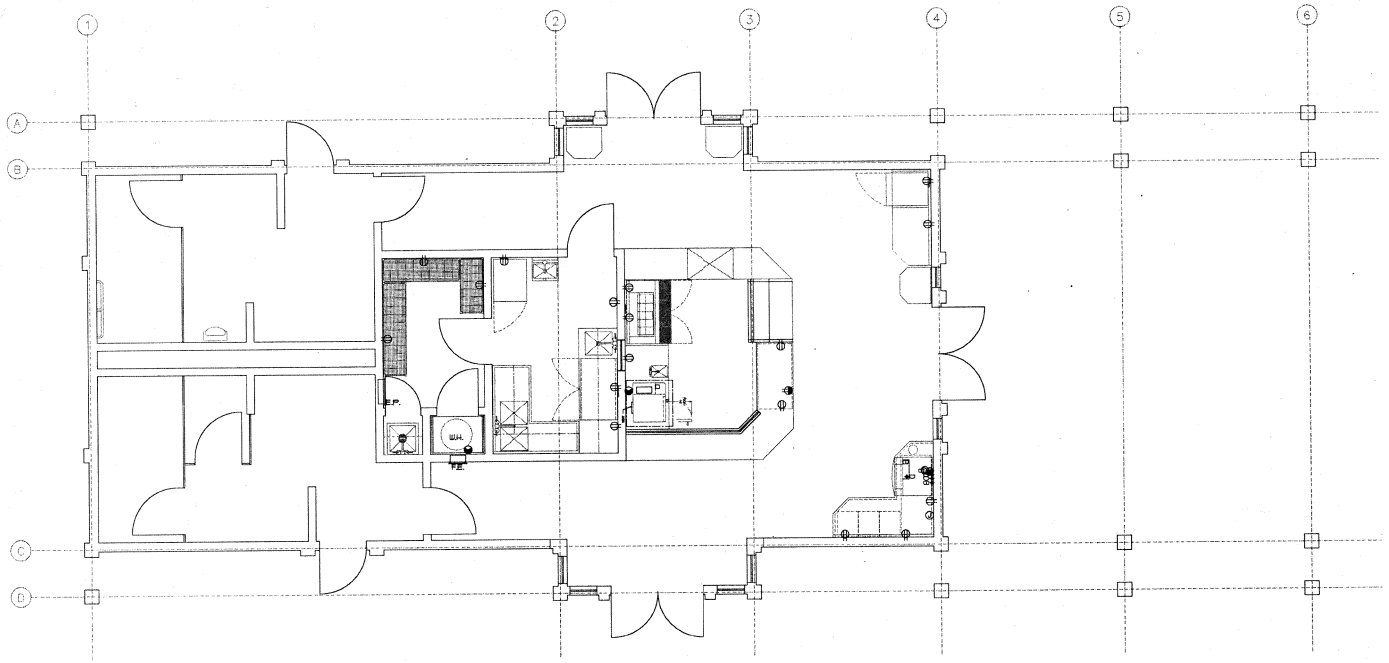

FLOORPLAN

ELECTRICAL LOCATION PLAN

SCHEDULE

KEY	DESCRIPTION	KEY	DESCRIPTION
1	DRY STOR. SHELV.	24	S/S COUNTER
2	JANITOR'S SINK	25	HANDSINK
3	JANITOR'S CLOSET	26	SOAP & TOWEL DIS.
4	WATER HEATER	27	EXHAUST HOOD
5	REFRIGERATOR	28	EXHAUST SYSTEM
6	HANDSINK	29	M-U AIR SYSTEM
7	POT & PAN SINK	30	CONVECTION OVEN
8	OVERSHELF	31	REFRIGERATOR
9	FAUCET	32	COUNTER
10	WORKTABLE	33	COUNTER
11	REFRIGERATED BASE	34	ICE AND BEV. DISP.
12	SPARE NUMBER	35	ICE MAKER
13	OVERSHELF	36	COUNTER
14	VEG. PREP SINK	37	TRASH RECPT.
15	FAUCET	38	SPARE NUMBER
16	COUNTER	39	SPARE NUMBER
17	LIFT GATE	40	SPARE NUMBER
18	REFRIGERATED CASE	41	SPARE NUMBER
19	COUNTER	42	SPARE NUMBER
20	CASH REGISTER	43	SPARE NUMBER
21	MTDB COUNTER	44	SPARE NUMBER
22	SPARE NUMBER	45	SPARE NUMBER
23	REFR. SAND. TABLE	46	SPARE NUMBER

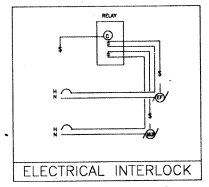

ELECTRICAL INTERLOCK

ELECTRICAL SCHEDULE

- –CONVENIENCE OUTLET
- –JUNCTION BOX
- –VAPOR PROOF LIGHT
- –SWITCH
- –BLOWER COIL
- –COMPRESSOR
- –EXHAUST FAN
- –CONDENSATE LINE

VOID!

ISSUED FOR CONSTRUCTION
DATE: OCT 17 1995
BY:
C.C.O. No.: FS
REVISION No.:

THIS DRAWING SHOWS FUTURE EQUIPMENT LOCATIONS FOR INFORMATION ONLY TO ASSIST CONTRACTOR IN LOCATING AND INSTALLING PLUMBING AND ELECTRICAL FACILITIES. ALL EQUIPMENT AND FURNITURE SHOWN ON THIS DRAWING (EXCEPT WHERE SHOWN ELSEWHERE IN THE PLANS) IS NOT A PART OF THE LUMP SUM BID FOR THE DEPOT BUILDING. THESE ITEMS IF INSTALLED WILL BE INSTALLED BY CONTRACT CHANGE ORDER OR BY OTHERS AT THE DISCRETION OF THE OWNER.

the DIELI/HOWE Design Group
3505 Camino del Rio So., Ste. 332
San Diego, CA 92108
(619) 285-9797
Fund Facility Design · Consulting · Specifications

NO.	DATE	REVISIONS	BY	CHK	APRV
	4-95	CONFORMED			

DESIGNED BY R.V. DIELI	DATE 7-26-93
DRAWN BY C.J. HOWE	
CHECKED BY	
MTDB PRJ.ENG.	

MTDB
Metropolitan Transit Development Board
1255 Imperial Avenue, Suite 1000, San Diego, CA. 92101-7490 (619) 231-1466

LIGHT RAIL GUIDEWAY PROJECT
San Diego

ELECTRIC LOCATION

SCALE 1/4" = 1'-0"
MTDB CONTRACT NO. LRT 552
DRAWING NO. FS.04
SHEET NO. 153

MTS DOC NO. PWL355.0-22, WGA355-AE-75

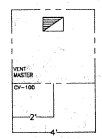

HOOD: PLAN VIEW (1)

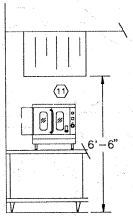

HOOD: ELEVATION (2)

SYM	REVISIONS / DESCRIPTION	PREP BY	DATE	APPRVD

NOTES:

1. TYPE 2 EXHASUT HOOD

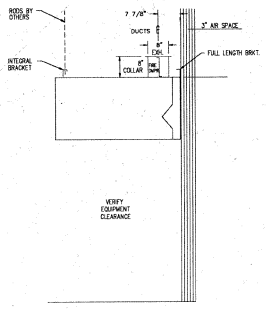

HOOD SECTION (8)

DJCT CHART

I.D.	CONN	SIZE	CFM EA.	F.P.M.	S.P.	A.F.F.	REMARKS
	EVC	8"x11 3/4"	1000	1550	.55"		
	SVC		800				

DUCT CHART (3)

(4)

CLEANOUT AND DUCT DETAIL (7)

FIRE SUPPRESSION DETAIL (6)

(5)

ISSUED FOR CONSTRUCTION
DATE: OCT 17 1995
BY: DCF
C.C.O. No.: 15
REVISION No.:

VOID!

THIS DRAWING SHOWS FUTURE EQUIPMENT LOCATIONS FOR INFORMATION ONLY TO ASSIST CONTRACTOR IN LOCATING AND INSTALLING PLUMBING AND ELECTRICAL FACILITIES. ALL EQUIPMENT AND FURNITURE SHOWN ON THIS DRAWING (EXCEPT WHERE SHOWN ELSEWHERE IN THE PLANS) IS NOT A PART OF THE LUMP SUM BID FOR THE DEPOT BUILDING. THESE ITEMS IF INSTALLED WILL BE INSTALLED BY CONTRACT CHANGE ORDER OR BY OTHERS AT THE DISCRETION OF THE OWNER.

the DIELI/HOWE Design Group
3505 Camino del Rio So., Ste. 332
San Diego, CA 92108
(619) 285-9797
Fund Facility Design - Operating - Specifications

NO.	DATE	REVISIONS	BY	CHK	APRV
	4.95	CONFORMED			

DESIGNED BY RVDIELI	DATE 7-26-93
DRAWN BY CJ HOWE	
CHECKED BY	
MTDB PRJ.ENG.	

MTDB
Metropolitan Transit Development Board
1255 Imperial Avenue, Suite 1000, San Diego, CA. 92101-7490 (619) 231-1466

LIGHT RAIL GUIDEWAY PROJECT
San Diego

EXHAUST HOOD DETAILS

SCALE N.T.S.
MTDB CONTRACT NO. LRT 552
DRAWING NO. FS.05
SHEET NO. 154

MTS DOC NO. PWL355.0-22, WOP355-AE-75

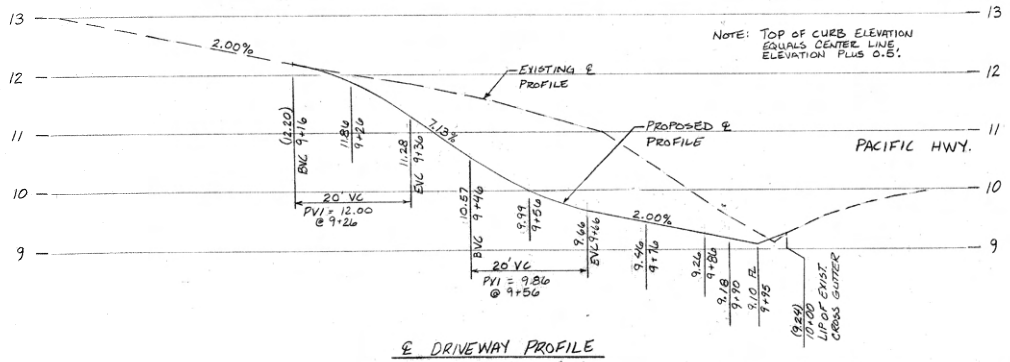

℄ DRIVEWAY PROFILE

SCALE: HORIZ. 1"=10'
VERT. 1"=1'

NOTES:
1. DRIVEWAY SHALL BE CONSTRUCTED IN PHASES WITH ONE LANE OF TRAVEL IN EACH DIRECTION OPEN AT ALL TIMES.
2. TRAFFIC CONTROL PLAN NOT SHOWN. THE CONTRACTOR SHALL BE RESPONSIBLE FOR THE TRAFFIC CONTROL PLAN.

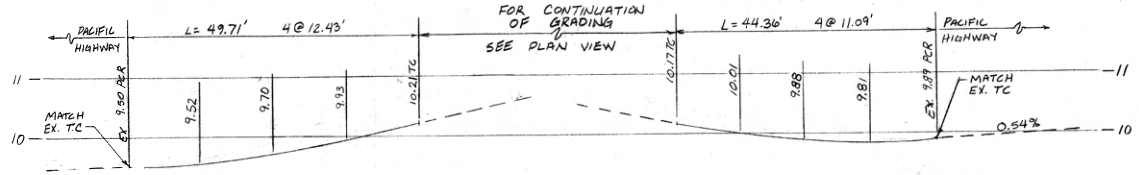

PROFILE - SOUTH CURB RETURN

PARKING LOT ENTRANCE
SCALE: HORIZ. 1"=10'
VERT. 1"=1'

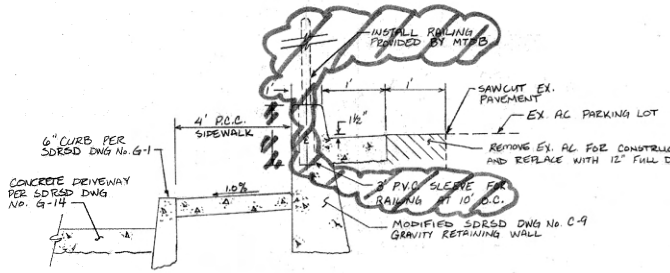

DETAIL A

NOT TO SCALE

PROFILE - NORTH CURB RETURN

PARKING LOT ENTRANCE
SCALE: HORIZ. 1"=10'
VERT. 1"=1'

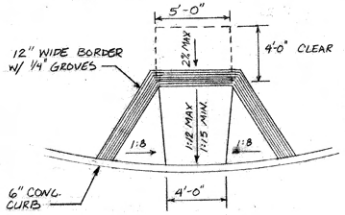

FOR ALL OTHER DETAILS AND NOTES, REFER TO SDRSD G-27, TYPE 'A'

DETAIL B

PEDESTRIAN RAMP
SCALE 1"=4'

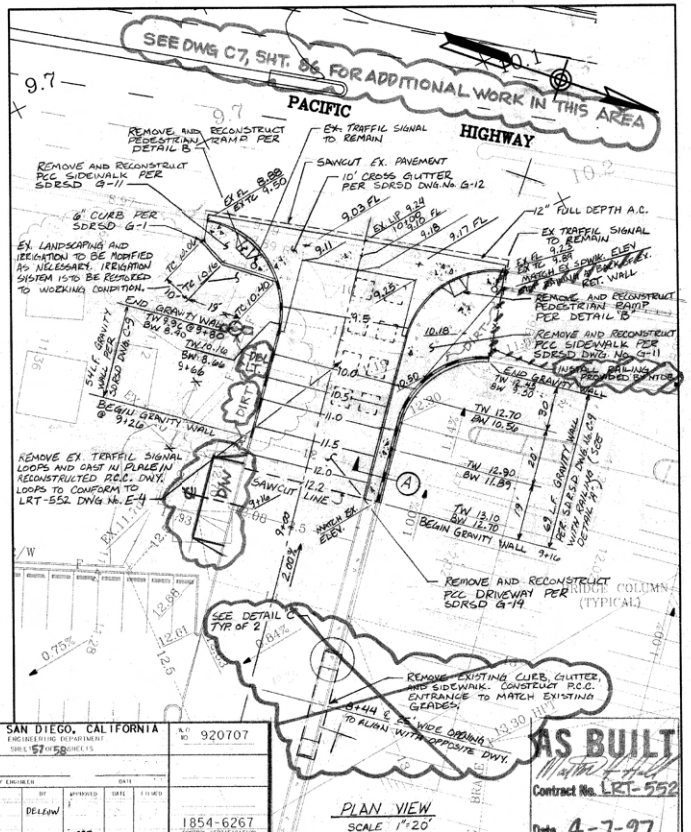

PLAN VIEW

SCALE 1"=20'

CITY OF SAN DIEGO, CALIFORNIA
ENGINEERING DEPARTMENT
SHEET 57 OF 58 SHEETS
A.O. NO 920707
AS-BUILT M.H. MDC
1854-6267
NAD 83
214-1707
CONTRACTOR HERZOG DATE STARTED 2-16-94
INSPECTOR MARTIN HALL DATE COMPLETED 6-28-96
26877-57-D

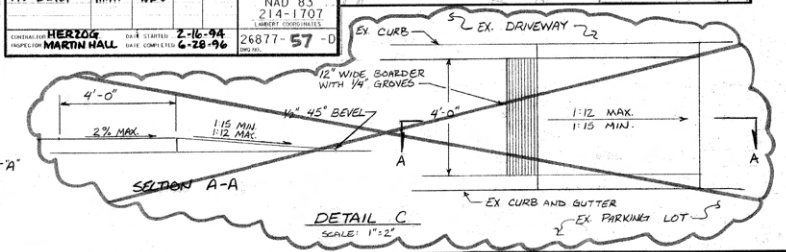

DETAIL C

SCALE: 1"=2'

ISSUED FOR CONSTRUCTION
DATE: 4-7-96
BY: C.O.O. No.:
REVISION No.: 10

NO.	DATE	REVISIONS	BY	CHK	APRV
1	10-15-96	NEW DRAWING	EJB	PWT	DCR

EARTH TECH
9675 BUSINESSPARK AVENUE SUITE 110, SAN DIEGO, CA. 92131

	DATE
DESIGNED BY EJB	10/96
DRAWN BY EJB	10/96
CHECKED BY PWT	10/96
MTDB PRJ. ENG. DCR	10/96

12-31-96

MTDB
Metropolitan Transit Development Board
1255 Imperial Avenue, Suite 1000, San Diego, Ca. 92101-7490 (619)231-1466

LIGHT RAIL GUIDEWAY PROJECT
SAN DIEGO
OLD TOWN TRANSIT CENTER
DRIVEWAY CONSTRUCTION PLAN

SCALE AS SHOWN
MTDB CONTRACT NO. LRT 552
DRAWING NO. G 1038
SHEET NO. 155

FOR REDUCED PLANS ORIGINAL SCALE IS IN INCHES 0 1 2 3

JOB NUMBER R-12 FILE NAME:

MTS DOC NO. PWL355-6-22_WOA355-AS-75

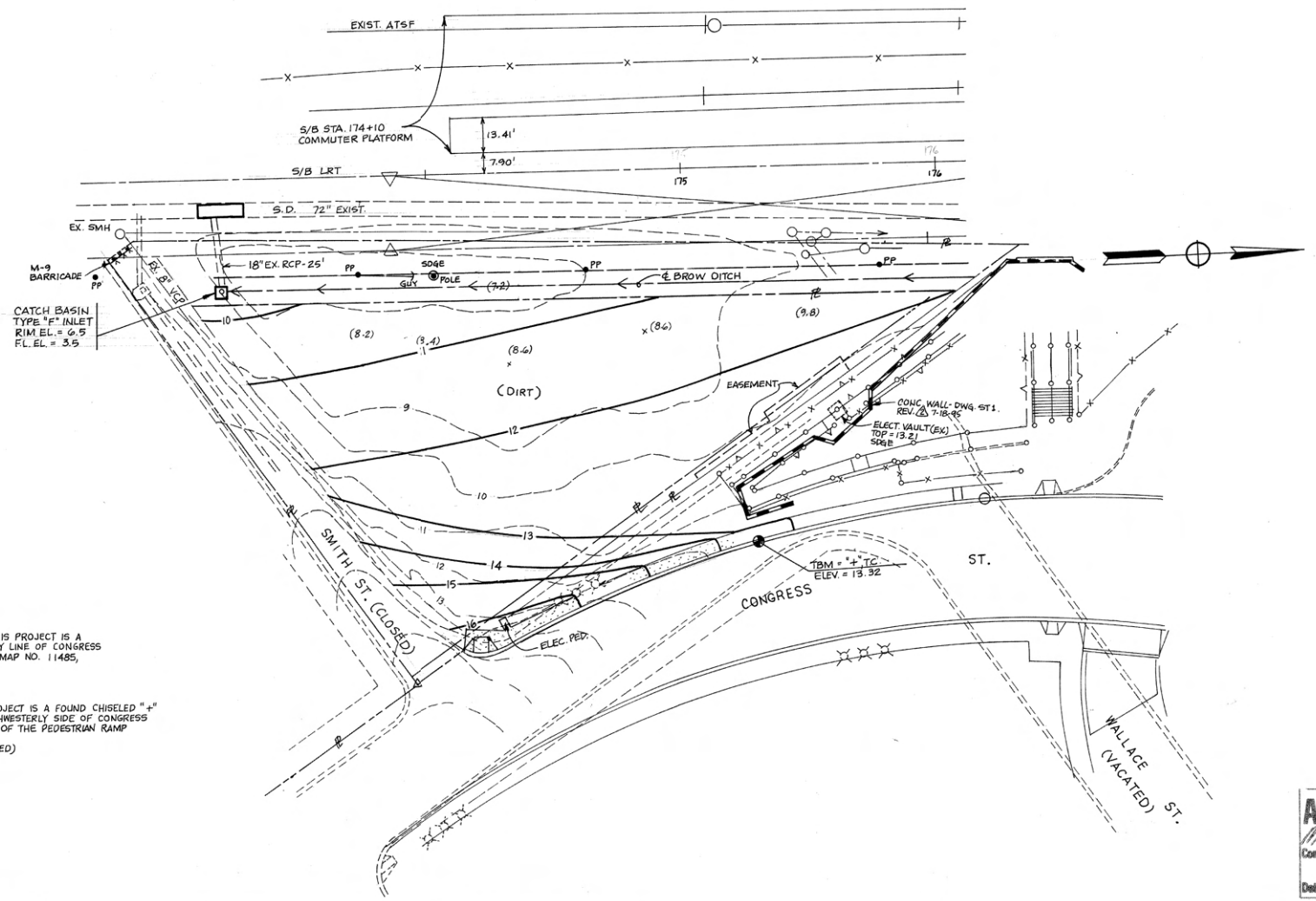

BASIS OF BEARINGS:
THE BASIS OF BEARINGS FOR THIS PROJECT IS A PORTION OF THE SOUTHWESTERLY LINE OF CONGRESS STREET, AS SHOWN ON PARCEL MAP NO. 11485, IE, N 53°59'05" W.

BENCH MARK:
THE BENCH MARK FOR THIS PROJECT IS A FOUND CHISELED "+" IN TOP OF CURB ON THE SOUTHWESTERLY SIDE OF CONGRESS STREET, OPPOSITE THE CORNER OF THE PEDESTRIAN RAMP RETAINING WALL.
ELEVATION: 13.32 MSL (ASSUMED)

AS BUILT
Contract No. LRT-552
Date 12-10-96

NO.	DATE	REVISIONS	BY	CHK	APRV
	12-10-96	NEW DRAWING PER C.C.O.# 14			

	DATE
DESIGNED BY	
DRAWN BY C.E.	12/96
CHECKED BY	
MTDB PRJ. ENG.	

MTDB
Metropolitan Transit Development Board
1255 Imperial Avenue, Suite 1000, San Diego, CA 92101-7490 (619) 231-1466

LIGHT RAIL GUIDEWAY PROJECT
San Diego
OLD TOWN TRANSIT CENTER
FLETCHER GRADING PLAN

SCALE	
1" = 20	
MTDB CONTRACT NO.	
LRT-552	
DRAWING NO.	SHEET NO.
G-109	156

MTS DOC NO. PWL355.0-22, WOA355-AE-75

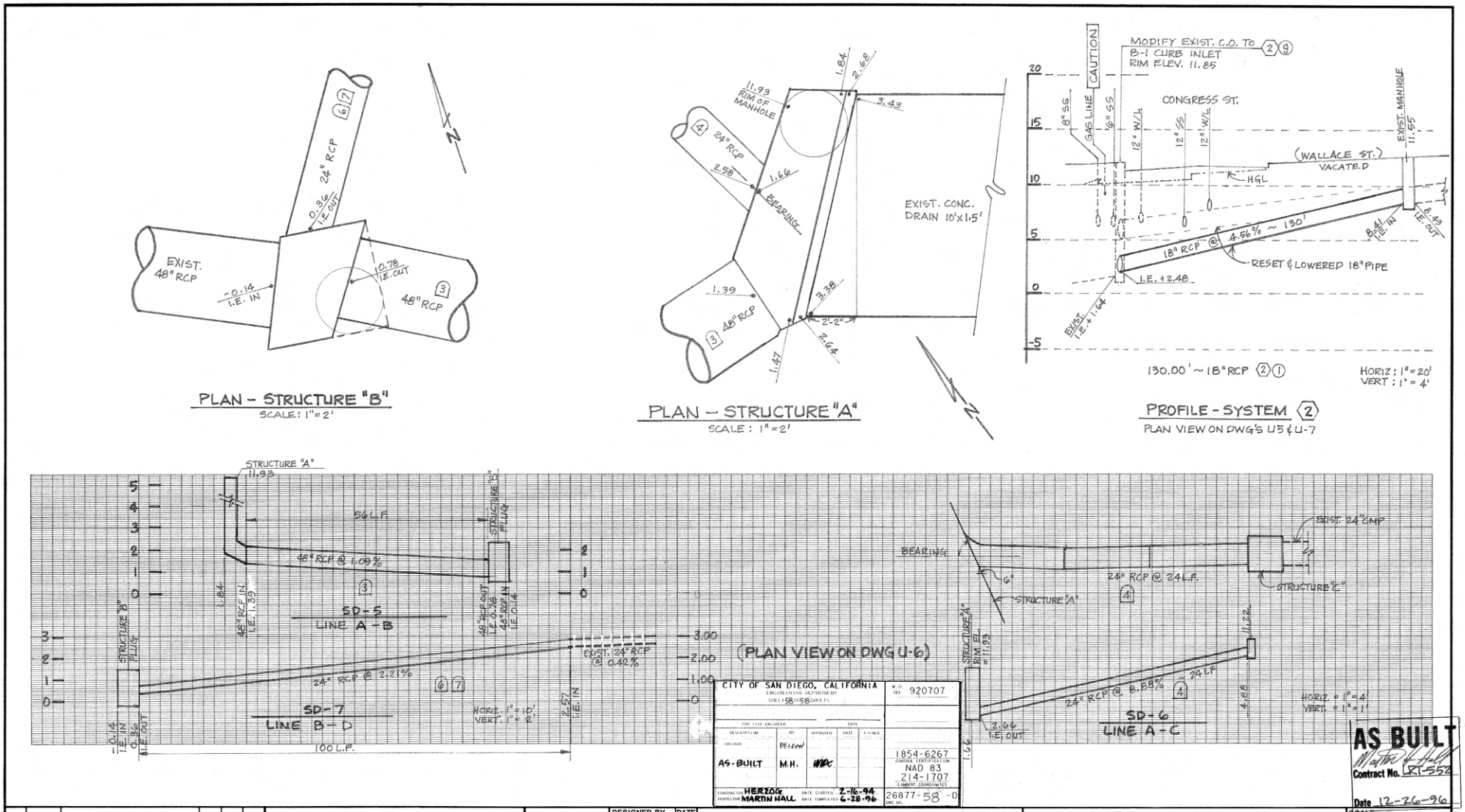

NO.	DATE	REVISIONS	BY	CHK	APRV
	11/96	NEW DRAWING	C.E.		

DESIGNED BY | DATE
DRAWN BY C.E. | 11/96
CHECKED BY
MTDB PRJ. ENG.

MTDB
Metropolitan Transit Development Board
1255 Imperial Avenue, Suite 1000, San Diego, CA 92101-7490 (619) 231-1466

LIGHT RAIL GUIDEWAY PROJECT
San Diego
OLD TOWN TRANSIT CENTER
UTILITY PLANS
STORM DRAIN PROFILES, AS-BUILT

SCALE: AS SHOWN
MTDB CONTRACT NO. LRT-552
DRAWING NO. D-2A
SHEET NO. 157

PANEL 'D'

100A MAIN L.O. — TYPE SURFACE A.I.C. = 10,000

CIR	CIR BKR	LTS	C/O	MISC	VOLT-AMPS LOAD BUS A	BUS B	BUS C	LOCATION & REMARKS	LOCATION & REMARKS	VOLT-AMPS LOAD BUS A	BUS B	BUS C	LTS	C/O	MISC	CIR BKR	CIR
1	40			1	2550			SUMP PUMP	STAIR LTG. - WEST	900						20 / 1	2
3				-		2550		(2) 3 H.P.	" - EAST		1200						4
5	/ 3			-	2550			TUNNEL LTGS.									6
7	30 / 1	8			1196			SHELTER LIGHTING	"	1120							8
9			2			360		SHELTER RECEPT.	CONV. RECEPTACLES		720			4			10
11								T.V. CAMERAS	SECURITY GATE-WEST			1840			1	35 / 1	12
13	/							PHOTO CELL + CONTACT	" CENTER - EAST	1840					1	/	14
15									" " - WEST		1840				1		16
17	/ 3								SPARE							35 / 1	18
19																	20
21																	22
23																	24
25																	26
27																	28
29																	30
31																	32
33																	34
35																	36
37																	38
39																	40
41																	42
SUBTOTALS					3706	2910	2550	BUSSING = 100 AMPS		3860	3760	3280	SUB TOTALS				
MAIN TOTALS					7566	6670	5830	- 20066 VOLT-AMPS = 208/120V, 3Φ 4W - 55.7 AMPS									
+2% - LCL					794	300	360	HIGH PHASE W/LCL = 8360 (ØA) = 69.7AMPS									

1

PANEL "D" CIRCUIT DIRECTORY

1	SUMP PUMP	2	STAIR LTG - WEST
3	(2) 3 H.P.	4	STAIR LTG - EAST
5		6	TUNNEL LTG
7	SHELTER LGTS	8	TUNNEL LTG
9	SHELTER RECEPT.	10	CONV RECEPTACLES
11	TV CAMERAS	12	SECURITY GATE-WEST
13	PHOTOCELL & CONTAC	14	" " -CTR
15		16	SECURITY GATE-EAST
17		18	SPARE
19		20	

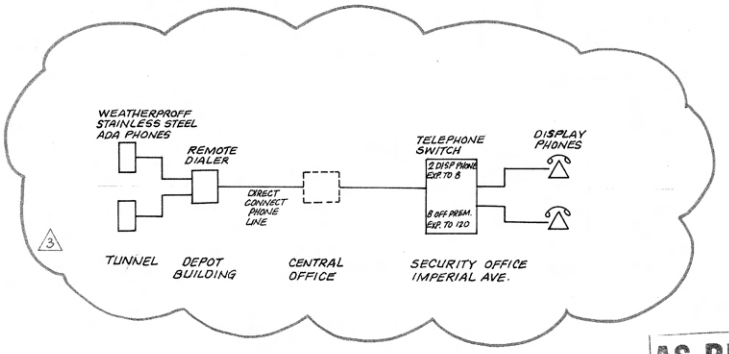

AS BUILT
Contract No. LRT-552
Date 1-2-97

PANEL "C" CIRCUIT DIRECTORY

NO.	AMP	POLE	DESCRIPTION
	200	3	MAIN DISCONNECT
1	20	1	SHELTER 5&6
3	20	1	WBS
5	20	1	SHELTER 5&6
7	20	1	VENDING MACHINE
9	20	1	VALIDATOR
11	20	1	IRRIGATION CONTROLLER
13	20	1	CONTROL
15	20	1	SHELTER 1,2 & WPS
17	20	1	SHELTER 1&2
19-23	20	3	PARKING
25-29	20	3	PARKING
31	20	1	VENDING MACHINE
33	20	1	VENDING MACHINE
35	20	1	VENDING MACHINE
37	20	1	DESTINATION SIGN
39	20	1	SPARE
41	20	1	SPARE
2-6	20	3	PLATFORM
8-12	20	3	PARKING
14-18	20	3	PARKING
20-24	20	3	RAMP
26-30	20	3	PLATFORM
31	20	1	SPARE
34			SPARE
36			SPARE
38-42			

PANEL "A" CIRCUIT DIRECTORY

1	LIGHTING	2	EXHAUST FAN
3		4	OUTLETS EAST WALL
5	EXTERIOR LIGHTING	6	FLY ZAPPERS
7	SIGN LIGHTING	8	HAND DRYER WOMANS
9	WATER HEATER	10	" " MENS
11		12	SPARE
13		14	COUNTER OUTLETS
15	SPARE	16	
17	PHOTOCELL & CONTAC	18	FLOOR OUTLET
19	OUTLETS WEST WALL	20	OUTLETS REST. & T.V.
21		22	TELCO BACKBOARD
23	208 OUTLET WEST WALL	24	COUNTER OUTLETS
25		26	
27	208 OUTLET WEST WALL	28	
29		30	
31	SIGN LIGHTING	32	SPARE
33	COUNTER OUTLETS	34	
35		36	
37		38	
39		40	
41		42	

PANEL "B" CIRCUIT DIRECTORY

1	LIGHTS EAST DRIVE	2	
3		4	SPARE
5		6	
7	SPARE	8	
9		10	
11		12	
13	IRRIGATION CONTROLLER	14	SHELTER-3&4 REC
15	PHOTOCELL & CONTAC	16	LTS
17	SPARE	18	VENDING MACHINE
19	LGTS PLATFORM & RAMP	20	
21		22	VALIDATOR
23		24	BUS SHELTERS LTS
25	PT2 4&8	26	
27	OPERATOR SHED	28	COASTER VENDING MACHINE
29		30	VENDING MACHINE
31	PANEL D	32	
33		34	VALIDATOR
35		36	SPARE
37	336 RCA	38	BUS SHELTERS REC
39		40	P.A. EQUIP.
41		42	TWC INTERROGATOR

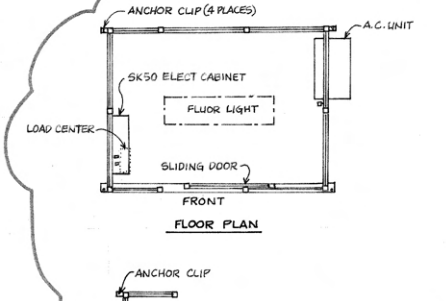

FLOOR PLAN

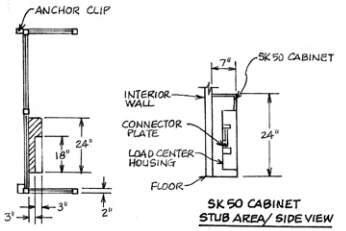

SK50 CABINET STUB AREA/SIDE VIEW

ELECTRIC STUB AREA

STUB AREA 6" DEEP X 24" WIDE

(NOT TO SCALE)

2

NOTES:

1. FRAME WORK TO BE 2"X2"X.083" A500 TUBE.
2. UNIT TO HAVE HALF GLAZED 16GA. GALVANIZED STEEL WALLS WITH 16GA. GALVANIZED INTERIOR LINERS.
3. UNIT TO HAVE CUSTOM 1" STANDING SEAM HIP STYLE ROOF WITH 6" FASCIA AND 12" OVERHANG ON ALL SIDES
4. UNIT TO HAVE NO FLOOR; 1/4" STEEL (A36) STRAP BASE MOUNTED ON CONCRETE SLAB (CONCRETE BY OTHERS)
5. UNIT TO HAVE ONE B.I.G. INTERIOR SLIDING DOOR FACING NORTH WITH RIGID STEEL ROLLERS AND MORTISE HOOK TYPE LOCKING H.W.
6. UNIT TO HAVE 1/16" CLEAR TEMPERED SAFETY GLASS THROUGHOUT.
7. UNIT TO HAVE ONE 3 WIRE SINGLE PHASE, 6/12 POLE, 125 AMPS, 120/240 VOLTS, LOAD CENTER MOUNTED IN SK50 CABINET
8. UNIT TO HAVE ONE 1'X4' FLUORESCENT LIGHT FIXTURE RECESSED IN STEEL CEILING AND CONTROLLED BY SINGLE POLE WALL SWITCH
9. UNIT TO HAVE TWO DUPLEX OUTLETS MOUNTED UNDER SHELF.
10. UNIT TO HAVE ONE WALL MOUNT HEAT/COOL AIR CONDITIONING UNIT WITH 9,500 BTU'S COOL AND 11,250 BTU'S HEAT AT 230 VOLTS - G.E. SAJ100F OR EQUAL.
11. UNIT TO HAVE WALLS AND ROOF INSULATED TO R-10.
12. UNIT TO HAVE FOUR INTERIOR ANCHOR CLIPS. FOUR 5/8" MULTI QUIK BOLTS WITH 3" IMBEDMENT IN 2500 LB CONCRETE ARE REQUIRED FOR PLACEMENT OF BOOTH. CONCRETE, BOLTS AND MOUNTING SHALL BE BY OTHERS.
13. ALL ELECTRICAL EQUIPMENT TO BE U.L. APPROVED AND ALL WIRING TO PER CURRENT PUBLISHED NEC STANDARDS. EXPOSED WIRING TO BE IN SURFACE MOUNT EMT CONDUITS. CONCEALED WIRING TO BE IN FLEXIBLE ALUMINUM CONDUIT.
14. ALL EXPOSED STEEL SURFACES TO BE COATED WITH TWO COMPONET HIGH SOLIDS POLYURETHANE RUST INHIBITIVE PRIMER, AND TWO COMPONET HIGH SOLIDS POLYURETHANE FINISH COAT.

TROLLEY OPERATOR'S BOOTH
B.I.G. ENTERPRISES, INC. 9702 E. RUSH ST. SO. EL MONTE, CA. 91733
DWG. DC0808, C9277 (818) 448-1449

3 MOD. PUBLIC EMERGENCY RESPONSE SYSTEM CCO # 36

NO.	DATE	REVISIONS	BY	CHK	APRV
2		AS-BUILT PER CCO # 51			
1		AS-BUILT PER CCO # 42			
		NEW DRAWING	C.E.		

DESIGNED BY		DATE
DRAWN BY	C.E.	1/97
CHECKED BY		
MTDB PRJ. ENG.		

MTDB
Metropolitan Transit Development Board
1255 Imperial Avenue, Suite 1000, San Diego, CA 92101-7490 (619) 231-1466

LIGHT RAIL GUIDEWAY PROJECT

OLD TOWN TRANSIT CENTER

DIAGRAMS & TROLLEY OPERATOR'S BOOTH

SCALE

MTDB CONTRACT NO. LRT-552

DRAWING NO. E100B | SHEET NO. 158

228

MTS DOC NO. PWL355.0-22, WOA355-AE-75

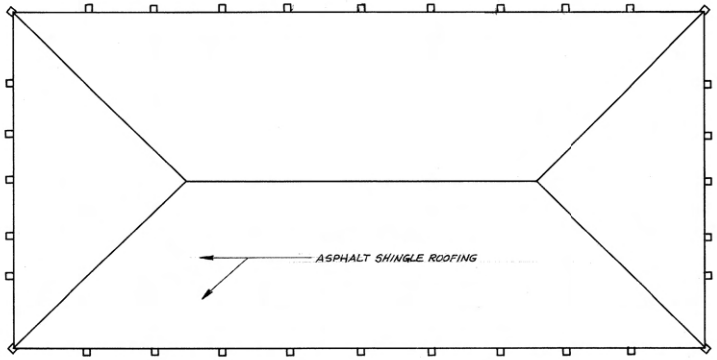

NORTH

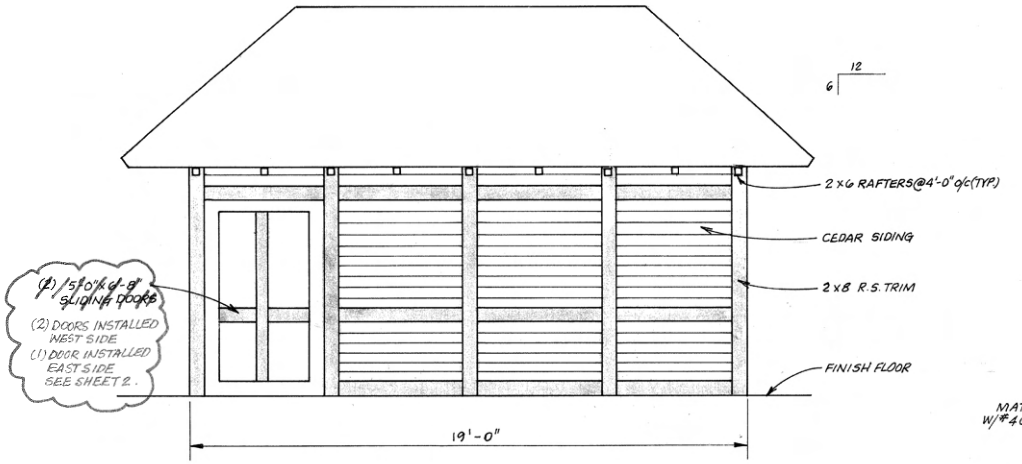

EAST/WEST ELEV.

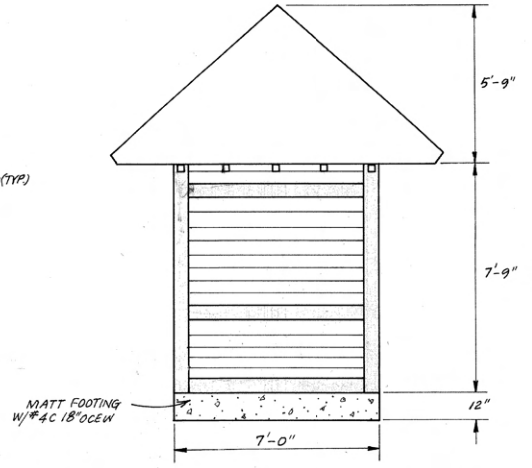

NORTH/SOUTH ELEV.

AS BUILT
Martin A. Hall
Contract No. LRT-552
Date 1-8-97

NO.	DATE	REVISIONS	BY	CHK	APRV
		NEW DRAWING PER CCO # 54			

CHOCTAW CONSTRUCTION (619) 789-8713
P.O. BOX 2308 RAMONA, CA 92065

		DATE
DESIGNED BY		
DRAWN BY	CE	1/97
CHECKED BY		
MTDB PRJ. ENG.		

MTDB
Metropolitan Transit Development Board
1255 Imperial Avenue, Suite 1000, San Diego, CA 92101-7490 (619) 231-1466

LIGHT RAIL GUIDEWAY PROJECT

OLD TOWN TRANSIT CENTER
EQUIPMENT SHELTER 1 OF 2

SCALE	
1/2" = 1'-0"	
MTDB CONTRACT NO.	
LRT-552	
DRAWING NO.	SHEET NO.
A3.3	159

227

MTS DOC NO. PWL355.0-22, WOA355-AE-75

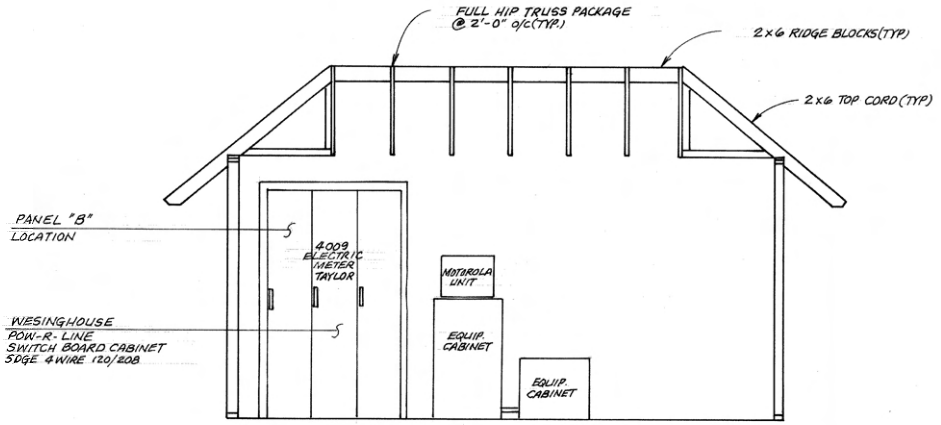

SECTION B

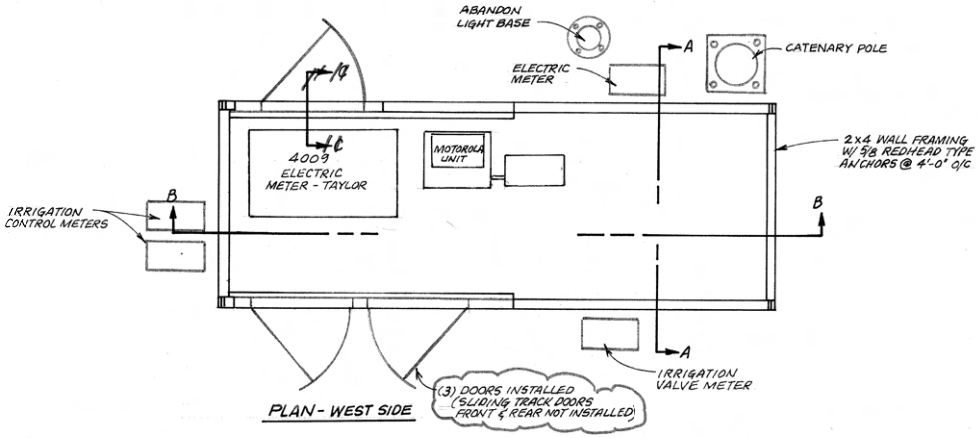

PLAN - WEST SIDE

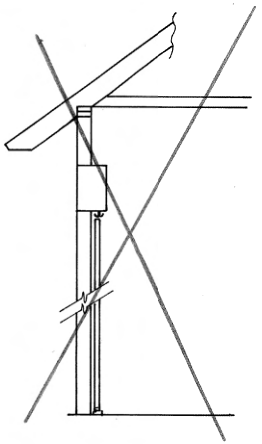

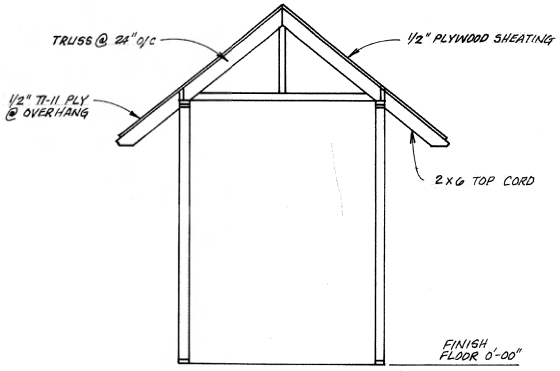

SECTION A

AS BUILT
Contract No. LRT-552
Date 1-10-97

NO.	DATE	REVISIONS	BY	CHK	APRV
		NEW DRAWING PER CCO#54			

		DATE
DESIGNED BY		
DRAWN BY	CE	1/97
CHECKED BY		
MTDB PRJ. ENG.		

MTDB
Metropolitan Transit Development Board
1255 Imperial Avenue, Suite 1000, San Diego, CA 92101-7490 (619) 231-1466

LIGHT RAIL GUIDEWAY PROJECT

OLD TOWN TRANSIT CENTER
EQUIPMENT SHELTER 2 OF 2

SCALE	1/2"=1'-0"
MTDB CONTRACT NO.	LRT-552
DRAWING NO.	A3.4
SHEET NO.	160

228

MTS DOC NO. PWL355.0-22, WOA355-AE-75

SAN DIEGO

METROPOLITAN TRANSIT DEVELOPMENT BOARD

CONTRACT DRAWINGS

OLD TOWN LRT EXTENSION
SIGN INSTALLATION
CONTRACT No. LRT 553.2



EARTH TECH

MAY 1996

SIGN INSTALLATION
LRT 553.2

MTDB PROVIDED SIGNS

GENERAL NOTES

1. UNLESS OTHERWISE NOTED, ALL SIGNS AT STATION AND PARKING AREAS ARE TO BE MOUNTED 84" FROM SIGN BOTTOM EDGE TO GRADE.
2. ALL SIGNS AND HARDWARE REQUIRED TO BE REMOVED BY THIS CONTRACT SHALL BECOME THE PROPERTY OF THE CONTRACTOR AND SHALL BE REMOVED IMMEDIATELY FROM THE PROJECT SITE.
3. THE CONTRACTOR SHALL OBTAIN APPROVAL FROM THE RESIDENT ENGINEER BEFORE EXCAVATING FOR SIGN POST FOUNDATIONS.
4. SIGNS INSTALLED IN THE 'DEPRESSED SECTION' (STATION 24+79 THROUGH STATION 46+11) CAN BE ACCESSED AT CEDAR ST. OR JUNIPER ST.
5. SEE DETAIL SHEETS D1 THROUGH D3 FOR SUGGESTED SIGN MOUNTINGS. THE CONTRACTOR SHALL SUBMIT CATALOGUE INFORMATION AND A SAMPLE OF THE PROPOSED MOUNTING HARDWARE FOR APPROVAL BY THE RESIDENT ENGINEER.
6. ALL SIGNS ARE TO BE MOUNTED WITH TAMPER PROOF HARDWARE
7. THE TROLLEY SYSTEM NORTH OF CEDAR STREET IS CURRENTLY UNDERGOING OPERATIONAL TESTING. FULL TIME OPERATION WILL BEGIN JUNE 13, 1996. THE CONTRACTOR SHALL COORDINATE WITH THE RESIDENT ENGINEER BEFORE PERFORMING ANY WORK WITHIN 10 FEET OF THE TRACKS.
8. ALL SIGNS REQUIRED FOR INSTALLATION ARE AVAILABLE AT SAN DIEGO TROLLEY WAREHOUSE, 1341 COMMERCIAL STREET.

SIGN	DESCRIPTION
A1-1	Middletown/Palm St. (STATION NAME) 36"W X 12"H/ COLOR BLACK
A1-2	Washington St. (STATION NAME) 36"W X 12"H/ COLOR BLACK
A1-3	Old Town Transit Center (STATION NAME) 36"W X 12"H/ COLOR BLACK
A1-4	County Center/ Little Italy (STATION NAME) 36"W X 12"H/ COLOR BLACK
A4	Old Town Transit Center/ 72"W X 36"H/ COLOR BLACK
A5-2	N2 (STATION NUMBER) 12"W X 12"H/ COLOR BLACK
A5-3	N3 (STATION NUMBER) 12"W X 12"H/ COLOR BLACK
A5-4	N4 (STATION NUMBER) 12"W X 12"H/ COLOR BLACK
A5-5	N5 (STATION NUMBER) 12"W X 12"H/ COLOR BLACK
A6	'TO SAN YSIDRO VIA CENTRE CITY' (TWO SIDED)/ 24'w X 24"H/ COLOR BLACK
A7	'TO OLD TOWN (TWO SIDED) 18"W X 24"H/ COLOR BLACK
A8	'TO SAN YSIDRO VIA CENTRE CITY' /36W" X 12 "H/ COLOR BLACK
A9	'TO OLD TOWN'/36"W X 12"H/ COLOR BLACK
A10	'FARE PAID ZONE'/ 42"W X 30"H/ COLOR BLACK
A12-1	Middletown(STATION ADVANCE) 18"W X 18"/ COLOR BLACK
A12-2	Washington St(STATION ADVANCE) 18"W X 18"/ COLOR BLACK
A12-3	Old Town(STATION ADVANCE) 18"W X 18"/ COLOR BLACK
A12-4	County Center(STATION ADVANCE) 18"W X 18"/ COLOR BLACK

PART B PARKING LOT SIGNS

SIGN	DESCRIPTION
B1	'NOTICE LOCK YOUR CAR'/28"W X 42"H/ COLOR BLACK
B2	'NOTICE PARKING IS LIMITED'/ 28"W X 42"H COLOR BLACK
B3	'PARK IN MARKED STALLS'/ 16"W X 24"H/ COLOR BLACK
B4	'20 MINUTE PARKING' →'/16" X 24"H/ COLOR BLACK
B5	'20 MINUTE PARKING'←'/16" X 24"H/ COLOR BLACK
B8	'TAXI ONLY(LIMIT 2)'/16"W X 26"H/ BLACK
B9	'TAXI ONLY(LIMIT 3)'/16"W X 26"H/ BLACK'
B10	'SHUTTLE ONLY'/ 16W X 24"H/ BLACK
B11	'PASSENGER LOAD AND UNLOAD ONLY'/ 24"W X 24H"/ BLACK

PART-C RIGHT-0F-WAY SIGNS

SIGN	DESCRIPTION
C1	'APPROACH INTERLOCKING'/36"W X 12"H/ COLOR WHITE
C2	'BEGIN A.B.S.'/15.5"W X 11"H/ COLOR WHITE
C4	MILE POST MARKERS (POSTING 0.50 TO 3.50 AT 0.25 INTERVALS)/ 20"W X 10"H/ WHITE
C5	'NO TRESPASSING/ DANGER HIGH VOLTAGE' (ENGLISH)/ 16"W X 36"H/ BLACK
C6	'NO TRESPASSING/ DANGER HIGH VOLTAGE' (SPANISH)/ 16"W X 36"H/BLACK

ABBREVIATION	TERM
ASTM	AMERICAN STANDARDS FOR TESTING AND MATERIALS
DIA.	DIAMETER
E	EXISTING
HEX	HEXAGONAL
NTS	NOT TO SCALE
N	NEW
PCC	PORTLAND CEMENT CONCRETE
ST.	STREET
SQ	SQUARE
ø	DIAMETER

DRAWING INDEX

DWG	TITLE
N1	TITLE SHEET
N2	DRAWING INDEX, SYMBOLS ABBREVIATIONS AND NOTES
N3	AREA AND LOCATION MAP
SN1	STA 24+00TO STA 41+00
SN2	STA 41+00 TO STA 63+00
SN3	STA 63+00 TO STA 84+00
SN4	STA 84+00 TO STA 106+00
SN5	STA 106+00 TO STA 127+00
SN6	STA 127+00 TO STA 148+00
SN7	STA 148+00 TO STA 170+00
SN8	STA 170+00 TO STA 190+00
SN9	County Center/ Little Italy Station
SN10	Palm Street Station
SN11	Washington Street Station
SN12	Old Town Station Platform
SN13	Old Town Transit Center Parking Lot
D1	INSTALLATION DETAILS A, B, C, D, E
D2	INSTALLATION DETAILS F, G, H, I, K
D3	INSTALLATION DETAILS O

NOT IN CONTRACT

SYMBOLS

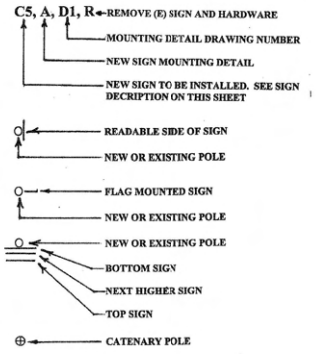

NO.	DATE	REVISIONS	BY	CHK	APRV

EARTH TECH
9675 BUSINESSPARK AVENUE SUITE 110, SAN DIEGO, CA. 92131

		DATE
DESIGNED BY	PWT	4/96
DRAWN BY	SPB	5/96
CHECKED BY	PWT	5/96
MTDB PRJ. ENG.	DCR	

MTDB
Metropolitan Transit Development Board
1255 Imperial Avenue, Suite 1000, San Diego, CA 92101-7490 (619) 231-1466

LIGHT RAIL GUIDEWAY PROJECT
SAN DIEGO
OLD TOWN LRT EXTENSION
SIGN INSTALLATION
DRAWING INDEX , SYMBOLS, ABBREVIATIONS AND NOTES

SCALE
MTDB CONTRACT NO. LRT 553.2
DRAWING NO. N2 | SHEET NO.

MTS DOC NO. PW1355.0-22, WOA355-AE-75

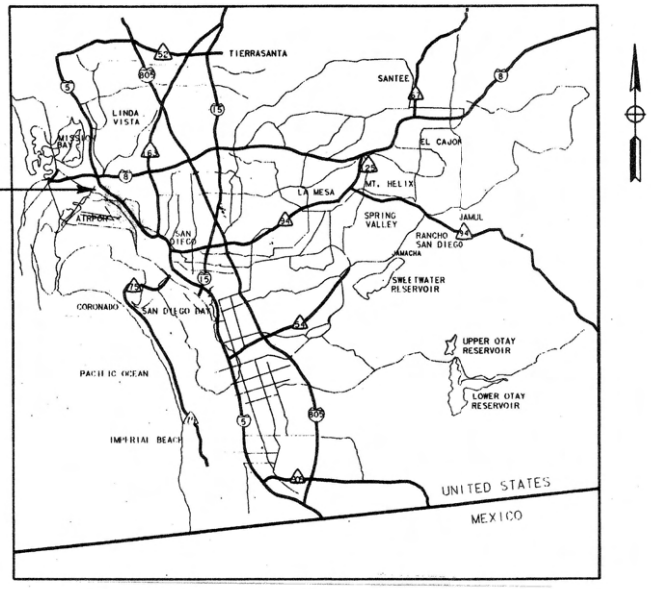

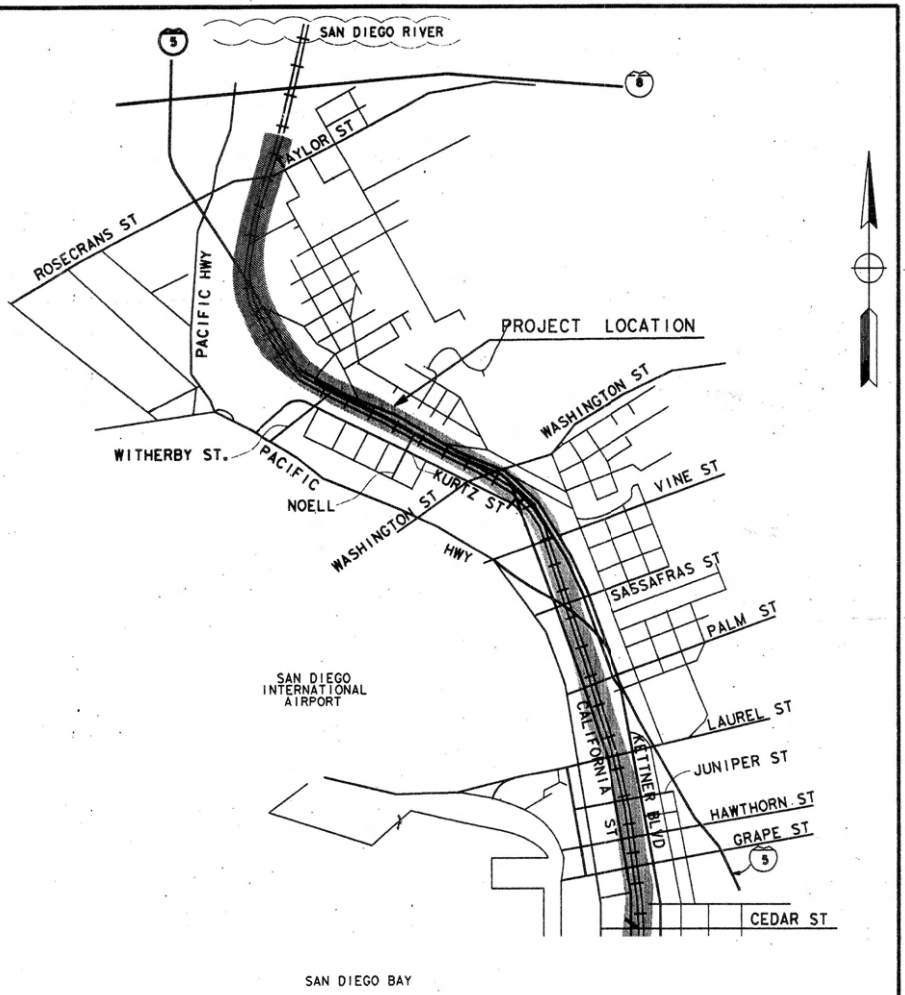

LOCATION MAP

NO.	DATE	REVISIONS	BY	CHK	APRV

EARTH TECH
9675 BUSINESSPARK AVENUE SUITE 110, SAN DIEGO, CA 92131

DESIGNED BY	PWT	DATE 4/96
DRAWN BY	SPB	5/96
CHECKED BY	PWT	5/96
MTDB PRJ.ENG.	D. RAGLAND	

MTDB
Metropolitan Transit Development Board
1255 Imperial Avenue, Suite 1000, San Diego, CA. 92101-7490

LIGHT RAIL GUIDEWAY PROJECT
SAN DIEGO
OLD TOWN LRT EXTENSION
SIGN INSTALLATION
AREA AND LOCATION MAP

SCALE N. T. S.
MTDB CONTRACT NO. LRT 553.2
DRAWING NO. N3 | SHEET NO.

FOR REDUCED PLANS ORIGINAL SCALE IS IN INCHES 0 1 2 3

231

MTS DOC NO. PWL355.0-22, WOA355-AE-P5

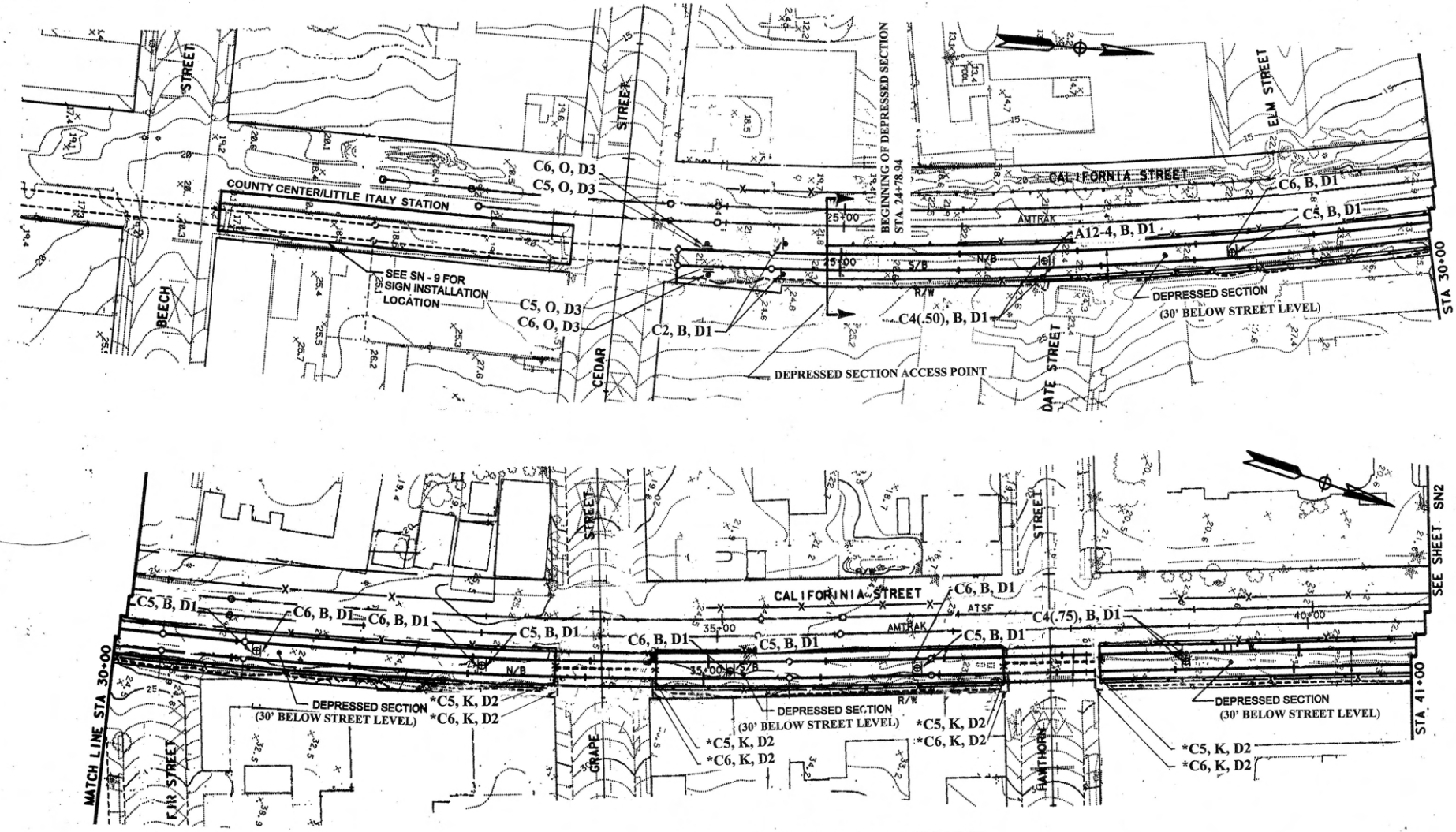

* THESES SIGNS ARE INSTALLED AT STREET LEVEL

NO.	DATE	REVISIONS	BY	CHK	APRV

EARTH TECH
9675 BUSINESSPARK AVENUE SUITE 110, SAN DIEGO, CA 92131

DESIGNED BY	PWT	DATE 4/96
DRAWN BY	SPB	5/96
CHECKED BY	PWT	5/96
MTDB PRJ. ENG.	DCR	

MTDB
Metropolitan Transit Development Board
1255 Imperial Avenue, Suite 1000, San Diego, CA 92101-7490 (619) 231-1466

LIGHT RAIL GUIDEWAY PROJECT
SAN DIEGO
OLD TOWN LRT EXTENSION
SIGN INSTALLATION
SIGN LOCATION PLAN
STA 24+00 TO 41+00

SCALE 1"=40' HORIZ
MTDB CONTRACT NO. LRT 553.2
DRAWING NO. SN1 | SHEET NO.

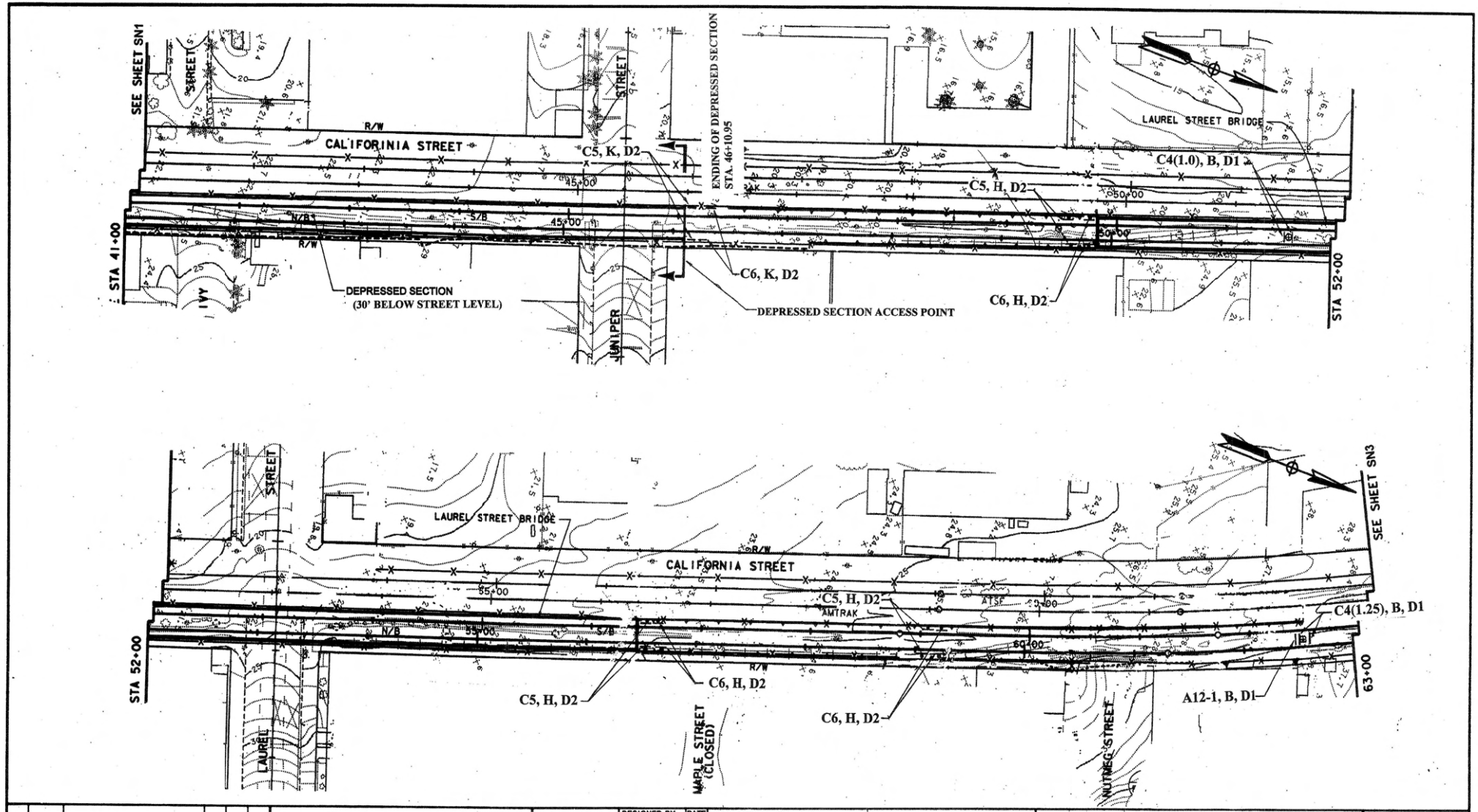

NO.	DATE	REVISIONS	BY	CHK	APRV

EARTH TECH
9675 BUSINESSPARK AVENUE SUITE 110, SAN DIEGO, CA. 92131

		DATE
DESIGNED BY	PWT	4/96
DRAWN BY	SPB	5/96
CHECKED BY	PWT	5/96
MTDB PRJ. ENG.	DCR	

MTDB
Metropolitan Transit Development Board
1255 Imperial Avenue, Suite 1000, San Diego, CA. 92101-7490 (619) 231-1466

LIGHT RAIL GUIDEWAY PROJECT
SAN DIEGO
OLD TOWN LRT EXTENSION
SIGN INSTALLATION
SIGN LOCATION PLAN
STA 41+00 TO 63+00

SCALE 1"=40' HORIZ
MTDB CONTRACT NO. LRT 553
DRAWING NO. SN2
SHEET NO.

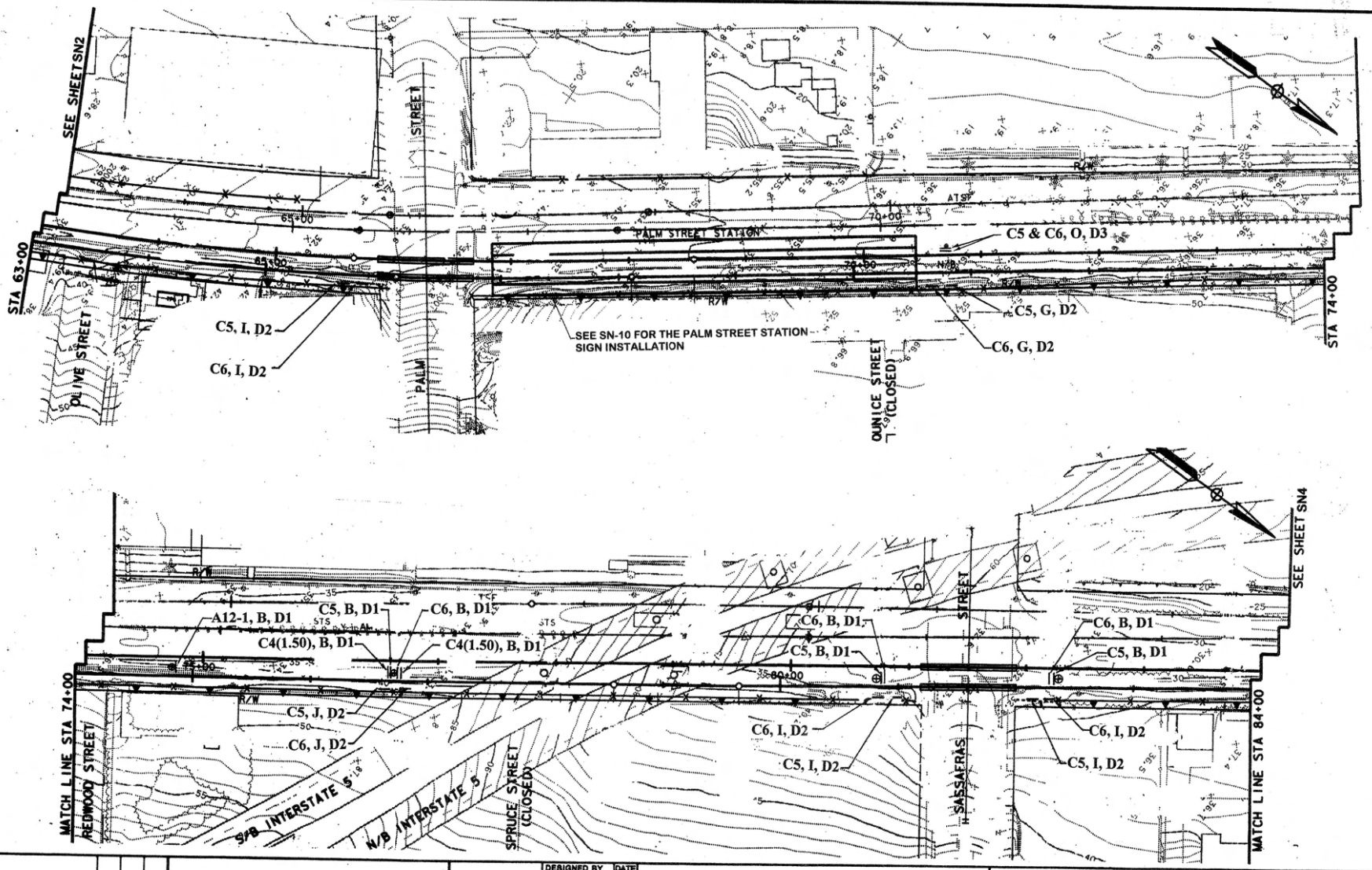

NO.	DATE	REVISIONS	BY	CHK	APRV

EARTH TECH
9675 BUSINESSPARK AVENUE SUITE 110, SAN DIEGO, CA 92131

		DATE
DESIGNED BY	PWT	4/96
DRAWN BY	SPB	5/96
CHECKED BY	PWT	5/96
MTDB PRJ. ENG.	DCR	

MTDB
Metropolitan Transit Development Board
1255 Imperial Avenue, Suite 1000, San Diego, CA 92101-7490 (619) 231-1466

LIGHT RAIL GUIDEWAY PROJECT
SAN DIEGO
OLD TOWN LRT EXTENSION
SIGN INSTALLATION
SIGN LOCATION PLAN
STA 63+00 TO 84+00

SCALE 1"=40' HORIZ
MTDB CONTRACT NO. LRT 553.2
DRAWING NO. SN3
SHEET NO.

MTS DOC NO. PWL355.0-22, WOA355-AE-75

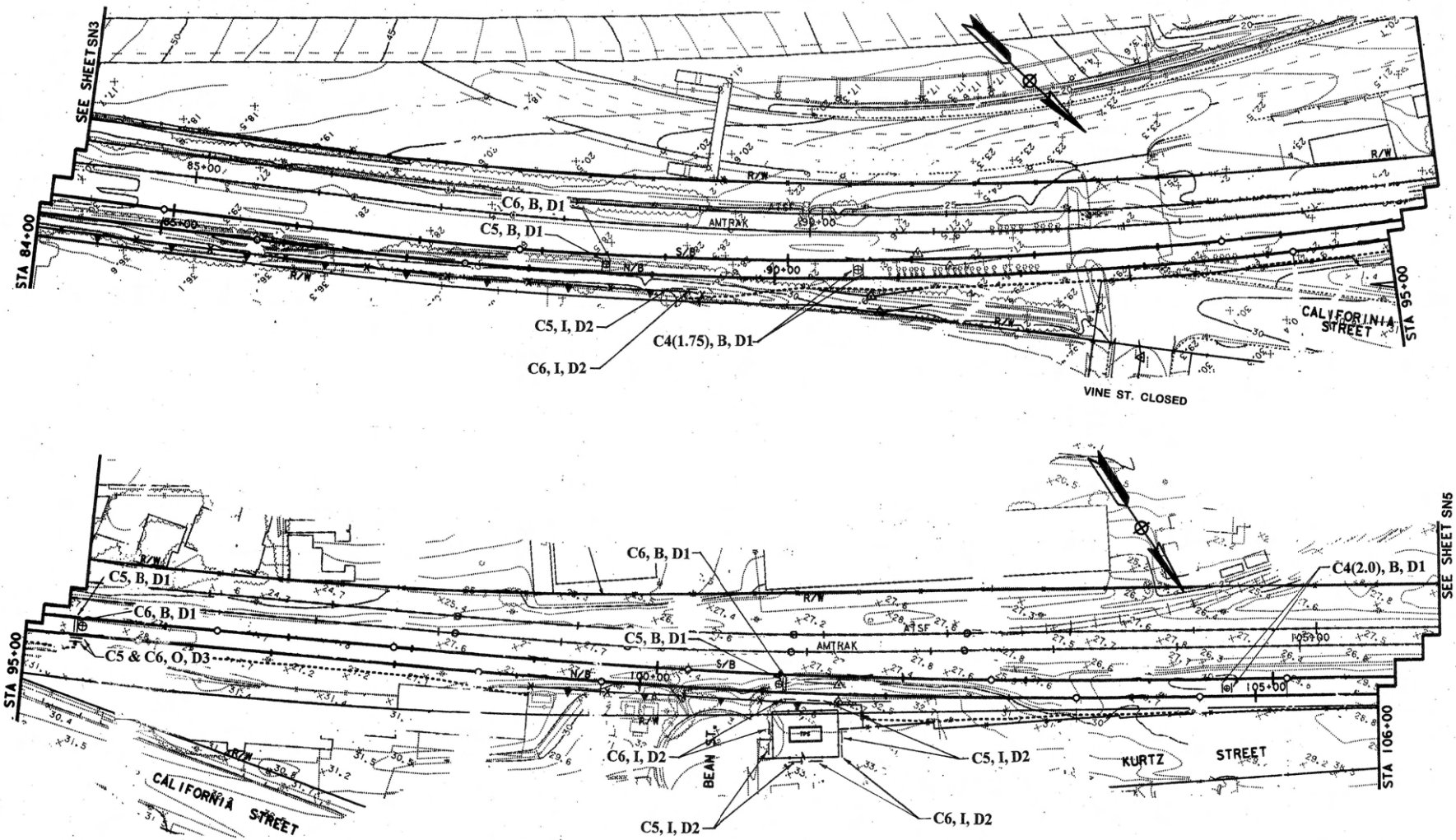

NO.	DATE	REVISIONS	BY	CHK	APRV

EARTH TECH
9675 BUSINESSPARK AVENUE SUITE 110, SAN DIEGO, CA. 92131

		DATE
DESIGNED BY	PWT	4/96
DRAWN BY	SPB	5/96
CHECKED BY	PWT	5/96
MTDB PRJ. ENG.	DCR	

MTDB
Metropolitan Transit Development Board
1255 Imperial Avenue, Suite 1000, San Diego, CA 92101-7490 (619) 231-1466

LIGHT RAIL GUIDEWAY PROJECT
SAN DIEGO
OLD TOWN LRT EXTENSION
SIGN INSTALLATION
SIGN LOCATION PLAN
STA 84+00 TO 106+00

SCALE	1"=40' HORIZ
MTDB CONTRACT NO.	LRT 553.2
DRAWING NO.	SN4
SHEET NO.	

MTS DOC NO. PW1355.0-22, WOA155-AE-75

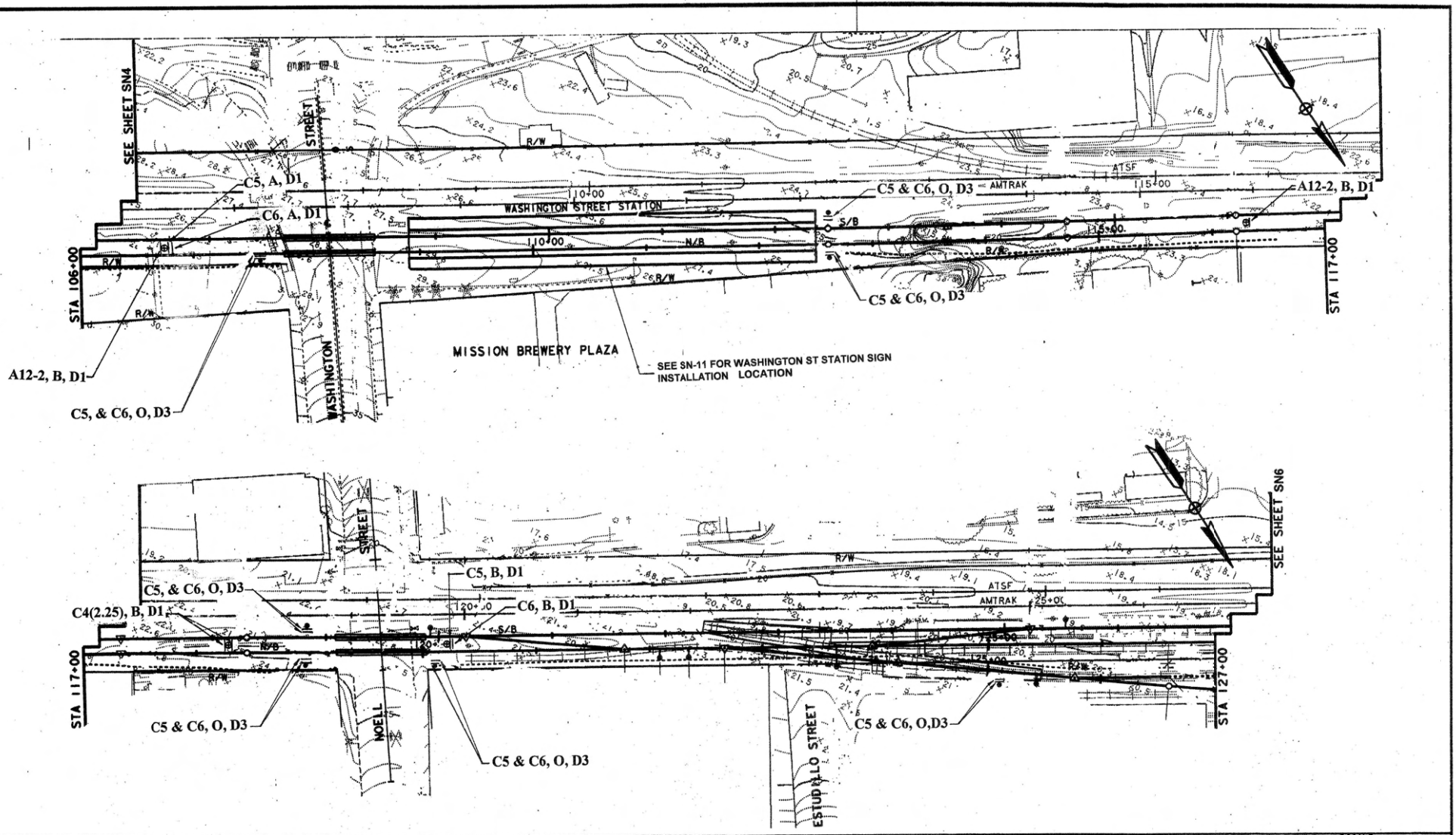

NO.	DATE	REVISIONS	BY	CHK	APRV

EARTH TECH
9675 BUSINESSPARK AVENUE SUITE 110, SAN DIEGO, CA. 92131

		DATE
DESIGNED BY	PWT	4/96
DRAWN BY	SPB	5/96
CHECKED BY	PWT	5/96
MTDB PRJ. ENG.	DCR	

MTDB
Metropolitan Transit Development Board
1255 Imperial Avenue, Suite 1000, San Diego, CA 92101-7490 (619) 231-1466

LIGHT RAIL GUIDEWAY PROJECT
SAN DIEGO
OLD TOWN LRT EXTENSION
SIGN INSTALLATION
SIGN LOCATION PLAN
STA 106+00 TO 127+00

SCALE	1"=40' HORIZ
MTDB CONTRACT NO.	LRT 553.2
DRAWING NO.	SHEET NO.
SN5	

MTS DOC.NO. PWL355.0-22, WOA355-AE-75

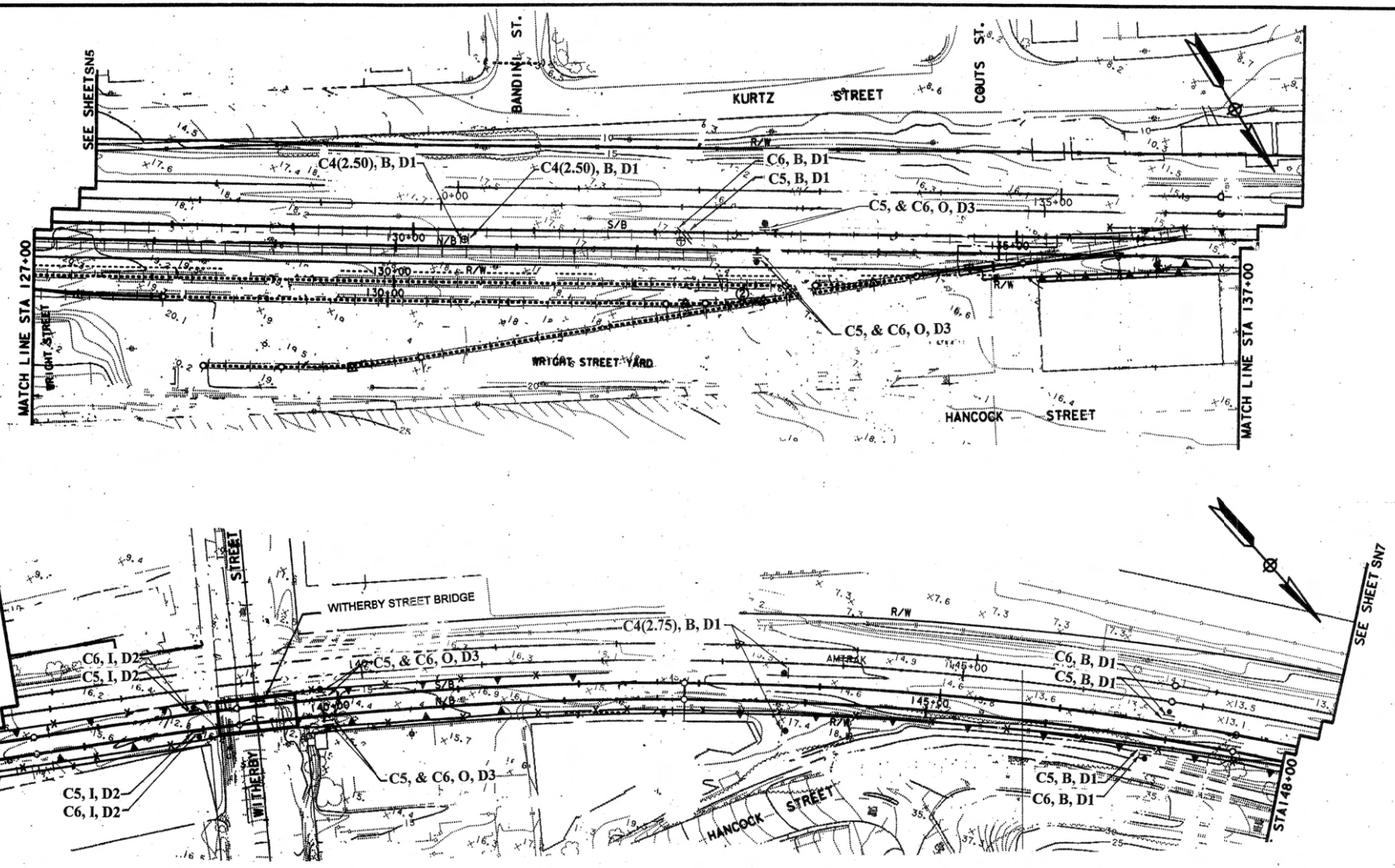

NO.	DATE	REVISIONS	BY	CHK	APRV

EARTH TECH
9675 BUSINESSPARK AVENUE SUITE 110, SAN DIEGO, CA. 92131

		DATE
DESIGNED BY	PWT	4/96
DRAWN BY	SPB	5/96
CHECKED BY	PWT	5/96
MTDB PRJ. ENG.	DCR	

MTDB
Metropolitan Transit Development Board
1255 Imperial Avenue, Suite 1000, San Diego, CA 92101-7490 (619) 231-1466

LIGHT RAIL GUIDEWAY PROJECT
SAN DIEGO

OLD TOWN LRT EXTENSION
SIGN INSTALLATION
SIGN LOCATION PLAN
STA 127+00 TO 148+00

SCALE 1"=40' HORIZ
MTDB CONTRACT NO. LRT 553.2
DRAWING NO. SN6
SHEET NO.

237

MTS DOC NO. PW1355.0-22, WOA355-AE-75

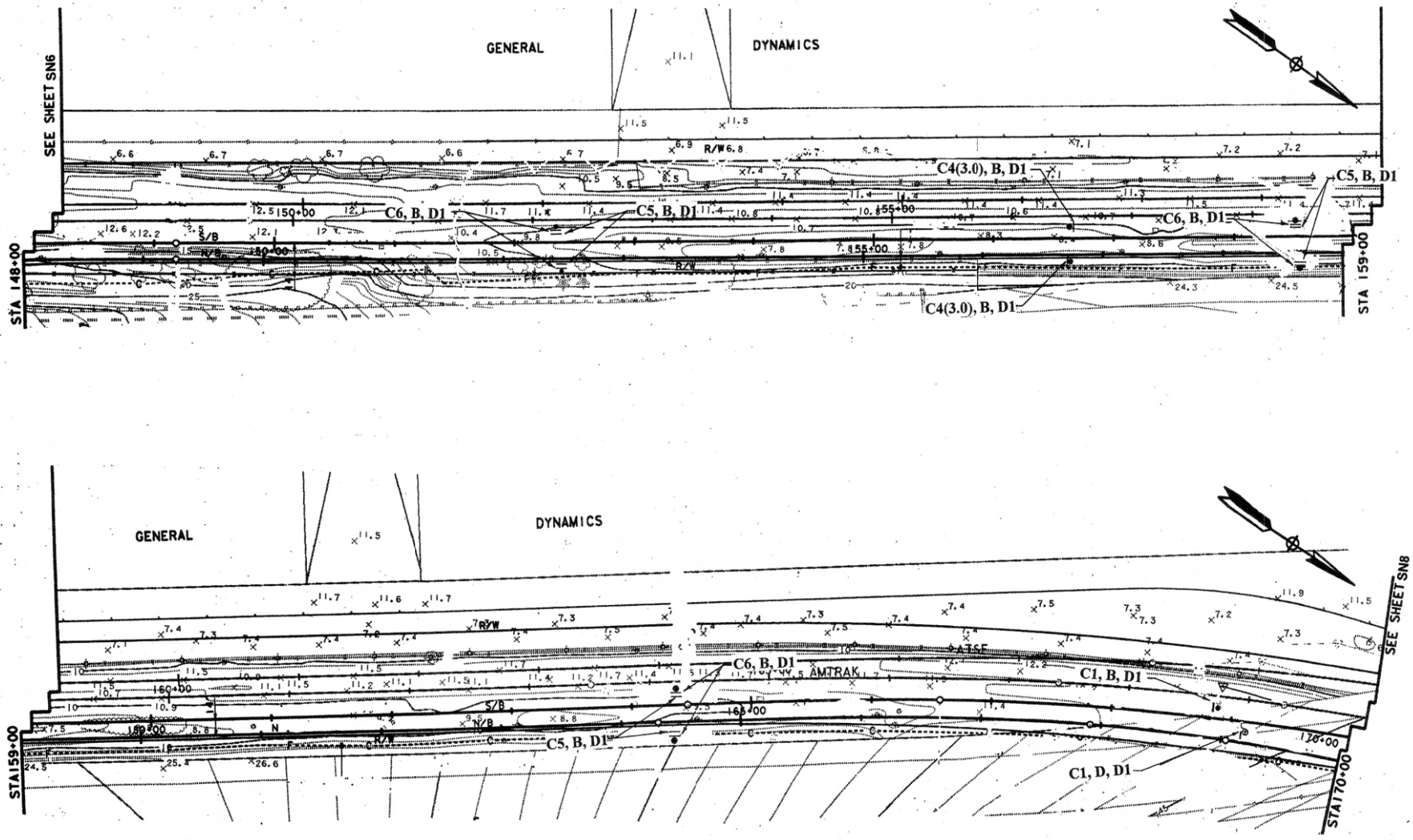

NO.	DATE	REVISIONS	BY	CHK	APRV

EARTH TECH
9675 BUSINESSPARK AVENUE SUITE 110, SAN DIEGO, CA. 92131

		DATE
DESIGNED BY	PWT	4/96
DRAWN BY	SPB	5/96
CHECKED BY	PWT	5/96
MTDB PRJ. ENG.	DCR	

MTDB
Metropolitan Transit Development Board
1255 Imperial Avenue, Suite 1000, San Diego, CA 92101-7490 (619) 231-1466

LIGHT RAIL GUIDEWAY PROJECT
SAN DIEGO
OLD TOWN LRT EXTENSION
SIGN INSTALLATION
SIGN LOCATION PLAN
STA 148+00 TO 170+00

SCALE	1"=40' HORIZ
MTDB CONTRACT NO.	LRT 553.2
DRAWING NO.	SHEET NO.
SN7	

MTS DOC NO. PW1355.0-22, WOA355-AE-75

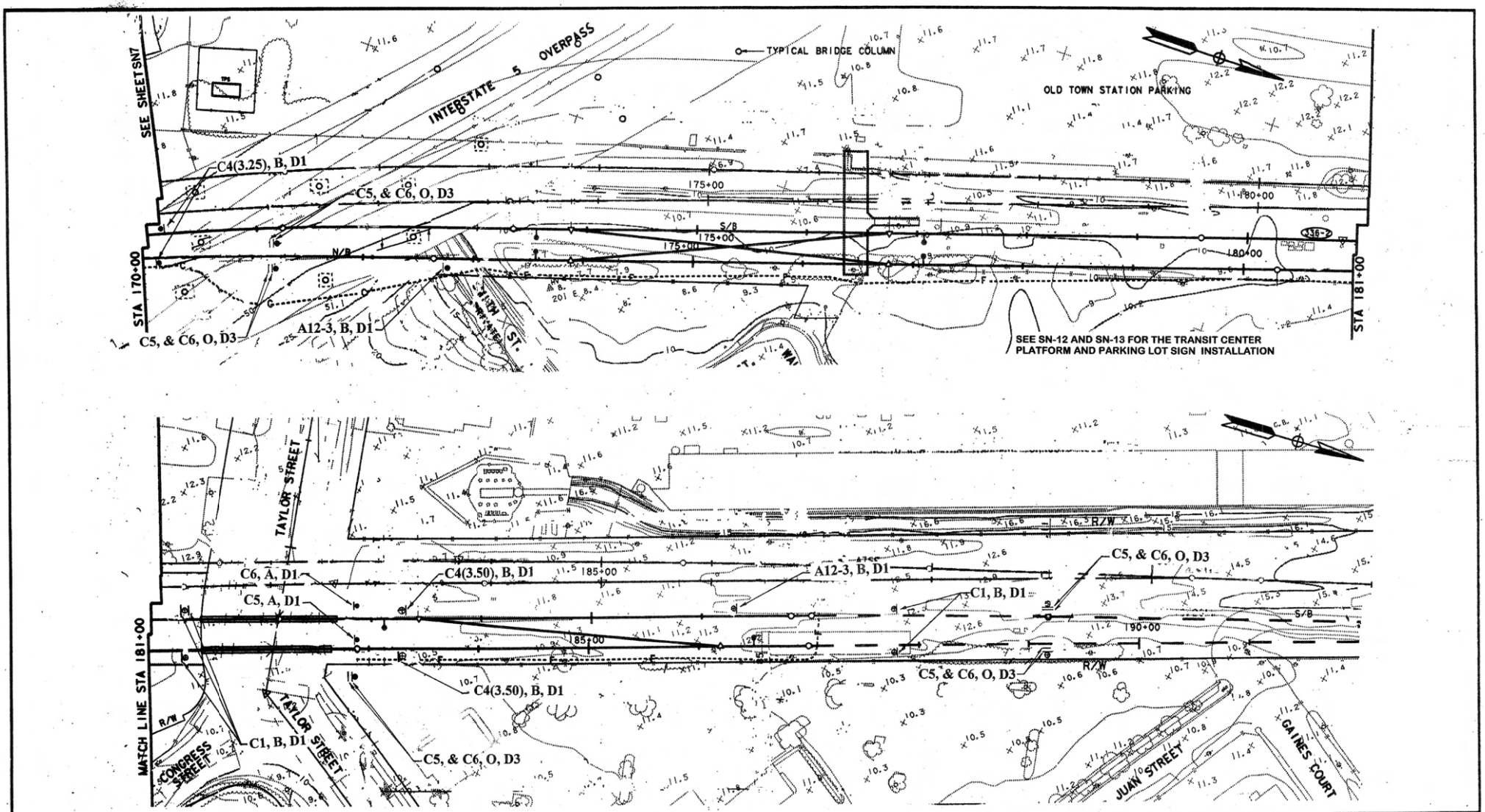

NO.	DATE	REVISIONS	BY	CHK	APRV

EARTH TECH
9675 BUSINESSPARK AVENUE SUITE 110, SAN DIEGO, CA. 92131

		DATE
DESIGNED BY	PWT	4/96
DRAWN BY	SPB	5/96
CHECKED BY	PWT	5/96
MTDB PRJ. ENG.	DCR	

MTDB
Metropolitan Transit Development Board
1255 Imperial Avenue, Suite 1000, San Diego, CA 92101-7490 (619) 231-1466

LIGHT RAIL GUIDEWAY PROJECT
SAN DIEGO
OLD TOWN LRT EXTENSION
SIGN INSTALLATION
SIGN LOCATION PLAN
STA 170+00 TO 190+00

SCALE 1"=40' HORIZ
MTDB CONTRACT NO. LRT 553.2
DRAWING NO. SN8 | SHEET NO.

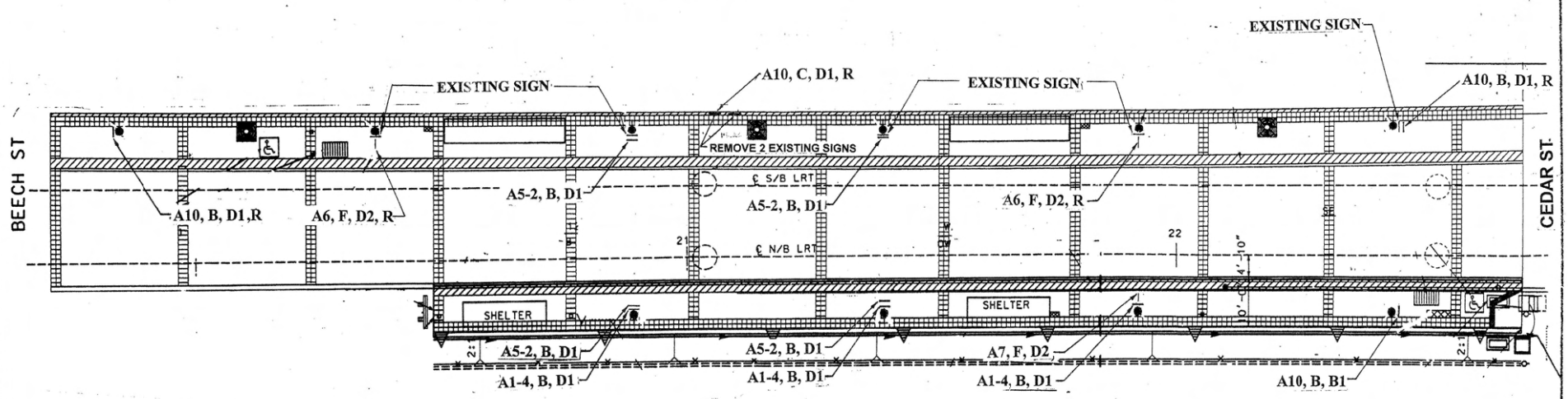

NO.	DATE	REVISIONS	BY	CHK	APRV

EARTH TECH
9675 BUSINESSPARK AVENUE SUITE 110, SAN DIEGO, CA. 92131

		DATE
DESIGNED BY	PWT	4/96
DRAWN BY	SPB	5/96
CHECKED BY	PWT	5/96
MTDB PRJ.ENG.	D. RAGLAND	

MTDB
Metropolitan Transit Development Board
1255 Imperial Avenue, Suite 1000, San Diego, CA. 92101-7490

LIGHT RAIL GUIDEWAY PROJECT
SAN DIEGO
OLD TOWN LRT EXTENSION
SIGN INSTALLATION
SIGN LOCATION PLAN
COUNTY CENTER - LITTLE ITALY STATION

SCALE 1"=10'
MTDB CONTRACT NO. LRT 553.2
DRWG NO. SN 9 SHEET NO.

FOR REDUCED PLANS ORIGINAL SCALE IS IN INCHES 0 1 2 3

240

MTS DOC NO. PW1355.0-22, WOA355-AE-75

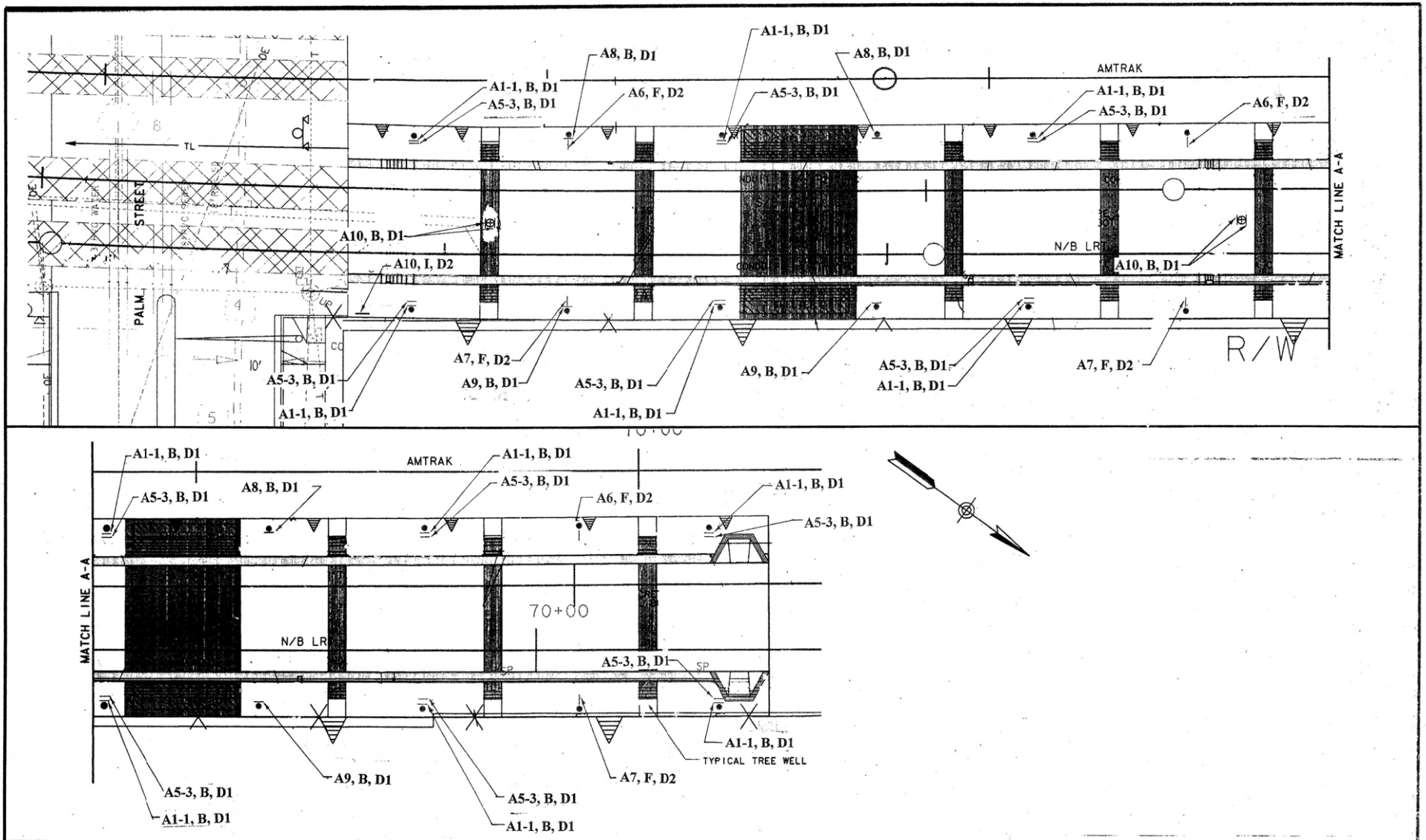

NO.	DATE	REVISIONS	BY	CHK	APRV

EARTH TECH
3675 BUSINESSPARK AVENUE SUITE 110, SAN DIEGO, CA. 92131

DESIGNED BY	PWT	DATE 4/96
DRAWN BY	SPB	5/96
CHECKED BY	PWT	5/96
MTDB PRJ.ENG.	D. RAGLAND	

MTDB
Metropolitan Transit Development Board
1255 Imperial Avenue, Suite 1000, San Diego, CA. 92101-7490

LIGHT RAIL GUIDEWAY PROJECT
SAN DIEGO
OLD TOWN LRT EXTENSION
SIGN INSTALLATION
SIGN LOCATION PLAN
PALM STREET STATION

SCALE 1" = 10'
MTDB CONTRACT NO. LRT 553.2
DRAWING NO. SN 10 | SHEET NO.

FOR REDUCED PLANS ORIGINAL SCALE IS IN INCHES 0 1 2 3

241

MTS DOC NO. PW1355.0-22, WOA355-AE-75

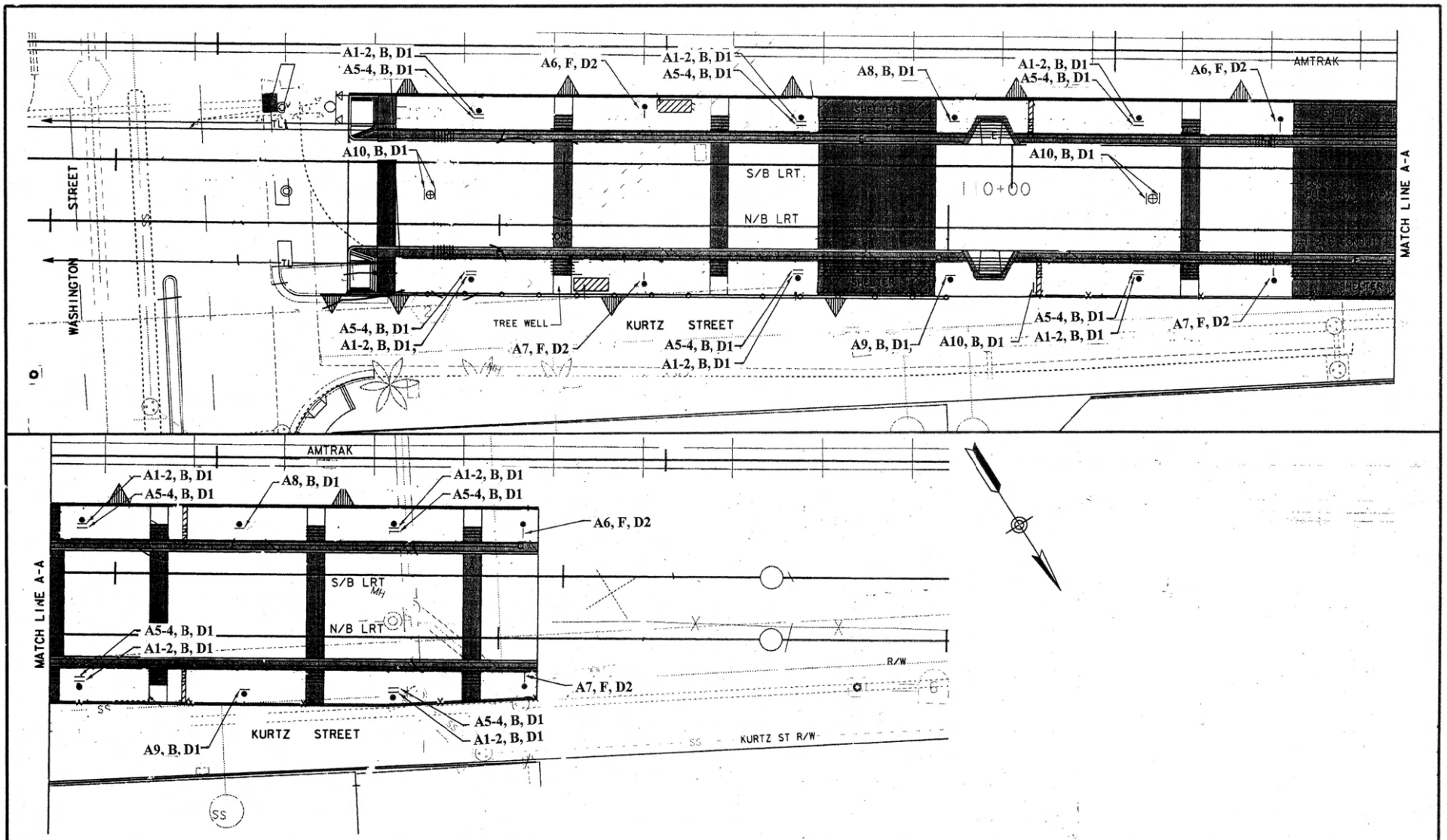

NO.	DATE	REVISIONS	BY	CHK	APRV

EARTH TECH
9675 BUSINESSPARK AVENUE SUITE 110, SAN DIEGO, CA. 92131

DESIGNED BY	PWT	DATE 4/96
DRAWN BY	SPB	5/96
CHECKED BY	PWT	5/96
MTDB PRJ.ENG.	DCR	

MTDB
Metropolitan Transit Development Board
1255 Imperial Avenue, Suite 1000, San Diego, CA. 92101-7490

LIGHT RAIL GUIDEWAY PROJECT
SAN DIEGO
OLD TOWN LRT EXTENSION
SIGN INSTALLATION
SIGN LOCATION PLAN
WASHINGTON STREET STATION

SCALE 1"=10'
MTDB CONTRACT NO. LRT 553.2
DRAWING NO. SN 11 | SHEET NO.

FOR REDUCED PLANS ORIGINAL SCALE IS IN INCHES 0 1 2 3

MTS DOC NO. PW1355.0-22, WOA355-AE-P5

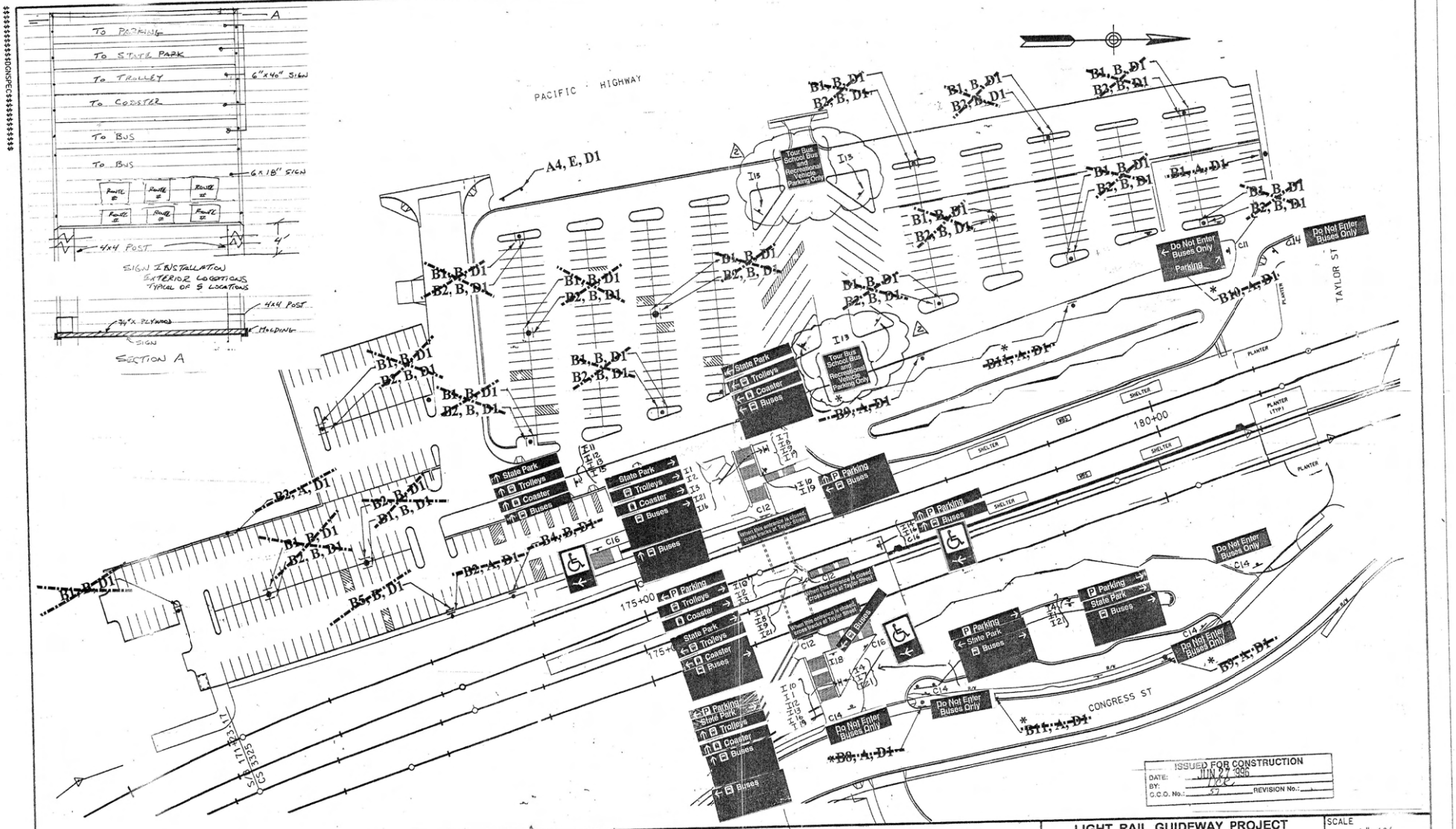

NO.	DATE	REVISIONS	BY	CHK	APRV
2	7/23/96	ADD C14 SIGNS			
1	6/96	NEW DRAWING	SPB	PWT	DCR

EARTH TECH
9675 BUSINESSPARK AVENUE SUITE 110, SAN DIEGO, CA 92131

DESIGNED BY	PWT	DATE 4/96
DRAWN BY	SPB	5/96
CHECKED BY	PWT	5/96
MTDB PRJ.ENG.	D. RAGLAND	

MTDB
Metropolitan Transit Development Board
1255 Imperial Avenue, Suite 1000, San Diego,CA.92101-7490

LIGHT RAIL GUIDEWAY PROJECT
SAN DIEGO

OLD TOWN LRT EXTENSION
SIGN INSTALLATION
SIGN LOCATION PLAN
OLD TOWN TRANSIT CENTER PARKING LOT
ADDITIONAL SIGNS

SCALE 1"=40'
MTDB CONTRACT NO. LRT
DRAWING NO. SN 13A
SHEET NO.

FOR REDUCED PLANS ORIGINAL SCALE IS IN INCHES 0 1 2 3

MTS DOC NO. PW1355.0-22, WOA355-AE-P5

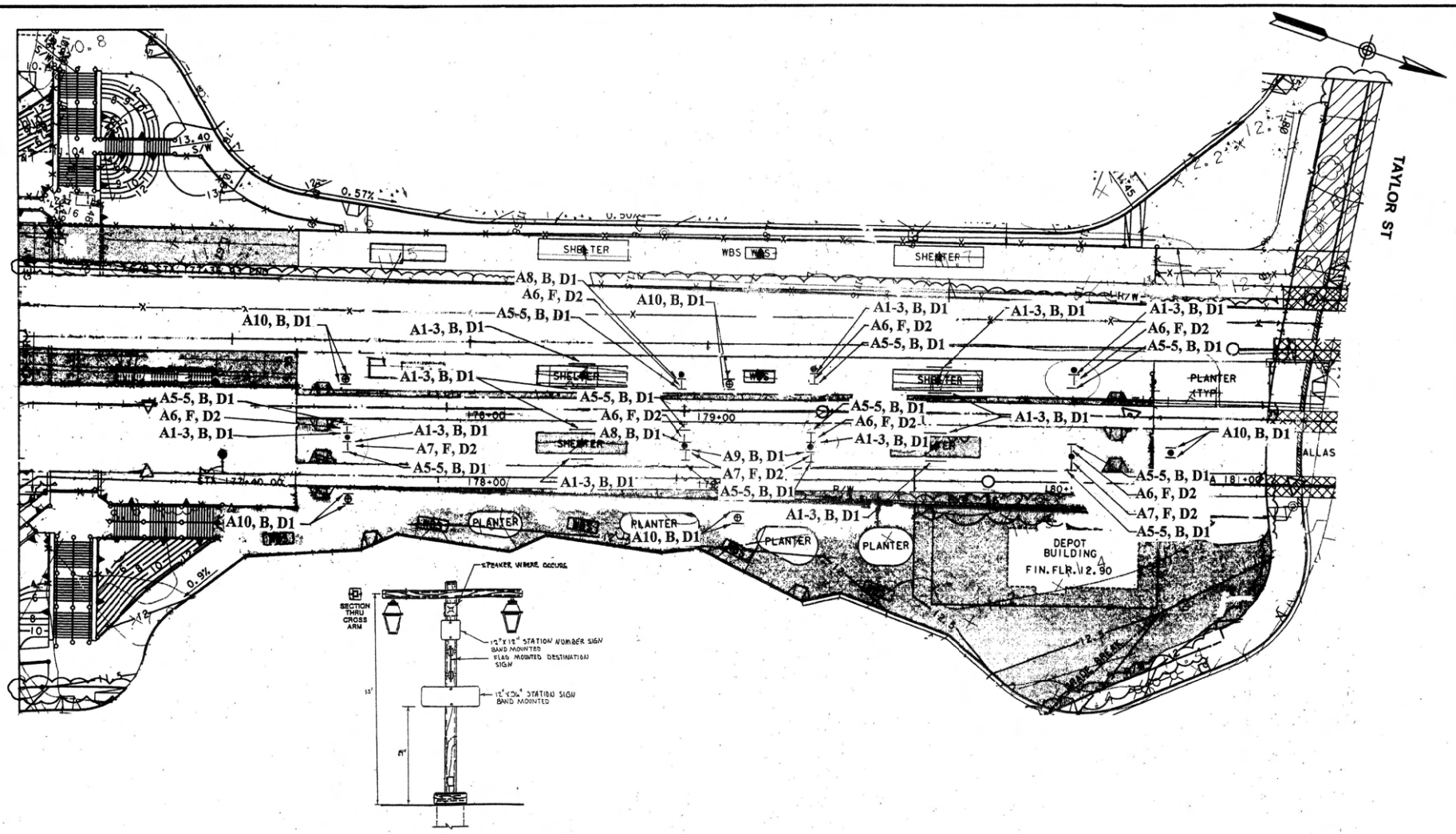

TYPICAL SIGN ARRANGEMENT ON LIGHT POST

NTS

NO.	DATE	REVISIONS	BY	CHK	APRV

EARTH TECH
9675 BUSINESSPARK AVENUE SUITE 110, SAN DIEGO, CA. 92131

		DATE
DESIGNED BY	PWT	4/96
DRAWN BY	SPB	5/96
CHECKED BY	PWT	5/96
MTDB PRJ.ENG.	D. RAGLAND	

MTDB
Metropolitan Transit Development Board
1255 Imperial Avenue, Suite 1000, San Diego, CA. 92101-7490

LIGHT RAIL GUIDEWAY PROJECT
SAN DIEGO

OLD TOWN LRT EXTENSION
SIGN INSTALLATION
SIGN LOCATION PLAN
OLD TOWN STATION PLATFORM

SCALE 1"=20'
MTDB CONTRACT NO. LRT 553.2
DRAWING NO. SN12
SHEET NO.

FOR REDUCED PLANS ORIGINAL SCALE IS IN INCHES 0 1 2 3

244

MTS DOC NO. PWL355.0-22, WOA555-AE575

NOTES

1. Structural steel tubing used for post & sleeves shall be galvanized 12 gauge cold rolled steel, of the nominal dimensions shown hereon and meet the requirements of ASTM A446 Grade A.
2. Galvanizing shall be per ASTM A525. Posts & sleeves shall have 7/16" dia. holes spaced 1" o.c. ±1/8" & shall have no more variation in straightness than 1/16" in 3'. Posts shall be square within ±0.014", have twist no greater than 0.082" in 3' and have corner radii of 5/32" ±1/64".
3. The signs shall be mounted on posts in accordance with Section 56, "Signs" of the State Standard Specifications. All fastening hardware is to be provided by the Contractor.

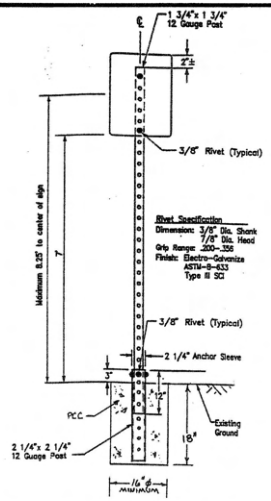

TYPICAL MOUNTING DETAIL A
NTS

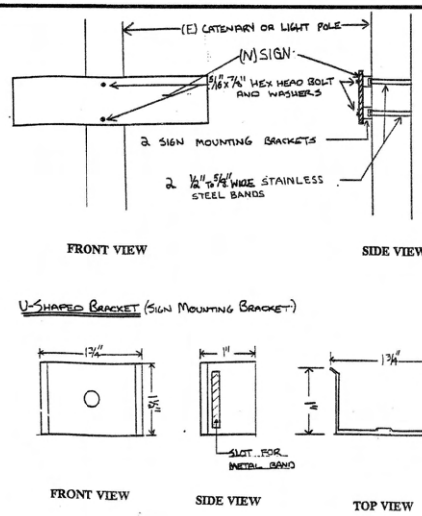

TYPICAL MOUNTING DETAIL B
NTS

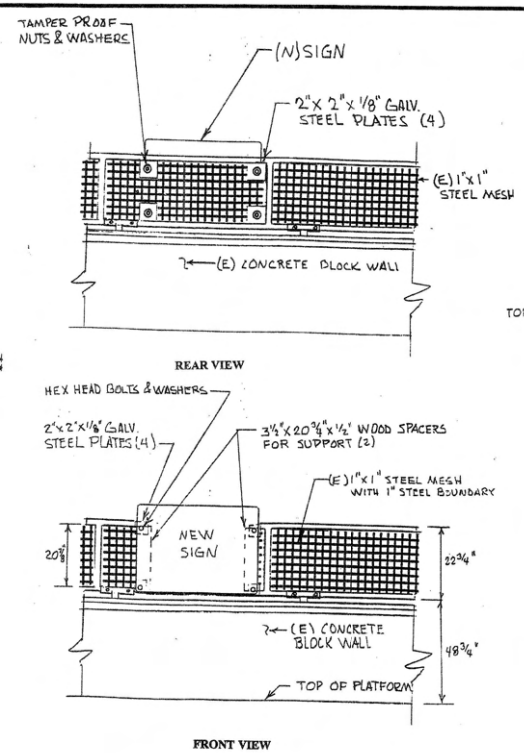

TYPICAL MOUNTING DETAIL C
NTS

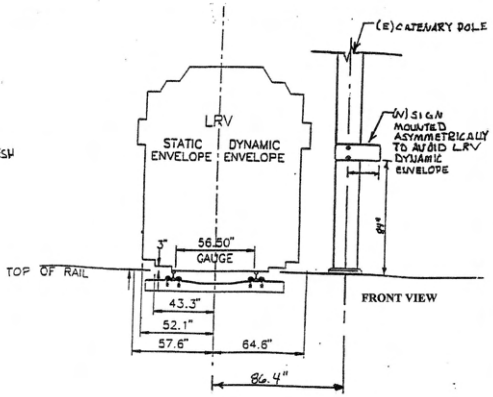

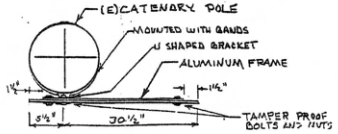

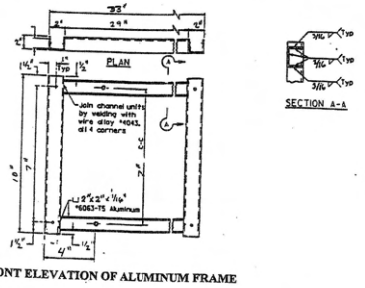

TYPICAL MOUNTING DETAIL D
NTS

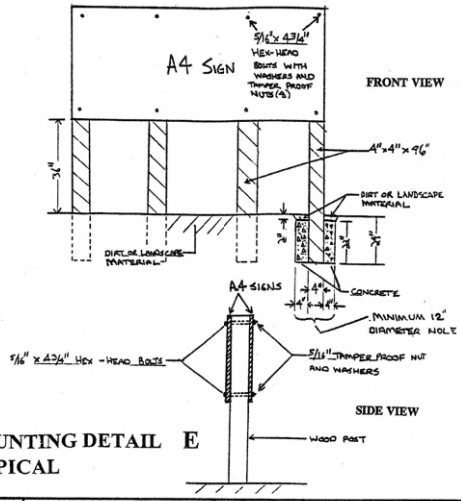

MOUNTING DETAIL E
TYPICAL

NO.	DATE	REVISIONS	BY	CHK	APRV

EARTH TECH
9675 BUSINESSPARK AVENUE SUITE 110, SAN DIEGO, CA. 92131

		DATE
DESIGNED BY	PWT	4/96
DRAWN BY	SPB	5/96
CHECKED BY	PWT	5/96
MTDB PRJ. ENG.	DCR	

MTDB
Metropolitan Transit Development Board
1255 Imperial Avenue, Suite 1000, San Diego, CA 92101-7490 (619) 231-1466

LIGHT RAIL GUIDEWAY PROJECT
SAN DIEGO

OLD TOWN LRT EXTENSION
SIGN INSTALLATION

INSTALLATION DETAILS A, B, C, D, E

SCALE	
AS SHOWN	
MTDB CONTRACT NO.	
LRT 553.2	
DRAWING NO.	SHEET NO.
D1	

MTS DOC NO. PWL355.0-22, WOA355-AE-P5

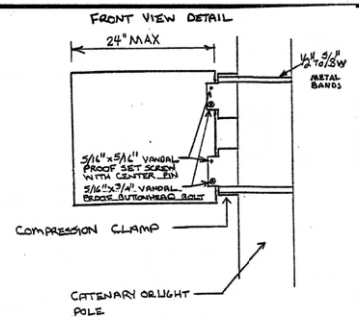

THE BOTTOM EDGE OF A FLAG MOUNTED SIGN SHOULD BE 84" ABOVE THE PLATFORM SURFACE

TYPICAL MOUNTING DETAIL F

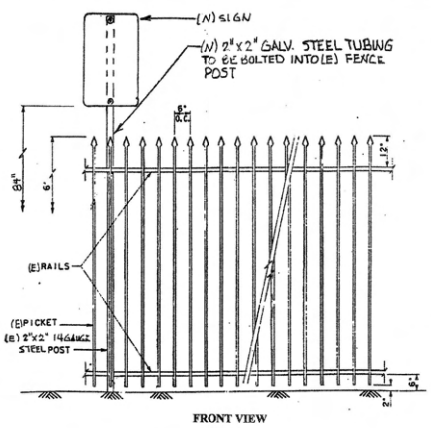

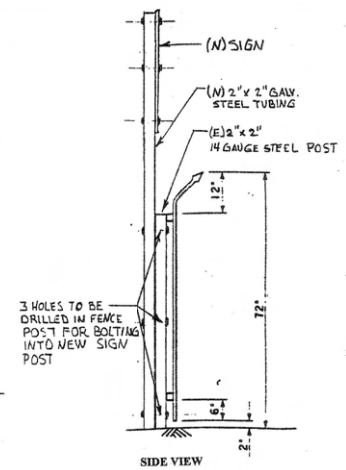

TYPICAL MOUNTING DETAIL H
NTS

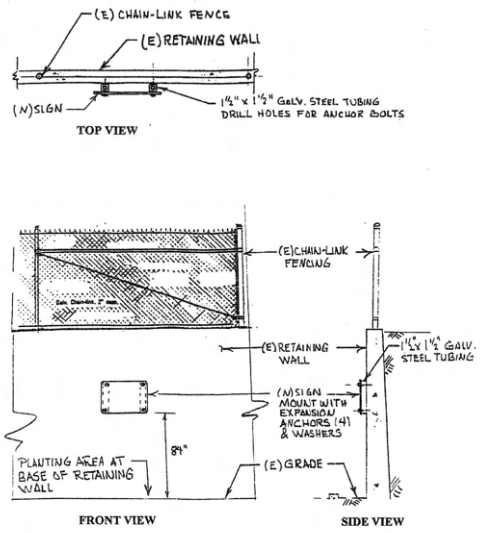

TYPICAL MOUNTING DETAIL G
NTS

SIGN INSTALLATION ON CHAIN-LINK FENCE

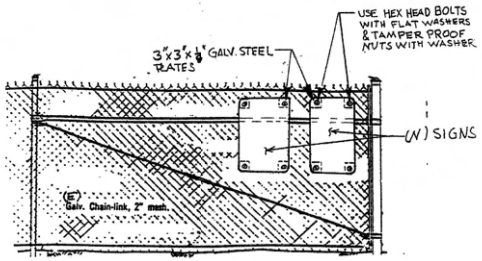

TYPICAL MOUNTING DETAIL I
NTS

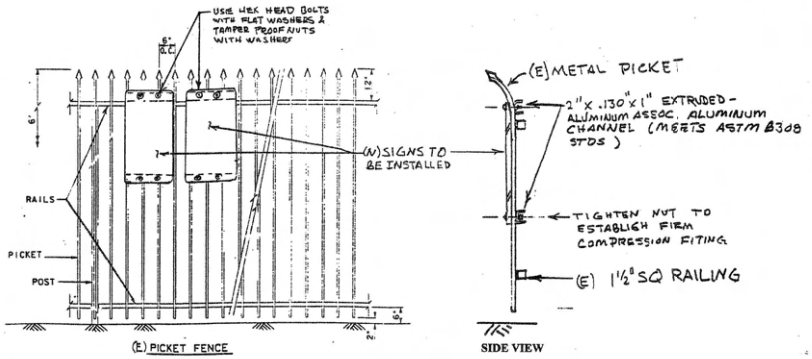

TYPICAL MOUNTING DETAIL K
NTS

NO.	DATE	REVISIONS	BY	CHK	APRV

EARTH TECH
9675 BUSINESSPARK AVENUE SUITE 110, SAN DIEGO, CA. 92131

		DATE
DESIGNED BY	PWT	4/96
DRAWN BY	SPB	5/96
CHECKED BY	PWT	5/96
MTDB PRJ. ENG.	DCR	

MTDB
Metropolitan Transit Development Board
1255 Imperial Avenue, Suite 1000, San Diego, CA 92101-7490 (619) 231-1466

LIGHT RAIL GUIDEWAY PROJECT
SAN DIEGO
OLD TOWN LRT EXTENSION
SIGN INSTALLATION
INSTALLATION DETAILS F, G, H, I, K

SCALE	
AS SHOWN	
MTDB CONTRACT NO.	
LRT 553.2	
DRAWING NO.	SHEET NO.
D2	

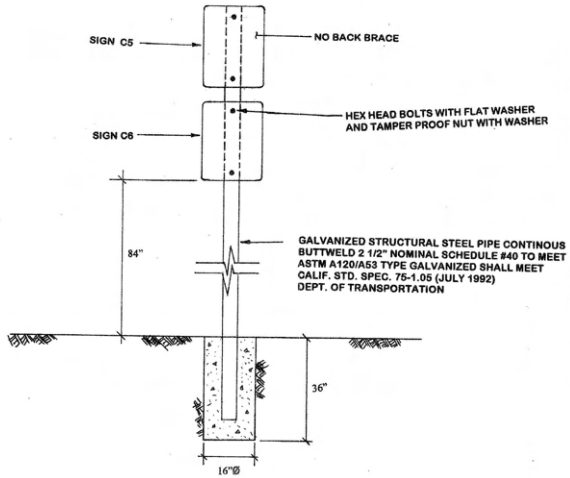

TYPICAL MOUNTING DETAIL O
NTS

NO.	DATE	REVISIONS	BY	CHK	APRV

EARTH TECH
9675 BUSINESSPARK AVENUE SUITE 110, SAN DIEGO, CA. 92131

DESIGNED BY PWT	DATE
DRAWN BY SPB	4/96
CHECKED BY PWT	5/96
MTDB PRJ. ENG. DCR	5/96

MTDB
Metropolitan Transit Development Board
1255 Imperial Avenue, Suite 1000, San Diego, CA 92101-7490 (619) 231-1466

LIGHT RAIL GUIDEWAY PROJECT
SAN DIEGO
OLD TOWN LRT EXTENSION
SIGN INSTALLATION
INSTALLATION DETAILS O

SCALE	
AS SHOWN	
MTDB CONTRACT NO.	
LRT 553.2	
DRAWING NO.	SHEET NO.
D3	

247

MTS DOC NO. PW1355.0-22, WOA355-AE-P5

SAN DIEGO

METROPOLITAN TRANSIT DEVELOPMENT BOARD

CONTRACT DRAWINGS

OLD TOWN LRT EXTENSION
TRAIL BLAZER AND STATION SIGN INSTALLATION
LRT 553.4



EARTH TECH

JANUARY 1997

TRAIL BLAZER SIGNS
LRT-553.4

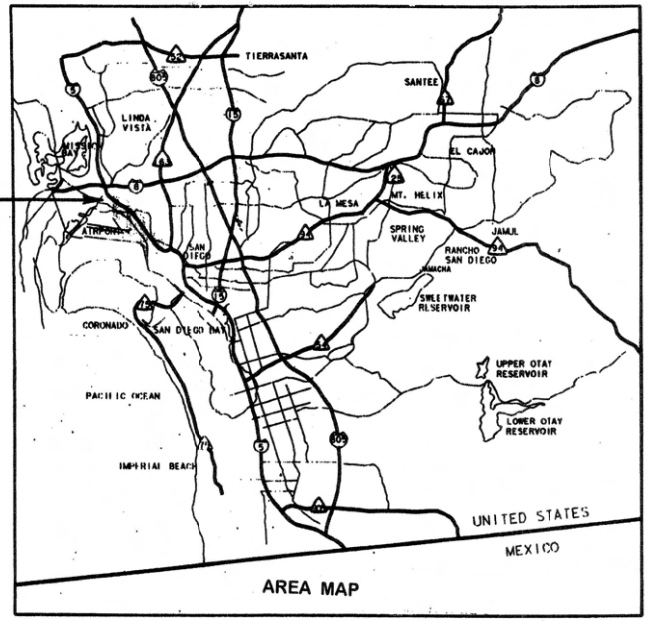

AREA MAP

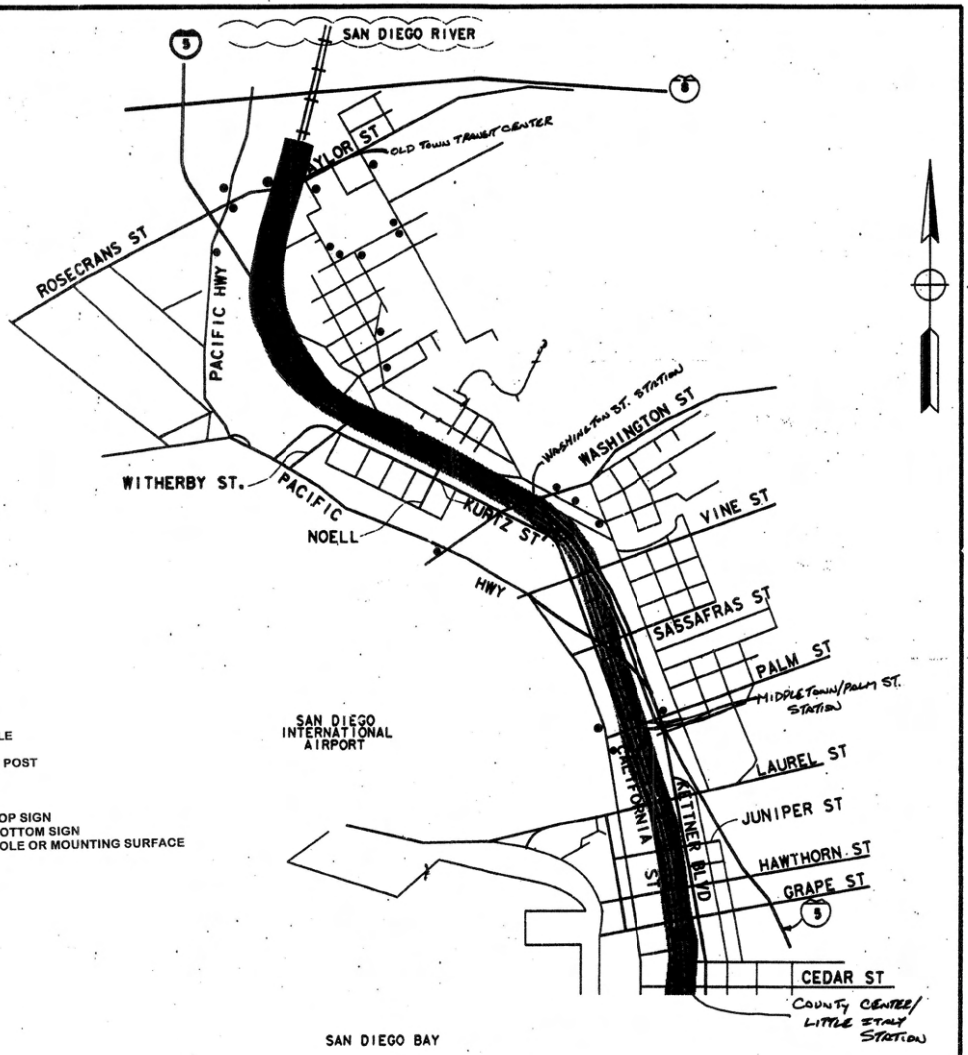

LOCATION MAP

GENERAL NOTES

1. UNLESS OTHERWISE NOTED, ALL SIGNS ARE TO BE MOUNTED A MINIMUM OF 84" FROM SIGN BOTTOM EDGE TO GRADE.
2. ALL SIGNS AND HARDWARE REQUIRED TO BE REMOVED BY THIS CONTRACT SHALL BECOME THE PROPERTY OF THE CONTRACTOR AND SHALL BE REMOVED IMMEDIATELY FROM THE PROJECT SITE.
3. THE CONTRACTOR SHALL OBTAIN APPROVAL FROM THE RESIDENT ENGINEER BEFORE EXCAVATING FOR SIGN POST FOUNDATIONS.
4. SEE DETAIL SHEETS D1 FOR SUGGESTED SIGN MOUNTINGS. THE CONTRACTOR SHALL SUBMIT CATALOGUE INFORMATION AND A SAMPLE OF THE PROPOSED MOUNTING HARDWARE FOR APPROVAL BY THE RESIDENT ENGINEER.
6. ALL SIGNS ARE TO BE MOUNTED WITH TAMPER PROOF HARDWARE

ABBREVIATION TERM

ASTM	AMERICAN STANDARDS FOR TESTING AND MATERIALS
DIA.	DIAMETER
(E)	EXISTING
NTS	NOT TO SCALE
N	NEW
ST	STREET

SYMBOLS

- LIGHT POLE
- SIGN AND POST
- TOP SIGN
- BOTTOM SIGN
- POLE OR MOUNTING SURFACE

DRAWING INDEX

DRAWING No.	SHEET TITLE
N1	TITLE SHEET
N2	DRAWING INDEX, SYMBOLS, ABBREVIATIONS AND NOTES AREA AND LOCATION MAP
SN2	TWIGGS, JUAN STREET, SAN DIEGO, AVENUE
SN3	SAN DIEGO, AVENUE, OLD TOWN AVENUE, PACIFIC HIGHWAY
SN4	WASHINGTON, HANCOCK STREETS, PACIFIC HIGHWAY
SN6	SPORTS ARENA BLVD., ROSECRANS ST., OLD TOWN AVE.
SN9	COUNTY CENTER-LITTLE ITALY STATION
SN10	PALM STREET STATION
SN11	WASHINGTON STREET STATION
SN12	OLD TOWN STATION PLATFORM
SN13	SIGN LOCATION
D1	INSTALLATION DETAILS A, B, C, D, E, F, AND G
D2	TYPICAL SIGNS SHEET 1 OF 2
D3	TYPICAL SIGNS AND QUANTITIES SHEET 2 OF 2

NOTE:
- APPROXIAMATE LOCATIONS

NO.	DATE	REVISIONS	BY	CHK	APRV

EARTH TECH
9675 BUSINESSPARK AVENUE SUITE 110, SAN DIEGO, CA. 92131

DESIGNED BY	PWT	4/96
DRAWN BY	SPB	5/96
CHECKED BY	PWT	5/96
MTDB PRJ.ENG.	D. RAGLAND	

MTDB
Metropolitan Transit Development Board
1255 Imperial Avenue, Suite 1000, San Diego, CA. 92101-7490

OLD TOWN LRT PROJECT
SAN DIEGO
OLD TOWN LRT EXTENSION
SIGN INSTALLATION
AREA AND LOCATION MAP

SCALE	N.T.S.
MTDB CONTRACT NO.	LRT-553.4
DRAWING NO.	N2
SHEET NO.	

FOR REDUCED PLANS
ORIGINAL SCALE IS IN INCHES 0 1 2 3
MTS DOC NO. PWL355.0-22; WOA#S-AE-75

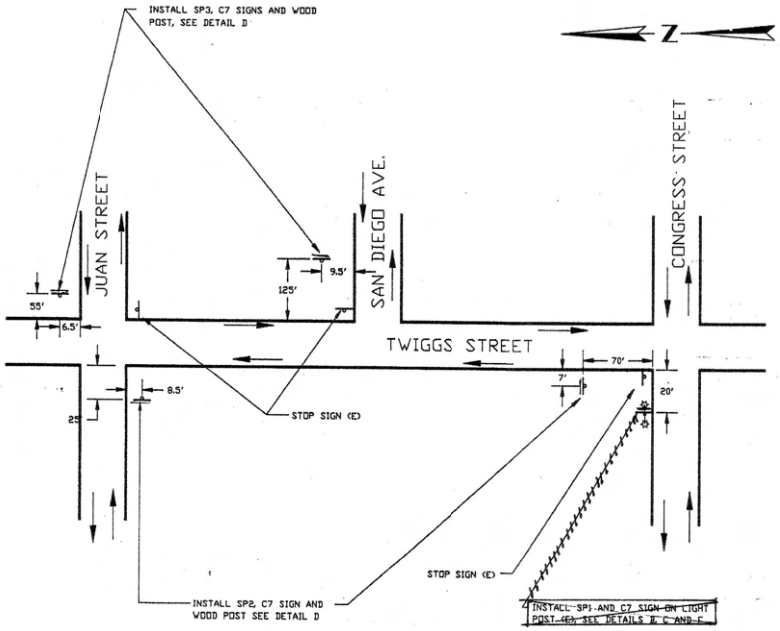

TWIGGS, JUAN, and SAN DIEGO STREET

NOT TO SCALE

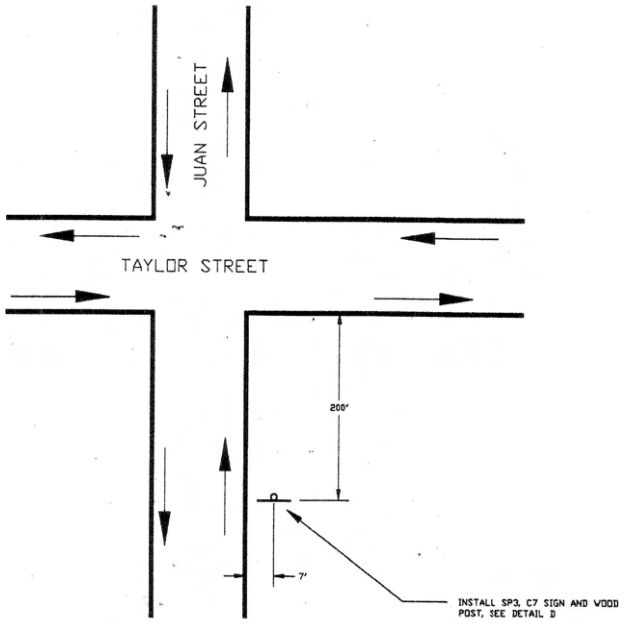

JUAN STREET

NOT TO SCALE

NO.	DATE	REVISIONS	BY	CHK	APRV

EARTH TECH
9675 BUSINESSPARK AVENUE SUITE 110, SAN DIEGO, CA. 92131

	DATE
DESIGNED BY SPB	8/96
DRAWN BY 8/96	8-96
CHECKED BY PWT	8/96
MTDB PRJ. ENG. DCR	8-96

MTDB
Metropolitan Transit Development Board
1255 Imperial Avenue, Suite 1000, San Diego, Ca. 92101-7490 (619)231-1466

OLD TOWN LRT PROJECT
SAN DIEGO

OLD TOWN LRT EXTENSION
TRAIL BLAZER SIGN INSTALLATION
TWIGGS ST., JUAN ST., SAN DIEGO AVE

SCALE AS NOTED
MTDB CONTRACT NO. LRT-553.4
DRAWING NO. SN2
SHEET NO.

JOB NUMBER LRT 553.3R-12 FILE NAME: OT_TRAIL.DWG

250

MTS DOC NO. PWL355.0-22, WOA355-AE-75

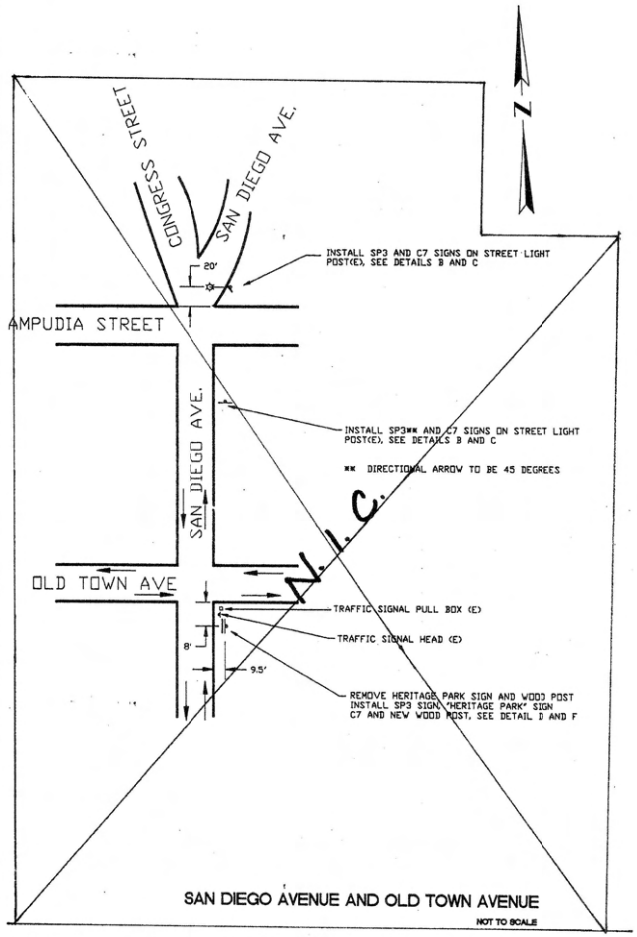

SAN DIEGO AVENUE AND OLD TOWN AVENUE

NOT TO SCALE

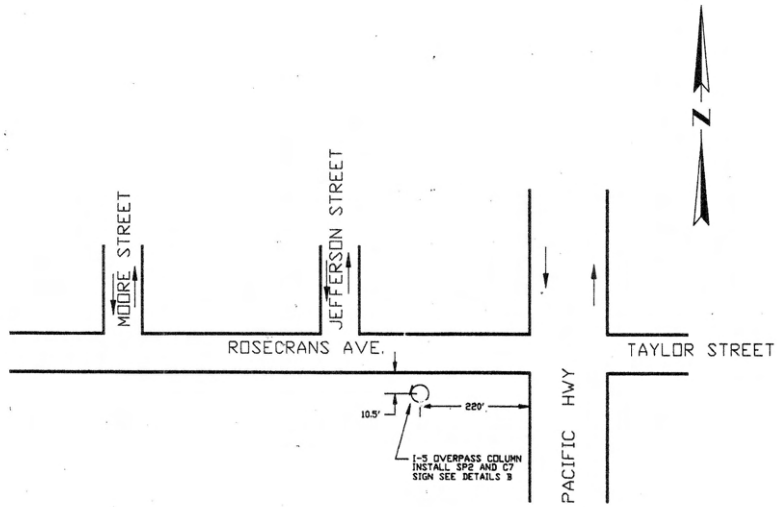

PACIFIC HIGHWAY AND ROSECRANS AVENUE

NOT TO SCALE

NO.	DATE	REVISIONS	BY	CHK	APRV

EARTH TECH
9675 BUSINESSPARK AVENUE SUITE 110, SAN DIEGO, CA. 92131

		DATE
DESIGNED BY	SPB	8/96
DRAWN BY	8/96	8-96
CHECKED BY	PWT	8/96
MTDB PRJ. ENG.	DCR	8-96

MTDB
Metropolitan Transit Development Board
1255 Imperial Avenue, Suite 1000, San Diego, Ca. 92101-7490 (619)231-1466

OLD TOWN LRT PROJECT
SAN DIEGO

OLD TOWN LRT EXTENSION
TRAIL BLAZER SIGN INSTALLATION
SAN DIEGO AVE, OLD TOWN AVE, PACIFIC HWY

SCALE: AS NOTED
MTDB CONTRACT NO.: LRT-553.4
DRAWING NO.: SN 3
SHEET NO.:

JOB NUMBER LRT 552.3R-12 FILE NAME: OT_TRAIL.DWG

25'

MTS DOC NO. PWL355.0-22, WOA355-AE-75

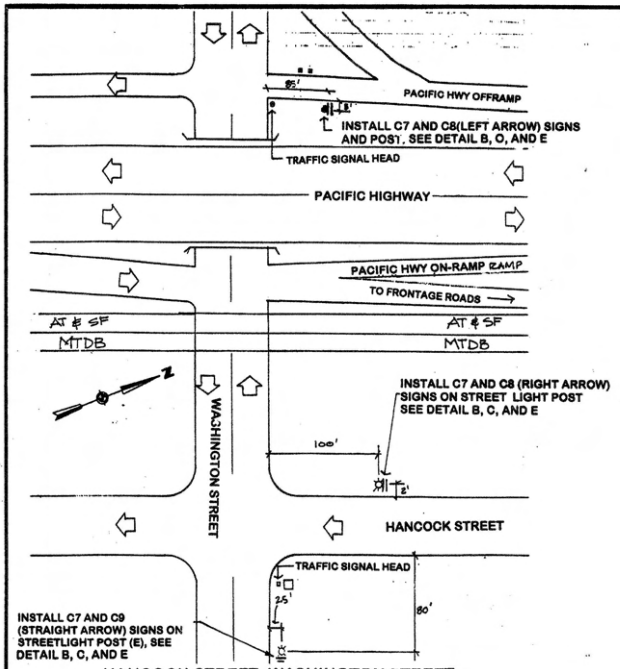

HANCOCK STREET, WASHINGTON STREET AND PACIFIC HIGHWAY OFFRAMP
NOT TO SCALE

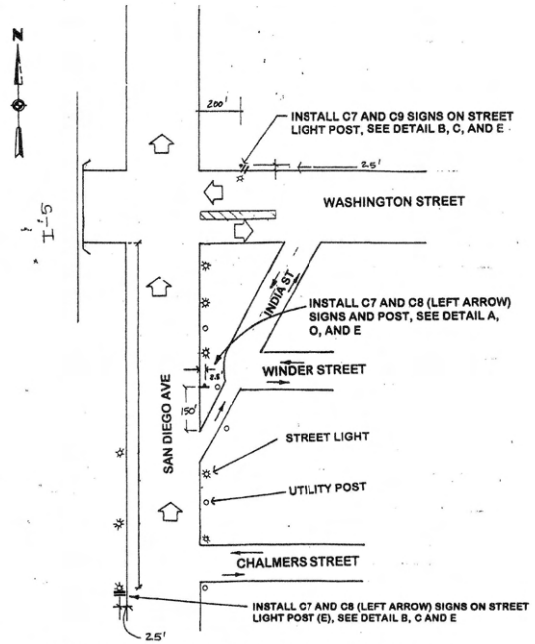

WASHINGTON STREET AND SAN DIEGO AVE
NOT TO SCALE

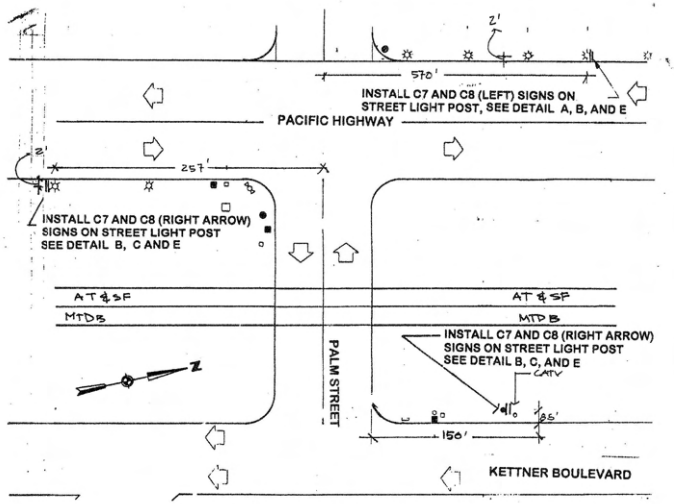

PACIFIC HIGHWAY AND KETTNER BOULEVARD
NOT TO SCALE

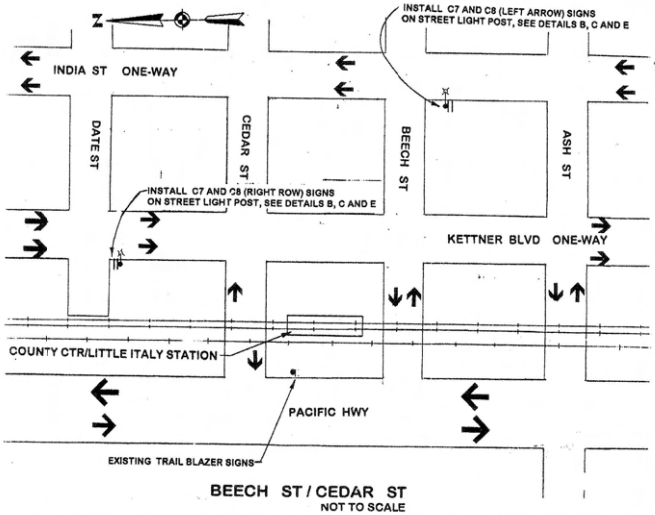

BEECH ST / CEDAR ST
NOT TO SCALE

NO.	DATE	REVISIONS	BY	CHK	APRV

EARTH TECH
9675 BUSINESSPARK AVENUE SUITE 110, SAN DIEGO, CA. 92131

		DATE
DESIGNED BY	PWT	6/96
DRAWN BY	SPB	6/96
CHECKED BY	PWT	6/96
MTDB PRJ. ENG.	DCR	6/96

MTDB
Metropolitan Transit Development Board
1255 Imperial Avenue, Suite 1000, San Diego, CA 92101-7490 (619) 231-1466

OLD TOWN LRT PROJECT
SAN DIEGO

OLD TOWN LRT EXTENSION
TRAIL BLAZER SIGN INSTALLATION
BEECH ST / CEDAR ST
WASHINGTON ST., HANCOCK ST., AND PACIFIC HWY.

SCALE	
NOT TO SCALE	
MTDB CONTRACT NO.	
LRT-553.4	
DRAWING NO.	SHEET NO.
SN 4	

MTS DOC NO. PW1355.0-22, WOA355-AE-P5

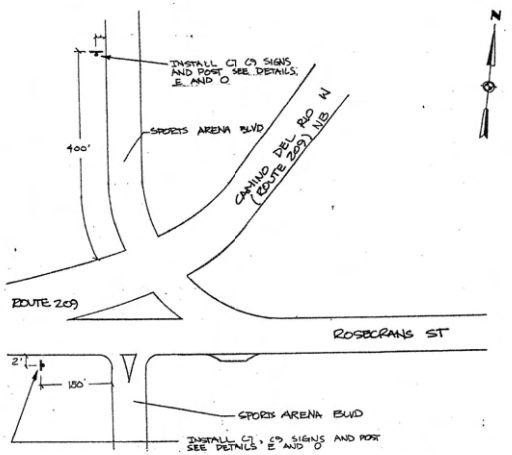

SPORTS ARENA BLVD, ROUTE 209, and ROSECRANS ST
NOT TO SCALE

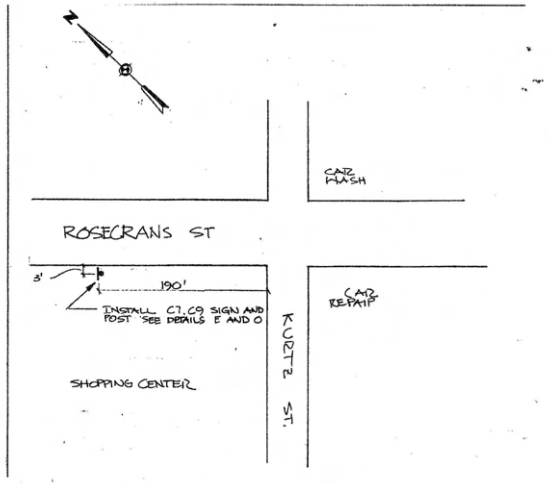

ROSECRANS ST and KURTZ ST.
NOT TO SCALE

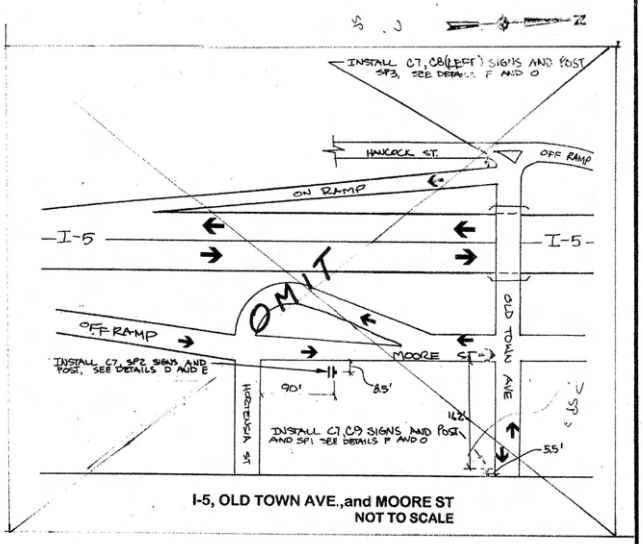

I-5, OLD TOWN AVE., and MOORE ST
NOT TO SCALE

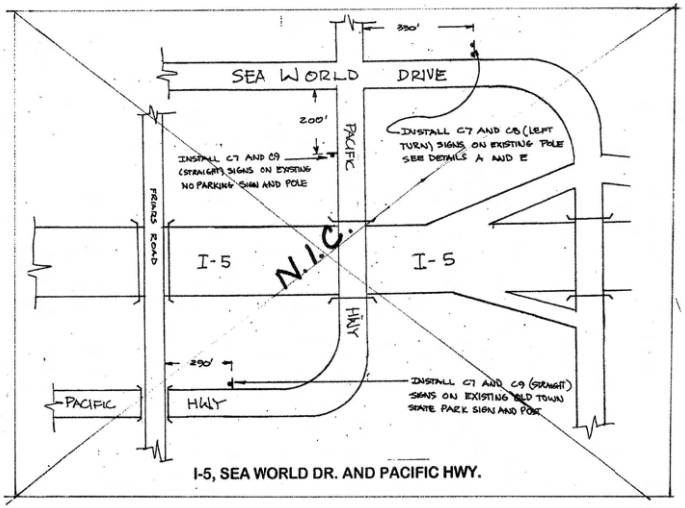

I-5, SEA WORLD DR. AND PACIFIC HWY.

NO.	DATE	REVISIONS	BY	CHK	APRV
1	11/8/96	ADDED SEA WORLD DRIVE DETAIL			

EARTH TECH
9675 BUSINESSPARK AVENUE SUITE 110, SAN DIEGO, CA. 92131

		DATE
DESIGNED BY	PWT	6/96
DRAWN BY	SPB	6/96
CHECKED BY	PWT	6/96
MTDB PRJ. ENG.	DCR	6/96

MTDB
Metropolitan Transit Development Board
1255 Imperial Avenue, Suite 1000, San Diego, CA 92101-7490 (619) 231-1466

OLD TOWN LRT PROJECT
SAN DIEGO

OLD TOWN LRT EXTENSION
TRAIL BLAZER SIGN INSTALLATION
SPORTS ARENA BLVD, ROSECRANS ST.
OLD TOWN AVE., and MOORE ST.

SCALE: NOT TO SCALE
MTDB CONTRACT NO.: LRT-553.4
DRAWING NO.: SN6
SHEET NO.:

MTS DOC NO. PWL355.0-22, WOA355-AE-75

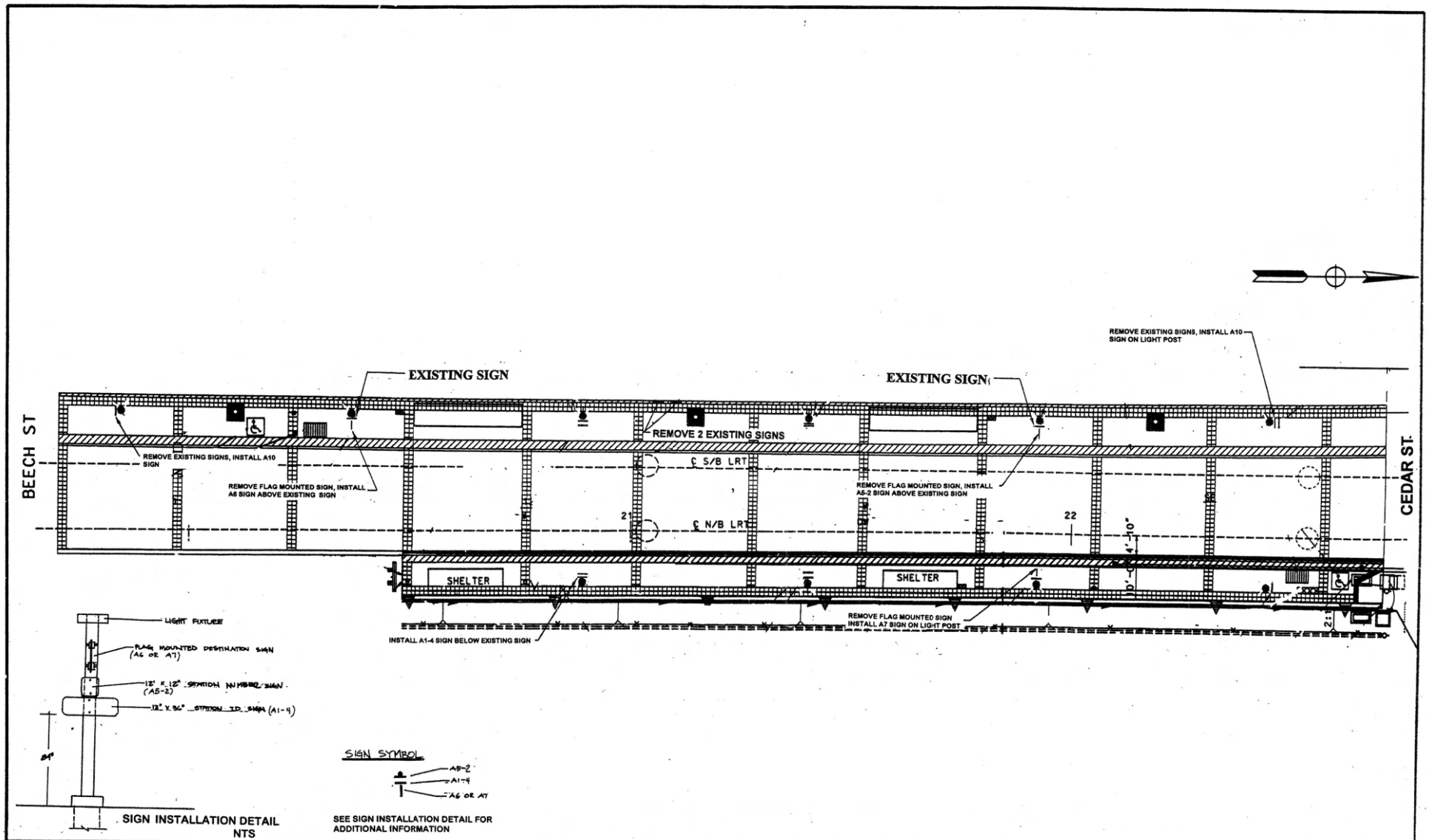

NO.	DATE	REVISIONS	BY	CHK	APRV
5	10/22/96	REVISIONS BASED ON AS-BUILT	SPB	PWT	DCR

EARTH TECH
9975 BUSINESSPARK AVENUE SUITE 110, SAN DIEGO, CA. 92131

		DATE
DESIGNED BY	PWT	4/96
DRAWN BY	SPB	5/96
CHECKED BY	PWT	5/96
MTDB PRJ.ENG.	D. RAGLAND	

MTDB
Metropolitan Transit Development Board
1255 Imperial Avenue, Suite 1000, San Diego, CA. 92101-7490

LIGHT RAIL GUIDEWAY PROJECT
SAN DIEGO
OLD TOWN LRT EXTENSION
SIGN INSTALLATION
SIGN LOCATION PLAN
COUNTY CENTER - LITTLE ITALY STATION

SCALE 1"=10'
MTDB CONTRACT NO. LRT-553.4
DRWG NO. SN 9 SHEET NO.

FOR REDUCED PLANS
ORIGINAL SCALE IS IN INCHES
0 1 2 3

MTS DOC NO. PW1355.0-22, WOA355-AE-75

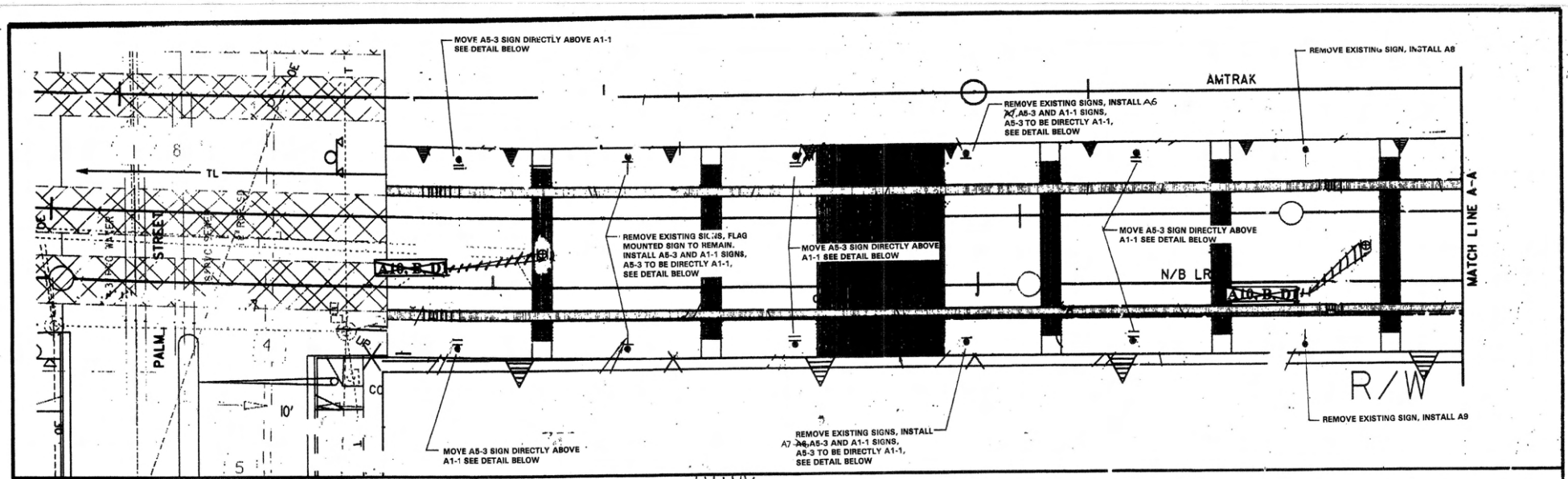

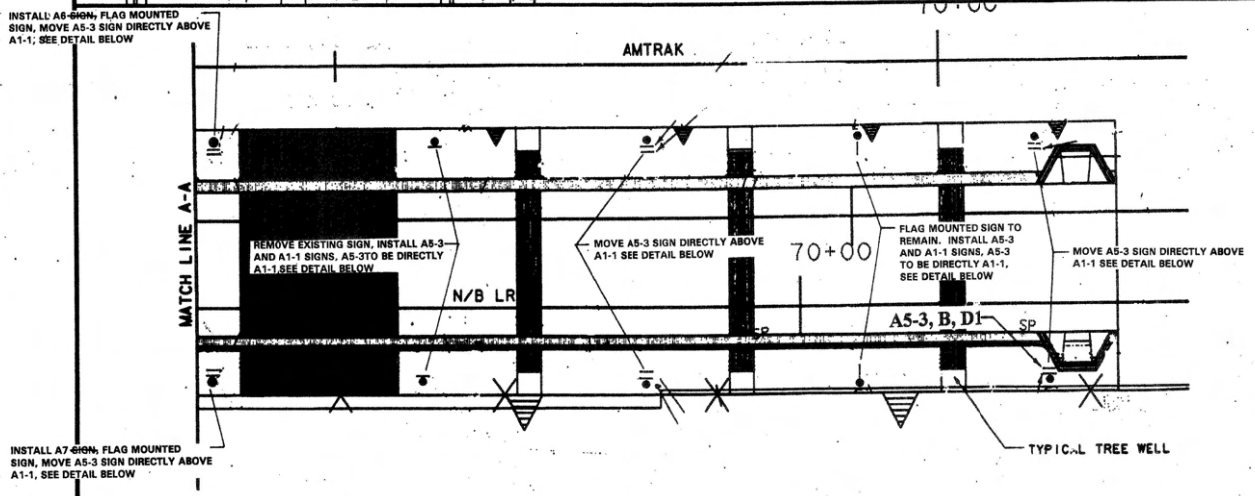

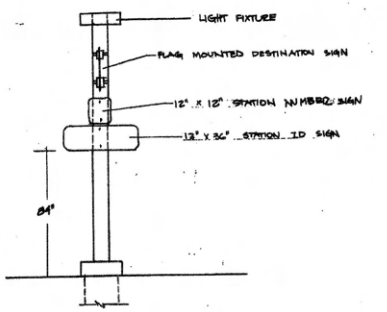

SIGN SYMBOL

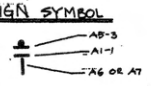

NO.	DATE	REVISIONS	BY	CHK	APRV

EARTH TECH
9675 BUSINESSPARK AVENUE SUITE 110, SAN DIEGO, CA. 92131

DESIGNED BY	PWT	DATE 4/96
DRAWN BY	SPB	5/96
CHECKED BY	PWT	5/96
MTDB PRJ.ENG.	D. RAGLAND	

MTDB
Metropolitan Transit Development Board
1255 Imperial Avenue, Suite 1000, San Diego, CA. 92101-7490

LIGHT RAIL GUIDEWAY PROJECT
SAN DIEGO
OLD TOWN LRT EXTENSION
SIGN INSTALLATION
SIGN LOCATION PLAN
PALM STREET STATION

SCALE 1"=10'
MTDB CONTRACT NO. LRT-553.4
DRAWING NO. SHEET NO. SN 10

FOR REDUCED PLANS ORIGINAL SCALE IS IN INCHES 0 1 2 3

MTS DOC NO. PW1355.9-22, WOA355-AE-75

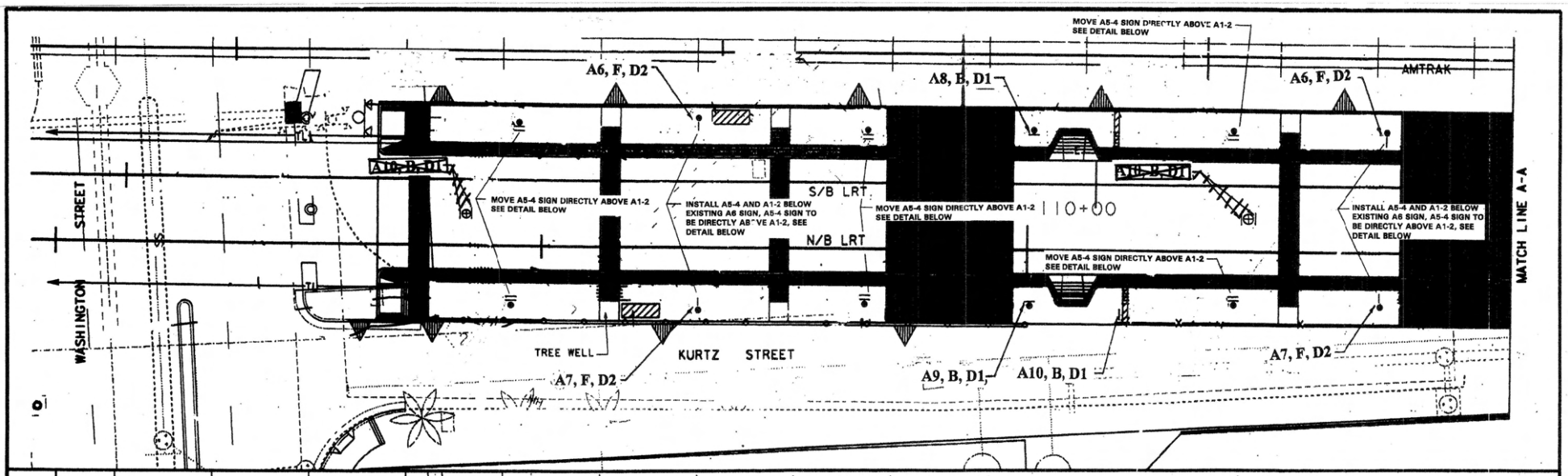

NO.	DATE	REVISIONS	BY	CHK	APRV

EARTH TECH
3675 BUSINESSPARK AVENUE SUITE 110, SAN DIEGO, CA. 92131

DESIGNED BY	PWT	DATE 4/96
DRAWN BY	SPB	5/96
CHECKED BY	PWT	5/96
MTDB PRJ.ENG.	DCR	

MTDB
Metropolitan Transit Development Board
1255 Imperial Avenue, Suite 1000, San Diego, CA. 92101-7490

LIGHT RAIL GUIDEWAY PROJECT
SAN DIEGO
OLD TOWN LRT EXTENSION
SIGN INSTALLATION
SIGN LOCATION PLAN
WASHINGTON STREET STATION

SCALE	
1"=10'	
MTDB CONTRACT NO.	
LRT-553.4	
DRAWING NO.	SHEET NO.
SN 11	

FOR REDUCED PLANS
ORIGINAL SCALE IN INCHES 0 1 2 3

MTS DOC NO. PW1355.0-22, WOA355-AE-75

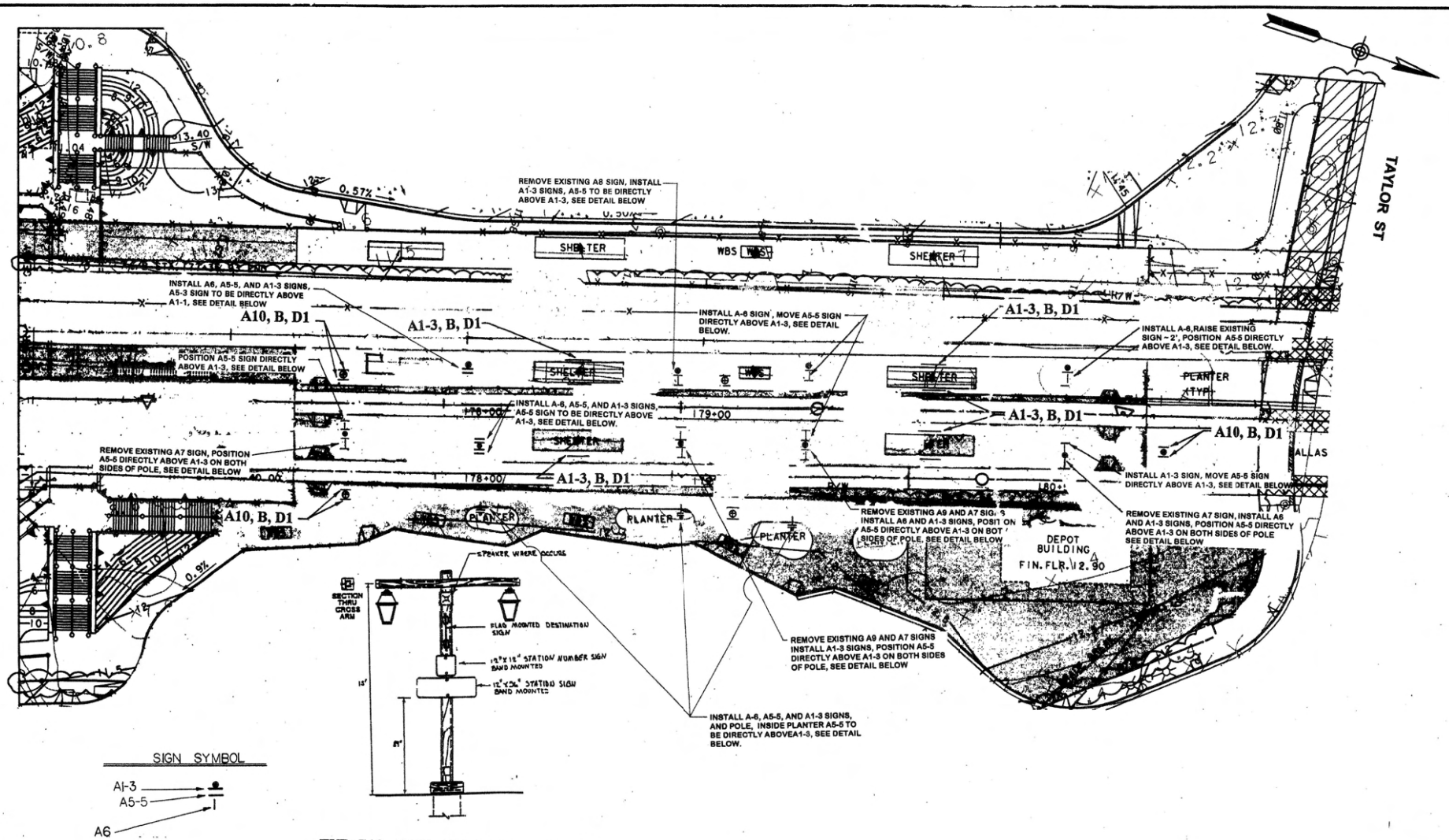

TYPICAL SIGN ARRANGEMENT ON LIGHT POST

NTS

NO.	DATE	REVISIONS	BY	CHK	APRV

EARTH TECH
9875 BUSINESSPARK AVENUE SUITE 110, SAN DIEGO, CA. 92131

DESIGNED BY	PWT	DATE 4/96
DRAWN BY	SPB	5/96
CHECKED BY	PWT	5/96
MTDB PRJ.ENG.	D. RAGLAND	

MTDB
Metropolitan Transit Development Board
1255 Imperial Avenue, Suite 1000, San Diego, CA. 92101-7490

LIGHT RAIL GUIDEWAY PROJECT
SAN DIEGO

OLD TOWN LRT EXTENSION
SIGN INSTALLATION
SIGN LOCATION PLAN
OLD TOWN STATION PLATFORM

SCALE 1"=20'
MTDB CONTRACT NO. LRT-553.4
DRAWING NO. SN12 SHEET NO.

FOR REDUCED PLANS ORIGINAL SCALE IS IN INCHES 0 1 2 3

257

MTS DOC NO. P/W1355.0-22, WOA355-AE-75

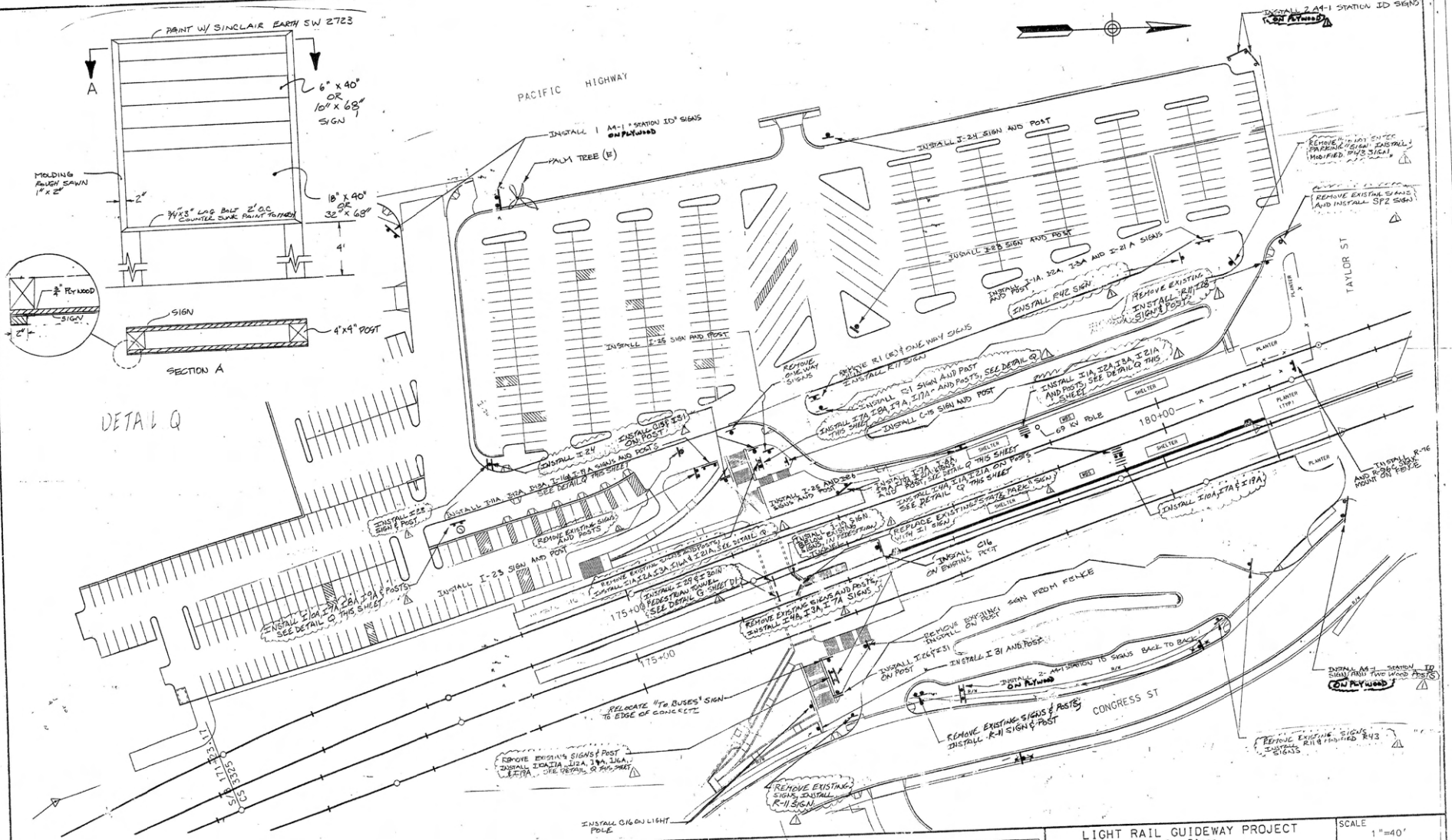
PAINT W/ SINCLAIR EARTH SW 2723
6" x 40" OR 10" x 68" SIGN
MOLDING ROUGH SAWN 1" x 2"
2"
3/4"x3" LAG BOLT 2' OC COUNTER SINK PAINT TO MATCH
18" x 40" OR 32" x 68"
4'
3/4" PLYWOOD SIGN
2'
SIGN
4"x4" POST
SECTION A
DETAIL Q
PACIFIC HIGHWAY
INSTALL 1 A4-1 "STATION ID" SIGNS ON PLYWOOD
PALM TREE (E)
INSTALL I-24 SIGN AND POST
INSTALL I-25 SIGN AND POST
INSTALL 2 A4-1 STATION ID SIGNS ON PLYWOOD
REMOVE EXISTING SIGNS AND INSTALL SP2 SIGN
TAYLOR ST
REMOVE R1 (R) ONE WAY SIGNS
INSTALL R11 SIGN
INSTALL I-1A, 2A, 3A AND I-21A SIGNS
INSTALL R42 SIGN
REMOVE EXISTING SIGNS AND POSTS, INSTALL I-21B SIGN & POST
INSTALL I-1A, 2A, 3A AND I-21A SIGNS AND POSTS, SEE DETAIL Q THIS SHEET
INSTALL C4S SIGN AND POST
69 KV POLE
180+00
SHELTER
PLANTER
PLANTER (TYP)
INSTALL C1S SIGN AND POST
INSTALL C1P ON EXISTING POST
INSTALL I-24 SIGN & POST
INSTALL I-23 SIGN AND POST
INSTALL I-1A, 2A, 3A, 19A & 21A SIGNS SEE DETAIL Q THIS SHEET
INSTALL I-24 AND 36b SIGNS AND POST
INSTALL I-21A, 1-3A, 2-3A & 1-19A ON POSTS SEE DETAIL Q THIS SHEET
INSTALL I-24, I-1A, I-21A ON POSTS SEE DETAIL Q THIS SHEET
INSTALL I-19A SIGN ON EXISTING POST
REMOVE EXISTING SIGNS AND POSTS, INSTALL I-1A, 2A, 3A & 21A SIGNS SEE DETAIL Q THIS SHEET
INSTALL I-29 & I-29A PEDESTRIAN TUNNEL SEE DETAIL Q SHEET D12
REMOVE EXISTING SIGNS AND POSTS, INSTALL I-1A, 2A, 3A, 21A & 19A SIGNS
REMOVE EXISTING SIGNS AND POSTS, INSTALL I-1A, 2A, 3A, 21A & 19A SIGNS SEE DETAIL Q THIS SHEET
INSTALL I-1A, 2A, 3A, 21A & 19A SIGNS SEE DETAIL Q THIS SHEET
INSTALL I-24 SIGN & POST
REMOVE EXISTING SIGNS AND POSTS
INSTALL I-23 SIGN AND POST
INSTALL I-1A, 2A, 3A, 21A & 19A SIGNS SEE DETAIL Q THIS SHEET
INSTALL I-24 SIGN & POST
REMOVE EXISTING SIGNS AND POSTS, INSTALL I-1A, 2A, 3A, 21A & 19A SIGNS

INSTALLATION OF SIGNS ON BREAK-AWAY POSTS

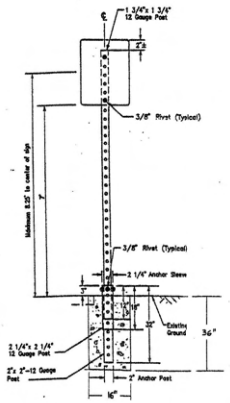

TYPICAL MOUNTING DETAIL A
NTS

BAND MOUNTING OF SIGNS

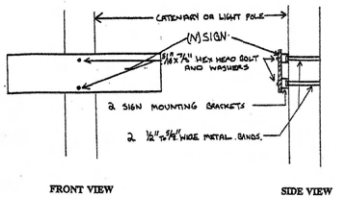

U-Shaped Bracket (Sign Mounting Bracket)

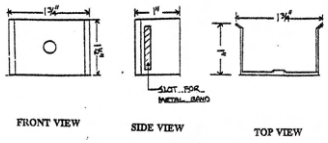

TYPICAL MOUNTING DETAIL B
NTS

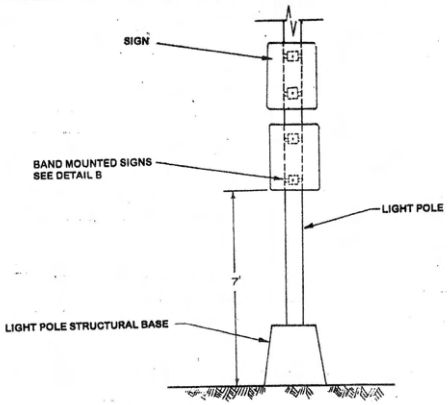

TYPICAL MOUNTING DETAIL C
NTS

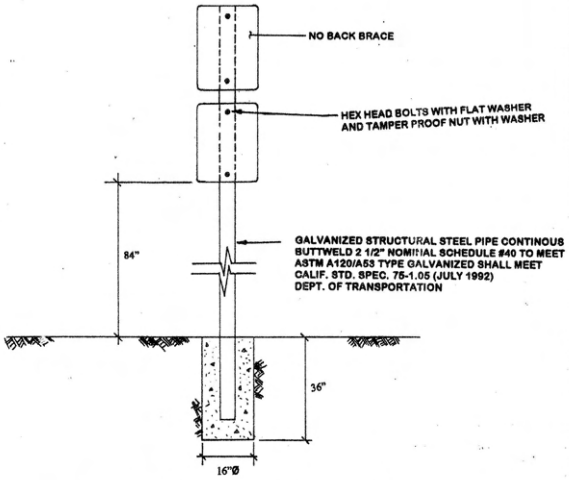

TYPICAL MOUNTING DETAIL O
NTS

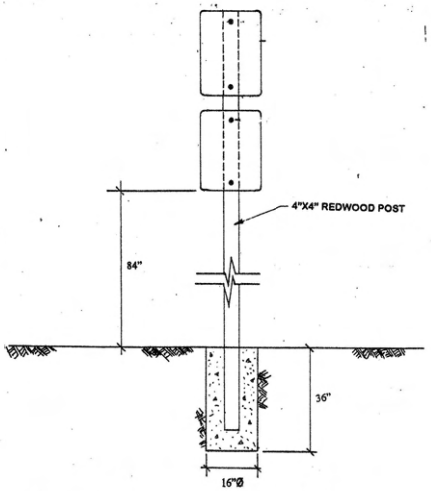

TYPICAL MOUNTING DETAIL D
NTS

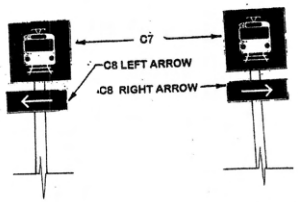

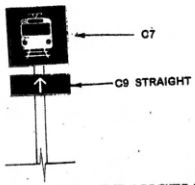

C7/C8 AND C7/C9 SIGN ARRANGEMENT DETAIL E

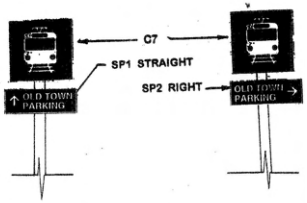

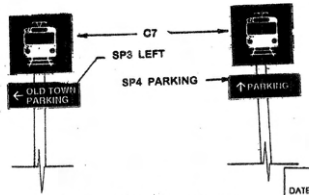

SIGN ARRANGEMENT DETAIL F

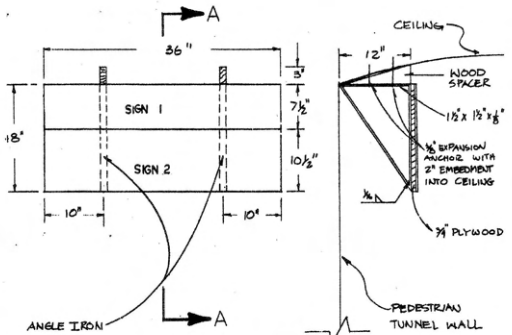

PEDESTRIAN TUNNEL INSTALLATION DETAIL DETAIL Q NTS

SECTION A-A NTS

ISSUED FOR CONSTRUCTION
DATE: OCT 21 1998
BY: DCR
C.C.O. No.: 68 REVISION No.:

NO.	DATE	REVISIONS	BY	CHK	APRV

EARTH TECH
9675 BUSINESSPARK AVENUE SUITE 110, SAN DIEGO, CA 92131

		DATE
DESIGNED BY	PWT	
DRAWN BY	SPB	4/96
CHECKED BY	PWT	5/96
MTDB PRJ. ENG.	DCR	5/96

MTDB
Metropolitan Transit Development Board
1255 Imperial Avenue, Suite 1000, San Diego, CA 92101-7490 (619) 231-1466

OLD TOWN LRT PROJECT
SAN DIEGO
OLD TOWN LRT EXTENSION
TRAIL BLAZER SIGN INSTALLATION
INSTALLATION DETAILS A,B,C,D,E, F AND O

SCALE: AS SHOWN
MTDB CONTRACT NO.: LRT-553.4
DRAWING NO.: D 1
SHEET NO.:

MTS DOC NO. PWL355.0-22, WOA355-AE-75

A1-1
Middletown/ Palm St.

A1-2
Washington St.

Actual Size 36" x 12"

A1-3
Old Town Transit Center

A1-4
County Center/ Little Italy

Actual Size 36" x 12"

A4-1
San Diego Trolley
Old Town Transit Center

A5-2
N2

A5-3
N3

A5-4
N4

A5-5
N5

A6
To San Ysidro via Centre City

A7
To Old Town

A8
To San Ysidro via Centre City

A9
To Old Town

Actual size 36" x 12" (text 3")

A10
Fare Paid Zone
Tickets required in station area
Zona de Tarifa Pagada
Se requieren Boletos en el area de la estación
MTDB Ordinance No.2

SP1
OLD TOWN PARKING

SP2
OLD TOWN PARKING

SP3
PARKING

SP4
OLD TOWN PARKING

C7

Actual Size 30" square

C8

C9

Actual Size 12" x 36"

C15

C16

I1
Old Town State Park

Old Town State Park

I19
Buses

I23
To Pacific Hwy North Bound

I24
To Pacific Hwy South Bound

I25
To Taylor St.

I26
To Taylor St.

I27
To Taylor St.

I29
Parking
Buses

I30
Old Town State Park
Buses

I31
NO BICYCLING
SKATEBOARDING
ROLLERBLADING
ON PREMISES
NO LOITERING
OR SOLICITING
MTDB ORDINANCE NO. 8150

R1
STOP
Standard 30"

R11
DO NOT ENTER
Standard 36"

R43 mod
BUSES EXCEPTED

R96
Standard 18"

R96C
PEDESTRIANS PROHIBITED
Standard 18" x 9"

NO.	DATE	REVISIONS	BY	CHK	APRV

EARTH TECH
9675 BUSINESSPARK AVENUE SUITE 110, SAN DIEGO, CA. 92131

		DATE
DESIGNED BY	PWT	
DRAWN BY	PWT	
CHECKED BY	PWT	
MTDB PRJ. ENG.	DCR	12/96

MTDB
Metropolitan Transit Development Board
1255 Imperial Avenue, Suite 1000, San Diego, CA 92101-7490 (619) 231-1466

OLD TOWN LRT PROJECT
SAN DIEGO
TRAIL BLAZER AND STATION SIGN INSTALLATION
TYPICAL SIGNS SHEET 1 OF 2

SCALE	AS NOTED
MTDB CONTRACT NO.	LRT 553.4
DRAWING NO.	D2
SHEET NO.	

MTS DOC NO. PW1355.0-22, WOA355-AE-75

I1A



I11A



I2A



I12A



I3A



I13A



I4A



I16A



I7A



I19A



I8A



I9A



I21A



I10A



Sign	Size	Quantity	Title
A1-1	36"X12"	8	MIDDLE/PALM ST.
A1-2	36"X12"	8	WASHINGTON ST.
A1-3	36"X12"	13	OLD TOWN TRANSIT CENTER
A1-4	36"X12"	1	COUNTY CENTER/ LITTLE ITALY
A4-1	72"X36"	7	OLD TOWN TRANSIT CENTER
A5-2	12"X12"	1	N2
A5-3	12"X12"	8	N3
A5-4	12"X12"	8	N4
A5-5	12"X12"	7	N5
A6	24"X24"	15	SAN YSIDRO VIA CENTRE CITY
A7	18"X24"	5	TO OLD TOWN
A8	36"X12"	1	SAN YSIDRO VIA CENTRE CITY
A9	36"X12"	3	TO OLD TOWN
A10	42"X30"	17	FARE PAID ZONE
SP2	36"X12"	5	OLD TOWN PARKING (RIGHT ARROW)
SP3	36"X12"	6	OLD TOWN PARKING (LEFT ARROW)
SP4	36"X12"	1	PARKING (STRAIGHT ARROW)
C7	30"X30"	28	TRAIL BLAZER
C8	30"X10	10	HORZONTAL ARROW
C9	30"X10"	6	STRAIGHT ARROW
C15	16"X24"	1	ACCESSIBLE PATH (RIGHT ARROW)
C16	16"X24"	3	ACCESSIBLE PATH (LEFT ARROW)
I1	40"X9.5	1	OLD TOWN STATE PARK (RIGHT ARROW)
I19	40"X18"	1	BUSES w/ ROUTE (LEFT ARROW) 3" ltr
I23	32"x6"	2	PACIFIC HWY (LEFT ARROW)
I24	32"x6"	1	PACIFIC HWY (RIGHT ARROW)
I25	32"x6"	2	TAYLOR ST (LEFT ARROW)
I26	32"x6"	2	TAYLOR ST (RIGHT ARROW)
I28	32"x6"	1	TAYLOR ST (STRAIGHT ARROW)
I29	36"x18"	1	PARKING/BUSES (RIGHT ARROW)
I30	36"x18"	1	OLD TOWN STATE PARK/BUSES(LEFT)
I31	18"X24"	2	NO BIKING, ROLLER BLADING
I1A	68"x16"	5	OLD TOWN STATE PARK (RIGHT ARROW) 5" lt
I2A	68"X10"	3	TROLLEYS (RIGHT ARROW) 5" lettering
I3A	68"X10"	4	COASTER (RIGHT ARROW) 5" Lettering
I4A	68"x10"	1	PARKING (RIGHT ARROW) 5" lettering
I7A	68"x16"	5	OLD TOWN STATE PARK (LEFT ARROW) 5" let
I8A	68"x10"	4	TROLLEYS (LEFT ARROW) 5" lettering
I9A	68"x10"	5	COASTER (LEFT ARROW) 5" lettering
I10A	68"x10"	3	PARKING (LEFT ARROW) 5" lettering
I11A	68"x16"	1	OLD TOWN STATE PARK (STRAIGHT ARROW)
I12A	68"x10"	2	TROLLEYS (STRAIGHT ARROW) 5" lettering
I13A	68"x10"	1	COASTER (STRAIGHT ARROW) 5" lettering
I16A	68"X32"	3	BUSES w/ ROUTE (STRAIGHT ARROW) 5" lette
I19A	68"x32"	3	BUSES w/ ROUTE (LEFT ARROW) 5" lettering
I21A	68"X32"	5	BUSES w/ ROUTE (RIGHT ARROW)5" Lettering
R1	30"	1	STOP SIGN
R11	36"X36"	8	DO NOT ENTER
R42	30"X36"	1	LEFT TURN ONLY
R43	24"X12"	2	BUSES EXEMPT
R96	18"	1	NO PEDESTRIAN
R96C	18"X9"	1	PEDESTRIAN PROHIBITED

NO.	DATE	REVISIONS	BY	CHK	APRV

EARTH TECH
9675 BUSINESSPARK AVENUE SUITE 110, SAN DIEGO, CA 92131

		DATE
DESIGNED BY	PWT	12/96
DRAWN BY	PWT	12/96
CHECKED BY	PWT	12/96
MTDB PRJ. ENG.	DCR	

MTDB
Metropolitan Transit Development Board
1255 Imperial Avenue, Suite 1000, San Diego, CA 92101-7490 (619) 231-1466

OLD TOWN LRT PROJECT
SAN DIEGO
TRAIL BLAZER AND STATION
SIGN INSTALLATION
TYPICAL SIGNS + QUANTITIES SHEET 2 OF 2

SCALE: AS NOTED
MTDB CONTRACT NO.: LRT 553.4
DRAWING NO.: D3
SHEET NO.:

261

MTS DOC NO. PWL355.0-22, WOA355-AE-75

SAN DIEGO

METROPOLITAN TRANSIT DEVELOPMENT BOARD

CONTRACT DRAWINGS

OLD TOWN LRT EXTENSION
TRAIL BLAZER S D STATION SIGN INSTALLATION
LRT 553.4



EARTH TECH

JANUARY 1997

TRAIL BLAZER SIGNS
LRT-553.4

MTS DOC NO. PW1355.0-22, WOA355-AE-P5

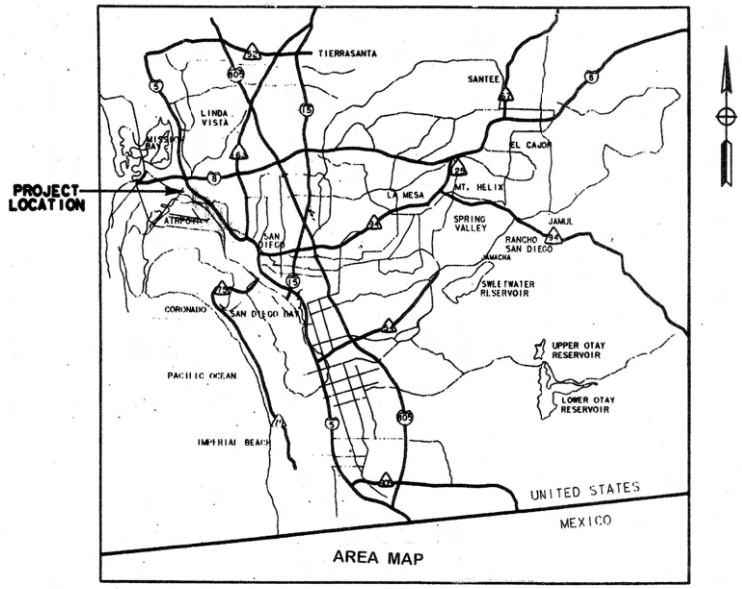

AREA MAP

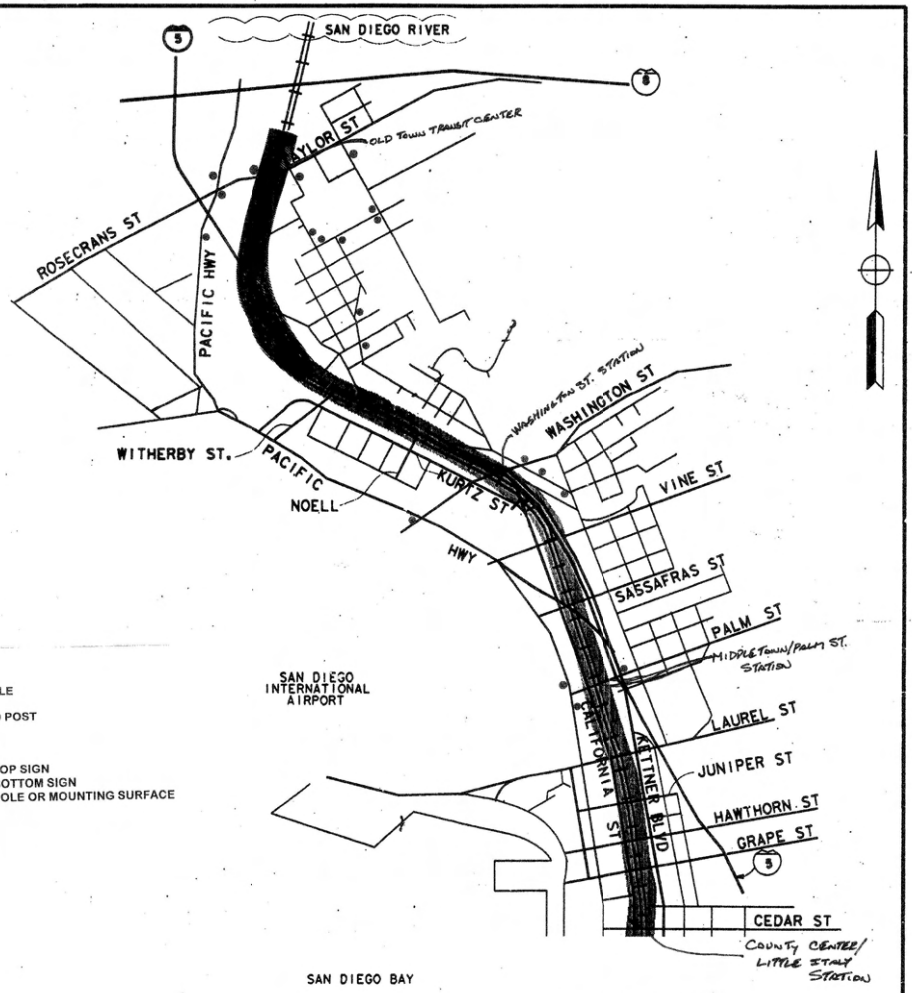

NOTE:
● APPROXIAMATE LOCATIONS

LOCATION MAP

GENERAL NOTES

1. UNLESS OTHERWISE NOTED, ALL SIGNS ARE TO BE MOUNTED A MINIMUM OF 84" FROM SIGN BOTTOM EDGE TO GRADE.
2. ALL SIGNS AND HARDWARE REQUIRED TO BE REMOVED BY THIS CONTRACT SHALL BECOME THE PROPERTY OF THE CONTRACTOR AND SHALL BE REMOVED IMMEDIATELY FROM THE PROJECT SITE.
3. THE CONTRACTOR SHALL OBTAIN APPROVAL FROM THE RESIDENT ENGINEER BEFORE EXCAVATING FOR SIGN POST FOUNDATIONS.
4. SEE DETAIL SHEETS D1 FOR SUGGESTED SIGN MOUNTINGS. THE CONTRACTOR SHALL SUBMIT CATALOGUE INFORMATION AND A SAMPLE OF THE PROPOSED MOUNTING HARDWARE FOR APPROVAL BY THE RESIDENT ENGINEER.
6. ALL SIGNS ARE TO BE MOUNTED WITH TAMPER PROOF HARDWARE

SYMBOLS

- LIGHT POLE
- SIGN AND POST

TOP SIGN
BOTTOM SIGN
POLE OR MOUNTING SURFACE

DRAWING INDEX

DRAWING No.	SHEET TITLE
N1	TITLE SHEET
N2	DRAWING INDEX, SYMBOLS, ABBREVIATIONS AND NOTES AREA AND LOCATION MAP
SN2	TWIGGS, JUAN STREET, SAN DIEGO, AVENUE
SN3	SAN DIEGO, AVENUE, OLD TOWN AVENUE, PACIFIC HIGHWAY
SN4	WASHINGTON, HANCOCK STREETS, PACIFIC HIGHWAY
SN6	SPORTS ARENA BLVD., ROSECRANS ST., OLD TOWN AVE.
SN9	COUNTY CENTER-LITTLE ITALY STATION
SN10	PALM STREET STATION
SN11	WASHINGTON STREET STATION
SN12	OLD TOWN STATION PLATFORM
SN13	SIGN LOCATION
D1	INSTALLATION DETAILS A, B, C, D, E, F, AND O
D2	TYPICAL SIGNS SHEET 1 OF 2
D3	TYPICAL SIGNS AND QUANTITIES SHEET 2 OF 2

ABBREVIATION	TERM
ASTM	AMERICAN STANDARDS FOR TESTING AND MATERIALS
DIA.	DIAMETER
(E)	EXISTING
NTS	NOT TO SCALE
N	NEW
ST	STREET

NO.	DATE	REVISIONS	BY	CHK	APRV

EARTH TECH
9675 BUSINESSPARK AVENUE SUITE 110, SAN DIEGO, CA. 92131

		DATE
DESIGNED BY	PWT	4/96
DRAWN BY	SPB	5/96
CHECKED BY	PWT	5/96
MTDB PRJ.ENG.	D. RAGLAND	

MTDB
Metropolitan Transit Development Board
1255 Imperial Avenue, Suite 1000, San Diego, CA. 92101-7490

OLD TOWN LRT PROJECT
SAN DIEGO
OLD TOWN LRT EXTENSION
SIGN INSTALLATION
AREA AND LOCATION MAP

SCALE N.T.S.
MTDB CONTRACT NO. LRT-553.4
DRAWING NO. N2
SHEET NO.

FOR REDUCED PLANS ORIGINAL SCALE IS IN INCHES 0 1 2 3

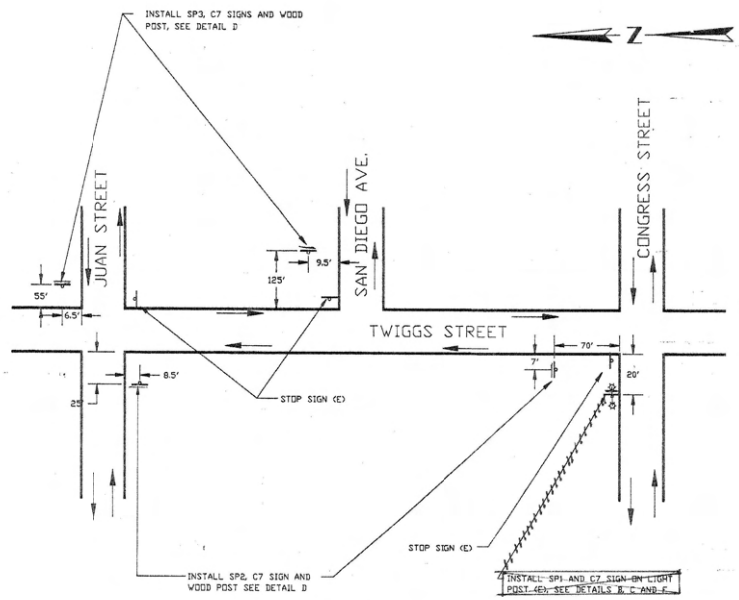

TWIGGS, JUAN, and SAN DIEGO STREET

NOT TO SCALE

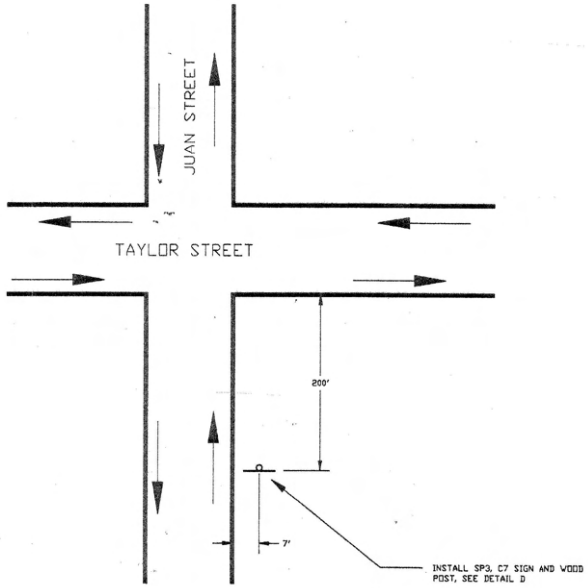

JUAN STREET

NOT TO SCALE

JOB NUMBER LRT 553.36-12 FILE NAME: OT_TRAILSNC

NO.	DATE	REVISIONS	BY	CHK	APRV

EARTH TECH
9675 BUSINESSPARK AVENUE SUITE 110, SAN DIEGO, CA. 92131

DESIGNED BY SPB	DATE 8/96
DRAWN BY 8/96	8-96
CHECKED BY PWT	8/96
MTDB PRJ. ENG. DCR	8-96

MTDB
Metropolitan Transit Development Board
1255 Imperial Avenue, Suite 1000, San Diego, Ca. 92101-7490 (619)231-1466

OLD TOWN LRT PROJECT
SAN DIEGO

OLD TOWN LRT EXTENSION
TRAIL BLAZER SIGN INSTALLATION
TWIGGS ST., JUAN ST., SAN DIEGO AVE

SCALE	AS NOTED
MTDB CONTRACT NO.	LRT-553.4
DRAWING NO. SN2	SHEET NO.

264

MTS DOC NO. PW1355.0-22, WOA355-AE-75

INSTALLATION OF SIGNS ON BREAK-AWAY POSTS

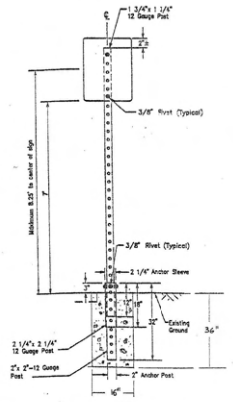

TYPICAL MOUNTING DETAIL A
NTS

BAND MOUNTING OF SIGNS

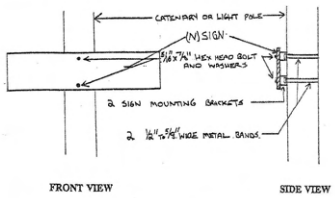

U-SHAPED BRACKET (SIGN MOUNTING BRACKET)

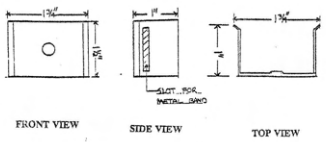

TYPICAL MOUNTING DETAIL B
NTS

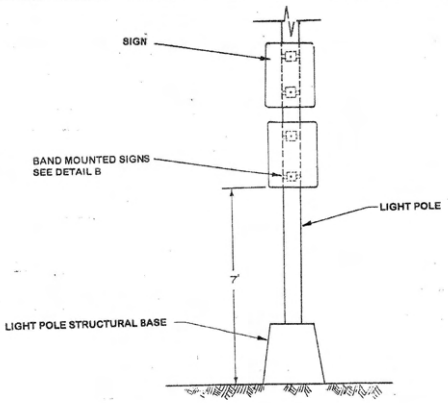

TYPICAL MOUNTING DETAIL C
NTS

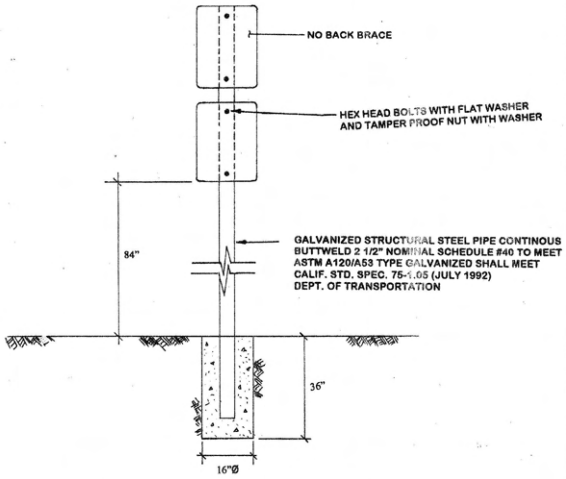

TYPICAL MOUNTING DETAIL O
NTS

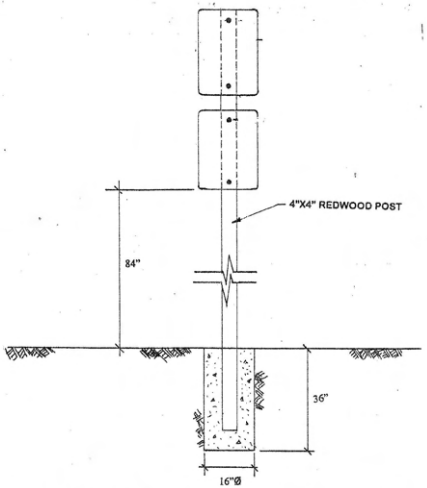

TYPICAL MOUNTING DETAIL D
NTS

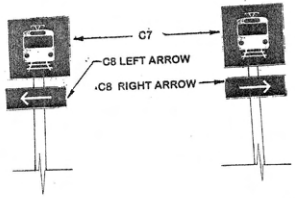

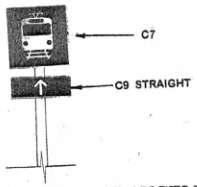

C7/C8 AND C7/C9 SIGN ARRANGEMENT
DETAIL E

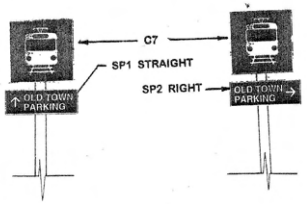

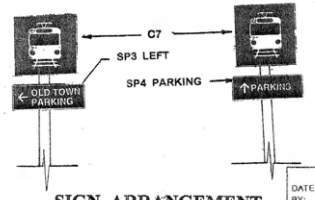

SIGN ARRANGEMENT
DETAIL F

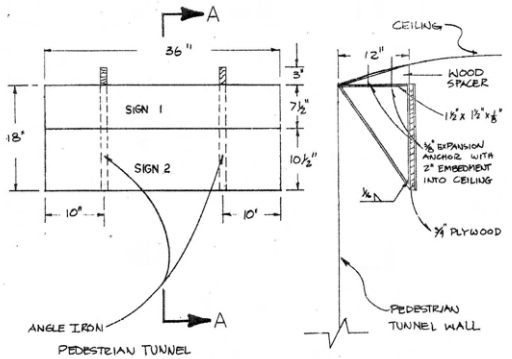

PEDESTRIAN TUNNEL
INSTALLATION DETAIL DETAIL O
NTS

SECTION A-A
NTS

ISSUED FOR CONSTRUCTION
DATE: 06/21/1996
BY: DCR
C.C.O. No.: 68 REVISION No.:

NO.	DATE	REVISIONS	BY	CHK	APRV

EARTH TECH
9675 BUSINESSPARK AVENUE SUITE 110, SAN DIEGO, CA. 92131

		DATE
DESIGNED BY	PWT	
DRAWN BY	SPB	4/96
CHECKED BY	PWT	5/96
MTDB PRJ. ENG.	DCR	5/96

MTDB
Metropolitan Transit Development Board
1255 Imperial Avenue, Suite 1000, San Diego, CA 92101-7490 (619) 231-1466

OLD TOWN LRT PROJECT
SAN DIEGO

OLD TOWN LRT EXTENSION
TRAIL BLAZER SIGN INSTALLATION

INSTALLATION DETAILS A,B,C,D,E, F AND O

SCALE: AS SHOWN
MTDB CONTRACT NO.: LRT-553.4
DRAWING NO.: D1
SHEET NO.:

MTS DOC NO. PW1355.0-22, WOA355-AE-P5

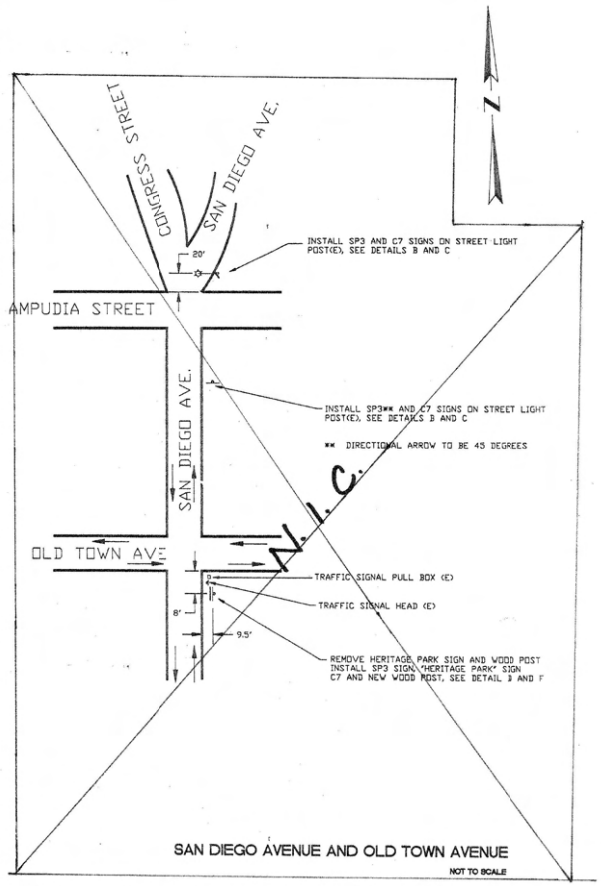

SAN DIEGO AVENUE AND OLD TOWN AVENUE

NOT TO SCALE

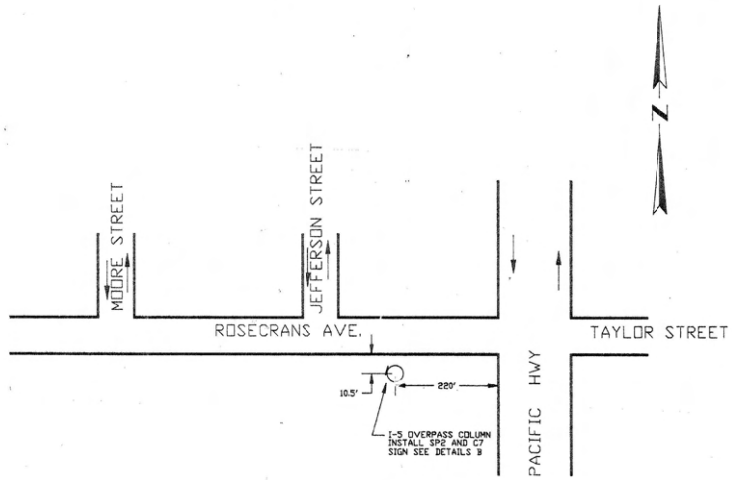

PACIFIC HIGHWAY AND ROSECRANS AVENUE

NOT TO SCALE

NO.	DATE	REVISIONS	BY	CHK	APRV

EARTH TECH
9675 BUSINESSPARK AVENUE SUITE 110, SAN DIEGO, CA. 92131

	DATE
DESIGNED BY SPB	8/96
DRAWN BY 8/96	8-96
CHECKED BY PWT	8/96
MTDB PRJ. ENG. DCR	8-96

MTDB
Metropolitan Transit Development Board
1255 Imperial Avenue, Suite 1000, San Diego, Ca. 92101-7490 (619)231-1466

OLD TOWN LRT PROJECT
SAN DIEGO

OLD TOWN LRT EXTENSION
TRAIL BLAZER SIGN INSTALLATION
SAN DIEGO AVE, OLD TOWN AVE, PACIFIC HWY

SCALE AS NOTED
MTDB CONTRACT NO. LRT-553.4
DRAWING NO. SN 3
SHEET NO.

JOB NUMBER LRT 552.3R-12 FILE NAME: OT_TRAIL.DWG

MTS DOC NO. PWL355.0-22, WOA355-AE-75

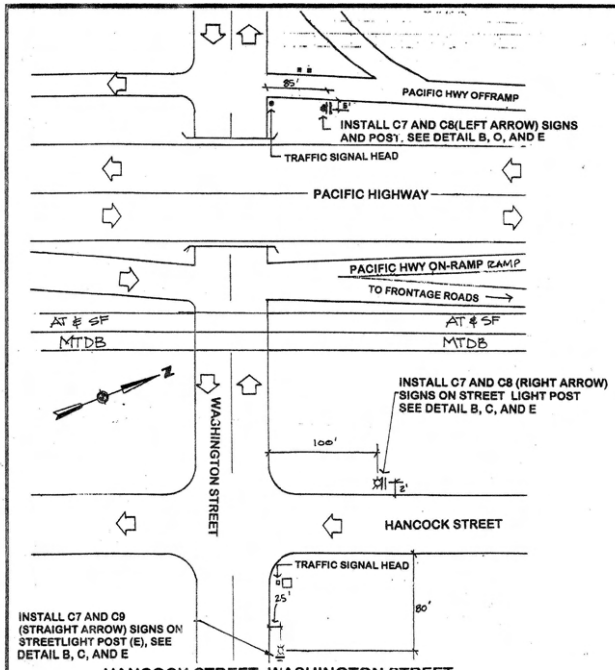

HANCOCK STREET, WASHINGTON STREET AND PACIFIC HIGHWAY OFFRAMP
NOT TO SCALE

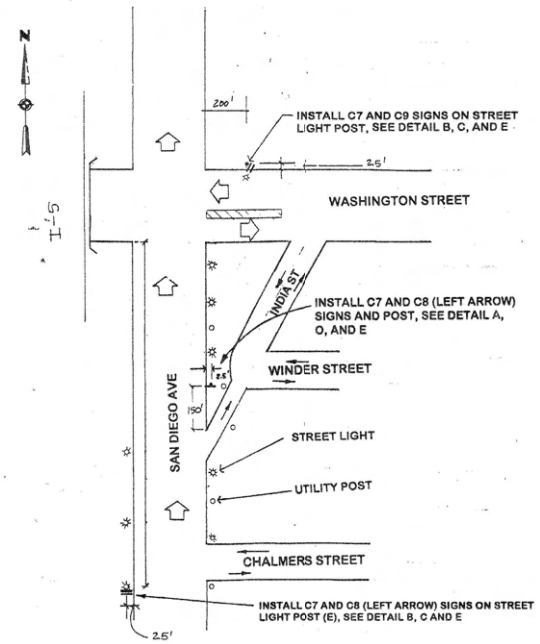

WASHINGTON STREET AND SAN DIEGO AVE
NOT TO SCALE

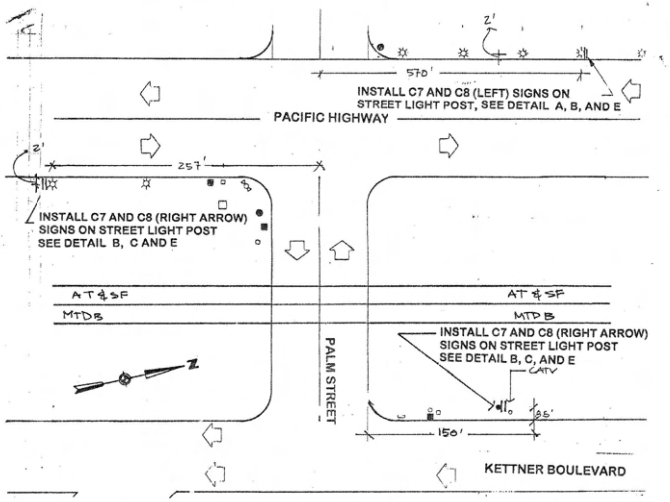

PACIFIC HIGHWAY AND KETTNER BOULEVARD
NOT TO SCALE

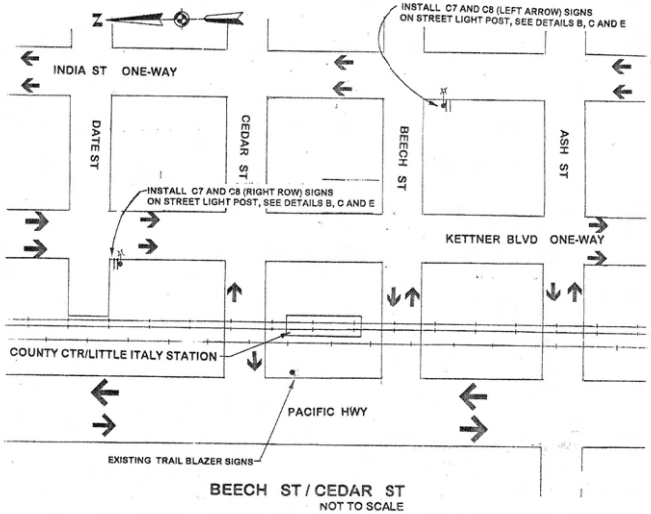

BEECH ST / CEDAR ST
NOT TO SCALE

NO.	DATE	REVISIONS	BY	CHK	APRV

EARTH TECH
9675 BUSINESSPARK AVENUE SUITE 110, SAN DIEGO, CA. 92131

		DATE
DESIGNED BY	PWT	6/96
DRAWN BY	SPB	6/96
CHECKED BY	PWT	6/96
MTDB PRJ. ENG.	DCR	6/96

MTDB
Metropolitan Transit Development Board
1255 Imperial Avenue, Suite 1000, San Diego, CA 92101-7490 (619) 231-1466

OLD TOWN LRT PROJECT
SAN DIEGO

OLD TOWN LRT EXTENSION
TRAIL BLAZER SIGN INSTALLATION
BEECH ST / CEDAR ST
WASHINGTON ST. , HANCOCK ST., AND PACIFIC HWY.

SCALE: NOT TO SCALE
MTDB CONTRACT NO.: LRT-553.4
DRAWING NO.: SN 4
SHEET NO.:

MTS DOC NO. PWL355.0-22, WOA355-AE-75

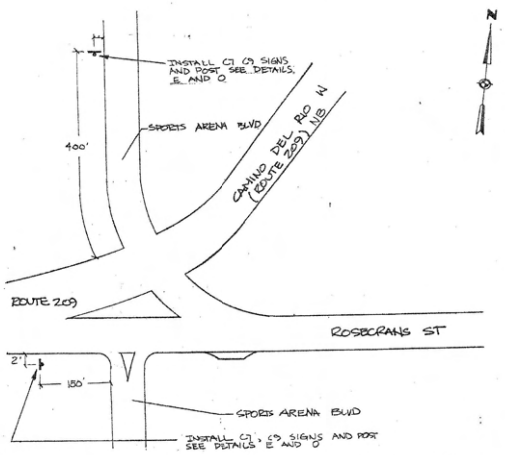

SPORTS ARENA BLVD, ROUTE 209, and ROSECRANS ST
NOT TO SCALE

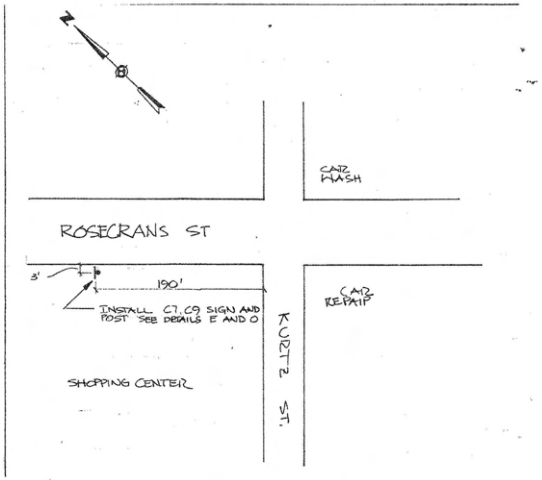

ROSECRANS ST and KURTZ ST.
NOT TO SCALE

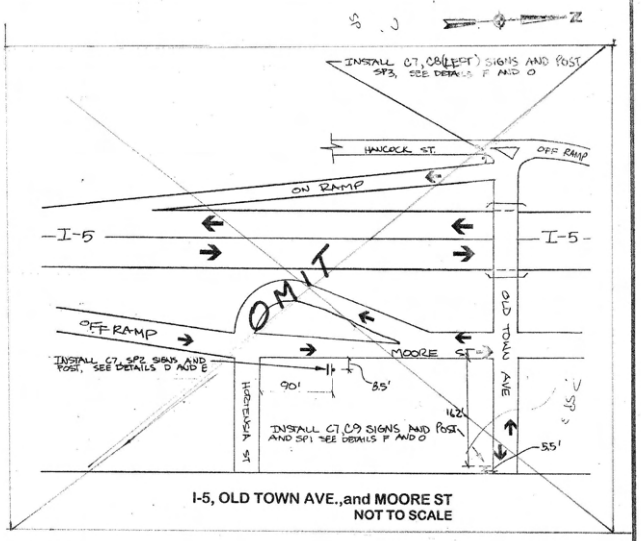

I-5, OLD TOWN AVE., and MOORE ST
NOT TO SCALE

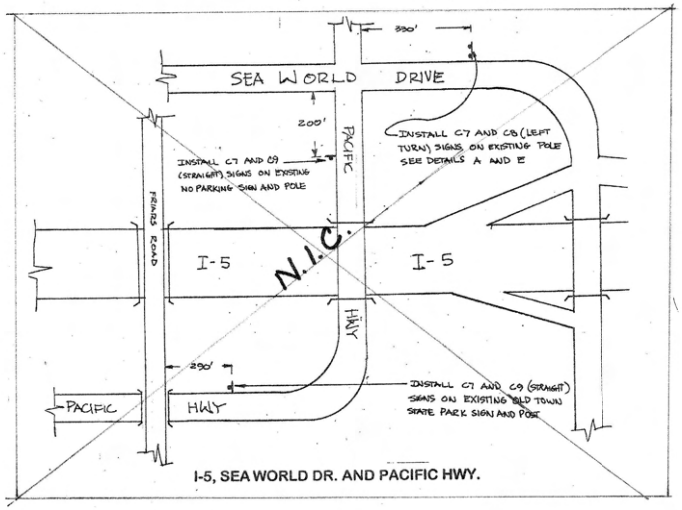

I-5, SEA WORLD DR. AND PACIFIC HWY.

NO.	DATE	REVISIONS	BY	CHK	APRV
1	11/8/96	ADDED SEA WORLD DRIVE DETAIL			

EARTH TECH
9675 BUSINESSPARK AVENUE SUITE 110, SAN DIEGO, CA. 92131

		DATE
DESIGNED BY	PWT	6/96
DRAWN BY	SPB	6/96
CHECKED BY	PWT	6/96
MTDB PRJ. ENG.	DCR	6/96

MTDB
Metropolitan Transit Development Board
1255 Imperial Avenue, Suite 1000, San Diego, CA 92101-7490 (619) 231-1466

OLD TOWN LRT PROJECT
SAN DIEGO

OLD TOWN LRT EXTENSION
TRAIL BLAZER SIGN INSTALLATION
SPORTS ARENA BLVD, ROSECRANS ST.
OLD TOWN AVE., and MOORE ST.

SCALE	
NOT TO SCALE	
MTDB CONTRACT NO.	
LRT-553.4	
DRAWING NO.	SHEET NO.
SN6	

MTS DOC NO. PWL355.0-22, WOA355-AE-75

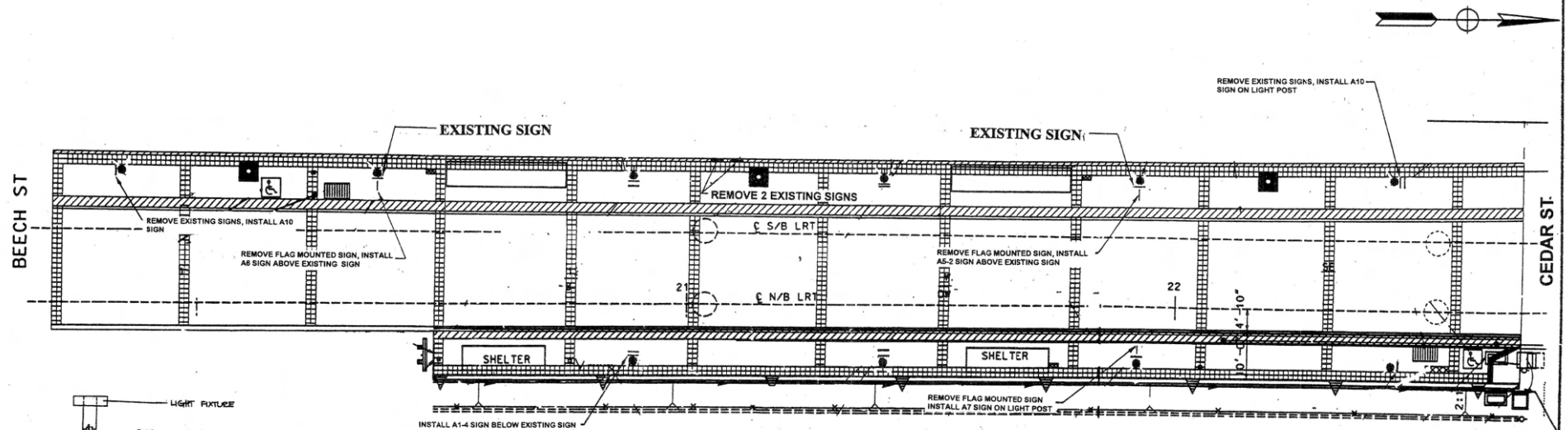

SIGN INSTALLATION DETAIL
NTS

SEE SIGN INSTALLATION DETAIL FOR ADDITIONAL INFORMATION

NO.	DATE	REVISIONS	BY	CHK	APRV
B	10/22/96	REVISIONS BASED ON AS-BUILT	SPB	PWT	DCR

EARTH TECH
9675 BUSINESSPARK AVENUE SUITE 110, SAN DIEGO, CA. 92131

DESIGNED BY	PWT	DATE 4/96
DRAWN BY	SPB	5/96
CHECKED BY	PWT	5/96
MTDB PRJ.ENG.	D. RAGLAND	

MTDB
Metropolitan Transit Development Board
1255 Imperial Avenue, Suite 1000, San Diego, CA. 92101-7490

LIGHT RAIL GUIDEWAY PROJECT
SAN DIEGO
OLD TOWN LRT EXTENSION
SIGN INSTALLATION
SIGN LOCATION PLAN
COUNTY CENTER - LITTLE ITALY STATION

SCALE 1"=10'
MTDB CONTRACT NO. LRT-553.4
DRWG NO. SN 9
SHEET NO.

FOR REDUCED PLANS ORIGINAL SCALE IS IN INCHES 0 1 2 3

MTS DOC NO. PW1355.0-22, WOA355-AE-75

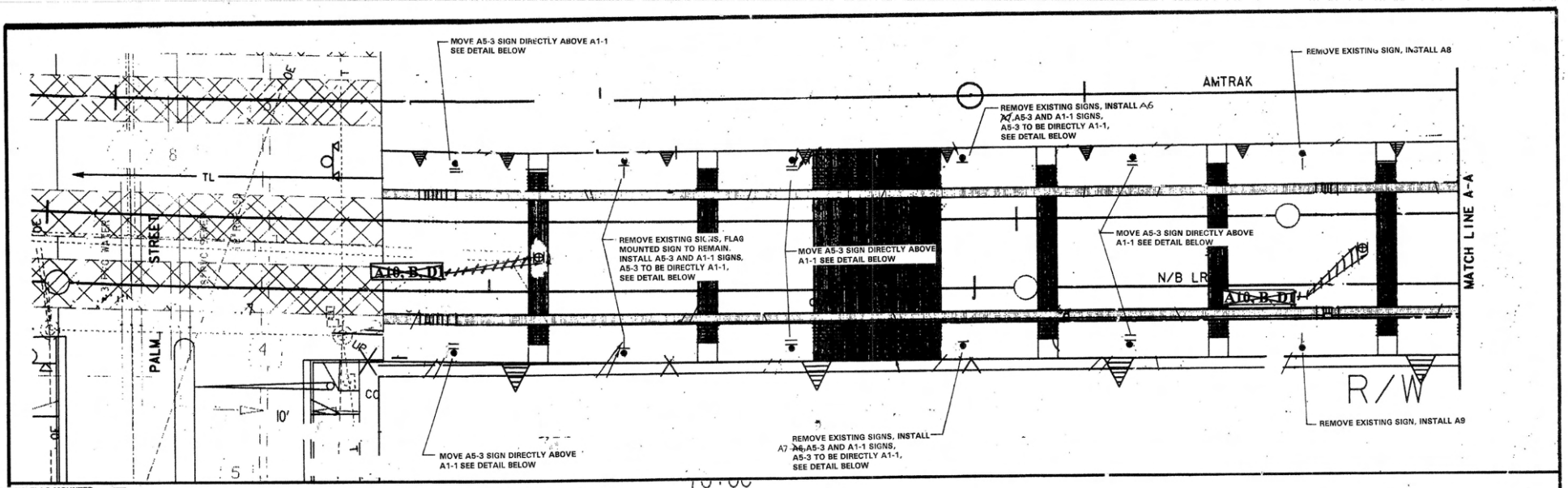

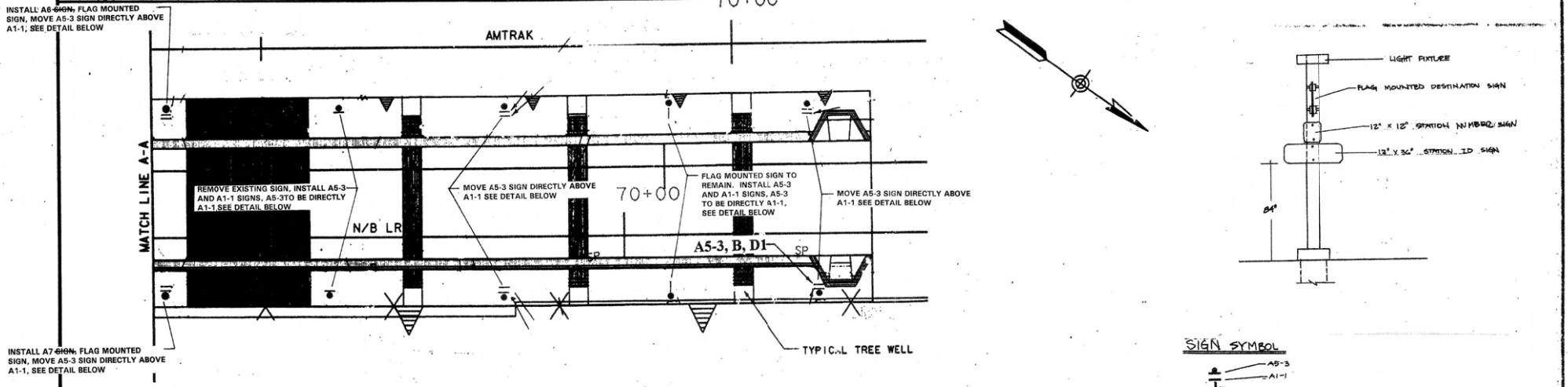

NO.	DATE	REVISIONS	BY	CHK	APRV

EARTH TECH
9675 BUSINESSPARK AVENUE SUITE 110, SAN DIEGO, CA. 92131

DESIGNED BY	PWT	DATE 4/96
DRAWN BY	SPB	5/96
CHECKED BY	PWT	5/96
MTDB PRJ.ENG.	D. RAGLAND	

MTDB
Metropolitan Transit Development Board
1255 Imperial Avenue, Suite 100C, San Diego, CA. 92101-7490

LIGHT RAIL GUIDEWAY PROJECT
SAN DIEGO
OLD TOWN LRT EXTENSION
SIGN INSTALLATION
SIGN LOCATION PLAN
PALM STREET STATION

SCALE 1"=10'
MTDB CONTRACT NO. LRT-553.4
DRAWING NO. SHEET NO. SN 10

FOR REDUCED PLANS ORIGINAL SCALE IS IN INCHES 0 1 2 3

MTS DOC NO. PWL355.0-22, WOA355-AE-75

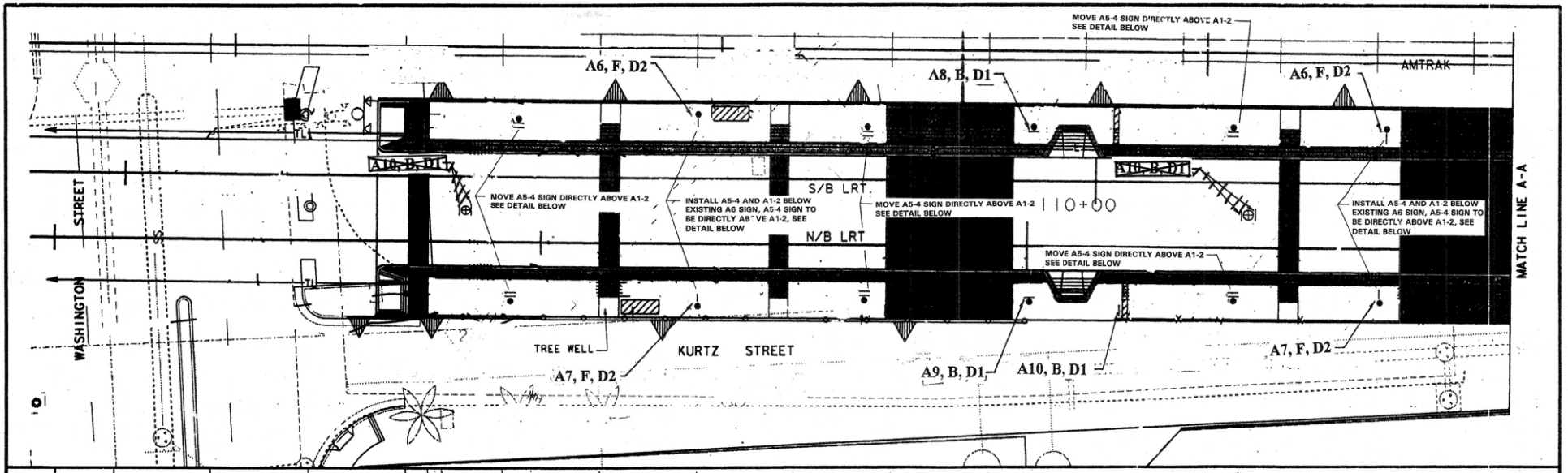

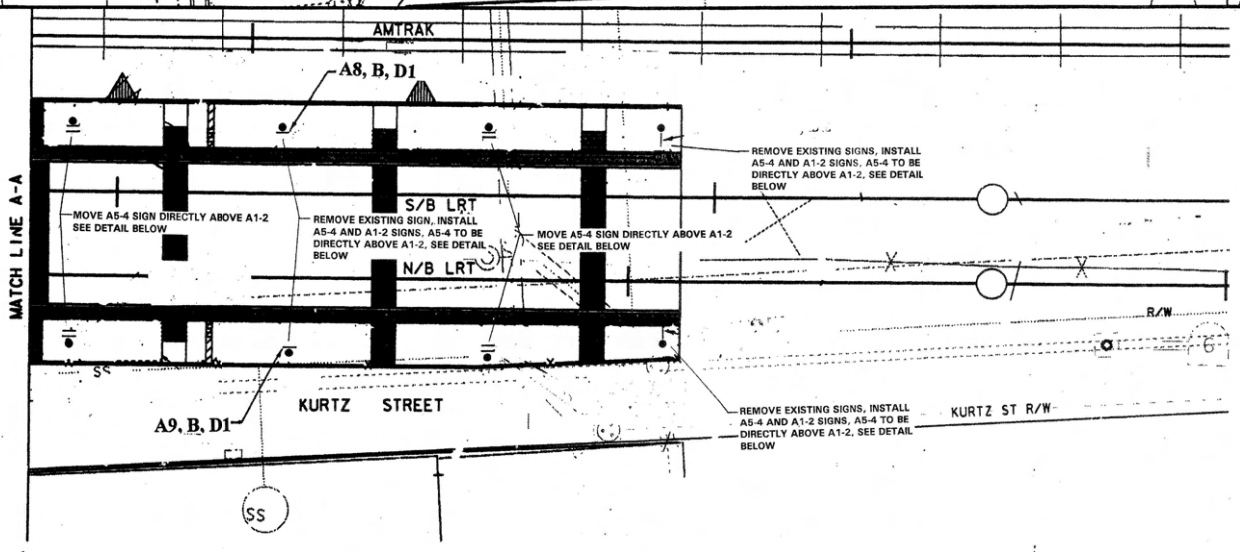

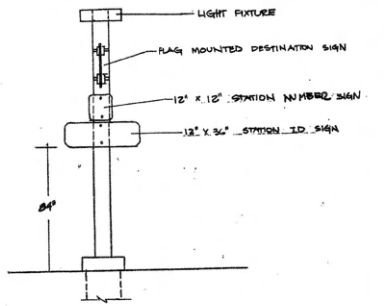



NO.	DATE	REVISIONS	BY	CHK	APRV

EARTH TECH
3675 BUSINESSPARK AVENUE SUITE 110, SAN DIEGO, CA. 92131

		DATE
DESIGNED BY	PWT	4/96
DRAWN BY	SPB	5/96
CHECKED BY	PWT	5/96
MTDB PRJ.ENG.	DCR	

MTDB
Metropolitan Transit Development Board
1255 Imperial Avenue, Suite 1000, San Diego, CA. 92101-7490

LIGHT RAIL GUIDEWAY PROJECT
SAN DIEGO
OLD TOWN LRT EXTENSION
SIGN INSTALLATION
SIGN LOCATION PLAN
WASHINGTON STREET STATION

SCALE	
	1"=10'
MTDB CONTRACT NO.	LRT-553.4
DRAWING NO.	SHEET NO.
SN 11	

FOR REDUCED PLANS ORIGINAL SCALE IS IN INCHES 0 1 2 3

271

MTS DOC NO. PW1355.0-22, WOA355-AE-75

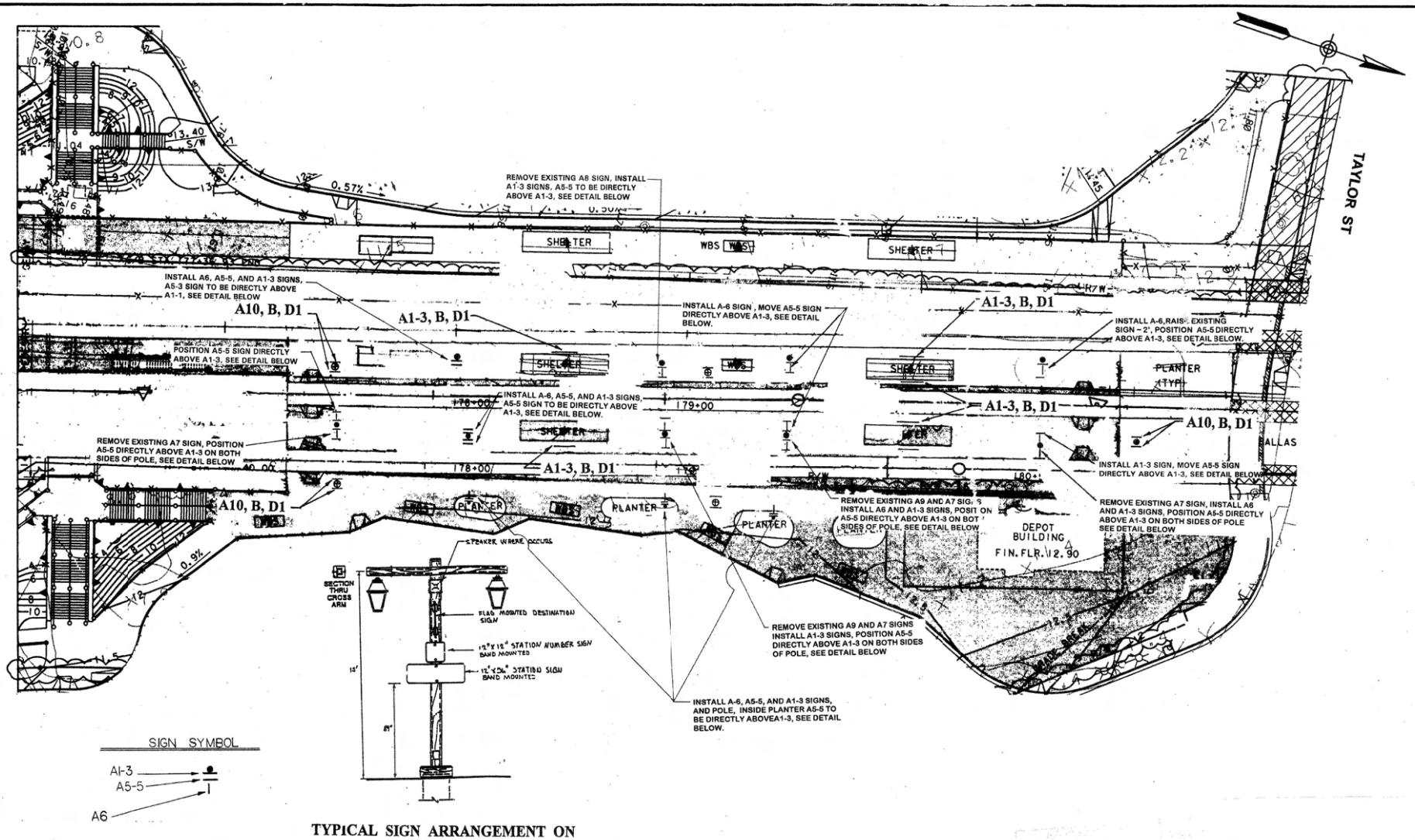

TYPICAL SIGN ARRANGEMENT ON LIGHT POST

NTS

NO.	DATE	REVISIONS	BY	CHK	APRV

EARTH TECH
9675 BUSINESSPARK AVENUE SUITE 110, SAN DIEGO, CA. 92131

DESIGNED BY	PWT	DATE 4/96
DRAWN BY	SPB	5/96
CHECKED BY	PWT	5/96
MTDB PRJ.ENG.	D. RAGLAND	

MTDB
Metropolitan Transit Development Board
1255 Imperial Avenue, Suite 1000, San Diego, CA. 92101-7490

LIGHT RAIL GUIDEWAY PROJECT
SAN DIEGO
OLD TOWN LRT EXTENSION
SIGN INSTALLATION
SIGN LOCATION PLAN
OLD TOWN STATION PLATFORM

SCALE 1"=20'
MTDB CONTRACT NO. LRT-553.4
DRAWING NO. SN12 SHEET NO.

FOR REDUCED PLANS ORIGINAL SCALE IS IN INCHES 0 1 2 3

MTS DOC NO. PW1355.0-22_WOA385-AE-75

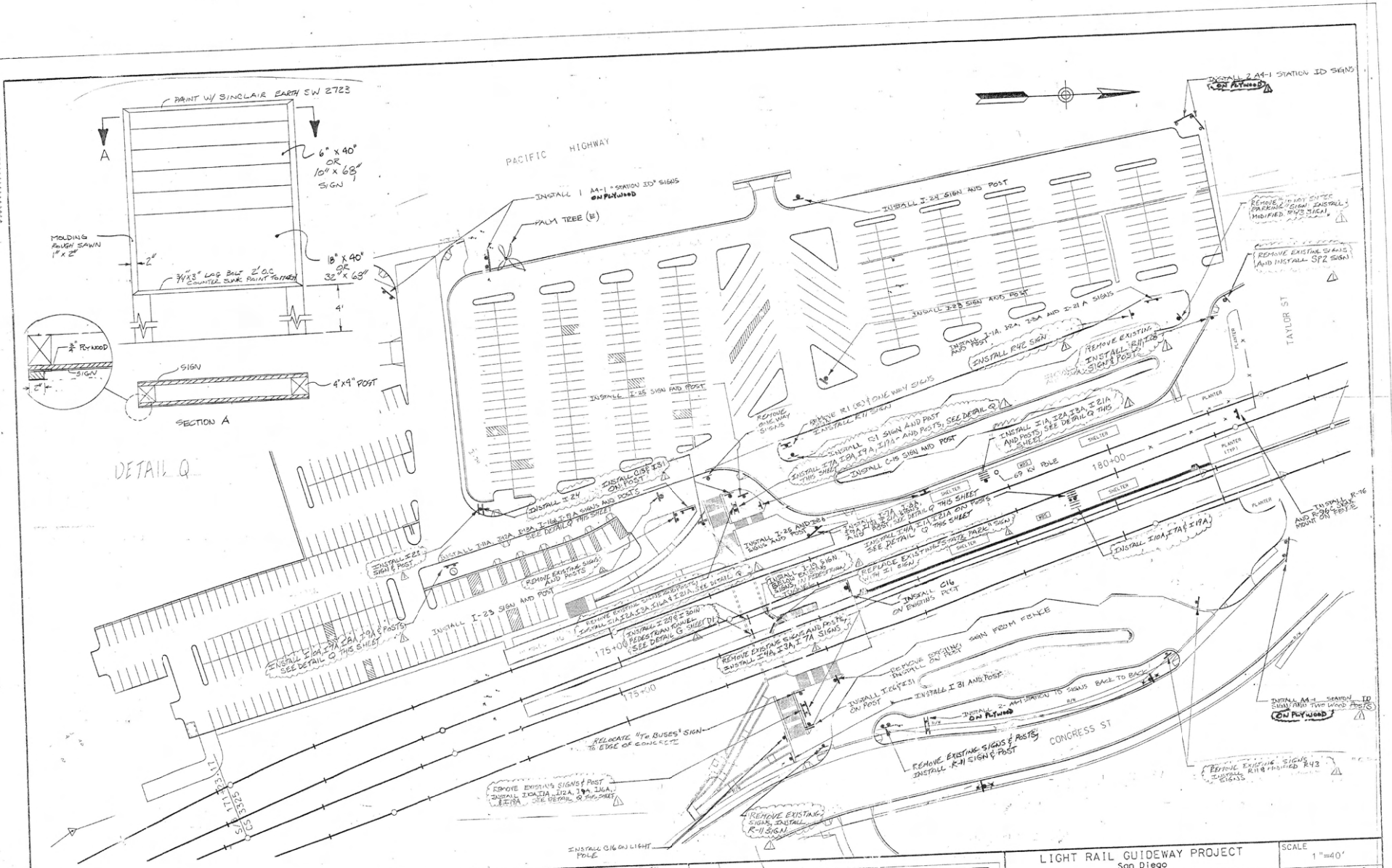

NO.	DATE	REVISIONS	BY	CHK	APRV
1	12/16	SIGN MODIFICATIONS	PMT		

DESIGNED BY | DATE
DRAWN BY
CHECKED BY
MTDB PROJ. ENG. D. RAGLAND

MTDB
Metropolitan Transit Development Board
1255 Imperial Avenue, Suite 1000, San Diego, CA 92101-7490

LIGHT RAIL GUIDEWAY PROJECT
San Diego
OLD TOWN TRANSIT CENTER
SIGN INSTALLATION
SIGN LOCATION PLAN

SCALE 1"=40'
MTDB CONTRACT NO. **LRT-553.4**
DRAWING NO./SHEET NO. **SN 13**

FOR REDUCED PLANS ORIGINAL SCALE IS IN INCHES 0 1 2 3

MTS DOC NO. PWL585.0-22, WOA155-AE-75



NO.	DATE	REVISIONS	BY	CHK	APRV

EARTH TECH
9675 BUSINESSPARK AVENUE SUITE 110, SAN DIEGO, CA. 92131

		DATE
DESIGNED BY	PWT	
DRAWN BY	PWT	
CHECKED BY	PWT	
MTDB PRJ. ENG.	DCR	12/96

MTDB
Metropolitan Transit Development Board
1255 Imperial Avenue, Suite 1000, San Diego, CA 92101-7490 (619) 231-1466

OLD TOWN LRT PROJECT
SAN DIEGO
TRAIL BLAZER AND STATION
SIGN INSTALLATION
TYPICAL SIGNS SHEET 1 OF 2

SCALE	AS NOTED
MTDB CONTRACT NO.	LRT 553.4
DRAWING NO.	D2
SHEET NO.	

I1A



I11A



I2A



I12A



I3A



I13A



I4A



I16A



I7A



I19A



I8A



I9A



I21A



I10A



Sign	Size	Quantity	Title
A1-1	36”X12”	8	MIDDLE/PALM ST.
A1-2	36”X12”	8	WASHINGTON ST.
A1-3	36”X12”	13	OLD TOWN TRANSIT CENTER
A1-4	36”X12”	1	COUNTY CENTER/ LITTLE ITALY
A4-1	72”X36”	7	OLD TOWN TRANSIT CENTER
A5-2	12”X12”	1	N2
A5-3	12”X12”	8	N3
A5-4	12”X12”	8	N4
A5-5	12”X12”	7	N5
A6	24”X24”	15	SAN YSIDRO VIA CENTRE CITY
A7	18”X24”	5	TO OLD TOWN
A8	36”X12”	1	SAN YSIDRO VIA CENTRE CITY
A9	36”X12”	3	TO OLD TOWN
A10	42”X30”	17	FARE PAID ZONE
SP2	36”X12”	5	OLD TOWN PARKING (RIGHT ARROW)
SP3	36”X12”	6	OLD TOWN PARKING (LEFT ARROW)
SP4	36”X12”	1	PARKING (STRAIGHT ARROW)
C7	30”X30”	28	TRAIL BLAZER
C8	30”X10	10	HORZONTAL ARROW
C9	30”X10”	6	STRAIGHT ARROW
C15	16”X24”	1	ACCESSIBLE PATH (RIGHT ARROW)
C16	16”X24”	3	ACCESSIBLE PATH (LEFT ARROW)
I1	40”X9.5	1	OLD TOWN STATE PARK (RIGHT ARROW)
I19	40”X18”	1	BUSES w/ ROUTE (LEFT ARROW) 3” ltr
I23	32”x6”	2	PACIFIC HWY (LEFT ARROW)
I24	32”x6”	1	PACIFIC HWY (RIGHT ARROW)
I25	32”x6”	2	TAYLOR ST (LEFT ARROW)
I26	32”x6”	2	TAYLOR ST (RIGHT ARROW)
I28	32”x6”	1	TAYLOR ST (STRAIGHT ARROW)
I29	36”x18”	1	PARKING/BUSES (RIGHT ARROW)
I30	36”x18”	1	OLD TOWN STATE PARK/BUSES(LEFT)
I31	18”X24”	2	NO BIKING, ROLLER BLADING
I1A	68”x16”	5	OLD TOWN STATE PARK (RIGHT ARROW) 5” lt
I2A	68”X10”	3	TROLLEYS (RIGHT ARROW) 5” lettering
I3A	68”X10”	4	COASTER (RIGHT ARROW) 5” Lettering
I4A	68”x10”	1	PARKING (RIGHT ARROW) 5” lettering
I7A	68”x16”	5	OLD TOWN STATE PARK (LEFT ARROW) 5” let
I8A	68”x10”	4	TROLLEYS (LEFT ARROW) 5” lettering
I9A	68”x10”	5	COASTER (LEFT ARROW) 5” lettering
I10A	68”x10”	3	PARKING (LEFT ARROW) 5” lettering
I11A	68”x16”	1	OLD TOWN STATE PARK (STRAIGHT ARROW)
I12A	68”x10”	2	TROLLEYS (STRAIGHT ARROW) 5” lettering
I13A	68”x10”	1	COASTER (STRAIGHT ARROW) 5” lettering
I16A	68”X32”	3	BUSES w/ ROUTE (STRAIGHT ARROW) 5” lette
I19A	68”x32”	3	BUSES w/ ROUTE (LEFT ARROW) 5” lettering
I21A	68”X32”	5	BUSES w/ ROUTE (RIGHT ARROW)5” Lettering
R1	30”	1	STOP SIGN
R11	36”X36”	8	DO NOT ENTER
R42	30”X36”	1	LEFT TURN ONLY
R43	24”X12”	2	BUSES EXEMPT
R96	18”	1	NO PEDESTRIAN
R96C	18”X9”	1	PEDESTRIAN PROHIBITED

NO.	DATE	REVISIONS	BY	CHK	APRV

EARTH TECH
9675 BUSINESSPARK AVENUE SUITE 110, SAN DIEGO, CA. 92131

		DATE
DESIGNED BY	PWT	12/96
DRAWN BY	PWT	12/96
CHECKED BY	PWT	12/96
MTDB PRJ. ENG.	DCR	

MTDB
Metropolitan Transit Development Board
1255 Imperial Avenue, Suite 1000, San Diego, CA 92101-7490 (619) 231-1466

OLD TOWN LRT PROJECT
SAN DIEGO

TRAIL BLAZER AND STATION
SIGN INSTALLATION
TYPICAL SIGNS + QUANTITIES SHEET 2 OF 2

SCALE	AS NOTED
MTDB CONTRACT NO.	LRT 553.4
DRAWING NO.	D3
SHEET NO.	

MTS DOC NO. PW1355.0-22, WOA355-AE-75

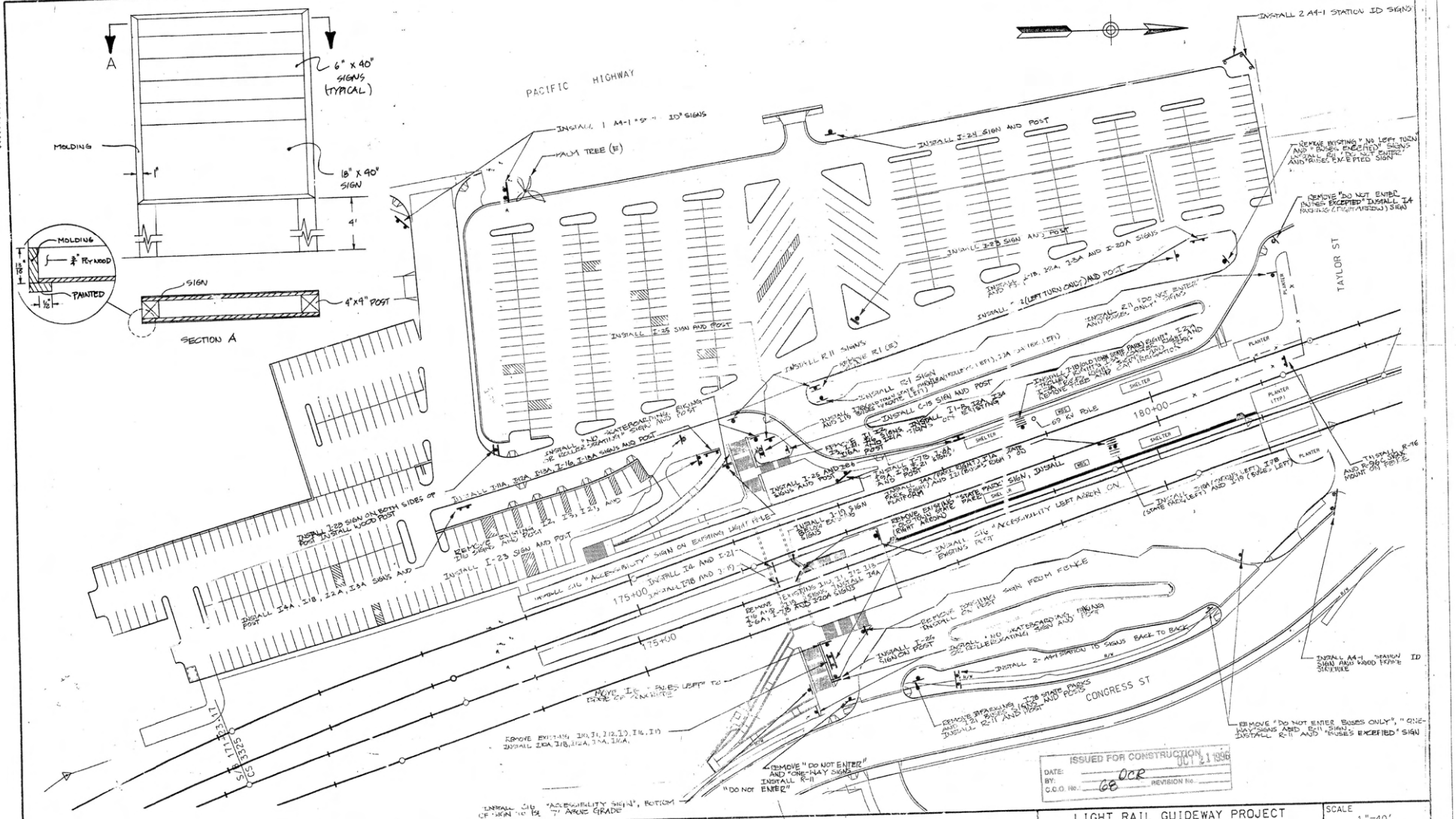
A
6" x 40" SIGNS (TYPICAL)
MOLDING
1"
18" x 40" SIGN
4'
MOLDING
¾" PLYWOOD
PAINTED
SIGN
4"x9" POST
SECTION A
PACIFIC HIGHWAY
INSTALL 2 A4-1 STATION ID SIGNS
INSTALL 1 A4-1 "5" ID SIGNS
PALM TREE (E)
INSTALL I-24 SIGN AND POST
INSTALL I-25 SIGN AND POST
INSTALL I-35 SIGN AND POST
INSTALL R-11 SIGNS
REMOVE R-1 (E)
INSTALL R-1 SIGN
INSTALL C-1S SIGN AND POST
INSTALL I-1-B, I-2A, I-3A SIGNS ON EXISTING POST
INSTALL I-2B SIGN ON BOTH SIDES OF POST, INSTALL WOOD POST
INSTALL I-2A, I-3A, I-3B, I-2B, I-3B SIGNS AND POST
INSTALL I-23 SIGN AND POST
INSTALL I-1A, I-2A, I-3A SIGNS AND POST
INSTALL C-1G "ACCESSIBILITY" SIGN ON EXISTING LIGHT POLE
INSTALL I-4 AND I-21
INSTALL I-18 AND I-19
INSTALL C-1G "ACCESSIBILITY LEFT AHEAD" SIGN ON EXISTING LIGHT POLE
INSTALL C-1G "ACCESSIBILITY" SIGN, INSTALL EWSING'S POST
INSTALL C-2G SIGN ON POST
INSTALL "NO WATERBOARDING SIGNS AND POST
INSTALL 2- A4H STATION ID SIGNS BACK TO BACK
REMOVE EXISTING SIGN FROM FENCE
REMOVE EXISTING "DO NOT ENTER" AND "ONE-WAY" SIGNS INSTALL R-11
"DO NOT ENTER"
REMOVE EXISTING I-1A, I-2A, I-3A SIGNS AND POST
INSTALL I-1A, I-2A, I-3A SIGNS
REMOVE EXISTING I-1B, I-2B, I-3B SIGNS AND POST
INSTALL I-1B, I-2B, I-3B SIGNS

SAN DIEGO

METROPOLITAN TRANSIT DEVELOPMENT BOARD

CONFORMED DRAWINGS

OLD TOWN TRANSIT CENTER
TROLLEY & BUS SHELTER IMPROVEMENTS
CONTRACT LRT-553.5



MTS

EARTH TECH
9675 BUSINESSPARK AVENUE SUITE 110, SAN DIEGO, CA. 92131

JUNE 12, 1997

AS BUILT
Bend Helgren
Contract No. LRT-553.5
Date 12-19-97

JOB NUMBER 16459 FILE ACAD R12 COV553-5.DWG DATE PLOTTED 3-21-97

OLD TOWN TROLLEY & BUS SHELTER IMPROVEMENTS
LRT - 553.5 CONFORMED 6/12/97

277

MTS DOC NO. PW1355.0-22, WOA355-AE-P5

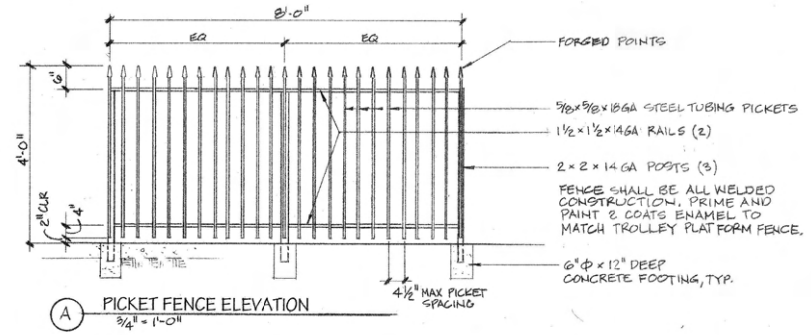

A PICKET FENCE ELEVATION
3/4" = 1'-0"

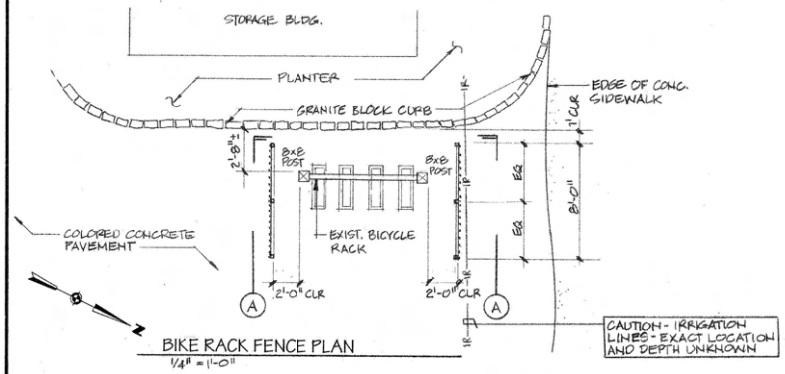

BIKE RACK FENCE PLAN
1/4" = 1'-0"

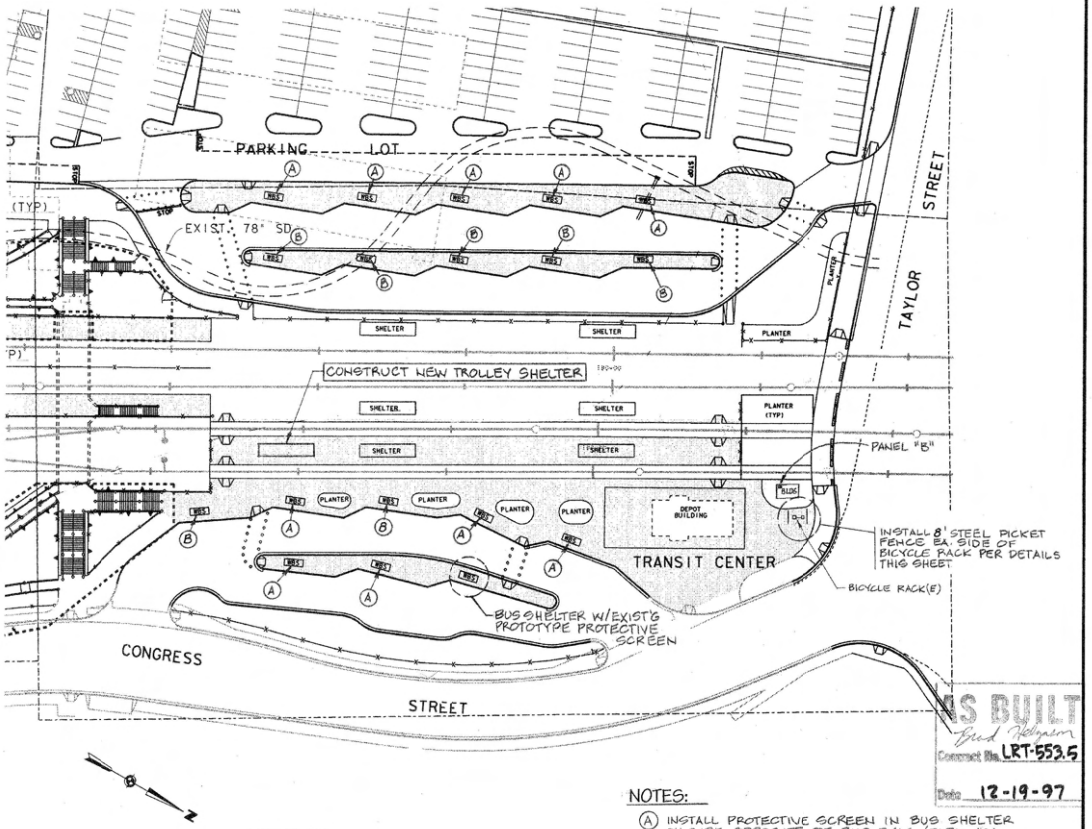

SITE PLAN
1" = 40'

AS BUILT
Brad Holgum
Contract No. LRT-553.5
Date 12-19-97

NOTES:

(A) INSTALL PROTECTIVE SCREEN IN BUS SHELTER ON SIDE OPPOSITE OF BUS BAY. (TOTAL 10)

(B) INSTALL MODIFIED PROTECTIVE SCREEN THIS BUS SHELTER (TOTAL 7)

NO.	DATE	REVISIONS	BY	CHK	APRV
	12-15-97	AS-BUILT	C.E		
	6/12/97	CONFORMED	BEC	KAG	
0	5/8/97	ISSUE FOR BID			

EARTH TECH
9675 BUSINESSPARK AVENUE SUITE 110, SAN DIEGO, CA. 92131

REGISTERED PROFESSIONAL ENGINEER — KARL A. GOLDSMITH — No. E-13572 — Exp 9-30-97 — CIVIL — STATE OF CALIFORNIA

DESIGNED BY	KAG	DATE 3/97
DRAWN BY		
CHECKED BY		
MTDB PRJ. ENG.		

MTDB
Metropolitan Transit Development Board
1255 Imperial Avenue, Suite 1000, San Diego, CA 92101-7490 (619) 231-1466

LIGHT RAIL GUIDEWAY PROJECT
San Diego

OLD TOWN TRANSIT CENTER
TROLLEY & BUS SHELTER SITE PLAN

SCALE	AS NOTED
MTDB CONTRACT NO.	LRT-553.5
DRAWING NO.	C-1
SHEET NO.	1

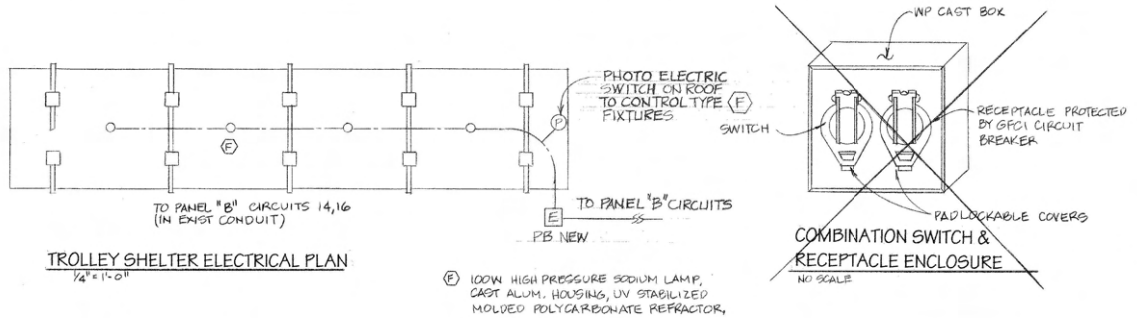

TROLLEY SHELTER ELECTRICAL PLAN
1/4" = 1'-0"

COMBINATION SWITCH & RECEPTACLE ENCLOSURE
NO SCALE

(A) PLATFORM PART SECTION
1" = 1'-0"

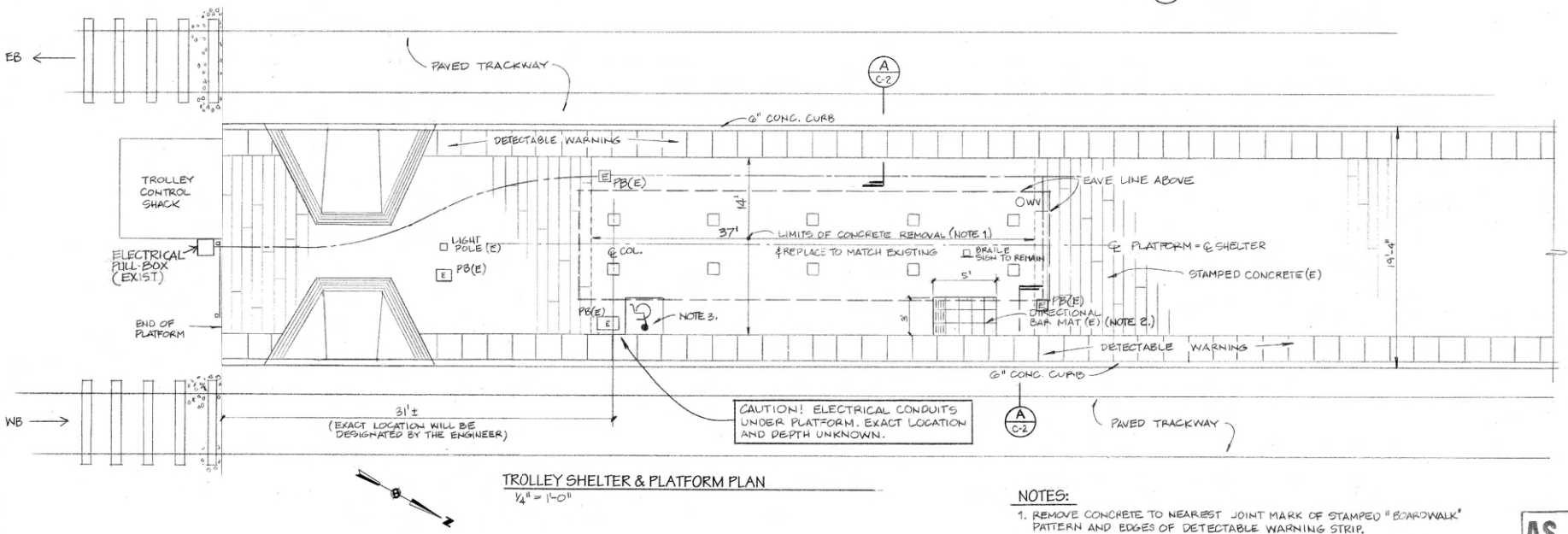

TROLLEY SHELTER & PLATFORM PLAN
1/4" = 1'-0"

NOTES:
1. REMOVE CONCRETE TO NEAREST JOINT MARK OF STAMPED "BOARDWALK" PATTERN AND EDGES OF DETECTABLE WARNING STRIP.
2. REMOVE DIRECTIONAL BAR MAT AND REINSTALL AFTER PLATFORM CONCRETE PAVING IS REPLACED

AS BUILT
Brad Helgason
Contract No. LRT-553.5
Date 12-19-97

NO.	DATE	REVISIONS	BY	CHK	APRV
	12-19-97	AS-BUILT	CE		
	6/12/97	CONFORMED	GEC	KAG	
0	5/8/97	ISSUE FOR BID			

EARTH TECH
9675 BUSINESSPARK AVENUE SUITE 110, SAN DIEGO, CA. 92131

REGISTERED PROFESSIONAL ENGINEER KEITH L. CATTERLY No. 21702 Exp. 3-31-97 CIVIL STATE OF CALIFORNIA

	DATE
DESIGNED BY	3/97
DRAWN BY	
CHECKED BY	
MTDB PRJ. ENG.	

MTDB
Metropolitan Transit Development Board
1255 Imperial Avenue, Suite 1000, San Diego, CA 92101-7490 (619) 231-1466

LIGHT RAIL GUIDEWAY PROJECT
San Diego

OLD TOWN TRANSIT CENTER
TROLLEY SHELTER & PLATFORM PLAN

SCALE	
AS NOTED	
MTDB CONTRACT NO.	
LRT-553.5	
DRAWING NO.	SHEET NO.
C-2	2

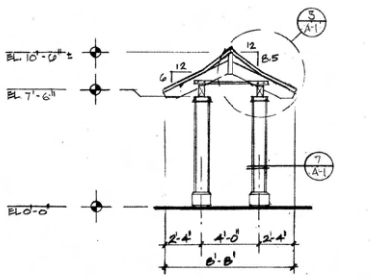

1 A-1 TROLLEY SHELTER SECTION
SCALE 1/4" = 1'-0"

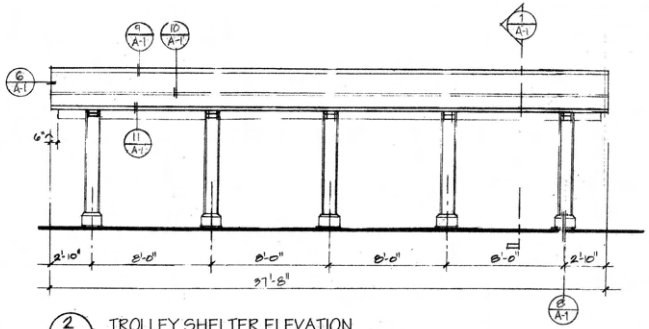

2 A-1 TROLLEY SHELTER ELEVATION
SCALE 1/4" = 1'-0"

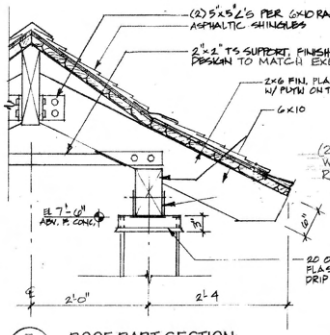

5 A-1 ROOF PART SECTION
1" = 1'-0"

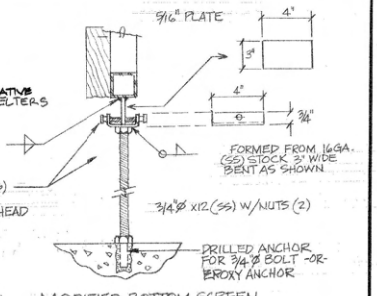

MODIFIED BOTTOM SCREEN SUPPORT (SEE SHT. 4)

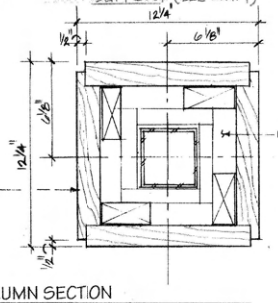

7 A-1 COLUMN SECTION
3" = 1'-0"

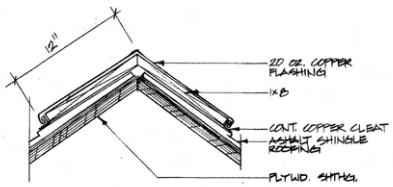

9 A-1 RIDGE FLASHING
3" = 1'-0"

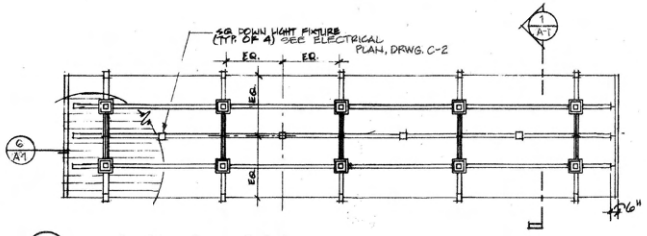

3 A-1 REFLECTED CEILING PLAN
1/4" = 1'-0"

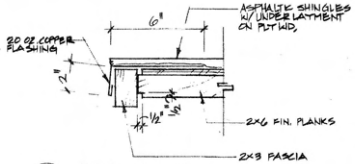

6 A-1 EDGE FLASHING
3" = 1'-0"

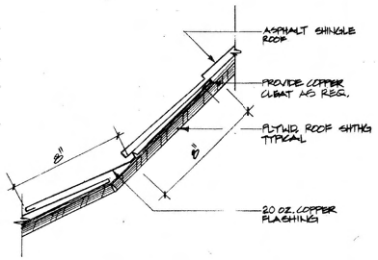

10 A-1 ROOF FLASHING
3" = 1'-0"

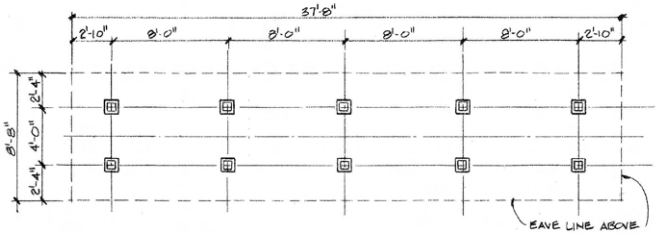

4 A-1 SHELTER FLOOR PLAN
1/4" = 1'-0"

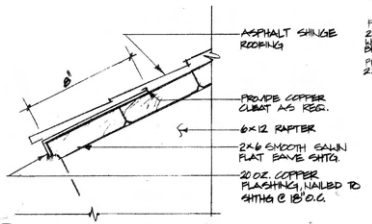

11 A-1 EAVE FLASHING
3" = 1'-0"

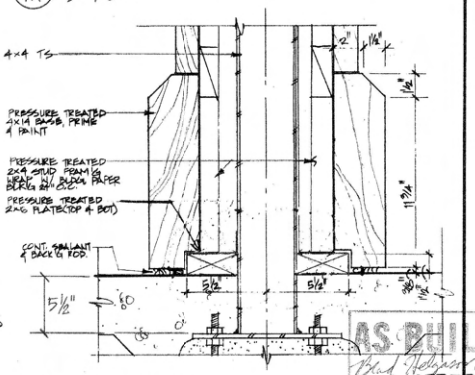

8 A-1 COLUMN BASE
3" = 1'-0"

AS-BUILT
Brad Johnson
Contract No. LRT-553.5
Date 12-19-97

NO.	DATE	REVISIONS	BY	CHK	APRV
	12-19-97	AS-BUILT AND 1. DIM. 2. DETAIL.	C.E.		
	6/12/97	CONFORMED	GEC	KAG	
0	5/8/97	ISSUE FOR BID			

EARTH TECH
9675 BUSINESSPARK AVENUE SUITE 110, SAN DIEGO, CA 92131

REGISTERED PROFESSIONAL ENGINEER — KEITH V. CALDWELL — No. M-19127 — Exp. 9-30-97 — CIVIL — STATE OF CALIFORNIA

DESIGNED BY	KAG	DATE 3/97
DRAWN BY		
CHECKED BY		
MTDB PRJ. ENG.		

MTDB
Metropolitan Transit Development Board
1255 Imperial Avenue, Suite 1000, San Diego, CA 92101-7490 (619) 231-1466

LIGHT RAIL GUIDEWAY PROJECT
San Diego

OLD TOWN TRANSIT CENTER
TROLLEY SHELTER ARCHITECTURAL DETAILS

SCALE	
AS NOTED	
MTDB CONTRACT NO.	
LRT-553.5	
DRAWING NO.	SHEET NO.
A-1	3

MTS DOC NO. P/W1355.0-22, WOA355-AE-75

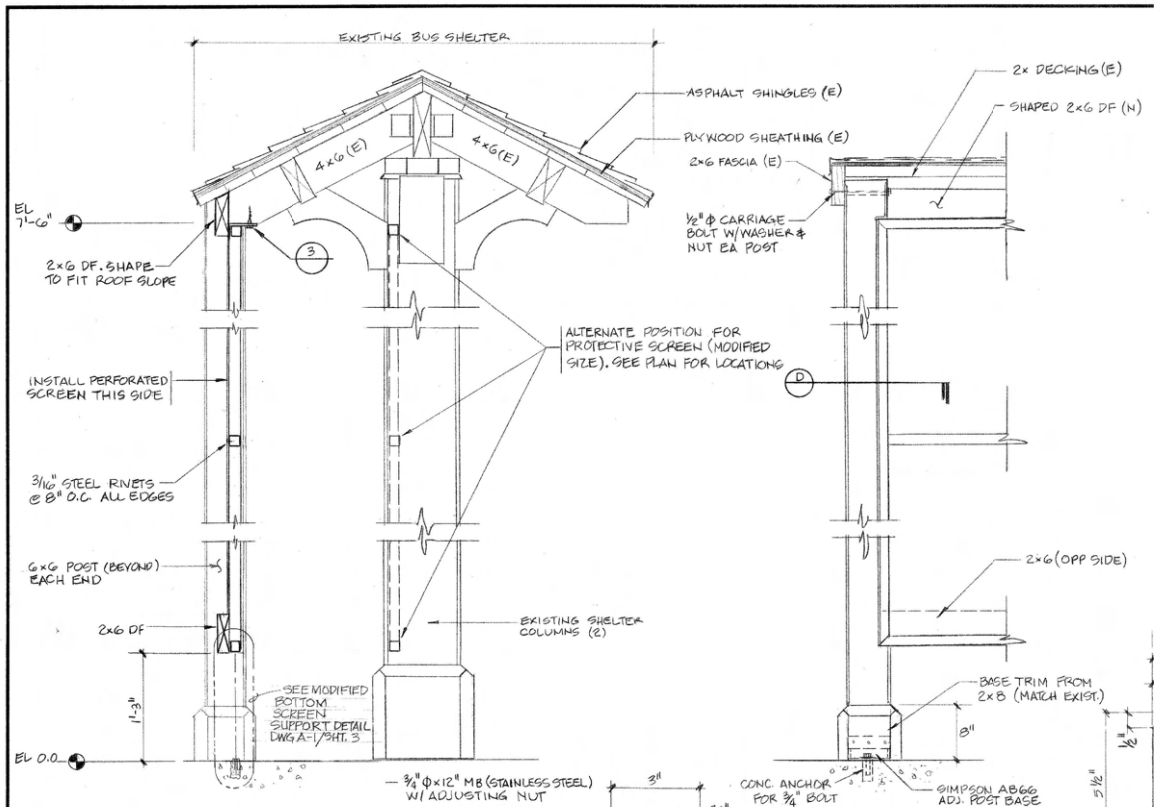

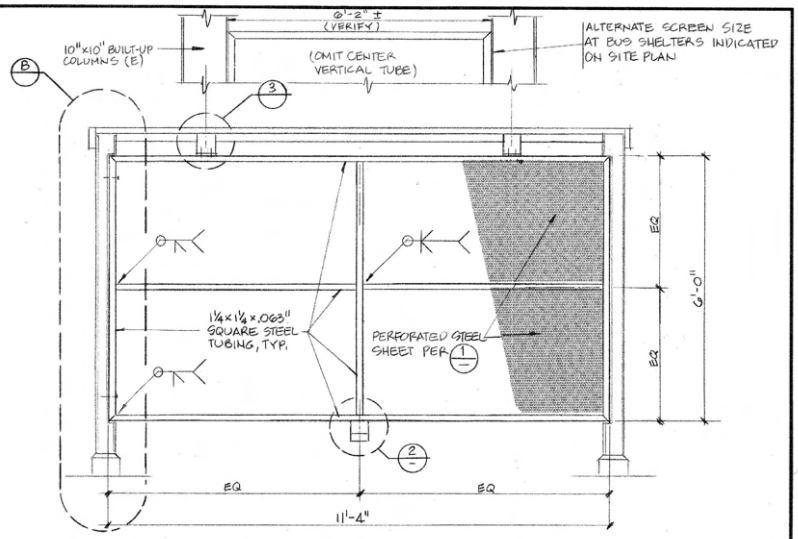

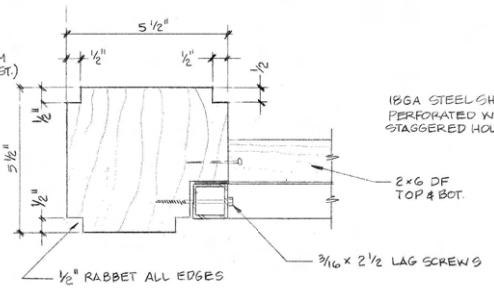

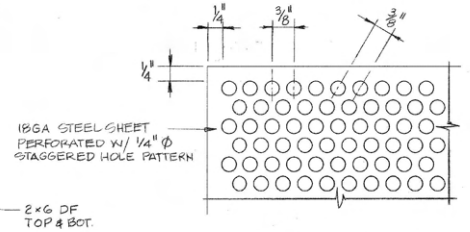

AS BUILT
Bud Helgren
Contract No. LRT-553.5
Date 12-19-97

NO.	DATE	REVISIONS	BY	CHK	APRV
	12-19-97	AS-BUILT	CE		
	6/12/97	CONFORMED	GEC	KAG	
0	5/8/97	ISSUE FOR BID			

EARTH TECH
9675 BUSINESSPARK AVENUE SUITE 110, SAN DIEGO, CA 92131

REGISTERED PROFESSIONAL ENGINEER KEITH A. CALLENDER No. C 45277 CIVIL STATE OF CALIFORNIA

DESIGNED BY	KAG
DRAWN BY	
CHECKED BY	
MTDB PRJ. ENG.	
DATE	3/97

MTDB
Metropolitan Transit Development Board
1255 Imperial Avenue, Suite 1000, San Diego, CA 92101-7490 (619) 231-1466

LIGHT RAIL GUIDEWAY PROJECT
San Diego

OLD TOWN TRANSIT CENTER
BUS SHELTER PROTECTIVE SCREEN DETAILS

SCALE	AS NOTED
MTDB CONTRACT NO.	LRT-553.5
DRAWING NO.	A-2
SHEET NO.	4

281

MTS DOC NO. PW1355.0-22, WOA355-AE-75

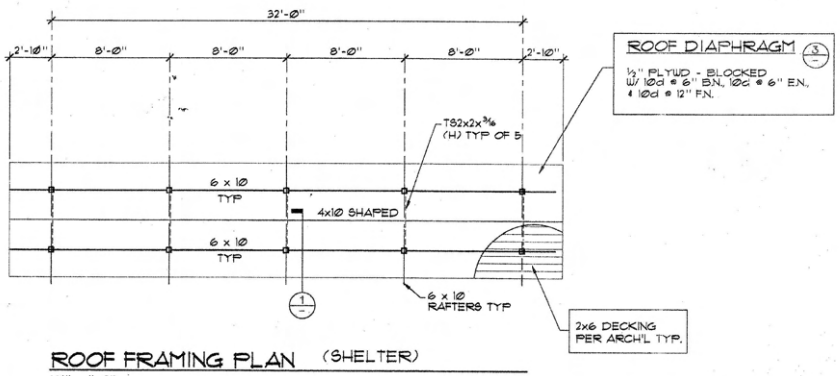

ROOF FRAMING PLAN (SHELTER)

1/4" = 1'-Ø"

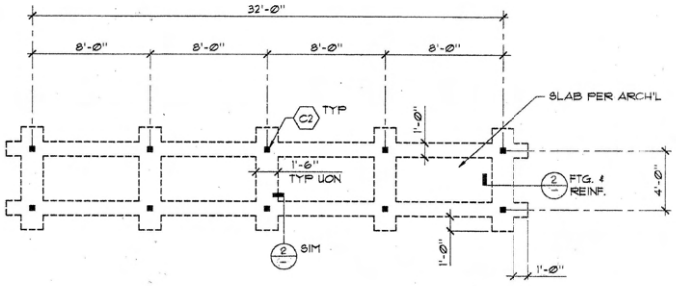

FOUNDATION PLAN (SHELTER)

1/4" = 1'-Ø"

COLUMN SCHEDULE			
MARK	COLUMN SIZE	BASE PL (U.O.N. ON DETAILS)	ANCHOR BOLTS
C1	TS3½ x 3½ x 3/16	PL¾ x 9 x Ø'-9"	
C2	TS4 x 4 x ¼	PL½ x 10 x Ø'-10"	4 - ¾" DIA.

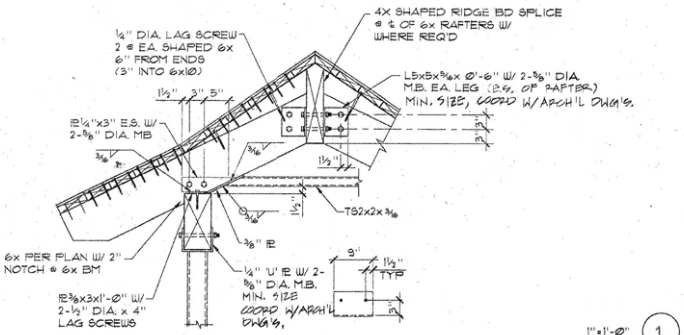

1"=1'-Ø" (1)

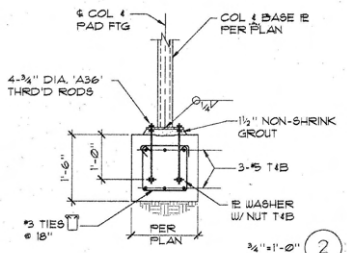

¾"=1'-Ø" (2)

AS BUILT
Brad Helgason
LRT-553.5
12-19-97

NO.	DATE	REVISIONS	BY	CHK	APRV
	12-19-97	AS-BUILT	CE		
	6-12-97	CONFORMED	GEC	KAS	
0	5/8/97	ISSUE FOR BID			

EARTH TECH
9675 BUSINESSPARK AVENUE SUITE 110, SAN DIEGO, CA 92131

REGISTERED PROFESSIONAL ENGINEER KEVIN A. SALLEE C-14877 Exp 6-30-97 STATE OF OKLAHOMA

DESIGNED BY	DATE
KAS	5/97
DRAWN BY	
CHECKED BY	
MTDB PRJ. ENG.	

MTDB
Metropolitan Transit Development Board
1255 Imperial Avenue, Suite 1000, San Diego, CA 92101-7490 (619) 231-1466

LIGHT RAIL GUIDEWAY PROJECT
San Diego

OLD TOWN TRANSIT CENTER
TROLLEY SHELTER STRUCTURAL DETAILS

SCALE	
AS NOTED	
MTDB CONTRACT NO.	
LRT-553.5	
DRAWING NO.	SHEET NO.
S-1	5

LIST OF EQUIPMENT AND CONSTRUCTION NOTES

1. PROVIDE ONE (1) FAN COIL. FAN COIL SHALL BE CARRIER MODEL 40-QNB009, 3/4 TON CAPACITY, 115 VOLT, SINGLE PHASE, 60 HZ WITH A WEIGHT OF 18.7 LBS. UNIT TO HAVE 10" CLEARANCE ON TOP, RIGHT AND LEFT SIDES AND LOCATED WITHIN THE CCTV SECURITY MONITORING AREA AS SHOWN ON PLAN.
2. PROVIDE ONE (1) CONDENSER UNIT. CONDENSER SHALL BE CARRIER MODEL 38-AN009, 3/4 TON CAPACITY, 115 VOLT, SINGLE PHASE, 60 HZ WITH A WEIGHT OF 55.0 LBS. UNIT TO HAVE 4" MINIMUM CLEARANCE ON COIL SIDE, 24" ON FAN SIDE, 30" ON SERVICE SIDE AND MOUNTED ON A 5/8" PLYWOOD SUBBASE. SUBBASE TO BE EQUIPPED WITH A 3/4" THICK NEOPRENE PAD.
3. PROVIDE ACR TYPE COPPER TUBING REFRIGERANT LINES PER MANUFACTURER'S RECOMMENDATIONS.
4. PROVIDE COPPER TUBING CONDENSATE DRAIN LINE PER MANUFACTURER'S RECOMMENDATIONS.
5. PROVIDE 2'x2' MINIMUM OPENING IN ROOF SHEATHING AS SHOWN ON PLANS. OPENING TO BE LOCATED BETWEEN EXISTING ROOF RAFTERS.

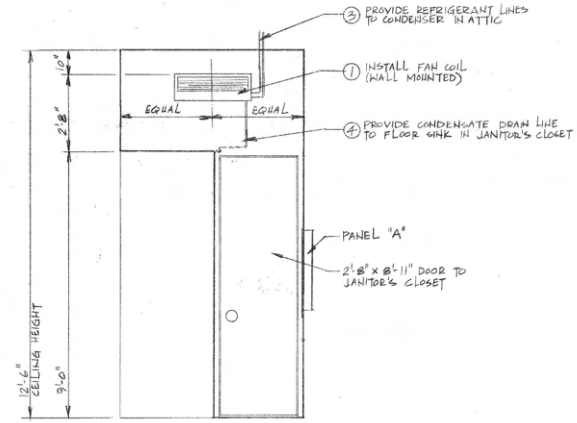

A WEST WALL ELEVATION (CCTV SECURITY MONITORING AREA)
SCALE: 1/2" = 1'-0"

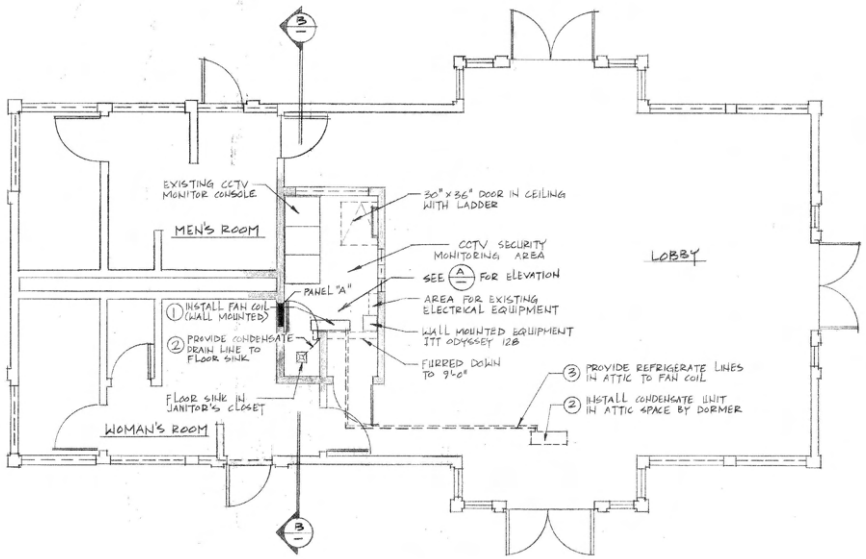

OLD TOWN DEPOT FLOOR PLAN
SCALE: 1/4" = 1'-0"

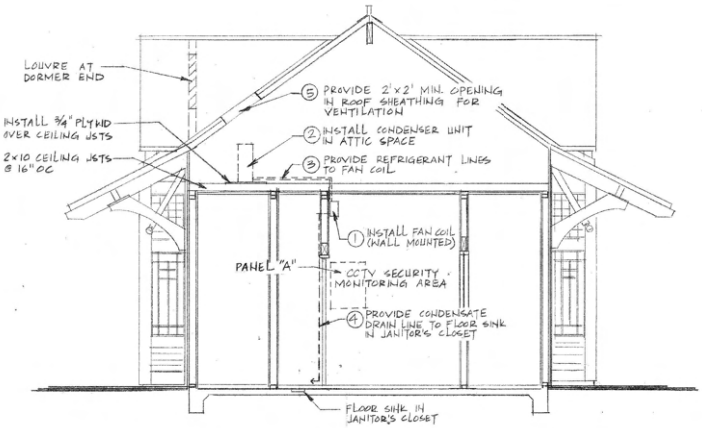

B BUILDING SECTION (WEST/EAST)
SCALE: 1/4" = 1'-0"

NO.	DATE	REVISIONS	BY	CHK	APRV

EARTH TECH
9675 BUSINESSPARK AVENUE SUITE 110, SAN DIEGO, CA. 92131

REGISTERED PROFESSIONAL ENGINEER KEITH A. GALLISTEL C-18373 CIVIL STATE OF CALIFORNIA

	DATE
DESIGNED BY FEO	03-97
DRAWN BY FEO	03-97
CHECKED BY KAG	03-97
MTDB PRJ. ENG. D. RAGLAND	04-97

MTDB
Metropolitan Transit Development Board
1255 Imperial Avenue, Suite 1000, San Diego, CA 92101-7490 (619) 231-1466

OLD TOWN TRANSIT CENTER
SECURITY MONITORING ROOM
AIR CONDITIONING INSTALLATION

SCALE: AS NOTED
MTDB CONTRACT NO.: LRT-553.6
DRAWING NO.: M1
SHEET NO.: 1

MTS DOC NO. PWL355.0-22, WOA355-AE-75

ATTACHMENT B
NEGOTIATED FEE PROPOSAL

Work Order Estimate Summary

MTS Doc. No.

Work Order No. WOAXXX-AE-75

Attachment: B

Work Order Title: Old Town Transit Center Wayfinding Signage Design Services

Project No:

Table 1 - Cost Codes Summary (Costs & Hours)

Item	Cost Codes	Cost Codes Description	Total Costs
1			
2			
		Totals =	

Table 2 - TASKS/WBS Summary (Costs & Hours)

Item	TASKS/WBS	TASKS/WBS Description	Labor Hrs	Total Costs
1		Project Management and Coordination	168.0	36,926.8
2		Outside Agency Coordination and Approvals	70.0	15,364.2
3		Survey and Goetechnical Engineering During Design	339.0	58,032.1
4		Design, Specifications, and Estimate	1,348.0	276,438.9
5		Construction Procurement Bid Support	166.0	35,744.6
6		Design Support During Construction (DSDC)		
		Totals =	**2,091.0**	**$422,506.60**

Table 3 - Consultant/Subconsultant Summary (Costs & Hours)

(If Applicable, Select One)				Consultant	Labor Hrs	Total Costs
DBE	DVBE	SBE	Other			
				Psomas	940.0	$176,991.65
				Anil Verma Associates	1,151.0	$245,514.94
				Totals =	**2,091.0**	**$422,506.60**

Work Order Estimate Summary

Consultant/Subconsultant: **Psomas**

Total Hours = **940**

Total Costs = **$176,991.65**

Work Order Title: **Old Town Transit Center Wayfinding Signage Design Services**

Item	TASKS/WBS	TASKS/WBS Description	ODCs (See Attachment)	Admin - 3	CADD - Senior	Contract Manager	Engineer - 2	Engineer - Senior	Engineer - Principal	Engineer - 3	Field Technician - 2	Field Technician - 3	Field Technician - Senior	Project Manager	Surveyor 2	Surveyor -3	Surveyor - Senior	Task Manager	Technical Expert	Technical Expert (Survey)	Total Hours	Totals
				$ 116.92	$ 145.75	$ 196.68	$ 167.32	$ 261.95	$ 274.38	$ 218.08	$ 90.06	$ 143.45	$ 171.88	$ 241.82	$ 117.95	$ 150.20	$ 203.06	$ 243.18	$ 312.38	$ 305.13		
1	**Task 1**	**Project Management and Coordination**																				
	1.1 Project Management and Coordination				30				12	4									1		47	$10,377.70
	1.2 Meetings including agendas, minutes, materials			20	20				10												50	$9,592.38
	1.3 Schedule				12				2												14	$2,908.93
	1.4 Status reports				12				2												14	$2,908.93
	1.5 QA/QC						20														20	$5,238.96
		Subtotals (Hours) =	N/A	20	74		20	26	4										1		145	$31,026.90
		Subtotals (Costs) =		$2,914.97	$14,554.40		$5,238.96	$7,133.84	$872.34										$312.38		**145**	**$31,026.90**
2	**Task 2**	**Outside Agency Coordination and Approvals**																				
	2.1 Stakeholder		$793.75	11	13		4	4													32	$7,099.15
	2.2 Coordination			7	7		3	4													21	$4,280.37
	2.3 As builts			4	2																6	$976.36
	2.4 Site visit with MTS		$21.75	4	4			3													11	$2,214.60
		Subtotals (Hours) =	N/A	26	26		7	11													70	$14,570.47
		Subtotals (Costs) =	$815.50	$3,789.47	$5,113.71		$1,833.64	$3,018.16													**70**	**$14,570.47**
3	**Task 3**	**Survey and Goetechnical Engineering During Design**																				
	3.1A Design Survey											40	40	6	40	105	8	16	4	2	261	$41,928.28
	3.1B Data Collection and review		$21.75	16	10																26	$4,320.54
		Subtotals (Hours) =	N/A	16	10							40	40	6	40	105	8	16	4	2	287	$46,248.82
		Subtotals (Costs) =	$21.75	$2,331.98	$1,966.81							$5,738.04	$6,875.30	$1,450.90	$4,717.94	$15,770.92	$1,624.45	$3,890.94	$1,249.53	$610.26	**287**	**$46,248.82**
4	**Task 4**	**Design, Specifications, and Estimate**																				
	4.1 Drawings				40				10												50	$10,611.03
	4.1.1 Demolition Plans			30																	30	$4,372.46
	4.1.2 Improvement Plans																					
	4.1.2 a Improvements Plans - Pavement			30																	30	$4,372.46
	4.1.2 b Improvement Plans - Landscaping																					
	4.1.2 c Improvement Plans - Irrigation																					
	4.1.3 Wayfinding Signage Plans																					
	4.1.3 a Wayfinding Signage Plans - Sign Layouts, Types and																					
	4.1.3 b Wayfinding Signage Plans - Structural									130									14		144	$32,724.40
	4.1.4 Erosion and Sedimentation Control Plans			30																	30	$4,372.46
	4.1.5 Electrical Plans																					
	4.2 60,90, 100% submittals			20	30		8	10													68	$13,654.78
	4.3 Technical Specifications			30	12			2													44	$7,281.39
	4.4 Construction cost estimate and bid form				6																6	$1,180.09
		Subtotals (Hours) =	N/A	140	88		8	22	130										14		402	$78,569.06
		Subtotals (Costs) =		$20,404.82	$17,307.93		$2,095.59	$6,036.33	$28,351.03										$4,373.37		**402**	**$78,569.06**
5	**Task 5**	**Construction Procurement Bid Support**																				
	5.1 Bid RFIs			16	16				4												36	$6,576.39
	5.2 Front end division 1 specs																					
		Subtotals (Hours) =	N/A	16	16				4												36	$6,576.39
		Subtotals (Costs) =		$2,331.98	$3,146.90				$1,097.51												**36**	**$6,576.39**
6	**Task 6**	**Design Support During Construction (DSDC)**																				
	6.1 Construction Meetings																					
	6.2 Submittal/Shop Drawing review																					
	6.3 RFIs																					
	6.4 Site visits																					
		Subtotals (Hours) =	N/A																			
		Subtotals (Costs) =																				
	Totals (Summary) =													**Totals =**							**940**	**$176,991.65**
	Total (Hours) =		N/A	218	214		35	63	134		40	40	6	40	105	8	16	19	2		940	
	Total (Costs) =		$837.25	$31,773.22	$42,089.74		$9,168.19	$17,285.85	$29,223.37		$5,738.04	$6,875.30	$1,450.90	$4,717.94	$15,770.92	$1,624.45	$3,890.94	$5,935.29	$610.26			$176,991.65
	Percentage of Total (Hours) =		N/A	23%	23%		4%	7%	14%		4%	0.04255319	0.00638298	0.04255319	0.11170213	0.00851064	0.017021277	0.020212766	0.00212766		100%	
	Percentage of Total (Costs) =		0%	18%	24%		5%	10%	17%		3%	0.03884532	0.00819759	0.02665631	0.08910542	0.00917813	0.021983735	0.033534295	0.00344794			82%

Work Order Estimate
Summary

Consultant/Subconsultant: Psomas/Anil Verma Associates, Inc.

Total Hours = 1,151

Total Costs = $245,514.94

Work Order Title: Old Town Transit Center Wayfinding Signage Design Services

Item	TASKS/WBS	TASKS/WBS Description	ODCs (See Attachment)	Architect-Principal	Architect - Senior	Architect-3 QA/QC	Architect-3 (Designer)	Planner-2 (Arch. CADD)	Engineer-Senior	Planner-2 (Electric)	Architect - Senior (Landscape)	Planner-2 (Landscape)		Total Hours	Totals
				$ 514.98	$ 244.77	$ 200.72	$ 200.72	$ 167.59	$ 285.65	$ 167.59	$ 244.77	$ 167.59	$ -		
1	Task 1	Project Management and Coordination													
	1.1 Project Management and Coordination			1	18									19	$4,920.79
	1.2 Meetings including agendas, minutes, materials														
	1.3 Schedule														
	1.4 Status reports				4									4	$979.07
	1.5 QA/QC														
		Subtotals (Hours) =	N/A	1	22									23	$5,899.86
		Subtotals (Costs) =		$514.98	$5,384.88									**23**	**$5,899.86**
2	Task 2	Outside Agency Coordination and Approvals													
	2.1 Stakeholder														
	2.2 Coordination														
	2.3 As builts														
	2.4 Site visit with MTS		$793.75												
		Subtotals (Hours) =	N/A												
		Subtotals (Costs) =	$793.75												**$793.75**
3	Task 3	Survey and Goetechnical Engineering During Design													
	3.1A Design Survey														
	3.1B Data Collection and review		$862.50		8		20			12	12			52	$11,783.24
		Subtotals (Hours) =	N/A		8		20			12	12			52	$11,783.24
		Subtotals (Costs) =	$862.50		$1,958.14		$4,014.35			$2,011.05	$2,937.21			**52**	**$11,783.24**
4	Task 4	Design, Specifications, and Estimate													
	4.1 Drawings		$862.50												$862.50
	4.1.1 Demolition Plans														
	4.1.2 Improvement Plans														
	4.1.2 a Improvements Plans - Pavement														
	4.1.2 b Improvement Plans - Landscaping				4						20	40		64	$12,577.90
	4.1.2 c Improvement Plans - Irrigation				4						60	12		76	$17,676.14
	4.1.3 Wayfinding Signage Plans														
	4.1.3 a Wayfinding Signage Plans - Sign Layouts, Types and Finishes			2	12	80	248	120						462	$89,913.00
	4.1.3 b Wayfinding Signage Plans - Structural														
	4.1.4 Erosion and Sedimentation Control Plans														
	4.1.5 Electrical Plans				12				20	40				72	$15,353.69
	4.2 60,90, 100% submittals				24	30	24		9	9	12	12		132	$28,832.01
	4.3 Technical Specifications				6	48			20		12			86	$19,753.24
	4.4 Construction cost estimate and bid form				4		6			6	6			54	$12,901.40
		Subtotals (Hours) =	N/A	2	66	158	278	120	49	55	110	64		946	$197,869.88
		Subtotals (Costs) =	$862.50	$1,029.97	$16,154.63	$31,713.37	$55,799.48	$20,110.46	$13,996.83	$9,217.30	$26,924.39	$10,725.58		**946**	**$197,869.88**
5	Task 5	Construction Procurement Bid Support													
	5.1 Bid RFIs		$1,700.00		8	24	16		2	16	16			82	$18,855.81
	5.2 Front end division 1 specs														
					4	4	8	16	8		8			48	$10,312.41
		Subtotals (Hours) =	N/A		12	28	24	16	10	16	24			130	$29,168.22
		Subtotals (Costs) =	$1,700.00		$2,937.21	$5,620.09	$4,817.22	$2,681.40	$2,856.50	$2,681.40	$5,874.41			**130**	**$29,168.22**
6	Task 6	Design Support During Construction (DSDC)													
	6.1 Construction Meetings														
	6.2 Submittal/Shop Drawing review														
	6.3 RFIs														
	6.4 Site visits														
		Subtotals (Hours) =	N/A												
		Subtotals (Costs) =													
	Totals (Summary) =													**1,151**	**$245,514.94**
	Total (Hours) =		N/A	3	108	186	322	136	59	83	146	64		1151	
	Total (Costs) =		$4,218.75	$1,544.95	$26,434.85	$37,333.46	$64,631.05	$22,791.86	$16,853.33	$13,909.74	$35,736.00	$10,725.58			$244,721.19
	Percentage of Total (Hours) =		N/A	0%	9%	16%		12%	5%	7%	13%	6%		72%	
	Percentage of Total (Costs) =		2%	1%	11%	15%		9%	7%	6%	15%	4%			74%

Work Order Estimate Summary

Consultant/ Subconsultant: **Psomas**

Work Order Title: **Old Town Transit Center Wayfinding Signage Design Services**

TASKS/WBS (1-5)

ODC Item	Description	Unit	Unit Cost	Task 1		Task 2		Task 3		Task 4		Task 5	
				Quantity	Total	Quantity	Total	Quantity	Total	Quantity	Total	Quantity	Total
1	Travel / Mileage	Miles	$0.725			30	$21.75	30	$21.75				
2													
3													
4													
5													
6													
7													
8													
9													
10													
				Subtotal =		Subtotal =	**$21.75**	Subtotal =	**$21.75**	Subtotal =		Subtotal =	

TASKS/WBS (6-10)

ODC Item	Description											Totals	
		Quantity	Total	Quantity	Total	Quantity	Total	Quantity	Total	Quantity	Total	Quantity	Total
1	Travel / Mileage											**60**	**$43.50**
2													
3													
4													
5													
6													
7													
8													
9													
10													
		Subtotal =		Subtotal =		Subtotal =		Subtotal =		Subtotal =		**Totals =**	**$43.50**

Work Order Estimate Summary

Consultant/ Subconsultant: **Psomas/Anil Verma Associates, Inc.**

Work Order Title: **Old Town Transit Center Wayfinding Signage Design Services**

TASKS/WBS (1-5)

ODC Item	Description	Unit	Unit Cost	Task 1		Task 2		Task 3		Task 4		Task 5	
				Quantity	Total	Quantity	Total	Quantity	Total	Quantity	Total	Quantity	Total
1	Travel / Mileage	Miles	$0.725			750	$543.75	500	$362.50	500	$362.50	2,000	$1,450.00
2	Reproductions	Allow	$50.00					10	$500.00	10	$500.00		
3	Deliveries	Allow	$50.00			5	$250.00					5	$250.00
4													
5													
6													
7													
8													
9													
10													
				Subtotal =		Subtotal =	**$793.75**	Subtotal =	**$862.50**	Subtotal =	**$862.50**	Subtotal =	**$1,700.00**

TASKS/WBS (6-10)

ODC Item	Description											Totals	
		Quantity	Total	Quantity	Total	Quantity	Total	Quantity	Total	Quantity	Total	Quantity	Total
1	Travel / Mileage											**3,750**	**$2,718.75**
2	Reproductions											**20**	**$1,000.00**
3	Deliveries											**10**	**$500.00**
4													
5													
6													
7													
8													
9													
10													
		Subtotal =		Subtotal =		Subtotal =		Subtotal =		Subtotal =		**Totals =**	**$4,218.75**

Metropolitan Transit System

Agenda Item No. 14

MEETING OF THE SAN DIEGO METROPOLITAN TRANSIT SYSTEM
BOARD OF DIRECTORS

April 16, 2026

SUBJECT:

Recommended Changes to the Regional Comprehensive Fare Ordinance (Mark Olson)

RECOMMENDATION:

That the San Diego Metropolitan Transit System (MTS) Board of Directors forward a recommendation to SANDAG to make the changes to the Regional Comprehensive Fare Ordinance outlined in Attachment A

Budget Impact

Fare changes implemented in Calendar Year (CY) 2026 would provide approximately $9-$14 million in additional annual funding to help preserve more of MTS's service levels between now and 2030. Service efficiencies are also being studied to identify additional annual savings to support the 2030 fiscal cliff extension goal, for a total target of $22-$23 million per year to fill MTS's funding gap over the next four years.

Other efforts to reduce or resolve the structural budget deficit are being concurrently worked on, including: operational budget expense tightening; increasing non-fare revenue with increased advertising, real estate revenue, and cost recovery fees; Comprehensive Operational Analysis to determine options for service reductions if new long-term funding is not secured; advocacy for additional state or federal funding; and review of options for potential voter-approved taxes or fees.

DISCUSSION:

SANDAG is responsible for establishing the Regional Comprehensive Fare Ordinance[1] and, as part of that role, periodically conducts a Regional Transit Fare Structure Study ("Fare Change Study") in coordination with MTS and the North County Transit – San Diego Railroad (NCTD). SANDAG Board Policy No. 029,[2] establishes the following policy considerations for setting fares:

- A single, unified, regionwide fare policy and transfer system shall be maintained for MTS and NCTD.

[1] https://www.sandag.org/-/media/SANDAG/Documents/PDF/footer/legal/comprehensive-fare-ordinance.pdf
[2] https://www.sandag.org/about/-/media/D228D3F058E247BFB1D468E05D9401D3.ashx

San Diego Metropolitan Transit System (MTS) is a California public agency comprised of San Diego Transit Corp., San Diego Trolley, Inc. and San Diego and Arizona Eastern Railway Company (nonprofit public benefit corporations). MTS member agencies include the cities of Chula Vista, Coronado, El Cajon, Imperial Beach, La Mesa, Lemon Grove, National City, Poway, San Diego, Santee, and the County of San Diego. MTS is also the For-Hire Vehicle administrator for multiple cities in San Diego County.

- Fare revenues shall meet or exceed the level necessary to support the level of service provided given the current public subsidies available.
- The fare structure should be fair and equitable to all operators (MTS and NCTD) and passengers in the region.
- The fare policy shall promote seamless travel throughout the region by developing one common and easily understood fare structure throughout the region.

Fare revenue currently accounts for 17% of MTS's operating budget (approximately $81 million out of a $470 million budget for FY26). Over the last 7 years, fare revenue has reduced and not kept pace with operating expenses. In Fiscal Year 2019, fare revenue was 32% of MTS's operating budget ($92 million out of a $290 million budget).

As detailed in the Board's ongoing discussions about MTS's structural deficit, fare revenue is a key source of transit service funding. This necessitates periodic updates to a transit agency's fare structure to ensure prices reflect financial needs, market conditions, and ongoing technological improvements. On February 13, 2025 (Agenda Item (AI) 19), the MTS Board of Directors directed staff to collaborate with SANDAG and NCTD on a new Fare Change Study as part of the broader financial sustainability strategy to address the agency's projected budget shortfall.

As part of a fare change study, multiple phases of community engagement were conducted to understand rider priorities, sentiment, and how changing fares might affect them.

On December 18, 2025 (AI 13), staff provided an update to the Board on Phase I community engagement where MTS and NTCD riders were surveyed about the importance of service levels vs. the cost of riding. In general, survey respondents prioritized higher service levels over ride cost. Survey respondents also favored increasing fares over time rather than all at once, and increases to Day Passes rather than Monthly Passes were preferred. Respondents also overwhelmingly supported keeping fares low for Senior, Disabled, Medicare (SDM) riders.

Staff used this survey data, in conjunction with a review of peer agency fares and a minimum annual revenue target of $10 million, to create two fare increase packages, which were presented to the public as part of Phase II community engagement. The goals of Phase II were to understand tolerance to specific types of fare increases, identify pricing level sensitivity, and help inform a final package of fare changes.

Phase II community engagement took place in February and early March 2026. MTS staff hosted five workshops, five transit center outreach events, and an online survey. In total, more than 1,200 participants provided feedback on the two packages. Participants provided input on preferences between the two fare increase packages, if overall sentiment had changed between cost to ride vs. service levels after seeing the packages, a phasing approach to any increases, the option to eliminate fare capping to keep fare increases as minimal as possible, and general feedback on fares and service levels.

A draft report of community engagement results can be found in Attachment B. High-level findings from the two phases of community engagement include:

- Continued support to prioritize service levels over the cost to ride transit at all household income levels
- Phased approach to fare increases is preferred

- Keep fare capping in place, even if removing it could help MTS save money and/or lower the overall package costs

After the two phases of community engagement, staff is recommending fare changes for MTS services. The main Adult/SDM category breakdown is listed in the table below. The full fare category breakdown is included in Attachment A.

	Current	Phase 1: Fall 2026	Phase 2: Fall 2027
Adult **One-Way**	**$2.50**	**$3**	**$3.25**
SDM **One-Way**	**$1.25**	**$1.50**	**$1.50**
Adult **Day Pass**	**$6**	**$7**	**$7**
SDM **Day Pass**	**$3**	**$3.50**	**$3.50**
Adult **Month Pass**	**$72**	**$85**	**$95**
SDM **Month Pass**	**$23**	**$28**	**$30**
Projected Annual **Revenue Increase**		**$9 million** per year	**$14.2 million** per year
Projected Annual **Ridership Loss**		**1.8 million**	**2.8 million**

Staff recommends this fare change package for the following reasons:

- Clear tolerance for fare increases based on the public's desire to prioritize service levels over the cost to ride
- Increasing Adult Month Pass price is critical to reach revenue goals (88% of fare revenue obtained from adult pass category)
- Adult Month Pass falls in line with peer agency price points (six peer transit agencies examined were between $85 - $126)
- Provides enough support in the near-term for financial sustainability strategy
- Phased approach provides flexibility to see what other funding can be found

NEXT STEPS:

If approved by the MTS and NCTD Boards of Directors, the SANDAG Transportation Committee would consider to approve the fare policy changes at its May 15, 2026, meeting. SANDAG's

Public Participation Policy, Policy No. 025,[3] Section E, includes various public outreach requirements before consideration of any fare change. Today's MTS Board meeting discussion counts as the public meeting in the MTS service area required by SANDAG Policy No. 025, Section E(1.1).

If SANDAG takes action to amend the Regional Comprehensive Fare Ordinance, then MTS would subsequently adopt formal policy changes to amend its fare enforcement policy.

/s/ Sharon Cooney
Sharon Cooney
Chief Executive Officer

Key Staff Contact: Julia Tuer, 619.557.4515, Julia.Tuer@sdmts.com

Attachments: A. Recommended Fare Changes
B. Fare Change Study Draft Community Engagement Report

[3] https://www.sandag.org/about/-/media/72A38070A5A241BCB651C0D6757749EB.ashx

PROPOSED FARE CHANGES

	Current	Phase 1: Fall 2026	Phase 2: Fall 2027
Adult **One-Way**	$2.50	$3	$3.25
SDM **One-Way**	$1.25	$1.50	$1.50
Adult **Day Pass**	$6	$7	$7
SDM **Day Pass**	$3	$3.50	$3.50
Adult **Month Pass**	$72	$85	$95
SDM **Month Pass**	$23	$28	$30
Adult Rapid Premium **Express One-Way Pass**	$5	$6	$7
SDM Rapid Premium **One-Way Pass**	$2.50	$3	$3
Adult Rapid **Express Day Pass**	$12	$14	$16
SDM Rapid **Express Day Pass**	$6	$7	$7
Adult Rapid **Month Pass**	$100	$125	$140
SDM Rapid **Express Month Pass**	$32	$42	$45
Adult Rural **One-Way Pass**	$8	$10	$11
SDM Rural **One-Way Pass**	$4	$5	$5
MTS Access **One-Way Pass**	$5	$6	$6.50

DRAFT Transit Fare Change Study Public Outreach Report

DRAFT April 2026

SANDAG

Contents

Transit Fare Change Study Public Outreach Summary 3
Overview 3
Engagement Activities 6
Phase I: Research and Public Input 6
Phase II: Fare Change Alternatives Proposed 11
Phase III: Final Fare Change Proposal 17
Phase IV: Fare Change Implementation 17
Appendix: Detailed Survey Results 18
Sources 18
Demographics 18
Respondent Transit Travel Behavior 24
2025 Fare Survey Respondent Fare Policy Preferences 26
2026 Fare Survey Respondent Fare Policy Preferences 31

Transit Fare Change Study Public Outreach Summary

Overview

Transit fare revenue is an important part of the operating budgets of MTS and NCTD. Because of rising transit operations and maintenance costs and challenging economic times resulting in less overall sales tax revenue, transit operators in the San Diego region are predicting a 20-25% predicted budget shortfall by the year 2028.

At its February 13, 2025, meeting, the MTS Board of Directors voted to authorize staff to work with SANDAG and NCTD to conduct a transit fare change study which would consider multiple scenarios and estimate the effects on ridership and fare revenue. Beginning in May 2025, staff from the three agencies began to collaborate on the study.

California Senate Bill 1703 (Peace, 2003) assigns SANDAG the responsibility for setting a regional transit fare policy, including setting fares for transit services in the region. Board Policy No. 029 provides guidelines for setting a uniform, fair, and equitable region-wide fare system within the County of San Diego for the MTS and NCTD. After conducting the study and collecting feedback, MTS and NCTD may recommend changes to transit fares. Proposed fare changes can only be implemented through SANDAG's approval of an amendment to the Comprehensive Fare Ordinance.

Goals

In compliance with SANDAG's Board policy, public outreach regarding proposed changes in transit fares aims to:

1. Inform and involve public transit riders, stakeholders, and the general public in proposed changes in transit fares.
2. Identify the transportation needs of low-income, limited English speaking, and minority populations to fairly distribute benefits and burdens of transportation investments.
3. Eliminate participation barriers and engage minority and low-income populations in decision making regarding fare changes.

Project Audience

Groups engaged included but were not limited to: transit riders in the San Diego region, youth, older adults, disabled populations, low-income communities, minority communities, and limited-English-proficiency populations.

Stakeholder groups who were kept informed of the transit fare change study and public involvement opportunities included but were not limited to:

- SANDAG Transportation Committee
- NCTD Board members
- MTS Board members
- Community-based organizations (CBOs) that engage in transit advocacy (such as members of the Transportation Equity Working Group)

- CBOs that serve LEP communities
- CBOs that serve older adults
- CBOs that serve disabled populations
- CBOs that serve minority communities
- CBOs that serve low-income populations
- Labor unions
- Schools and Colleges

Outreach Phases

SANDAG, MTS, and NCTD developed a public participation plan for the transit fare change study consisting of four phases, as summarized in Table 1.

Table 1: Outreach Phase Summary

	Phase I	**Phase II**	**Phase III**	**Phase IV**
Purpose	Research and Public Input	Fare Change Alternatives Proposed	Final Fare Change Proposal	Fare Change Implementation
Timeline	Fall 2025	Winter 2026	Spring 2026	Summer 2026
Main Activities	• Informational presentations to MTS & NCTD Boards, SANDAG Transportation Committee • Public survey & pop-ups	• In person events (South, Central, East, & North) • Virtual engagement event • Presentations to MTS and NCTD Boards, SANDAG TC	• Public meetings in MTS and NCTD service areas • Recommendations by MTS and NCTD Boards • Two readings of fare change proposal at SANDAG TC meeting	• General public noticing

Title VI Compliance

To satisfy the requirements of SANDAG's Public Participation Plan (outlined in SANDAG's Board Policy 025, in compliance with Title VI), our engagement plan included:

- Outreach to various organizations, public agencies, business and environmental groups that serve low-income, BIPOC, disabled, older adults, and LEP populations in the region to involve low-income, BIPOC, disabled, older adults, LEP populations, CBOs, public agencies, and business and environmental groups.
- Considerations to make events materials ADA accessible, including ADA accessible locations chosen for our in-person popup events, and large text used on materials.
- Input opportunities in alternate formats, including a paper version of our survey for those who could not use the online mapping tool and staff available at in-person events to administer the survey orally for those visually impaired or without the ability to read.

- Translation of all print materials into Spanish, a Google Translate plug-in available in the online survey, bilingual staff provided at popup events where needed.

Bilingual Materials Example



Lessons Learned

Future outreach phases should continue to incorporate in-person outreach within the community at transit centers to intercept transit riders during their daily travel to collect feedback from a representative group of transit riders.

Considerations should be made regarding tactics to increase participation at the lowest income levels, as these were underrepresented in the survey participant sample (compared to previous efforts to survey transit riders).

Conclusion

Overall, this outreach campaign was a success based on the overall quantity of input received and varied demographics of participants. Public participation in this outreach phase impacts several key project deliverables and will be used to inform fare change scenario alternatives proposed in the following outreach phase.

Engagement Activities

SANDAG, MTS, and NCTD utilized a combination of online and digital communications tactics to raise awareness about the transit fare change study and gather public input from the public with interests in the study area in the plan development process.

Phase I: Research and Public Input

Public Survey

In collaboration, the three agencies developed a survey asking community members to provide their priorities regarding transit service weighed in balance with transit cost, along with brief demographic and transit ridership habit information.

The 2025 Transit Fare Change Study Survey (2025 Fare Survey) included responses from across the San Diego region, including both the MTS and NCTD services areas.

Community members could respond to the survey online via MTS's Social Pinpoint webpage related to the project, or they could respond to a paper version of the survey in person at a community pop-up event hosted at a transit center. The survey was open from October 6, 2025 to November 7, 2025.

Figure 1: Survey Tool

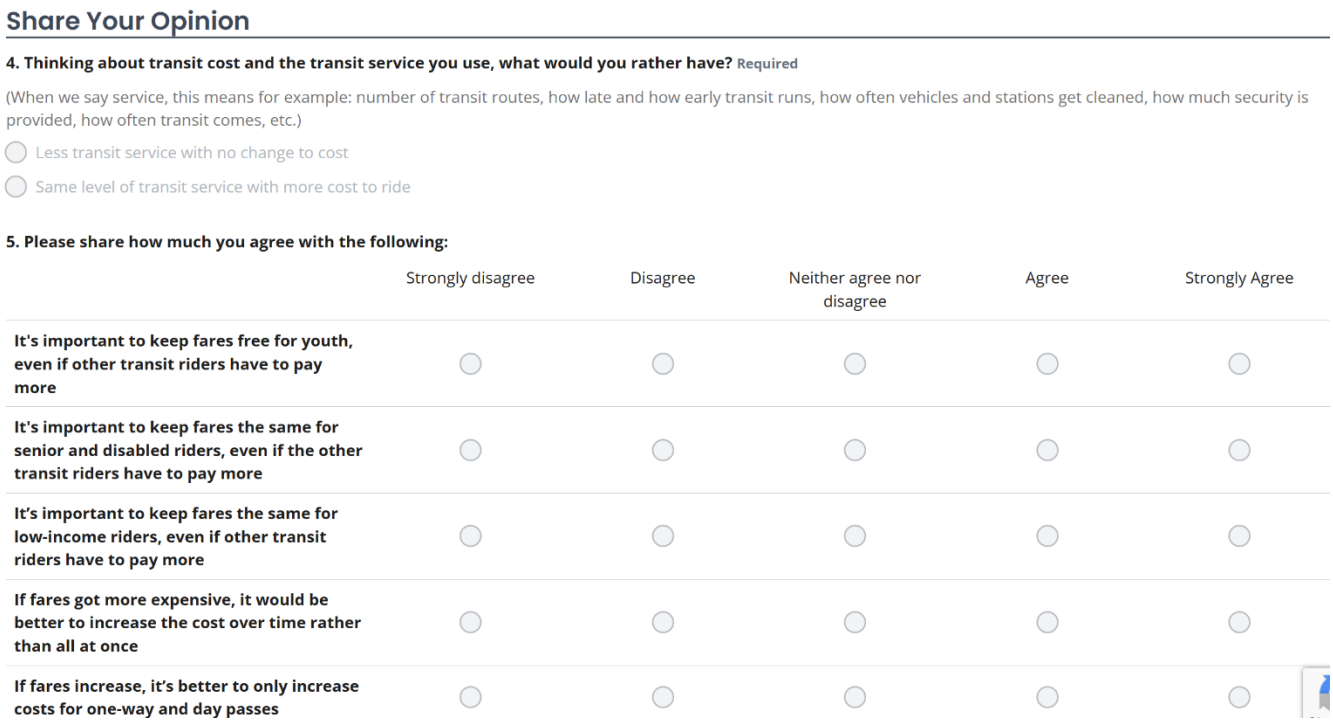

Share Your Opinion

4. Thinking about transit cost and the transit service you use, what would you rather have? Required

(When we say service, this means for example: number of transit routes, how late and how early transit runs, how often vehicles and stations get cleaned, how much security is provided, how often transit comes, etc.)

- ○ Less transit service with no change to cost
- ○ Same level of transit service with more cost to ride

5. Please share how much you agree with the following:

	Strongly disagree	Disagree	Neither agree nor disagree	Agree	Strongly Agree
It's important to keep fares free for youth, even if other transit riders have to pay more	○	○	○	○	○
It's important to keep fares the same for senior and disabled riders, even if the other transit riders have to pay more	○	○	○	○	○
It's important to keep fares the same for low-income riders, even if other transit riders have to pay more	○	○	○	○	○
If fares got more expensive, it would be better to increase the cost over time rather than all at once	○	○	○	○	○
If fares increase, it's better to only increase costs for one-way and day passes	○	○	○	○	○

Promotion

The survey was promoted digitally via:

- Organic social media posts
- Rider-insider newsletter

- NCTD rider newsletter
- PRONTO app takeover screen
- PRONTO webpage takeover
- Webpage sliders
- Hold messages for support services

And in-person via:

- Variable message signs within transit stations and stops
- Transit store digital signs
- Interior Trolley monitors
- Ticket vending machine screensaver
- Digital bus shelter ads
- Staff members from SANDAG, MTS, and NCTD at pop-up events

Survey Respondent Characteristics

A total of 5,786 survey responses were collected. The survey was not focused on youth under age 18, so youth responses were removed. This resulted in 5,680 eligible responses. Of the survey participants who opted into the demographic questions:

- Race/ethnicity: 39% white, 27% Hispanic/Latino, 19% two or more, 15% other.
- Ages 18-24: 17%, 25-34: 25%, 35-44: 18%, 45-54: 13%, 55-64: 12%, 65+: 14%.
- 30% of respondents had annual household income in 2024 of less than $30,000. 53% of respondents had annual household income in 2024 of less than $60,000.
- 72% of respondents live in households with fewer available vehicles than people.

Summary of Survey Feedback

The majority of respondents were regular transit users, with 44% of respondents riding transit at least five days per week, 40% riding one to four days a week, and 16% riding less than one day per week. 88% of respondents use MTS bus or Trolley as their most frequent transit mode, while 10% use NCTD BREEZE, SPRINTER, or COASTER as their most frequent transit mode. 50% of respondents use transit mainly to travel to work, 12% mainly use transit to travel to major events (e.g. sports, concerts), 11% mainly use transit to travel to school, and 26% mainly use transit for other purposes.

To assess respondents' preference of maintaining transit service compared to the cost to ride transit, respondents were asked "Thinking about transit cost and the transit service you use, what would you rather have: Less transit service with no change to cost or Same level of transit service with more cost to ride?" A majority of respondents at all income levels selected "Same level of transit service with more cost to ride," indicating that **most riders would rather pay more in fares than have transit service be reduced**. This was expressed as a slight majority of 52% of respondents in the lowest income category and a clear majority of 84% of respondents in the highest income category.

Respondents were also asked how much they agreed with the following statements, and these were the responses:

“If fares increase, it’s better to only increase costs for one-way and day passes.”	The most common response, from 28% of respondents, was Neither Agree nor Disagree.
“If fares increase, it’s better to only increase costs for monthly passes.”	The most common response, from 28% of respondents, was Disagree.
“If fares got more expensive, it would be better to increase the cost over time rather than all at once.”	The most common response, from 37% of respondents, was Agree. In addition, 35% of respondents selected Strongly Agree.
“It's important to keep fares the same for senior and disabled riders, even if the other transit riders have to pay more.”	The most common response, from 39% of respondents, was Strongly Agree. In addition, 32% of respondents selected Agree.
“It's important to keep fares free for youth, even if other transit riders have to pay more.”	The most common response, from 28% of respondents, was Strongly Agree. In addition, 26% of respondents selected Agree.
“It’s important to keep fares the same for low-income riders, even if other transit riders have to pay more.”	The most common response, from 32% of respondents, was Strongly Agree. In addition, 31% of respondents selected Agree.

Of the three questions regarding fare discounts, respondents expressed the strongest desire for the keeping the fare discount for senior and disabled riders.

In-Person Events

Outreach staff hosted thirteen pop-up tables at high-traffic transit centers across the region. Feedback collected during these events was catalogued by staff and included in the online survey results.

- Each pop-up was equipped with poster boards explaining the purpose of the fare study.
- Print copies of the online survey were available for those with less technological proficiency.
- Flyers with a QR code to the online survey were handed out to community members who couldn’t stop to participate, encouraging participants to share the survey with others.
- The tables utilized small promo item giveaways (such as lanyards and power banks) to encourage participation.

Table 2: Event Details

Event Location	Date	Time	Address	Agency Staff in Attendance
San Ysidro Transit Center	10/9/2025	4 - 6 a.m.	723 E San Ysidro Boulevard, San Diego, CA 92173	MTS
12th & Imperial Transit Center	10/13/2025	3 - 5 p.m.	1255 Imperial Avenue	MTS, SANDAG

Event Location	Date	Time	Address	Agency Staff in Attendance
Santa Fe Depot Transit Center	10/15/2025	3 - 5 p.m.	1062 Kettner Boulevard, San Diego, CA 92101	NCTD, SANDAG
E Street Transit Center	10/16/2025	6 - 8 a.m.	750 E Street	MTS, SANDAG
Balboa Ave Transit Center	10/21/2025	4 - 6 p.m.	3690 Morena Boulevard	MTS, SANDAG
Escondido Transit Center	10/22/2025	3 - 5 p.m.	750 W Valley Parkway, Escondido, CA 92025	NCTD, SANDAG
Euclid Avenue Transit Center	10/23/2025	3 - 5 p.m.	450 Euclid Avenue	MTS
Iris Avenue Transit Center	10/27/2025	3:30 - 5:30 p.m.	3120 Iris Avenue	MTS, SANDAG
Oceanside Transit Center	10/29/2025	3 - 5 p.m.	307 Michigan Avenue, Oceanside, CA 92054	NCTD, SANDAG
El Cajon Transit Center	10/30/2025	3 - 5 p.m.	352 S. Marshall Avenue	MTS
Old Town Transit Center	11/5/2025	7 - 9 a.m.	4005 Taylor Street	MTS, SANDAG
Vista Transit Center	11/5/2025	3 - 5 p.m.	240 N Santa Fe Avenue, Vista, CA 92083	NCTD, SANDAG
SDSU Transit Center	11/6/2025	11 a.m. - 2 p.m.	Campanile Drive & Hardy Avenue	MTS

Pop-Up Photos





Agency Coordination

SANDAG

Staff from the three agencies presented to the SANDAG Transportation Committee on October 17, 2025. The presentation included an overview of the Transit Fare Change Study process and a description of the survey that was open at that time. Members provided feedback to staff to consider encouraging usage of monthly passes, raising the price of one-way fares and day passes, phasing fare increases over time, and ensuring transit remains cost-competitive with other transportation services.

MTS

Staff from MTS and SANDAG presented to the MTS Community Advisory Committee on November 19, 2025. The presentation included an overview of the Transit Fare Change Study process, an opportunity for members to provide responses to the survey questions in real time, and draft results from public responses to the survey. In general, members rode transit less frequently than survey respondents, were more likely to indicate a preference for maintaining transit service with a higher cost to ride, and were more likely to report a preference for fare discounts for SDM, youth, and low-income riders. Members provided feedback to staff to consider installing fare gates to improve fare payment compliance, make fare validation easier with more validators, consider parking costs in peer cities, and look carefully at survey responses from respondents living in car-free households and at various household income levels.

Staff from MTS and SANDAG presented to the MTS Board of Directors on December 18, 2025. The presentation included an overview of the Transit Fare Change Study process and draft results from public responses to the survey. Members provided feedback to staff to look into transit ridership and operator wages at peer agencies, continue looking for non-fare revenue, and communicate to transit riders how various funding sources contribute to MTS's budget. Members also requested more information about how a low-income discount program, if proposed, would be administered.

NCTD

Staff from NCTD and SANDAG presented to the NCTD Performance, Administration and Finance (PAF) Committee on December 15, 2025. The presentation included an overview of the Transit Fare Change Study process and draft results from public responses to the survey. Members provided feedback to staff to consider a discount for extremely low-income riders, e.g. those with household incomes below $15,000 per year, and conduct outreach with employers and chambers of commerce to improve ridership and discuss potential fare changes.

Phase II: Fare Change Alternatives Proposed

Public Survey

In collaboration, the three agencies developed a survey asking community members to provide their priorities regarding transit service weighed in balance with transit cost, preferences among multiple fare packages, fare change phasing, fare capping policies, and demographic and transit ridership habit information.

The 2026 Transit Fare Change Study Survey (2026 Fare Survey) was administered separately by MTS and NCTD to allow for more detailed questions and responses regarding fare products most relevant in each transit agency's service area.

Community members could respond to the survey online via MTS's Social Pinpoint webpage related to the project. The first wave of the survey was open from February 4, 2026, through March 10, 2026. The survey was reopened and promoted to MTS Access paratransit users for two additional weeks from March 23, 2026, through April 4, 2026. The NCTD version of the survey was available March 1, 2026, through March 31, 2026.

Figure 2: Survey Tool

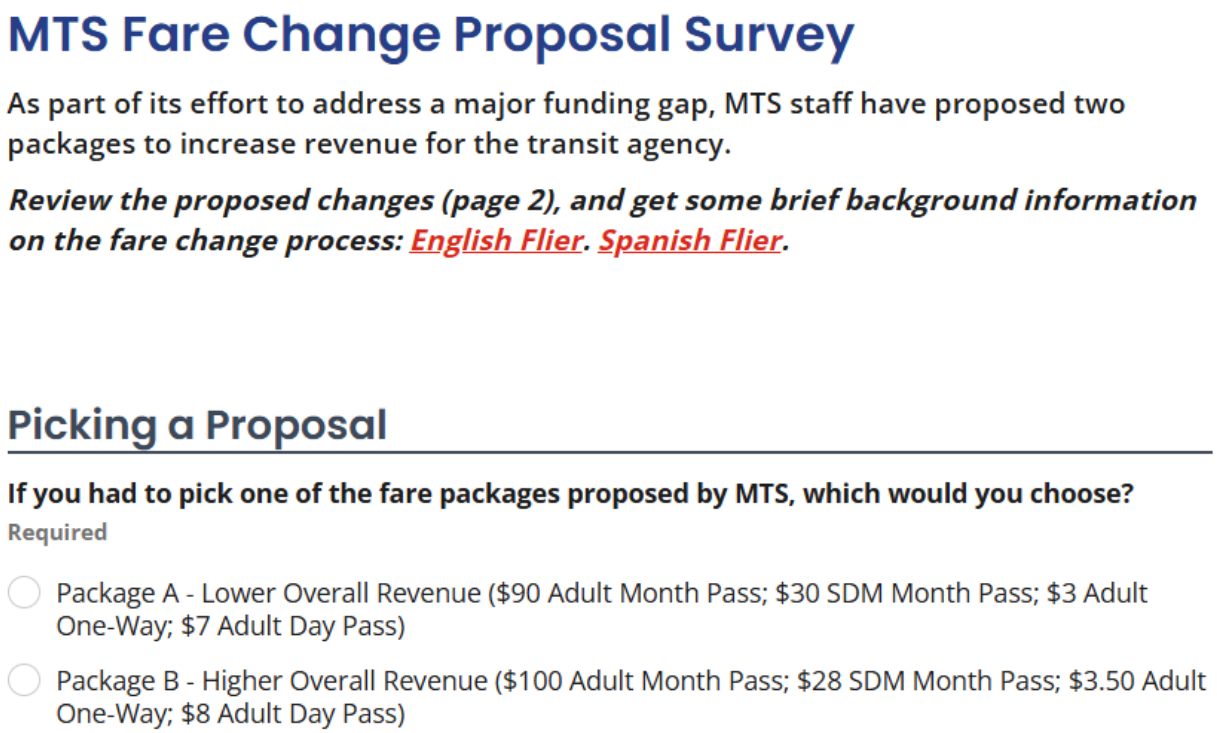

Promotion

The survey was promoted digitally via:

- Organic social media posts
- Rider-insider newsletter
- NCTD rider newsletter
- PRONTO app takeover screen
- PRONTO webpage takeover
- Webpage sliders
- Hold messages for support services

And in-person via:

- Variable message signs within transit stations and stops

- Transit store digital signs
- Interior Trolley monitors
- Ticket vending machine screensaver
- Digital bus shelter ads
- Staff members from SANDAG, MTS, and NCTD at pop-up events

MTS Survey Respondent Characteristics

A total of 1,220 survey responses were collected. The survey was not focused on youth under age 18, so youth responses were removed. This resulted in 1,216 eligible responses. Of the survey participants who opted into the demographic questions:

- Race/ethnicity: 49% white, 20% Hispanic/Latino, 8% two or more, 22% other.
- Ages 10-19: 3%, 20-29: 15%, 30-39: 18%, 40-49: 14%, 50-59: 13%, 60-69: 20%, 70+: 17%
- 33% of respondents had annual household income in 2025 of less than $30,000. 58% of respondents had annual household income in 2025 of less than $60,000.

NCTD Survey Respondent Characteristics

A total of X survey responses were collected. Of the survey participants who opted into the demographic questions:

- Race/ethnicity: X% white, X% Hispanic/Latino, X% two or more, X% other.
- Ages 18-24: X%, 25-34: X%, 35-44: X%, 45-54: X%, 55-64: X%, 65+: X%.
- X% of respondents had annual household income in 2025 of less than $30,000. X% of respondents had annual household income in 2025 of less than $60,000.

Summary of Survey Feedback

The 2026 Fare Survey included some similar questions to the 2025 Fare Survey. On these similar questions, respondents generally provided similar feedback. This included a reported preference for maintaining transit service levels at higher fares rather than reduced transit service levels with lower fares. This preference was demonstrated among both regular and infrequent riders, and among all household income categories included in the survey.

Respondent preferences for Packages A and B were mixed. MTS respondents generally reported a preference for Package A (lower fares and less revenue for the transit agency) compared to Package B (higher fares and more revenue for the transit agency), but there were differences among respondent household income categories. NCTD respondents generally reported a preference for Package B.

Respondents generally reported a preference for phasing in fare changes over time. Respondents also generally reported a preference for paying higher fares to maintain the fare capping policy rather than paying lower fares with fare capping eliminated.

In-Person Events

Staff from MTS and SANDAG held five in-person public workshops in February and March 2026. Each workshop included a presentation from MTS and SANDAG on the reasons for considering fare changes, high-level results from the phase I public survey, and an introduction to fare change proposals. Staff moderated table discussions among members of the public about reactions to fare change proposals. Members of the public generally expressed a reluctance to having either cuts to transit service or increases in fares. However, most participants expressed a preference for fare increases rather than cuts to service. Opinions differed on which fare change proposals would be preferred, but most members of the public preferred phasing fare increases in gradually rather than all at once.

Staff from NCTD held similar virtual workshops, as discussed below. In addition, staff from NCTD conducted in-person outreach events at transit centers across the NCTD service area throughout much of March and conducted on-board outreach on COASTER, SPRINTER, and BREEZE transit vehicles. The following table lists in-person outreach events held during Phase II.

Table 3: Event Details

Event Location	Date	Time	Address	Agency Staff in Attendance
City Heights: Mid-City CAN	2/9/2026	5 - 7 p.m.	4305 University Avenue	MTS, SANDAG
Linda Vista: Bayside Community Center	2/11/2026	5 - 7 p.m.	2202 Comstock Street	MTS, SANDAG
National City Adult School	2/18/2026	5 - 7 p.m.	517 Mile of Cars Way	MTS, SANDAG
El Cajon Branch Library	2/25/2026	4:30 - 6:30 p.m.	201 East Douglas Avenue	MTS, SANDAG
Southeastern San Diego: Jackie Robinson YMCA	3/5/2026	5 - 7 p.m.	151 YMCA Way	MTS, SANDAG
Carlsbad Poinsettia COASTER Station	3/9/2026	6:20 0 8:30 a.m.	6511 Avenida Encinas	NCTD
Carlsbad Village COASTER Station	3/11/2026	6:20 - 8:30 a.m.	2775 State Street	NCTD
Palomar College Transit Center	3/12/2026	10 a.m. - 12:30 p.m.	1142 West Armorlite Drive	NCTD
Sorrento Valley COASTER Station	3/12/2026	3:40 - 6:50 p.m.	11170 Sorrento Valley Road	NCTD
Oceanside Transit Center	3/14/2026	11:45 a.m. - 1:45 p.m.	205 South Tremont Street	NCTD
San Luis Rey Transit Center	3/16/2026	5 - 7 a.m.	5091 North River Road	NCTD
Vista Transit Center	3/17/2026	3:30 - 5:30 p.m.	240 North Santa Fe Road	NCTD

Event Location	Date	Time	Address	Agency Staff in Attendance
Solana Beach COASTER Station	3/24/2026	2 - 4:30 p.m.	105 North Cedros Avenue	NCTD
Escondido Transit Center	3/27/2026	3:30 - 5:30 p.m.	700 West Valley Parkway	NCTD
Old Town Station	3/30/2026	1:30 - 3:50 p.m.	4005 Taylor Street	NCTD
Oceanside Transit Center	3/31/2026	8:45 - 11 a.m.	205 S. Tremont Street	NCTD

Event Photos





Virtual Engagement Events

Staff from NCTD offered two virtual open houses, each consisting of a presentation and question-and-answer session. These were offered on Zoom on Wednesday, March 18, from 6 p.m. to 7 p.m. and on Thursday, March 26, from 7 p.m. to 8 p.m.

Agency Coordination

MTS

Staff from MTS and SANDAG presented to the MTS Executive Committee on March 12, 2026. The presentation included background on why fare changes are being considered as part of MTS's Financial Sustainability Strategy, a review of peer agency fares, a description of how initial fare packages were developed, and a summary of feedback received through public outreach efforts. Members provided feedback to staff to develop fare change proposals alongside other financial strategies not related to fare revenues, maintain fare capping and consider other programs to support and reward regular customers, including those with low incomes, and continue public engagement efforts.

Staff from MTS and SANDAG presented to the MTS Board of Directors on March 19, 2026. The presentation was very similar to that presented the previous week at the MTS Executive Committee. Members provided feedback to staff to continue public engagement and consider additional in-person outreach efforts, including by leveraging additional CBOs.

NCTD

Staff from NCTD presented to the NCTD Executive Committee on April 7, 2026. The presentation included an update on the Transit Fare Change Study process, a description of initial fare packages, a summary of outreach efforts and the feedback received. Members provided feedback to staff to consider fare change updates on a more frequent and regular basis and to propose changes to fare products most relevant for regular NCTD riders, such as the SPRINTER/BREEZE monthly pass.

SANDAG

Staff from the three agencies presented to the SANDAG Transportation Committee on March 27, 2026. The presentation included an update on the Transit Fare Change Study process, background on why fare changes are being considered to address funding gaps at both MTS and NCTD, a review of peer agency fares, a description of initial fare packages, and a summary of feedback received through public outreach efforts. Members provided feedback to staff to maintain fare capping and free fares for youth through the Youth Opportunity Pass pilot program (YOP), simplify the regional fare structure, enhance transit fare partnerships with more universities and colleges, and consider shifting funds from capital projects to cover operational shortages if well-informed.

Phase III: Final Fare Change Proposal

Agency Coordination

MTS

Staff from MTS will present to the MTS Board of Directors on April 16, 2026. The presentation will include recap of efforts conducted over the previous year and staff recommendations for changes to the Comprehensive Fare Ordinance. At the conclusion of the presentation, the MTS Board of Directors will hold a public hearing to collect additional feedback.

NCTD

Staff from NCTD will present to the NCTD Board of Directors on April 16, 2026. The presentation will include a recap of efforts conducted over the previous year and staff recommendations for changes to the Comprehensive Fare Ordinance. At the conclusion of the presentation, the NCTD Board of Directors will hold a public hearing to collect additional feedback. T

SANDAG

Based on the recommendations from the MTS and NCTD Boards of Directors, the SANDAG Transportation Committee will be asked to consider proposed changes to the Comprehensive Fare Ordinance.

Phase IV: Fare Change Implementation

Agency Coordination and Public Notices

Based on the action of the SANDAG Transportation Committee, MTS and NCTD will act per their own board policies to communicate to the public the new fares, including when they will take effect. Actions may include the publication of “Take One” public notices to be provided in transit vehicles, website and newsletter updates, and other forms of advertisement. In addition, both agencies will act per their own board policies to amend ordinances to enforce the new fares.

Appendix: Detailed Survey Results

Sources

SANDAG, MTS, and NCTD conducted two new surveys to hear from the region's transit riders and inform the development of potential fare change scenarios. Results from the 2025 Transit Fare Change Study Survey (2025 Fare Survey), conducted in fall 2025, are presented in charts in this section in blue. Questions from the 2025 Fare Survey were relatively general, and responses were recorded from across the San Diego region, including both the MTS and NCTD services areas.

Results from the 2026 Transit Fare Change Study Survey (2026 Fare Survey), conducted in winter 2026, are presented in charts in this section in yellow. The 2026 Fare Survey was administered separately by MTS and NCTD to allow for more detailed questions and responses regarding fare products most relevant in each transit agency's service area. Only responses to the MTS portion of the survey are included in this appendix. The MTS portion of the 2026 Fare Survey also included a wave of outreach specific to MTS Access paratransit users and caregivers. 244 of the 1,216 eligible respondents self-identified as either MTS Access users or caregivers. Each section under 2026 Fare Survey Respondent Fare Policy Preferences also includes the responses from respondents who self-identified as either MTS Access users or caregivers.

Outside of efforts to study potential fare changes, SANDAG conducts an Onboard Transit Passenger Survey every five years to better understand how people use transit to travel throughout the San Diego region as patterns continue to change. The information collected is used to make improvements to transit infrastructure and service. The latest survey was conducted in 2023. Working together with agency partners MTS and NCTD, SANDAG administered that survey on bus, trolley, and train routes to identify areas of improvement, implement solutions, and meet Federal Transit Administration Title VI requirements. The Onboard Transit Passenger Survey uses a sampling plan that ensures the collection of statistically significant data to facilitate analysis of the region's transit system. Some data from the 2023 Onboard Transit Passenger Survey (2023 Onboard Survey) are included in charts in this section in pink.

This report also includes 2024 population data from SANDAG Population and Housing Estimates v24 and 2020-2024 population data from the U.S. Census Bureau American Community Survey 5-Year Estimates, the most recent year available from each source. Data from these regional population estimates are presented in charts in this section in green.

Demographics

Respondent Characteristics

The 2025 and 2026 Fare Survey sample populations were all residents in the region, while the 2023 Onboard Survey sample population was limited to people using transit. As a result, some 2025 and 2026 Fare Survey respondent characteristics are more similar to estimates of the region's population than the 2023 Onboard Survey sample population.

2025 and 2026 Fare Survey respondents were asked to identify their race or ethnicity. Compared to the 2023 Onboard Survey, the 2025 and 2026 Fare Surveys featured a lower proportion of responses from Black/African American, Asian, and Hispanic/Latino populations.

Figure 3: Race and Ethnicity

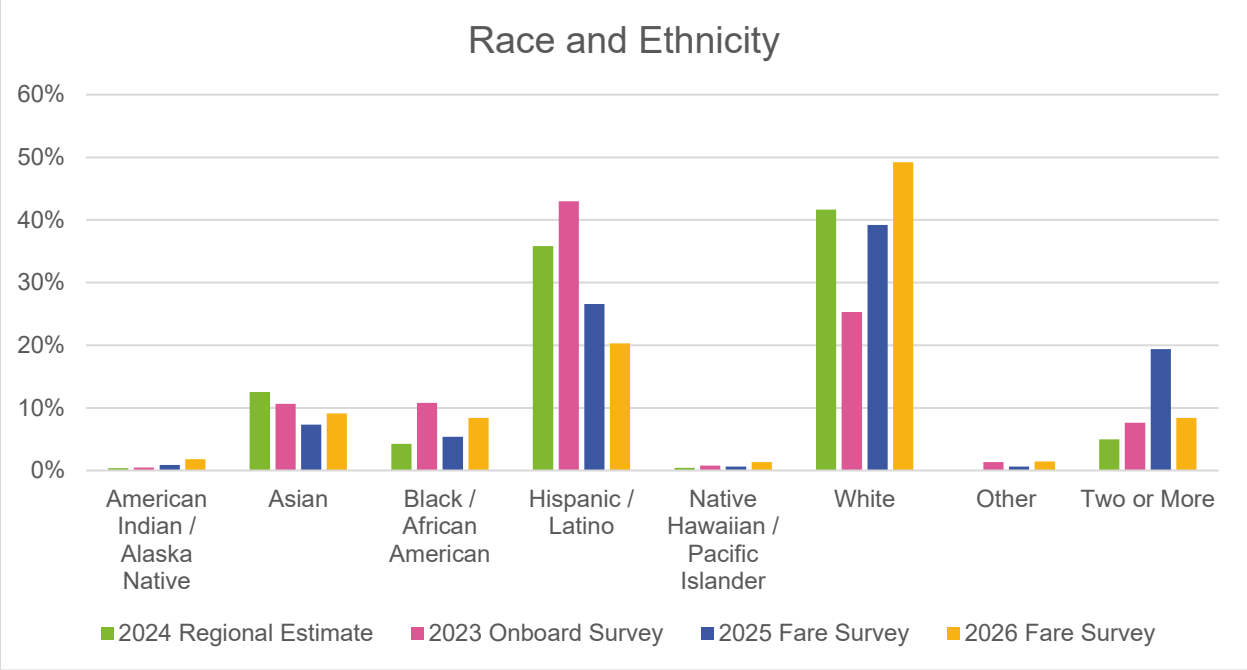

Source: SANDAG 2026 Transit Fare Change Study Survey, SANDAG 2025 Transit Fare Change Study Survey, SANDAG 2023 Onboard Transit Passenger Survey, SANDAG Estimates v24 Population by Ethnicity by San Diego Region

The 2025 and 2026 Fare Surveys included higher proportions of older respondents compared to the 2023 Onboard Survey. Note that the 2025 and 2026 Fare Surveys did not include respondents under age 18.

Figure 4: Age

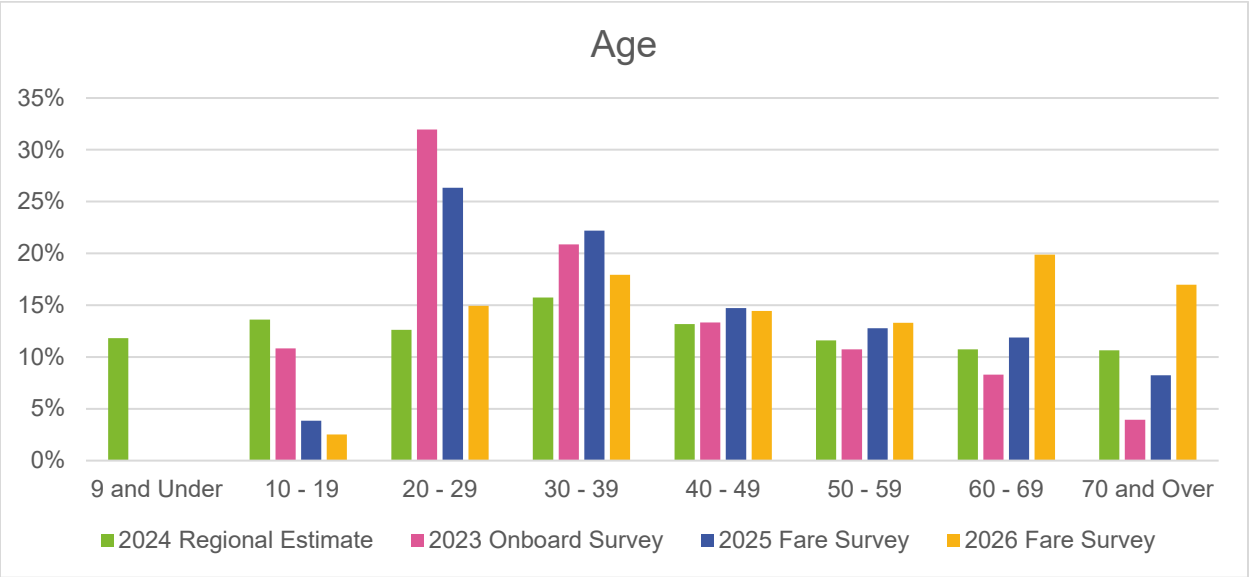

Source: SANDAG 2026 Transit Fare Change Study Survey, SANDAG 2025 Transit Fare Change Study Survey, SANDAG 2023 Onboard Transit Passenger Survey, SANDAG Estimates v24 Population by Age by San Diego Region

Household Characteristics

Respondents to the 2025 and 2026 Fare Surveys reported living in smaller households compared to respondents to the 2023 Onboard Survey.

Figure 5: Household Size

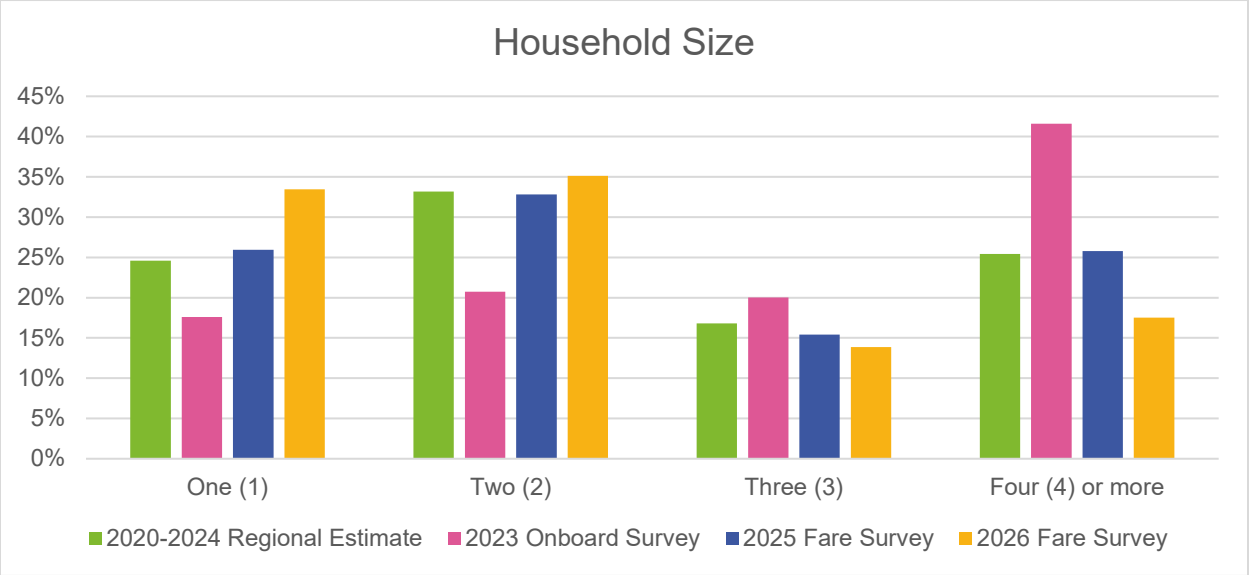

Source: SANDAG 2026 Transit Fare Change Study Survey, SANDAG 2025 Transit Fare Change Study Survey, SANDAG 2023 Onboard Transit Passenger Survey, U.S. Census Bureau 2020-2024 American Community Survey 5-Year Estimates Table S2501 for San Diego County

Respondents to the 2025 Fare Survey reported having more household vehicles available compared to respondents to the 2023 Onboard Survey. A higher proportion of respondents to each survey reported having zero or one car available compared to estimates of the entire region. The 2026 Fare Survey did not include questions about respondents' household vehicles.

Figure 6: Household Vehicles

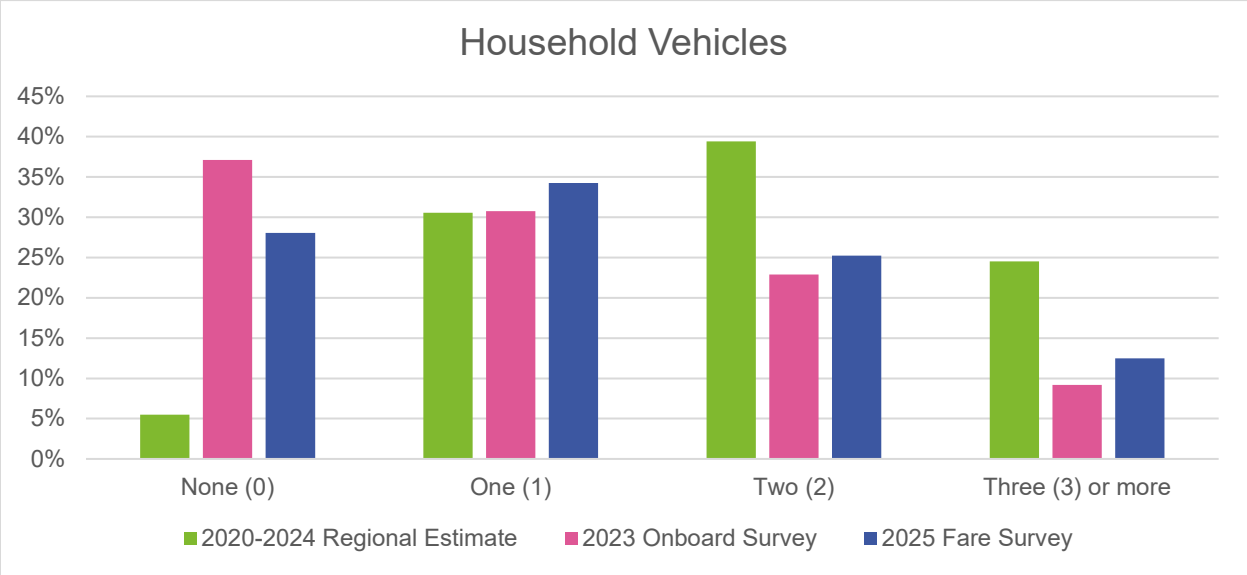

Source: SANDAG 2026 Transit Fare Change Study Survey, SANDAG 2025 Transit Fare Change Study Survey, SANDAG 2023 Onboard Transit Passenger Survey, U.S. Census Bureau 2020-2024 American Community Survey 5-Year Estimates Table DP04 for San Diego County

72% of respondents to the 2025 Fare Survey reported living in "car-light" households, defined as households with fewer available vehicles than people. This is a smaller proportion than the 89% of respondents to the 2023 Onboard Survey living in car-light households. Both surveys included larger proportions of car-light households compared to estimates of the entire region.

Figure 7: Households with Fewer Available Vehicles than People

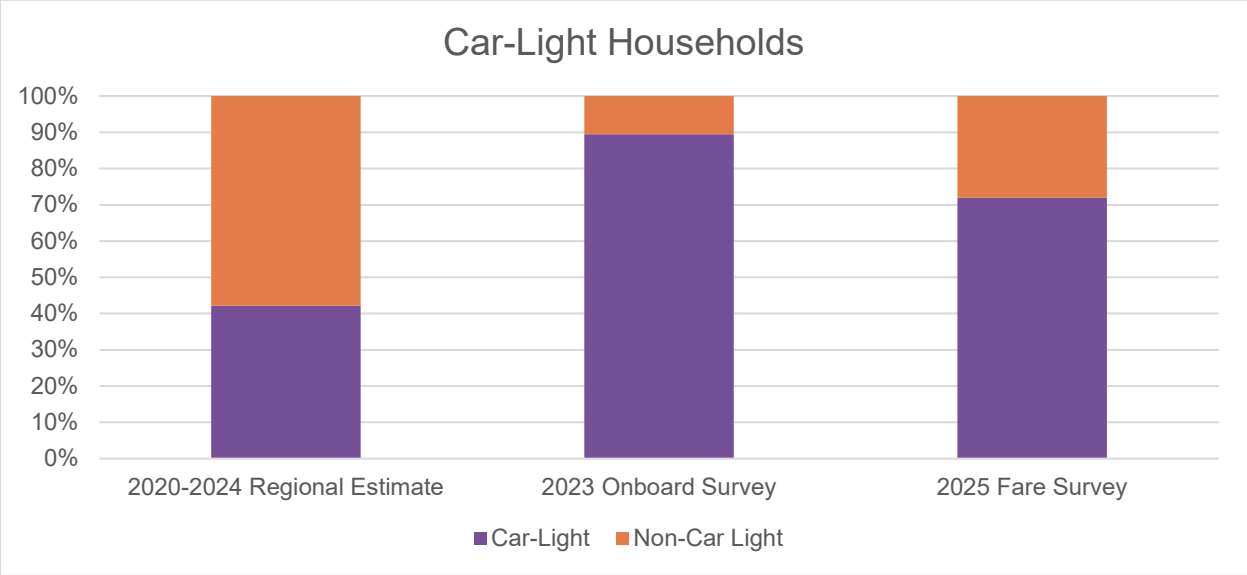

Source: SANDAG 2025 Transit Fare Change Study Survey, SANDAG 2023 Onboard Transit Passenger Survey, U.S. Census Bureau 2020-2024 American Community Survey 5-Year Estimates Table B08201 for San Diego County

28% of respondents to the 2025 Fare Survey reporting living in "car-free" households, defined as households with zero available vehicles. This is a smaller proportion than the 38% of respondents to the 2023 Onboard Survey living in car-free households. Both surveys included larger proportions of car-free households compared to estimates of the entire region.

Figure 8: Households with Zero Vehicles

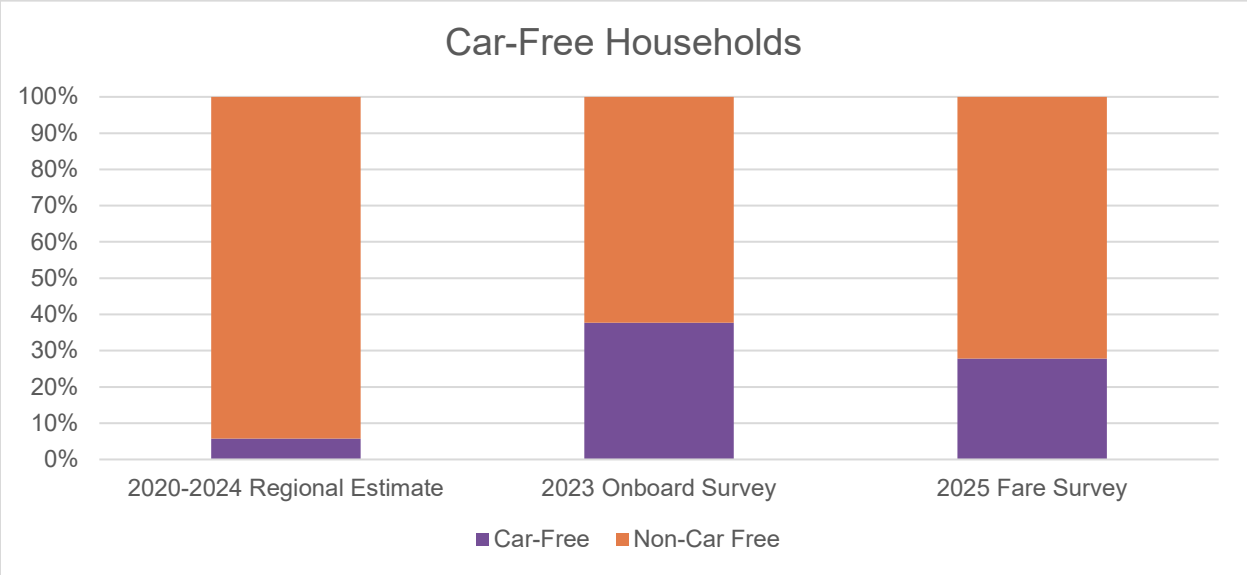

Source: SANDAG 2025 Transit Fare Change Study Survey, SANDAG 2023 Onboard Transit Passenger Survey, U.S. Census Bureau 2020-2024 American Community Survey 5-Year Estimates Table B08201 for San Diego County

Respondents to the 2025 and 2026 Fare Surveys reported having higher household incomes in the previous year compared to respondents of the 2023 Onboard Survey. Incomes were not adjusted for inflation, so some of the difference may be explained by the timing of the surveys. All surveys showed higher proportions of respondents with household incomes less than $60,000, and lower proportions of respondents with household incomes greater than $75,000, compared to estimates of the entire region.

Figure 9: Household Income in Previous Year

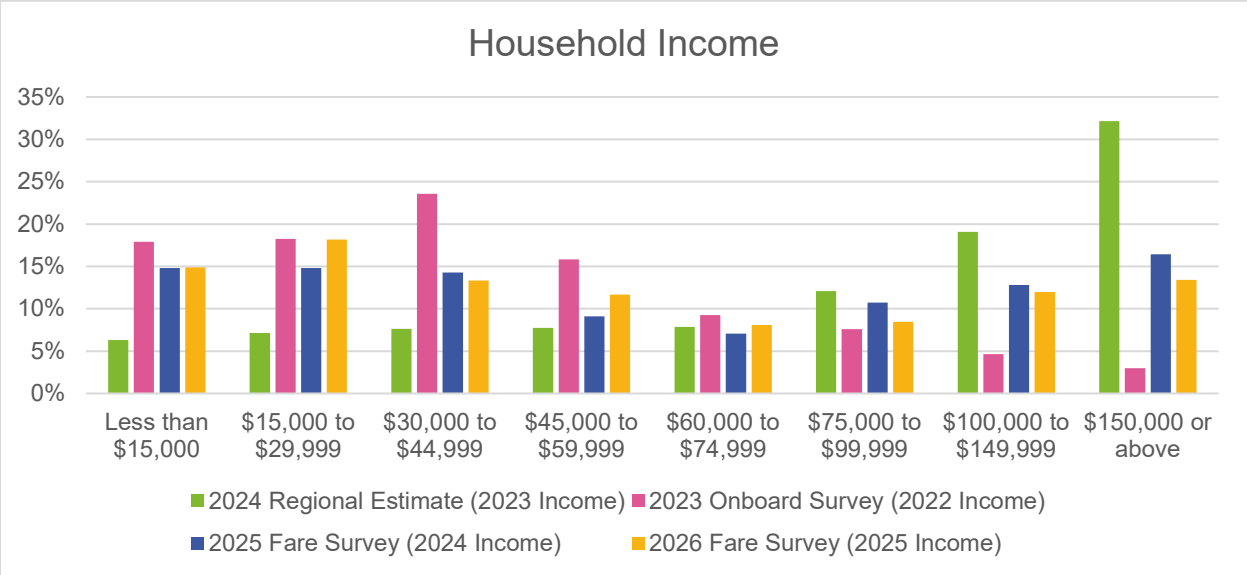

Source: SANDAG 2026 Transit Fare Change Study Survey, SANDAG 2025 Transit Fare Change Study Survey, SANDAG 2023 Onboard Transit Passenger Survey, SANDAG Estimates v24 Household Income by San Diego Region

42% and 41% of respondents to the 2025 and 2026 Fare Surveys, respectively, were considered to have “low income” status, defined as less than 200% of the Federal Poverty Level based on household/family size. This is less than the 59% of respondents to the 2023 Onboard Survey. Both surveys included larger proportions of low-income households compared to estimates of the entire region.

Figure 10: Respondents in Low-Income Households

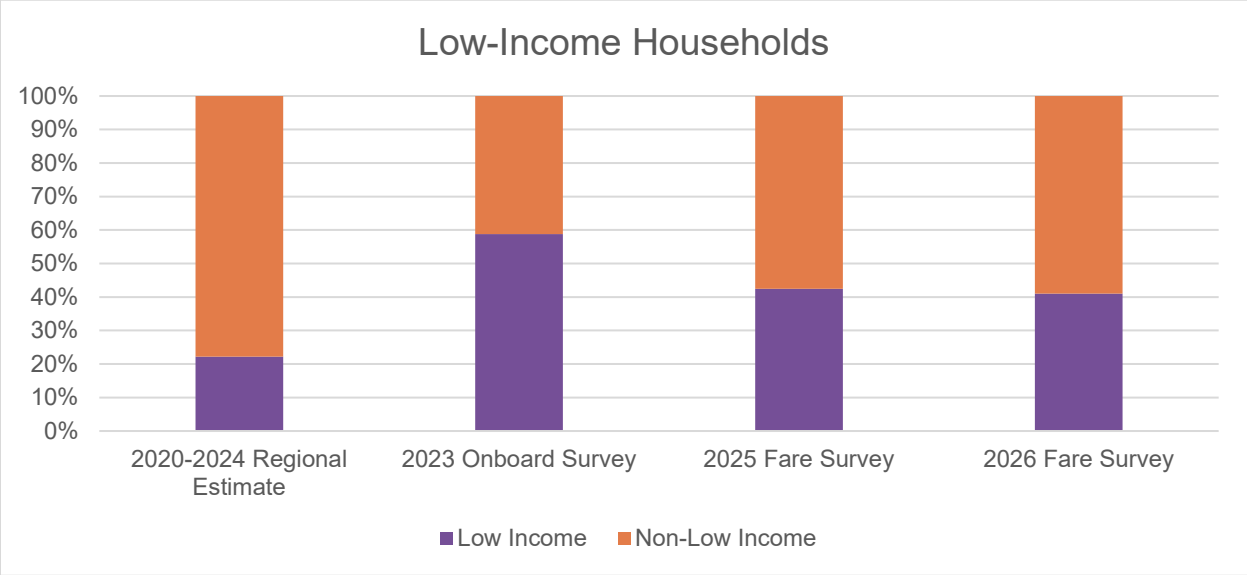

Source: SANDAG 2026 Transit Fare Change Study Survey, SANDAG 2025 Transit Fare Change Study Survey, SANDAG 2023 Onboard Transit Passenger Survey, U.S. Census Bureau 2020-2024 American Community Survey 5-Year Estimates Table S1701 for San Diego County

Respondent Transit Travel Behavior

The 2025 and 2026 Fare Surveys included greater proportions of respondents riding transit three days a week or fewer, and a lower proportion of respondents riding transit four days a week or more, compared to the 2023 Onboard Survey. However, respondents to the surveys reported similar patterns overall, with five days per week being the most common response to the question in the 2023 Onboard Survey and 2025 Fare Survey. For the 2026 Fare Survey, the most common response was less than one day per week.

Figure 11: Frequency of Riding Transit by Average Number of Days per Week

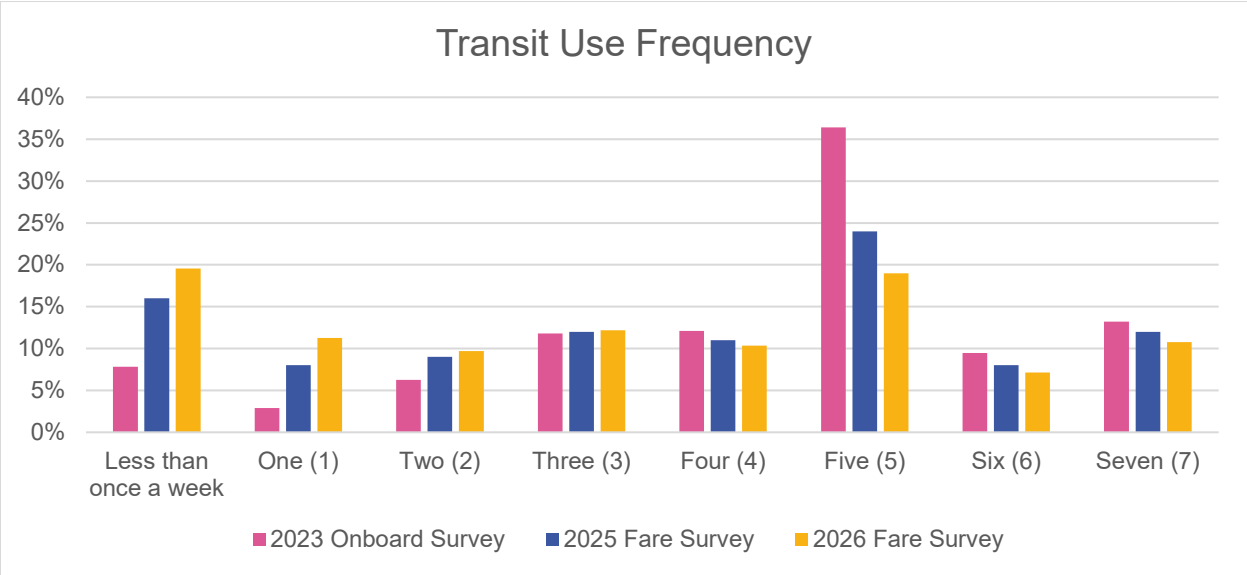

Source: SANDAG 2026 Transit Fare Change Study Survey, SANDAG 2025 Transit Fare Change Study Survey, SANDAG 2023 Onboard Transit Passenger Survey

Figure 12: Transit Service Used Most Frequently

88% of respondents to the 2025 Fare Survey reported that MTS Bus or Trolley was the transit service they used most frequently. This is similar to the 90% share of regional transit boardings, or unlinked passenger trips, on MTS Bus or Trolley in FY 2025. 5% of respondents reported they used NCTD BREEZE or SPRINTER most frequently, and 5% reported they used NCTD COASTER most frequently. NCTD BREEZE and SPRINTER combined represented 8% of regional transit boardings in FY 2025, while NCTD COASTER represented 1% of regional transit boardings in FY 2025. The 2026 Fare Survey did not include questions about specific transit services.

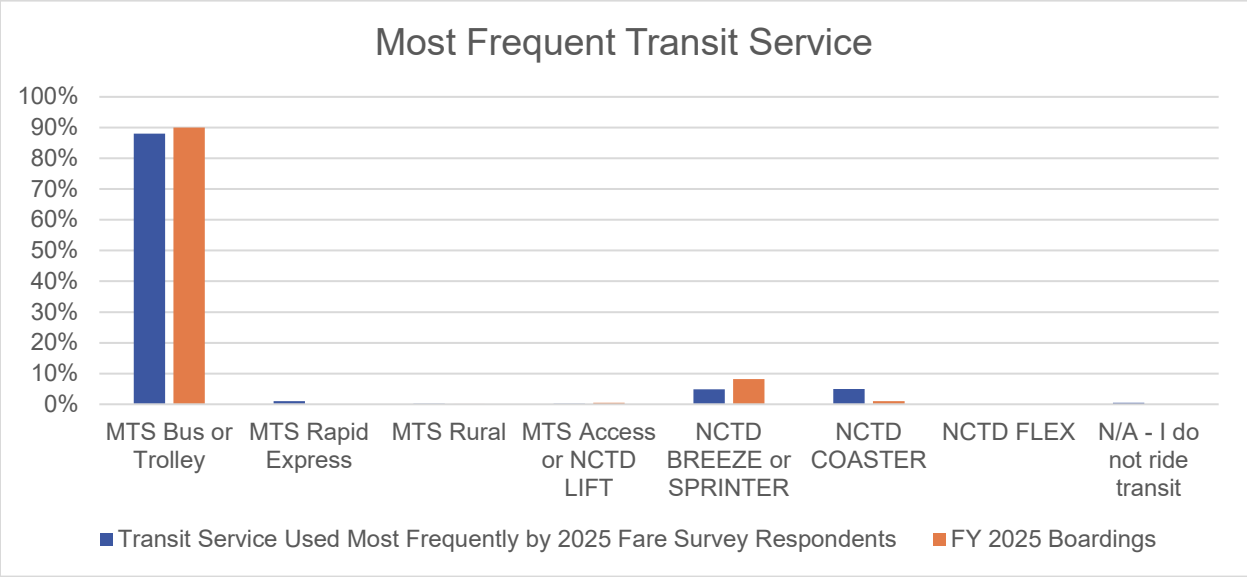

Source: SANDAG 2025 Transit Fare Change Study Survey, SANDAG Transportation Development Act Performance Monitoring Reports

Half of respondents to the 2025 Fare Survey reported that the main reason they use transit is to travel to work. Traveling to major events, such as sports events or concerts, and school were the next most common responses. Results from the 2023 Onboard Survey were not included for comparison because different response categories were used in each survey, and the 2026 Fare Survey did not include questions about reasons for using transit.

Figure 13: Main Reasons for Using Transit

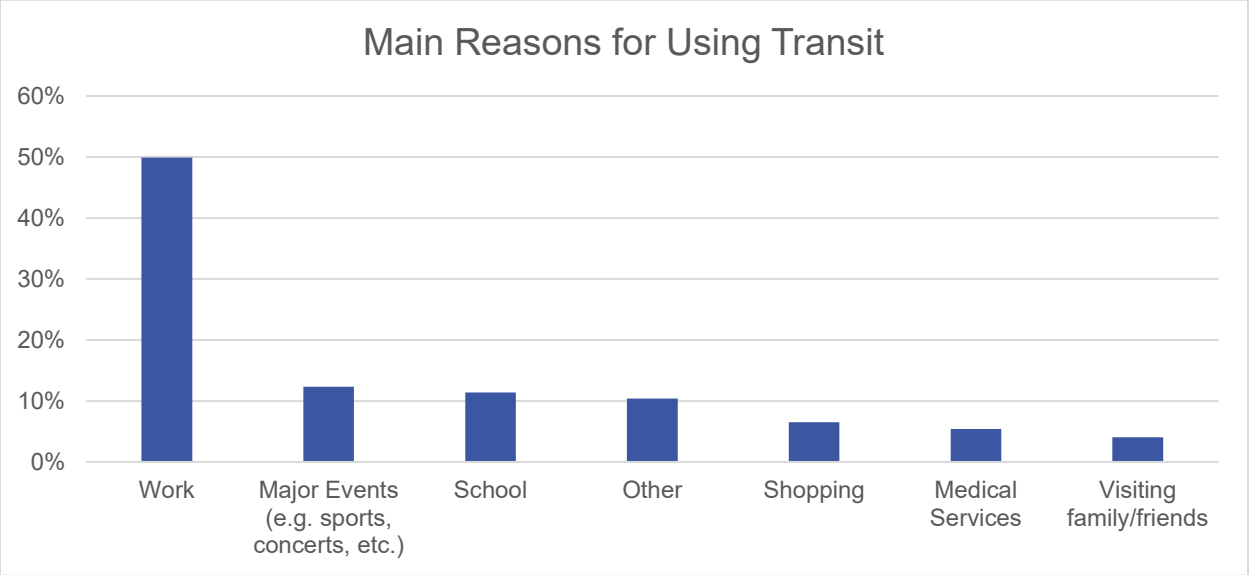

Source: SANDAG 2025 Transit Fare Change Study Survey

2025 Fare Survey Respondent Fare Policy Preferences

Service vs. Cost

At all income levels included in the 2025 Fare Survey, most respondents reported a preference for maintaining current transit service levels at a higher cost to ride as opposed to reducing transit service levels while maintaining the current cost to ride. This preference for maintaining service at a higher cost to ride was more common among respondents from higher income groups.

Figure 14: Preference for Transit Service vs. Cost to Ride by 2024 Annual Household Income

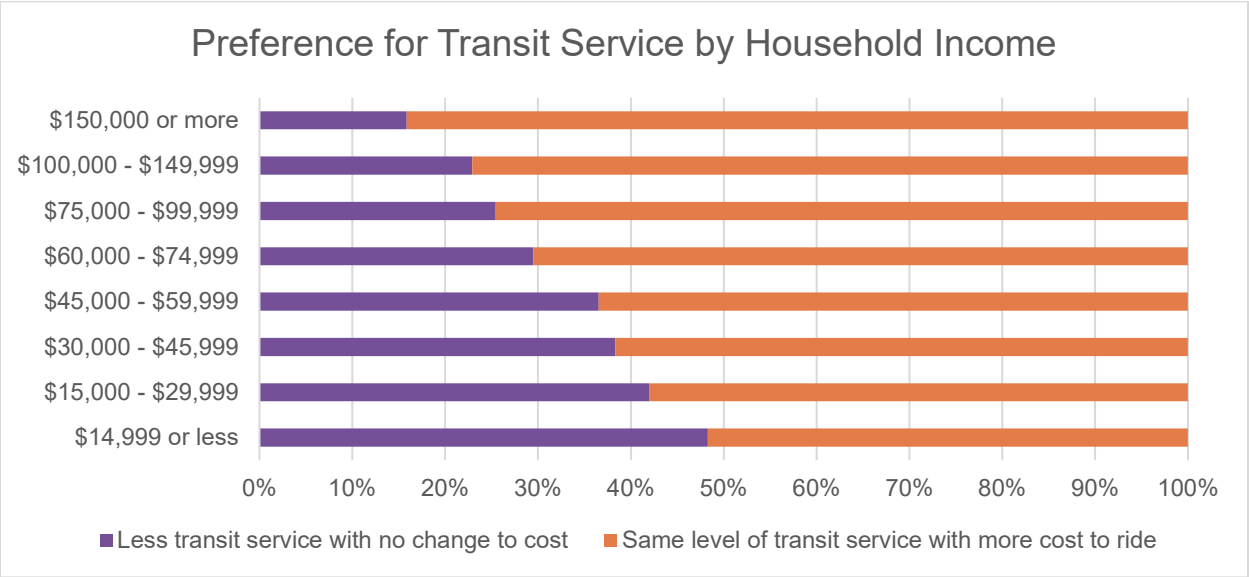

Source: SANDAG 2025 Transit Fare Change Study Survey

Fare Change Preferences

Responses to the statement "If fares increase, it's better to only increase costs for one-way and day passes" were mixed. 32% either disagreed or strongly disagreed, and 28% neither agreed nor disagreed, and 40% of respondents either agreed or strongly agreed.

Figure 15: Preference for Increasing the Price of One-Way and Day Passes if Increasing Fares

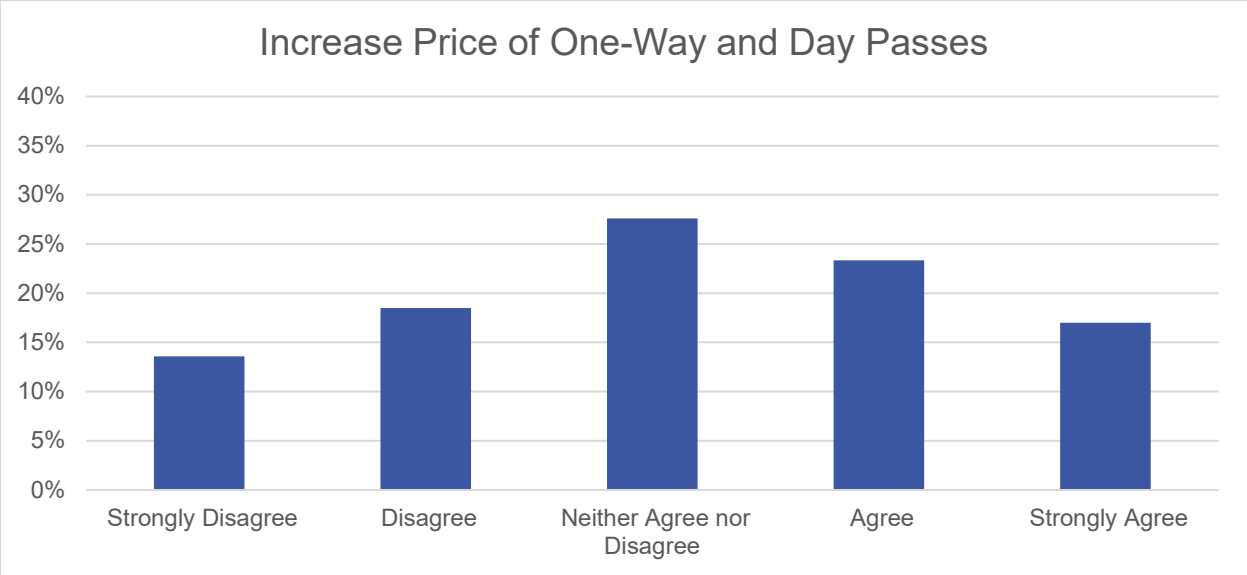

Source: SANDAG 2025 Transit Fare Change Study Survey

Most respondents, 51%, either disagreed or strongly disagreed with the statement "If fares increase, it's better to only increase costs for monthly passes." 25% neither agreed or disagreed, and 24% either agreed or strongly agreed. The single most common response was "disagree" at 28%.

Figure 16: Preference for Increasing the Price of Monthly Passes if Increasing Fares

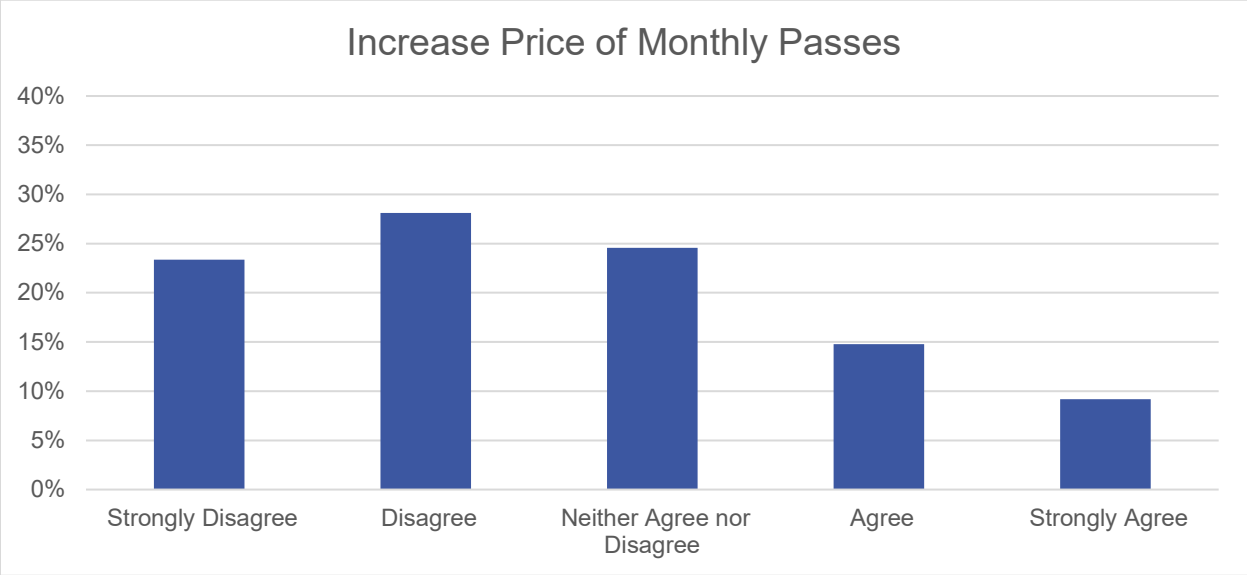

Source: SANDAG 2025 Transit Fare Change Study Survey

Most respondents, 72%, either agreed or strongly agreed with the statement “If fares got more expensive, it would be better to increase the cost over time rather than all at once.” 15% neither agreed nor disagreed, and 14% either disagreed or strongly disagreed. The single most common response was “agree” at 37%.

Figure 17: Preference for Increasing Fares Over Time if Increasing Fares

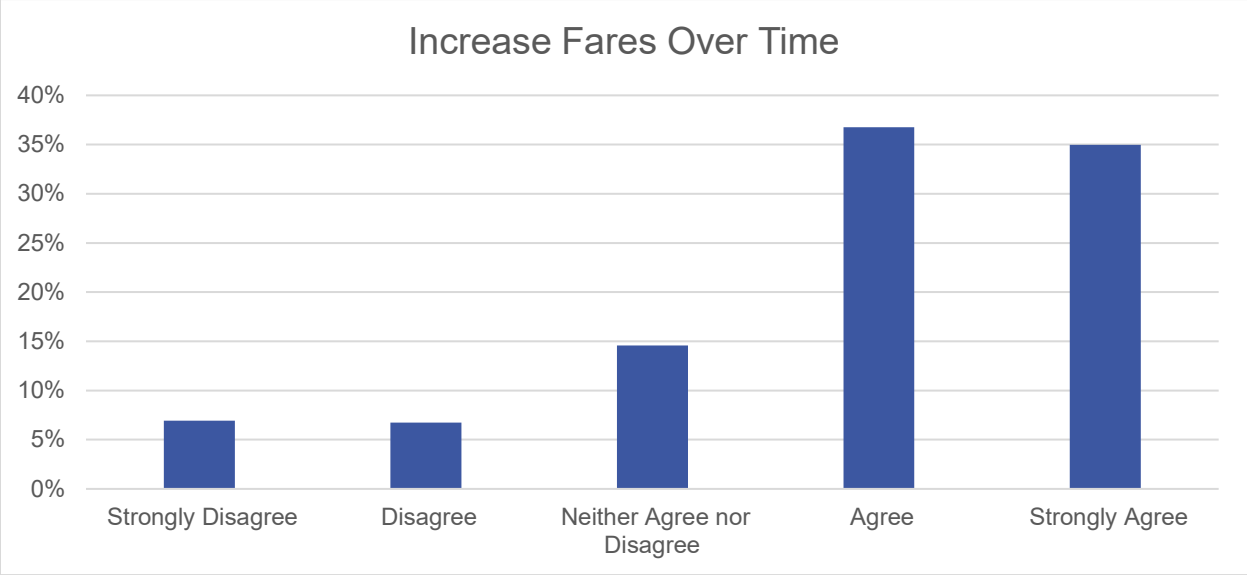

Source: SANDAG 2025 Transit Fare Change Study Survey

Discount Preferences

Most respondents reported a preference for maintaining current fares for Senior/Disabled/Medicare (SDM) riders, even if others pay more, with 71% either agreeing or strongly agreeing, 12% neither agreeing nor disagreeing, and 16% disagreeing or strongly disagreeing. The single most common response was “strongly agree” at 39%.

Figure 18: Preference for Keeping SDM Fares the Same Even if Other Riders Pay More

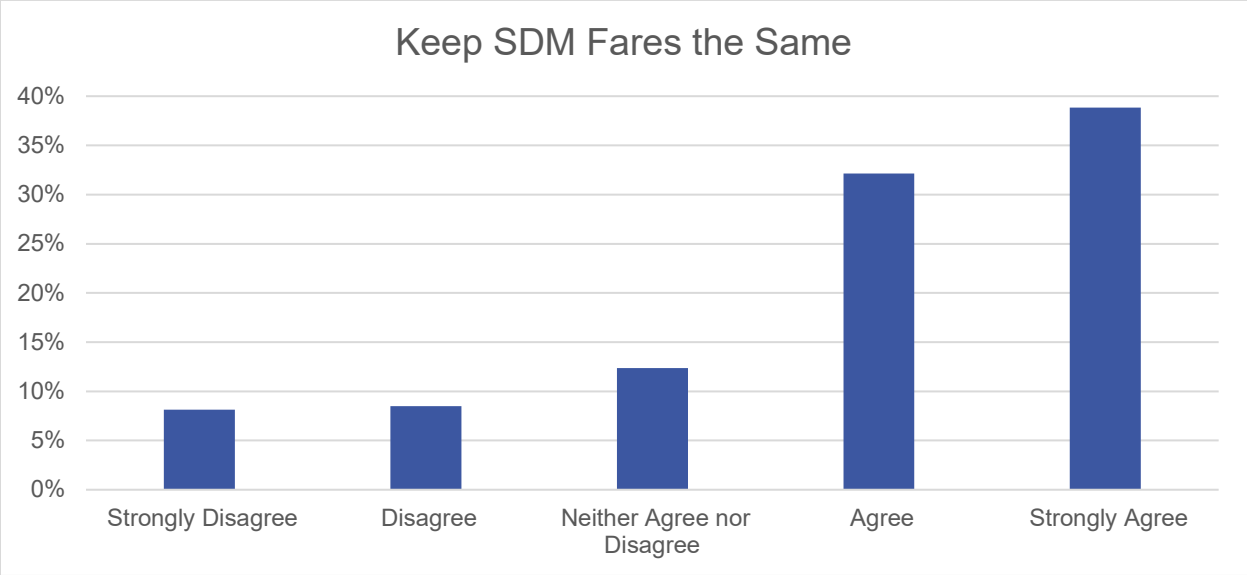

Source: SANDAG 2025 Transit Fare Change Study Survey

Most respondents reported a preference for maintaining free fares for youth riders, even if others pay more, with 54% either agreeing or strongly agreeing, 17% neither agreeing nor disagreeing, and 30% disagreeing or strongly disagreeing. The single most common response was “strongly agree” at 28%.

Figure 19: Preference for Keeping Youth Fares Free Even if Other Riders Pay More

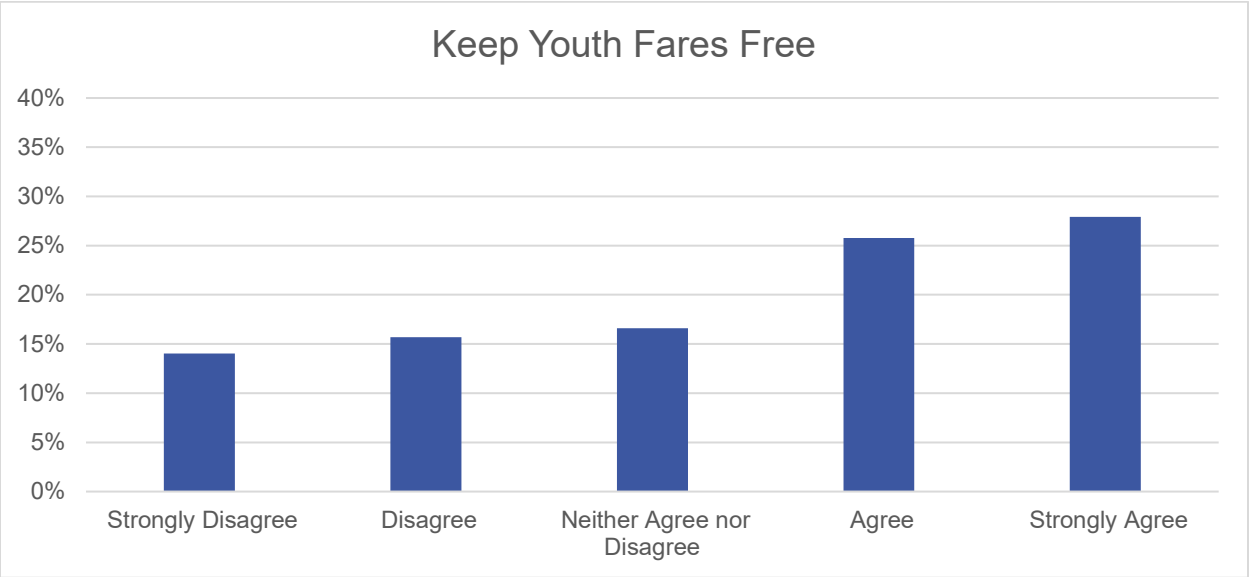

Source: SANDAG 2025 Transit Fare Change Study Survey

Most respondents reported a preference for maintaining current fares for low-income riders, even if others pay more. 63% either agreed or strongly agreed, 17% neither agreed nor disagreed, and 20% either disagreed or strongly disagreed. The single most common response was “strongly agree” at 32%. There is currently no discount specifically for low-income riders. However, there is some overlap between riders living in low-income households who are already eligible for the SDM and/or YOP discounts.

Figure 20: Preference for Keeping Fares the Same for Low-Income Riders Even if Other Riders Pay More

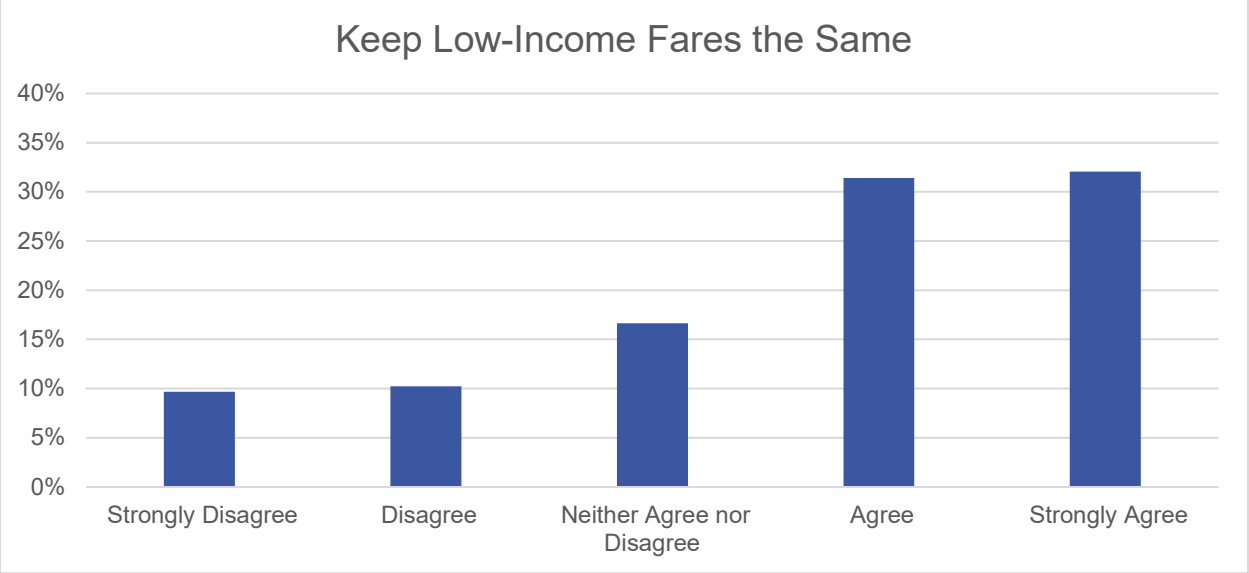

Source: SANDAG 2025 Transit Fare Change Study Survey

2026 Fare Survey Respondent Fare Policy Preferences

Service vs. Cost

At all levels of transit use frequency included in the 2026 Fare Survey, most respondents reported a preference for higher fares to maintain current transit service levels as opposed to lower fares with less bus and Trolley service. This preference for maintaining service at a higher fare was generally more common among less frequent riders. Still, nearly two-thirds of respondents who use transit seven days per week reported a preference for higher fares and service levels.

MTS Access users and caregivers had similar responses to survey respondents overall. 71% reported a preference for maintaining service at a higher fare, while 29% reported a preference for lower fares with less bus and Trolley service.

Figure 21: Preference for Transit Service vs. Cost to Ride by Transit Use Frequency

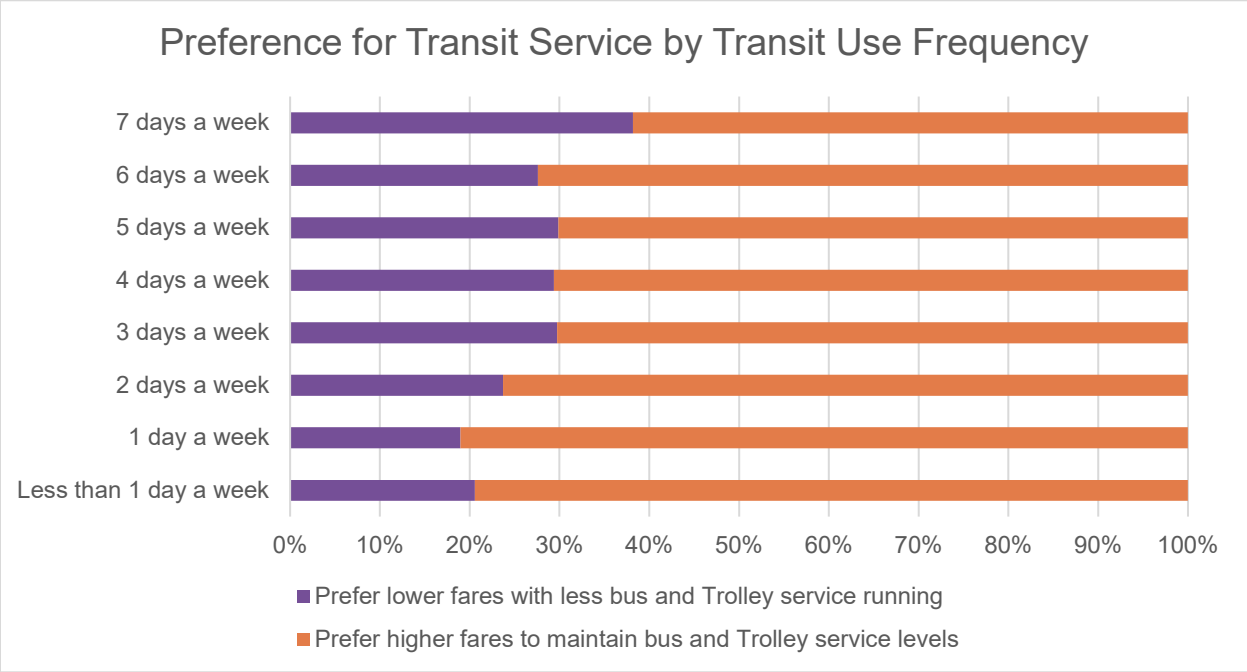

Source: SANDAG 2026 Transit Fare Change Study Survey

Figure 22: Preference for Transit Service vs. Cost to Ride by 2025 Annual Household Income

At all income levels included in the 2026 Fare Survey, most respondents reported a preference for higher fares to maintain current transit service levels as opposed to lower fares with less bus and Trolley service. This preference for maintaining service at a higher fare was generally more common among respondents from higher income groups.

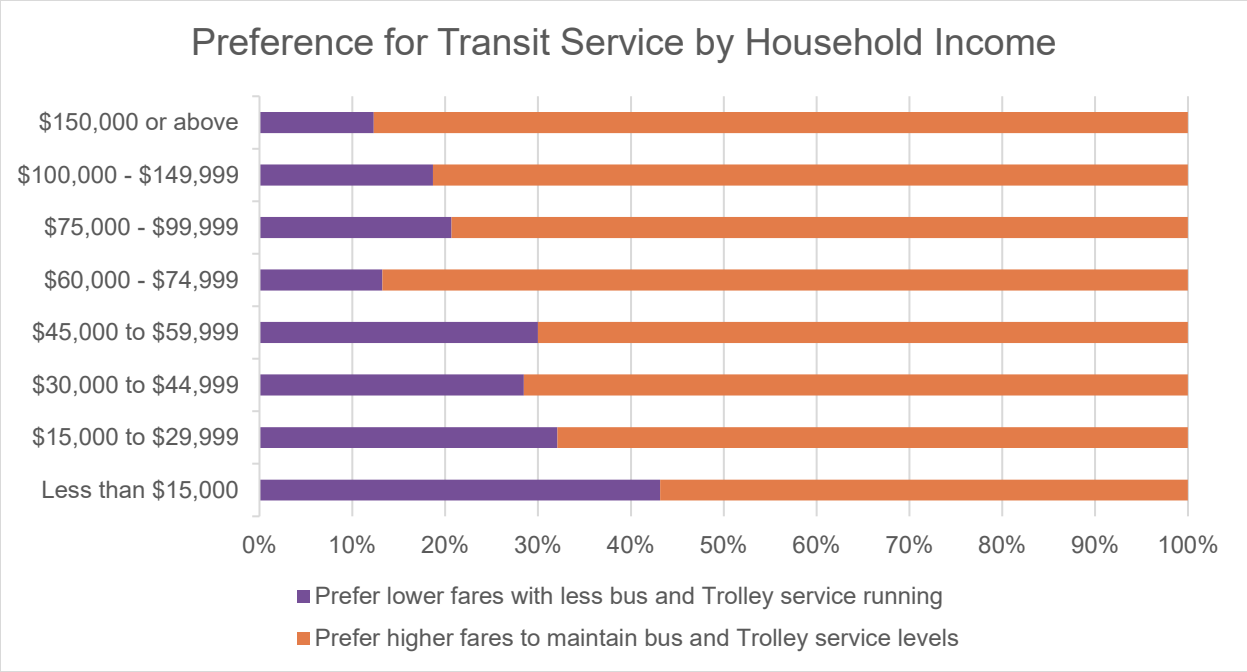

Source: SANDAG 2026 Transit Fare Change Study Survey

Fare Packages

During the survey, respondents were provided information about two fare packages: Package A and Package B. Package A had lower fares for most fare products but was expected to result in less revenue for the transit agency, while Package B had higher fares for most fare products and was expected to result in more revenue for transit agency. Respondents showed a slight preference for Package A over Package B at all levels of transit use frequency.

MTS Access users and caregivers were more likely than other survey respondents to report a preference for Package A. 64% reported a preference for Package A, with 36% reporting a preference for Package B.

Figure 23: Package Preference by Transit Use Frequency

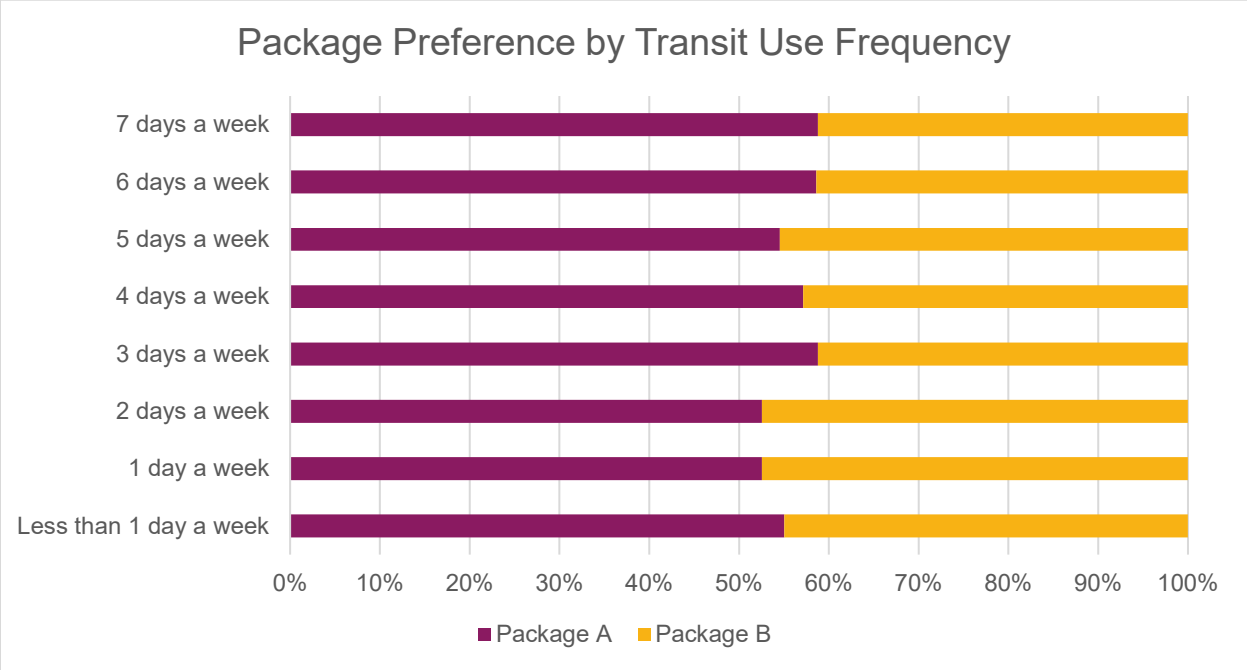

Source: SANDAG 2026 Transit Fare Change Study Survey

Preferences toward Packages A and B were more mixed across categories of annual household income. In general, preference for Package A was more common among respondents from lower-income households, while preference for Package B was more common among respondents from higher-income households.

Figure 24: Package Preference by 2025 Annual Household Income

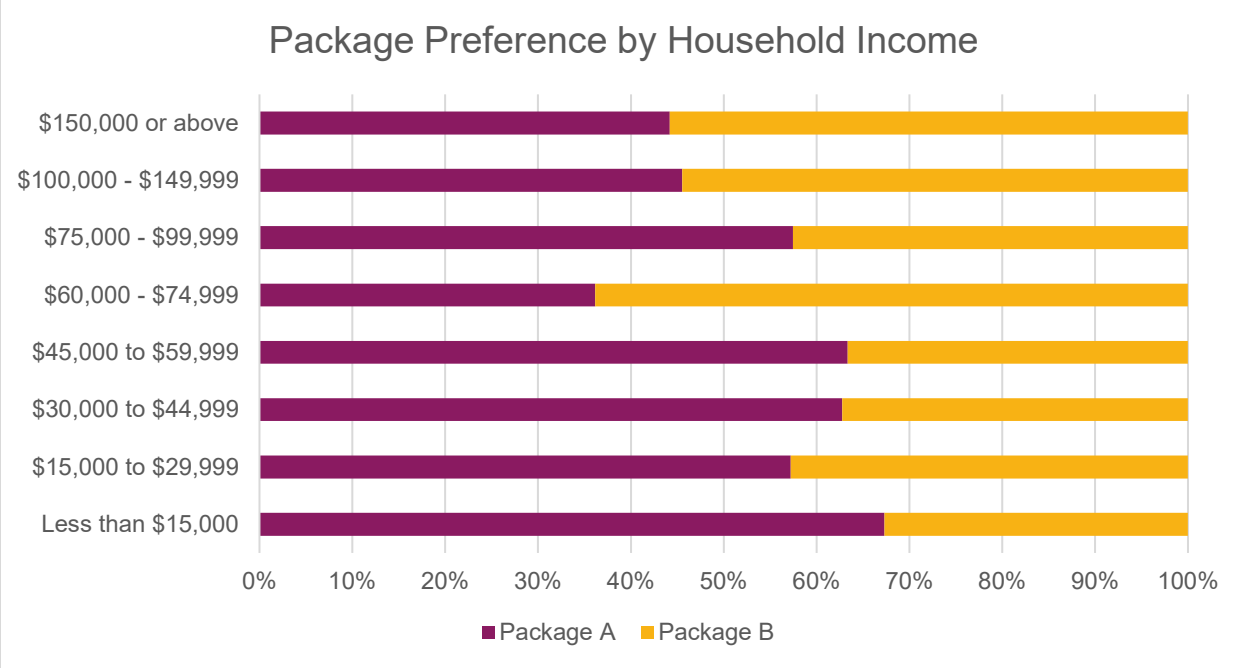

Source: SANDAG 2026 Transit Fare Change Study Survey

Phasing

After initially indicating a preference for Package A or Package B, survey respondents were asked to consider a scenario in which fare increases would be phased toward Package B over time. Respondents were presented with the following example:

- Year One (Fall 2026): Adult Month Pass could increase somewhere in the low-mid $80s.
- Year Two (Fall 2027): Adult Month Pass could increase comparable to Package A (e.g. $90)
- OPTIONAL Year Three: If MTS receives sufficient local and/or state funding, the final step increase (to $100) would not go into effect. However, if MTS does not receive new funding by November 2028, the final step increase (to $100/ month for Adults) could start as soon as January 1, 2029.

With this additional information, respondents were asked to report their preference for Package A as originally described, a phased version of Package B per the example, or Package B as originally described. In general, the phased Package B was the most common preference among less-frequent riders, and Package A remained the most common preference among more-frequent riders. Package B was the least common preference at all levels of transit use frequency.

MTS Access users and caregivers were more likely than other survey respondents to report a preference for Package A as originally described. 40% reported a preference for Package A as originally described, 42% reported a preference for phased Package B, and 18% reported a preference for Package B as originally described.

Figure 25: Package and Phasing Preference by Transit Use Frequency

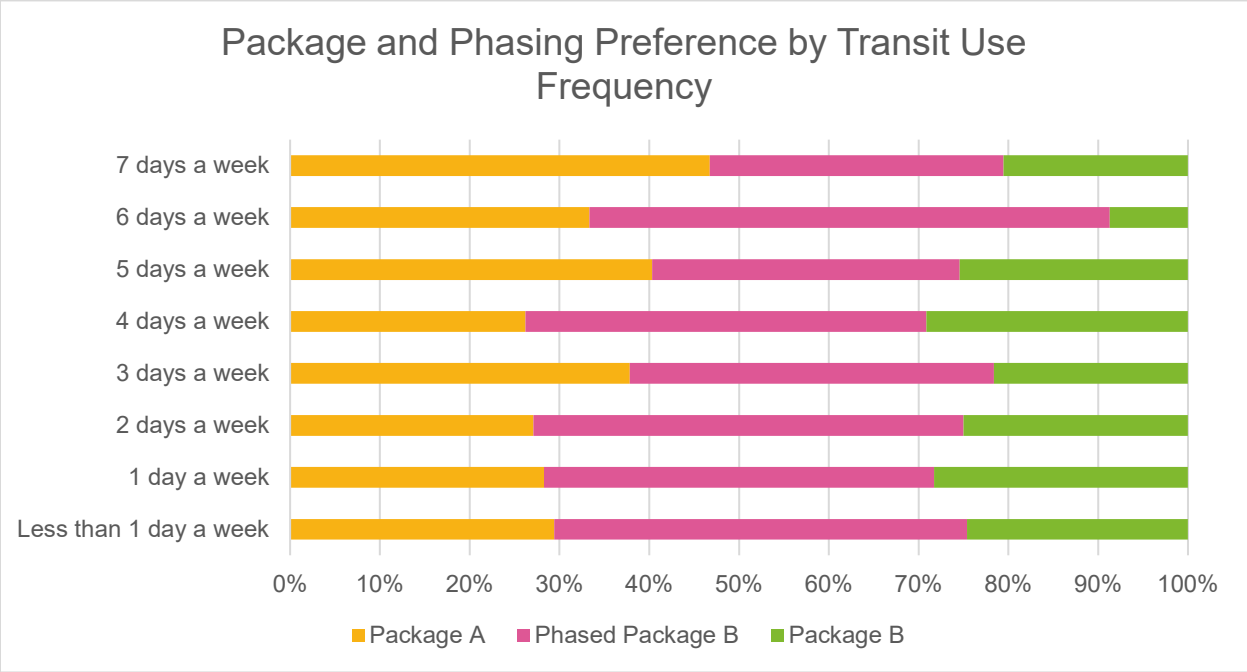

Source: SANDAG 2026 Transit Fare Change Study Survey

Given the options of Package A as originally described, phased Package B, and Package B as originally described, respondents from lower-income households generally reported a preference for Package A. Phased Package B was the most common preference among the middle- and higher-income households as categorized in this survey.

Figure 26: Package and Phasing Preference by 2025 Annual Household Income

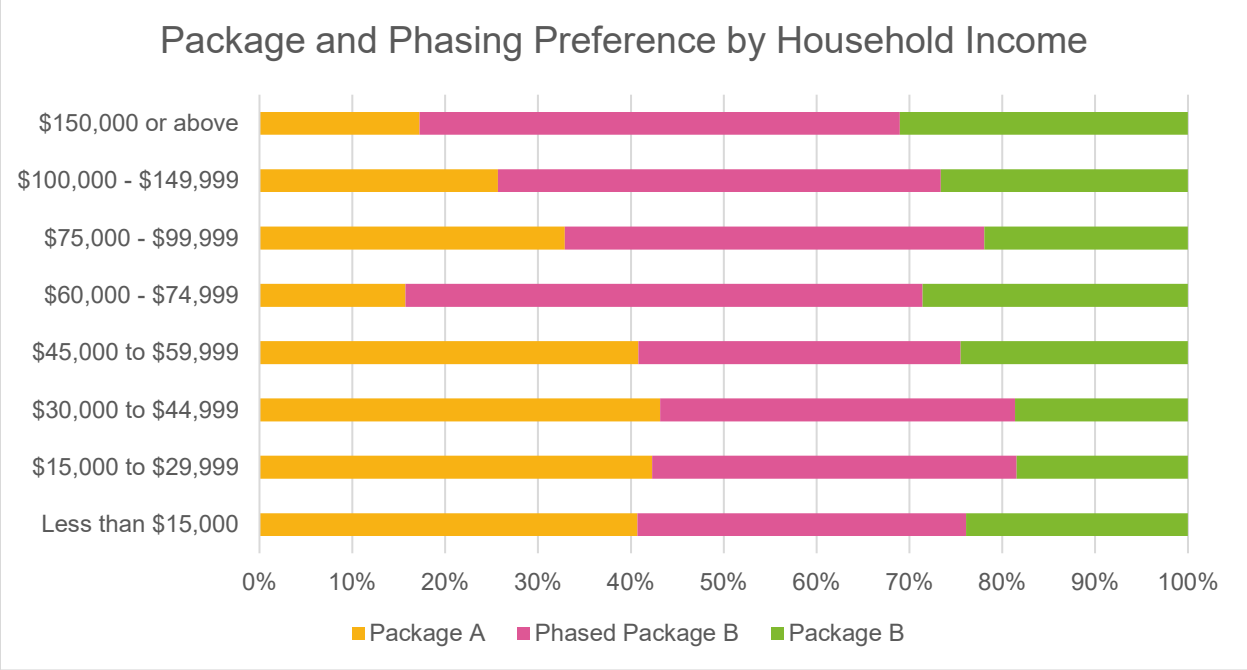

Source: SANDAG 2026 Transit Fare Change Study Survey

Fare Capping

Respondents were asked to consider the current system of fare capping that allows transit users to earn a day and/or month pass as they ride rather than needing to purchase passes upfront. Respondents were asked to report their preference for maintaining fare capping with higher fares versus eliminating fare capping but with lower fares. In general, preference for maintaining fare capping was more common among less frequent riders. Eliminating fare capping in favor of lower fares was only preferred by respondents using transit seven days per week. Between 12 and 25 percent of respondents in each category did not report an opinion.

MTS Access users and caregivers were less likely than other survey respondents to report a preference for fare capping. 33% reported a preference for maintaining fare capping with higher fares, 38% reported a preference for eliminating fare capping but with lower fares, and 30% reported no opinion. Fare capping does not apply to MTS Access, so this lower level of support may be partially explained by less familiarity with the current policy.

Figure 27: Fare Capping Preference by Transit Use Frequency

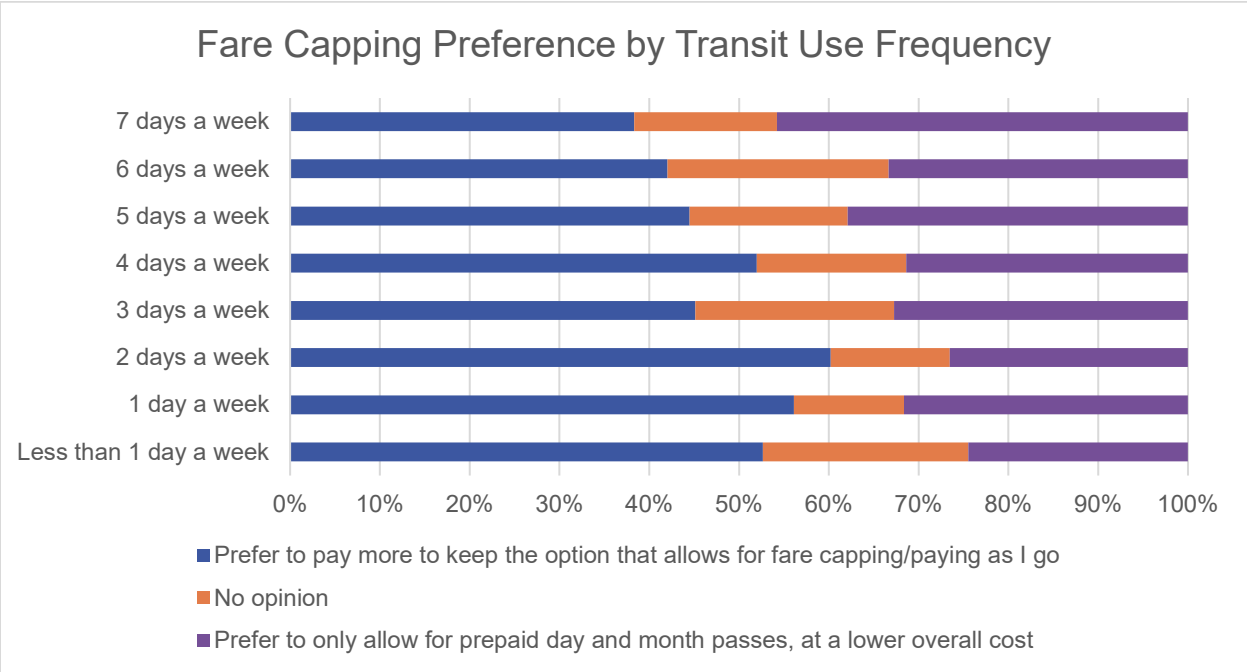

Source: SANDAG 2026 Transit Fare Change Study Survey

Respondents in all household income categories generally reported a preference for maintaining fare capping, with no clear pattern across household income categories. Between 9 and 24 percent of respondents in each category did not report an opinion.

Figure 28: Package and Phasing Preference by 2025 Annual Household Income

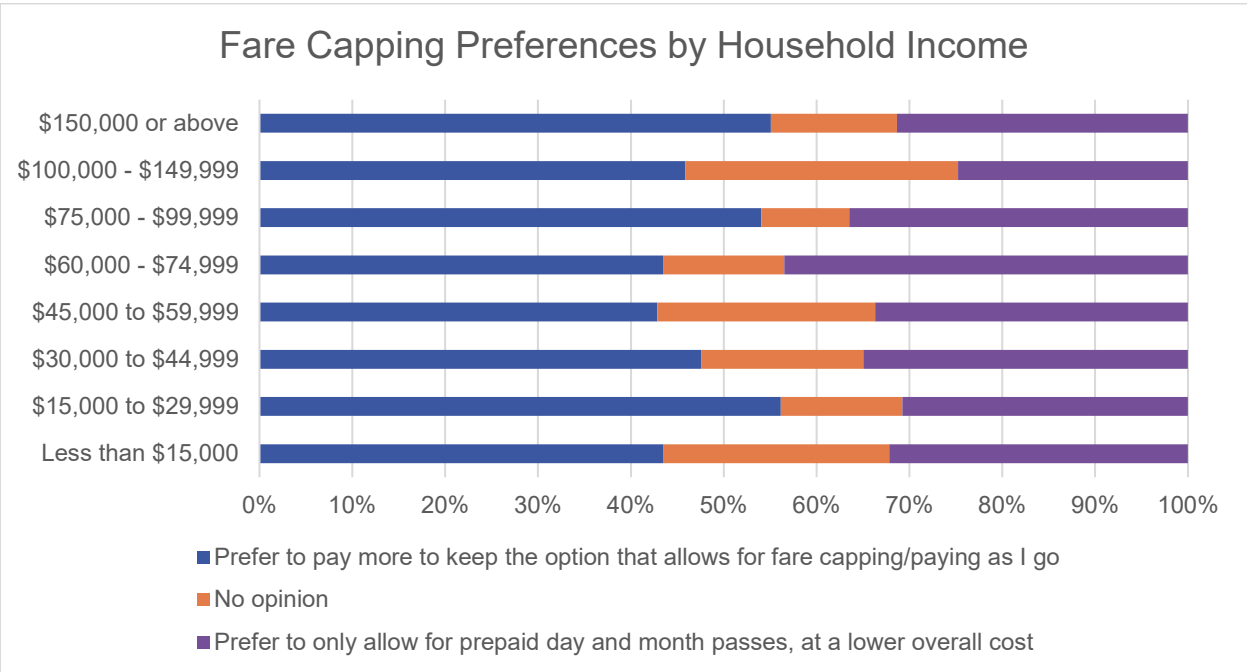

Source: SANDAG 2026 Transit Fare Change Study Survey

MTS Fare Change Study Workshop Summaries

Fare Change Study Workshop | Mid-City | February 9, 2026

Overview:

More than 30 people participated in the workshop at the Mid-City CAN offices, in City Heights. Discussion groups were held in English (18) and Spanish (15). The group represented a mix of frequent / daily transit users, people who ride less often, and those who do not ride but have family members who use transit.

Overall, workshop participants tended to want to prioritize keeping service levels high, and there were several comments throughout group discussion about avoiding any service cuts.

Feedback on the proposed fares themselves were mixed. Some participants felt that the fare increases were reasonable given the funding gap, while others were concerned about fares rising amongst all the other cost of living increases as well.

Participants were split on which package they would prefer, with some participants choosing neither - believing fares were high enough as-is; and several groups discussed wanting to ensure all other avenues for revenue were pursued (state funding, e.g.) before raising fares.

Discussion Responses Summary:

The following section outlines how many individuals voted for the following survey questions / discussion topics. Full discussion notes from each individual discussion group are attached.

Higher Fares/More Service:	Lower Fares/Less Service:	No Vote / Other Comments:
14 Try everything else before fare raises; if fares increase service / cleanliness should improve.	4 Negative impact on families being squeezed in other areas.	15 Transit system as-is may not justify higher fares + long-term sustainability could be hurt. Charge for parking.

Package A ($90 Adult, $30 SDM)	Package B ($100 Adult, $28 SDM)	None Selected + Other Comments
11 Believe this is a good combination of raising revenue, and month pass is not too bad.	8 Cap SDM at $25; use revenue to improve service.	7: Employer programs, operational savings. Keep fares as-is.

Increases should be phased over a few years	Increases should be made all at once, not phased	Other Comments
8 Time to adjust	15 Have fares stay the same for a longer period of time once raised	Enforce fares (raises don't matter if not enforced); rider rewards / incentive program.

Keep Fare Capping	Get Rid of Fare Capping	No Opinion
5	7	3

Main Take Aways:

The group overall wanted to avoid service cuts, but that did not necessarily translate into support for fare increases as an offset. There were multiple discussions about alternatives to raising fares or using fares as a last resort (for example, getting state funding). If fares were to increase, group members felt like service should also be improved (timeliness, cleanliness, etc.)

Other Notes:

Please note, not all groups had tallies matching total participation. Please see attached notes for transcriptions from moderators.

Fare Change Study Workshop | Linda Vista | 2.11.2026

Overview:

MTS partnered with Bayside Community Center in Linda Vista to hold a Fare Change Study Workshop on Wednesday, February 11, 2026. The workshop was held at the Bayside Community Center. There were 22 participants, most of whom were regular riders of the MTS system. Some rode daily, others rode on occasion. Most attendees qualified for a senior fare, with a few adult riders participating. There were three breakout groups, one conducted in English, one conducted in Spanish and the third conducted in Vietnamese.

Overall, participants were in favor of prioritizing transit service levels over the cost to ride. This community has already felt the impacts of service cuts as a cost saving measure during the January 2026 service change, which was top of mind for a few participants during the discussion.

Discussion Responses Summary:

The following section outlines how many individuals voted for the following survey questions / discussion topics. Full discussion notes from each individual discussion group are attached.

Higher Fares/More Service:	Lower Fares/Less Service:
All participants valued service levels and were willing to pay a higher fare. Ten participants commented or agreed with comments that if fares were to increase, they would want to see service maintained or improved.	N/A

Package A ($90 Adult, $30 SDM)	Package B ($100 Adult, $28 SDM)	Other Comments
Three participants preferred Package A, citing that Package B was too expensive, with a triple digit price, the adult monthly pass being a shock. There was also a preference to keep adult one-way fares low. One participant commented that when looking at just the SDM fares, either package was okay.	Seventeen participants preferred Package B. All participants with a preference for Package B qualified for a senior fare, with participants commenting that having a lower senior fare was the reason for their preference. Other participants wanted to see as much revenue generated as possible for the agency and still found Package B to be affordable. One participant commented that cutting service would be a bigger detriment to riders than raising fares.	One participant did not want to see an increase in fares at all.

Increases should be phased over a few years	Increases should be made all at once, not phased	No Opinion
Fifteen participants supported phasing in fare increases, allowing riders time to adjust to new prices. There was one comment that support for phasing was dependent on the level of increases every year, and that if the economy continues down the pattern it has been, continuous increases may be difficult for riders.	Five participants preferred to increase fares all at once, citing that it would be easier for both riders and the agency.	One participant did not have a preference on increasing fares in phases or all at once.

Keep Fare Capping	Remove Fare Capping
Seven participants desired to continue having fare capping available, as the current system is better for riders with less money upfront. Others preferred the flexibility and savings that fare capping can provide based on varying transportation needs each day or month.	Fourteen participants favored getting rid of fare capping. Participants valued keeping the overall fare low over having the flexibility of fare capping.

Main Take Aways:

Overall, participants wanted to see service levels preserved or improved and were willing to pay a higher cost overall. With most of the group qualifying for SDM fares, there was a slight preference to keeping senior fares low. The breakout group conducted in Vietnamese acknowledged that transportation was essential for the community and were willing to pay a higher price to continue supporting their neighbors. There was a strong desire to have fare increases phased in over time for Package B. When it came to fare capping there was 2/3 preference on eliminating fare capping to keep costs low.

Other Notes:

During the discussion a few comments came up in support of keeping youth fares free, with attendees valuing how it promoted youth to get on board the system. One participant commented that they would like to see local businesses and entertainment venues help subsidize passes for their customers and employees to encourage ridership.

Fare Change Study Workshop | South Bay | 2.18.2026

Overview:

MTS hosted a Fare Change Study Workshop at the National City Adult School on Wednesday, February 17, 2026. There were eleven participants in attendance. Participants had differing frequency of taking public transportation, with some relying on MTS as their only means of travel around San Diego, and others having not yet used the system. Participants also varied in age with some young adult riders and seniors being in attendance. All attendees participated in the group breakout session in English; there were two discussion groups.

All participants acknowledge that having reliable public transportation was important for the community as a whole and saw the importance of keeping service levels high. When it came to the fare change discussions themselves, the group tended to overwhelmingly prioritize a package that kept adult fares more affordable, feeling that an increase to $100 was too steep of a jump.

Discussion Responses Summary:

The following section outlines how many individuals voted for the following survey questions / discussion topics. Full discussion notes from each individual discussion group are attached.

Higher Fares/More Service:	Lower Fares/Less Service:
All participants commented that they would rather pay more in fares to maintain higher levels of services. Some participants acknowledged that it made sense for cost of fares to go up as operating costs increased.	N/A

Package A ($90 Adult, $30 SDM)	Package B ($100 Adult, $28 SDM)
Ten participants preferred Package A over Package B. Participants were concerned about the "sticker shock" on the prices to the adult monthly pass in Package B, especially it being a three-digit figure. Most participants with a preference for Package A prioritized keeping adult fares low.	One participant preferred Package B over Package A, as Package B would result in less service impacts overall.

Increases should be phased over a few years	Increases should be made all at once, not phased	No Opinion
Six participants preferred to have fare increases phased over a few years, as it would give riders more time to adjust and save them money.	Two participants agreed that increases should be made all at once. These participants felt having increases year over year would make riders more unhappy.	Three participants had no opinion on whether or not fares should increase in phases.

Keep Fare Capping	Get Rid of Fare Capping	No Opinion
Four participants preferred to keep fare capping have a higher adult pass rate, as they liked the flexibility that fare capping offers.	One participant was willing to explore eliminating fare capping.	Six participants had no opinion on fare capping as they were not familiar enough to comfortably make a comment. One of these participants also wished fare capping was covered in the presentation.

Main Take Aways:

Overall, participants valued high levels of service but felt that Package B was quite a significant increase and would be burdensome to riders. Phasing made Package B more palatable to most of the group. While over half of the group had no opinion about fare capping, those who did strongly preferred to keep the technology in place for the flexibility it provides.

Other Notes:

Participants had additional suggestions to improve the rider experience on the MTS system including adding a 24-hour pass instead of a day pass. Two participants were interested in seeing MTS strengthen the existing transit pass program/relationships with their employers (Navy, NASSCO). Lastly, one other participant was concerned how trans-border riders were being reached during this process and how any fare changes would be communicated to this rider group.

Fare Change Study Workshop | East County | 2.25.2026

Overview:

MTS hosted a Fare Change Study Workshop at the El Cajon Library on Wednesday, February 25, 2026. There were five participants in attendance. All riders were very familiar with the MTS system, with it being their main mode of transportation currently, or having relied on it in the past. Four of the five participants qualified for a disabled fare. All attendees participated in the discussion in English. Two of the five attendees arrived to the workshop late and missed some or all of the presentation.

Overall, most participants were very concerned about raising the prices for SDM fares citing and did not want to see that fare increase at all even if it meant further increases to adult fares or reinstating fares for youth riders.

Discussion Responses Summary:

The following section outlines how many individuals voted for the following survey questions / discussion topics. Full discussion notes from each individual discussion group are attached.

Higher Fares/More Service:	Lower Fares/Less Service:
Four participants were okay paying a higher cost to maintain service. It was important for participants to have a clean and reliable ride.	One participant preferred to not see an increase in disabled fares.

Package A ($90 Adult, $30 SDM)	Package B ($100 Adult, $28 SDM)	Comments on Fare Change Packages
N/A	N/A	It was very difficult for participants to decide between the two packages. Overall, participants did not want to see increases to SDM passes, and preferred to raise the adult day, monthly and premium pass rates. There was also concern that income for SDM riders varies so greatly that it would be hard to decide how much to raise fares if at all for reduced fare riders. One participant even suggested reinstating Youth fares. The one adult rider commented that there are organizations in place and can assist with an increase in SDM rates, if needed. Overall, each participant did not take a preference on one package over the other, and instead opted to make general comments about fare increases.

Increases should be phased over a few years	Increases should be made all at once, not phased	No Opinion
Two participants preferred to have fare increases be phased in. These participants believed phasing would be easier for riders to adjust, particularly riders on fixed incomes.	Two participants preferred to see fares increased all at once, but worried that if the budget deficit wasn't resolved in a few years, then MTS would be looking to make significant fare increases again in a few years.	One participant had no opinion

Keep Fare Capping	Remove Fare Capping	No Opinion
	Three participants were in favor of getting rid of fare capping. One participant commented that they were okay getting rid for fare capping for the daily pass, but wanted to keep it available for the monthly pass.	One participant did not feel familiar enough with fare capping to make a comment. One participant left the workshop before this question was asked.

Main Take Aways:

Overall, participants wanted to ensure that additional financial burden was not placed on SDM riders, particularly those on a fixed income. Participants were okay with raising fares to keep service levels as high as possible as long as SDM was not affected.

Other Notes:

Participants had additional comments about the current fare system that they found inhibitive. One rider found that some days they could not afford to reload her PRONTO card due to load minimums, ever if she had enough cash for a one way ride. Others commented on how difficult the SDM verification process can be, and how one may have to go through the process multiple times if they do not have internet access. There were also comments about the $8 card fee being prohibitive for SDM riders to get verified in person.

Two participants cited disappointment with fare enforcement policies and perceived it as the agency losing money and not being good steward of fare revenue.

Participants were also disappointed in a low turnout and commented on wanting to see more participation and MTS having done a better job at advertising and recruiting for this workshop.

Metropolitan Transit System

Fare Change Study Update

Board of Directors

Fare Change Study Background

- MTS Board voted February 13, 2025, to work with SANDAG and NCTD on a fare change study
- One part of a broader Financial Sustainability Strategy to defer the fiscal cliff through FY2030
  - 2030 is key target for when any new local or state revenue may start to be realized



Strategy for Filling the Gap

- $500 million+ gap over the next four fiscal years (FY 27-30)
- Needs change year-to-year ($118M-$146M)
- Four main buckets: capital transfer, reserves, operational savings/revenue, fares/service levels

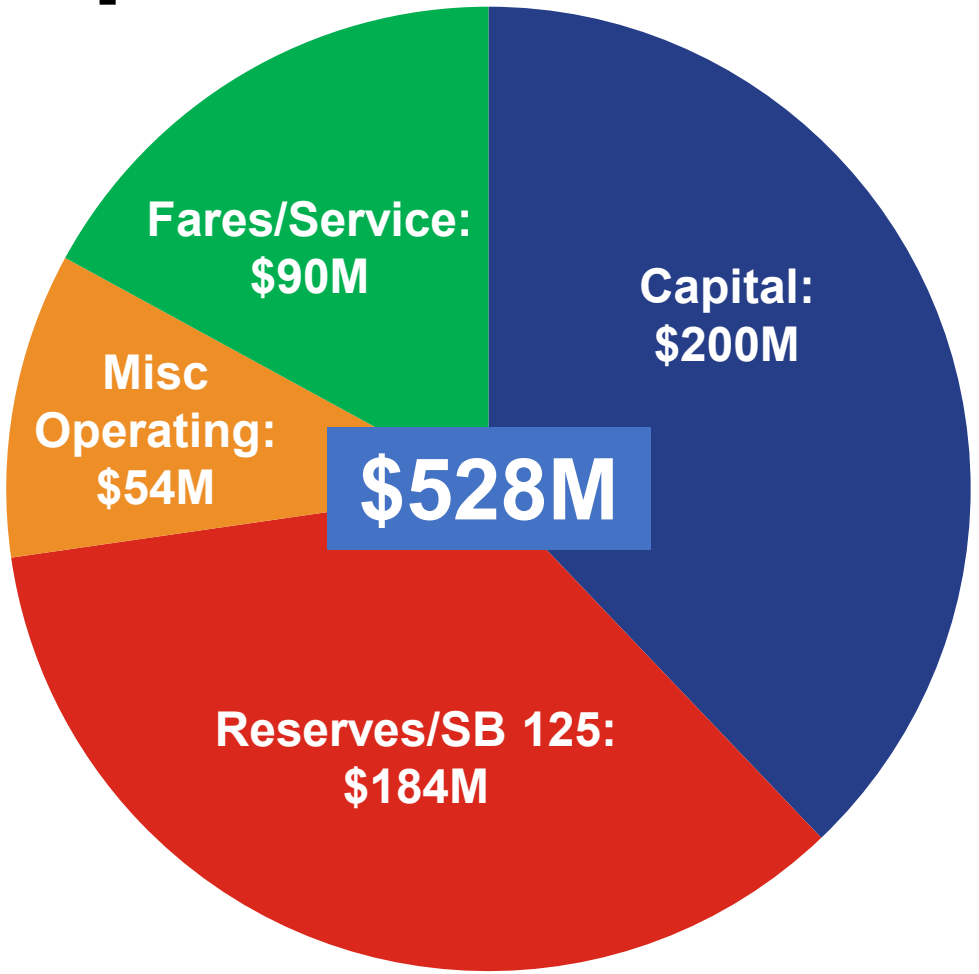

Filling the Gap

- Operational Savings:
  - Pension Amortization Strategy
  - Administrative cost cutting
  - Deferral of non-SGR/Safety projects / initiatives in operating budget
  - Service efficiencies
- Additional Non-Fare and Other Revenues

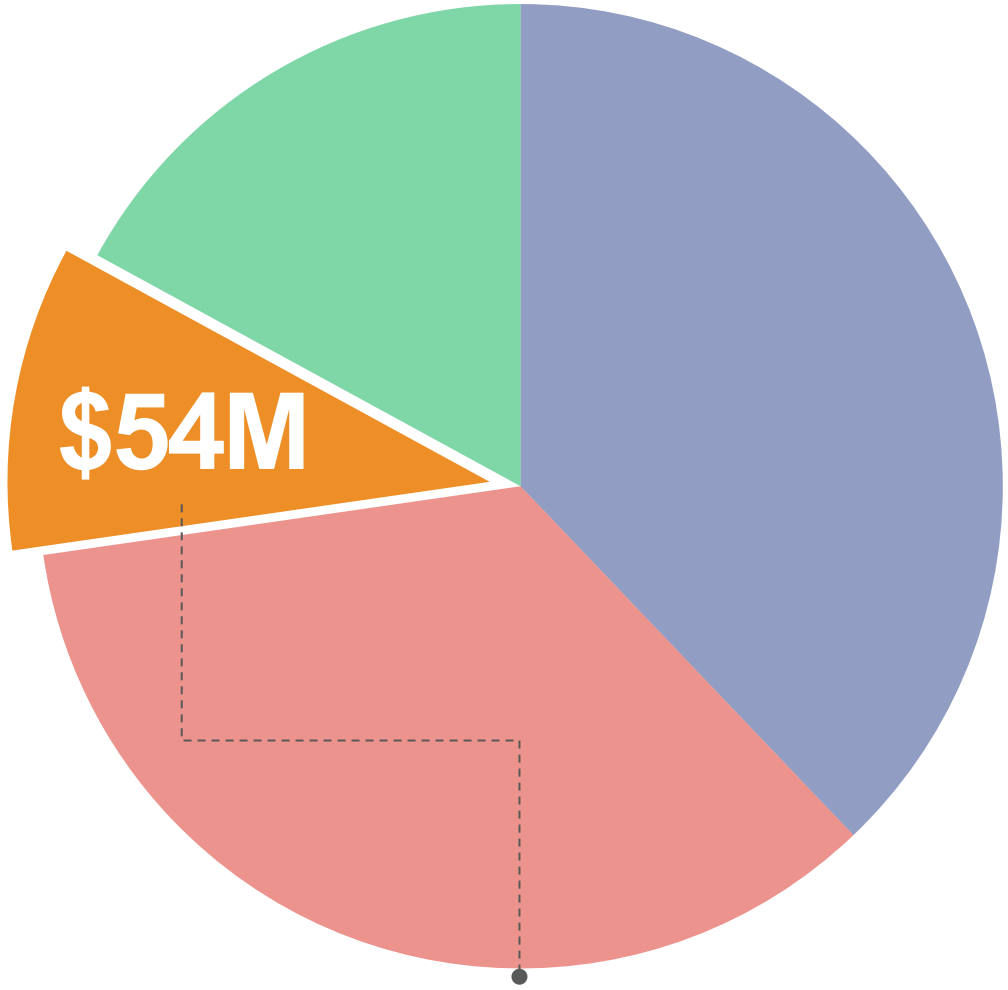

Misc Operating Savings and Revenue

Non-Fare Operating Revenue: Historical Trends

- Trend
  - Excludes interest revenue
  - Growth over time
  - Advertising revenue has more than doubled in the last 10 years ($8.9M annually)
  - Energy credits are crucial revenue stream for MTS operations
  - Marketing department exploring new initiatives

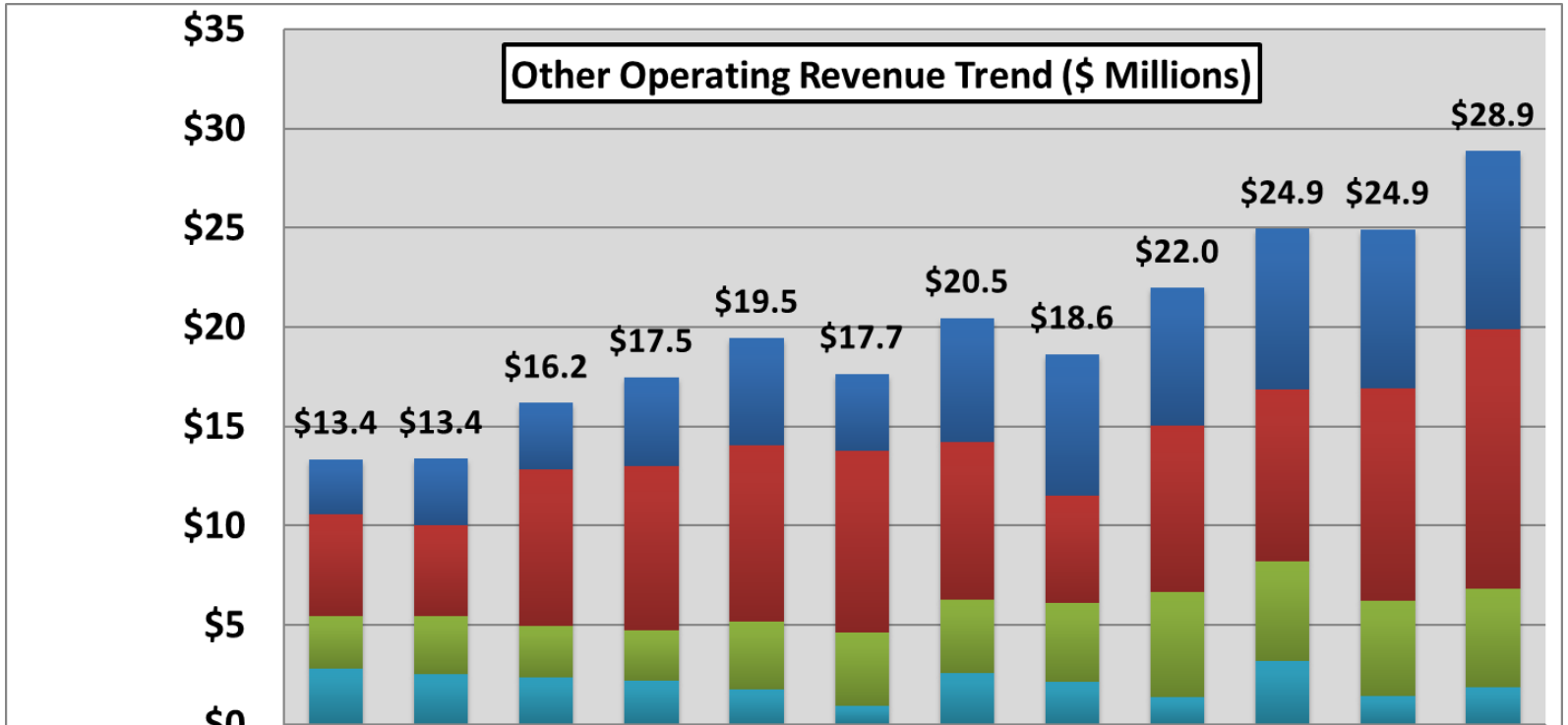

	FY16A	FY17A	FY18A	FY19A	FY20A	FY21A	FY22A	FY23A	FY24A	FY25A	FY26MY	FY27B
Advertising	$2.8	$3.3	$3.4	$4.4	$5.4	$3.9	$6.2	$7.1	$6.9	$8.1	$8.0	$8.9
Energy Credits	5.2	4.6	7.9	8.3	8.9	9.1	8.0	5.4	8.4	8.7	10.7	13.1
Land Management	2.6	2.9	2.6	2.5	3.4	3.7	3.7	4.0	5.3	5.0	4.8	4.9
Other	2.8	2.6	2.4	2.2	1.8	1.0	2.6	2.2	1.4	3.2	1.4	1.9
Total	$13.4	$13.4	$16.2	$17.5	$19.5	$17.7	$20.5	$18.6	$22.0	$24.9	$24.9	$28.9

New and Ongoing Non-Fare Revenues

- **Increasing Advertising Revenues to help with fiscal cliff:**
- Approx. $1.75 million in additional annual revenue and continue to grow
- Tactics in various stages between now through FY29
- **Advertising:**
  - New vehicle wraps
  - Downtown digital kiosks
  - New digital billboard
  - Onboard Trolley digital monitors
  - More station advertising
  - Online merchandise store
  - More bus shelters and benches with advertising





New and Ongoing Non-Fare Revenues

- **Land Management**
  - TODs: 7 complete; 1 under construction; 9 under negotiation; 6 future opportunity sites
  - Concession Kiosk Rentals: 17 vendors, new / upcoming (Iris cell phone, A-Mart, food trucks)
  - Renegotiated contracts for increased lease rates (I-805 billboard, fiber easement)



New and Ongoing Revenues

- **Naming Rights Agreements:**
  - Ongoing to secure new naming rights sponsors for stations, Trolley lines and special events (UC San Diego Health, Union Grantville)

- **Employer Program Outreach:**
  - 150 existing bulk pass program partners
  - New sign-on incentive added this past year for discount program
  - Target list of large employers in government, hospitality, housing developers, etc.
  - U-Pass Programs: UC San Diego students, City of SD employees





New and Ongoing Revenues

- **Special Events and Airport**
  - Heavy advertising/partnership focus past few years
  - Major event venues (e.g. Petco Park, Snapdragon)
  - Conventions (e.g. bulk pass orders)
  - World Cup / Olympics



- **Corporate Partnerships to Grow Large Event Ridership:**
  - San Diego FC
  - San Diego Padres
  - San Diego Wave FC
    - All-Season Pass Sales
  - San Diego State Athletics





Fiscal Year 2027 Operating Budget
Preliminary 5-Year Forecast

	FY 2027 Budget	FY 2028 Projected	FY 2029 Projected	FY 2030 Projected	FY 2031 Projected
Operating Revenues	$ 116,504	$ 116,854	$ 118,176	$ 120,197	$ 122,452
Recurring Subsidy	264,286	269,922	275,648	281,387	287,139
Total Recurring Revenues	**$ 380,790**	**$ 386,777**	**$ 393,824**	**$ 401,585**	**$ 409,591**
Total Expenses	**480,854**	**499,129**	**518,588**	**538,885**	**560,308**
Structural Deficit	**$ (100,064)**	**$ (112,352)**	**$ (124,763)**	**$ (137,300)**	**$ (150,717)**
Reserves	(92)	58	124	162	194
Shift from Capital to Ops	50,000	50,000	50,000	50,000	50,000
SB-125 Funding	50,156	62,294	71,807	-	-
Revenues Less Expenses	**$ -**	**$ -**	**$ (2,833)**	**$ (87,139)**	**$ (100,523)**

- Goal is to balance through FY 2030
  - Key FY 2029 Date: November 2028 election, potential for ballot measure
  - Key FY 2030 Date: January 2030, revenue starts if a ballot measure passes

Other Funding Mechanisms

Funding Sources	Funding Structure/Mechanism	Implementation Requirements	Est. Timeline	Potential Fiscal Impact to MTS
Local Sales Tax Measure (MTS-led or Citizens Initiative)	Local 1/2-cent sales tax dedicated within MTS's jurisdiction for MTS operations, capital, maintenance, and service expansion.	An MTS-led measure would require a 2/3 local vote to approve the tax. A citizens' initiative-led measure would require majority+1 local vote to approve the tax. (Note: MTS is pursuing legislation (AB 2484) that would grant MTS the authority to have a voter-based initiative.)	Target: November 2028 election	Approximately $300M annually
Transportation Development Act (TDA) Expansion	TDA, enacted in 1971, provides funding to local transportation agencies through two programs: the Local Transportation Fund (LTF) and the State Transit Assistance (STA) program. The LTF is derived from a ¼ cent statewide general sales tax. The STA is derived from sales tax on diesel fuel.	Legislation required to expand TDA, specifically doubling LTF, from 1/4-cent to 1/2-cent by modifying the Bradley-Burns Act. Requires state legislation to amend the Public Utilities Code. No statewide vote required, only approval via the Legislature and the Governor.	Est. 2 years	Approximately $140M annually
Greenhouse Gas Reduction Fund (GGRF) – Updating Program Policies	GGRF programs for transit, primarily funded by Cap-and-Invest proceeds, focus on reducing emissions and vehicle miles traveled through investments. Key programs include the Transit and Intercity Rail Capital Program (TIRCP) and Low Carbon Transit Operations Program (LCTOP).	Legislation required to update GGRF program policies to provide funding via formula, rather than competitive grant opportunities, and allow for the flexible use of those funds for operational purposes (similar to SB 125 one-time funding).	Est. 1 – 2 years	Approximately $25M annually
Zero-Emission Transit Capital Program (ZETCP)	Via SB 125 funding, ZETCP allocated to transit systems based on formula to fund zero-emission projects and could be flexibly used for operations. MTS has received $17.2M out of planned $46.3M of ZETCP funding. In FY27 and FY28, MTS should receive $9.7M and $19.4M in ZETCP funding, respectively. The Governor's proposed FY27 budget does *not* include the appropriation of ZETCP funds.	Through the State legislative budget process, the ZETCP funding will need to be included in the FY27 and FY28 budgets. These are one-time funds under SB 125.	1 – 2 years (FY27 – FY 28)	Approximately $29M annually (one-time funding)

Other Funding Mechanisms

Funding Sources	Funding Structure/Mechanism	Implementation Requirements	Est. Timeline	Potential Fiscal Impact to MTS
Generate new revenue through land value capture	Update increment financing tools to make it easier for transit agencies to capture value and establish districts. Examples may include: - Obtain authority to create Tax Increment Financing (TIF) district (would be created around transit stations where future increases in property tax revenues are captured to help fund transit projects). - Obtain authority to create Special Assessment District (properties within a certain radius of a station are charged an additional fee due to the direct benefit from increased accessibility to transit). - Obtain authority for transit agency to sell air rights above stations or tracks.	Potential state legislation and/or local City Council approvals. Additional research required to understand full scope of implementation requirements.	5+ years	Unknown
Property Parcel Tax	A parcel tax is a flat fee tax imposed on property parcels within a designated area typically used by local services.	Legislation is required to provide MTS with the authority to levy a parcel tax within MTS jurisdiction. Following approval via the Legislature and the Governor, a local vote to approve the tax by a 2/3 vote of those within MTS jurisdiction.	Est. 2 - 4 years, plus future ballot measure TBD	Approximately $25M-$50M annually

Other Funding Mechanisms

Funding Sources	Funding Structure/Mechanism	Implementation Requirements	Est. Timeline	Potential Fiscal Impact to MTS
Zero-Emission Vehicle (ZEV) Registration Fee Expansion	California imposes additional registration fees on ZEVs, currently ranging from $100-$175 annually per vehicle. This fee was established to offset declining gas tax revenue. These fees are currently supporting transportation and infrastructure.	Legislation is required to increase registration fees statewide and direct funds to support transit agencies.	Est. 2 - 4 years	Approximately $5M-$13M annually
Rideshare Tax	Additional fee/tax imposed on users taking rideshare trips with trips originating within MTS jurisdiction.	Legislation is required to provide MTS with the authority to tax users taking rideshare trips that originate within MTS' jurisdiction. Following approval via the Legislature and the Governor, a local vote is required to approve the tax with a 2/3 vote of those within MTS jurisdiction.	Est. 2-4 years, plus future ballot measure TBD	Approximately $10M-$30M annually
Vehicle License Fee (VLF) and/or Vehicle Registration Fee (VRF) Increase	VLF: Annual tax on vehicle ownership is calculated as a percentage of the vehicle's market value. VRF: Annual vehicle registration fee is the overall cost to legally operate a vehicle.	Requires local voter approval.	Future ballot measure	Unknown; dependent on targeted increase to VLF / VRF

Other Funding Pursuits

No Fare Change	(-$3M)	(-$87M)	(-$151M)
With Fare Change	(Balanced)	(-$42M)	(-$92M)
2027	**2028**	**2029**	**2030**	**2031**
ZETCP ($) **– unsecured funding** **SANDAG funding restructure (unknown)**	**GGRF($)** **– variable, unallocated** **TDA modification ($$$)** **– Formula** *Legislative changes to access other revenue generating mechanisms* *Tentative:* *Local ballot measure*	**If no new funding, start $60M+ annual service cuts**	**If local measure passes, start to realize revenues** *First opportunity for any new revenue authority to go to ballot*	

- *Fare changes do not close funding gap need but lessen potential severity of service cuts if no new funding is realized.*

Fiscal Year 2027 Operating Budget
Preliminary 5-year Forecast

	FY 2027 Budget	FY 2028 Projected	FY 2029 Projected	FY 2030 Projected	FY 2031 Projected
Operating Revenues	$ 116,504	$ 116,854	$ 118,176	$ 120,197	$ 122,452
Recurring Subsidy	264,286	269,922	275,648	281,387	287,139
Total Recurring Revenues	**$ 380,790**	**$ 386,777**	**$ 393,824**	**$ 401,585**	**$ 409,591**
Total Expenses	**480,854**	**499,129**	**518,588**	**538,885**	**560,308**
Structural Deficit	**$ (100,064)**	**$ (112,352)**	**$ (124,763)**	**$ (137,300)**	**$ (150,717)**
Reserves	(92)	58	124	162	194
Shift from Capital to Ops	50,000	50,000	50,000	50,000	50,000
Fare Increase	6,750	12,750	14,000	14,000	14,000
SB-125 Funding	43,406	49,544	60,640	30,667	-
Revenues Less Expenses	**$ -**	**$ -**	**$ -**	**$ (42,472)**	**$ (86,523)**

- Forecast including fare increase implementation

Fiscal Year 2027 Operating Budget
Preliminary 5-year Forecast

	FY 2027 Budget	FY 2028 Projected	FY 2029 Projected	FY 2030 Projected	FY 2031 Projected
Operating Revenues	$ 116,504	$ 116,854	$ 118,176	$ 120,197	$ 122,452
Recurring Subsidy	264,286	269,922	275,648	281,387	287,139
Total Recurring Revenues	**$ 380,790**	**$ 386,777**	**$ 393,824**	**$ 401,585**	**$ 409,591**
Total Expenses	**480,854**	**499,129**	**518,588**	**538,885**	**560,308**
Structural Deficit	**$ (100,064)**	**$ (112,352)**	**$ (124,763)**	**$ (137,300)**	**$ (150,717)**
Reserves	(92)	58	124	162	194
Shift from Capital to Ops	50,000	50,000	50,000	50,000	50,000
SB-125 Funding	50,156	62,294	71,807	-	-
Revenues Less Expenses	**$ -**	**$ -**	**$ (2,833)**	**$ (87,139)**	**$ (100,523)**

- Goal is to balance through FY 2030
  - Key FY 2029 Date: November 2028 election, ballot measure?
  - Key FY 2030 Date: January 2030, begin receiving revenue from ballot measure

Filling the Gap

- In transit industry, there are two primary means within the agency's control to address funding needs:
  - *fare prices*
  - *service levels*
- Budget gap through FY2030 reflects average need of $22.5 million per year over next four years between fares and service
- Securing fare revenue now helps lessen severity of service cuts in next 2-3 years

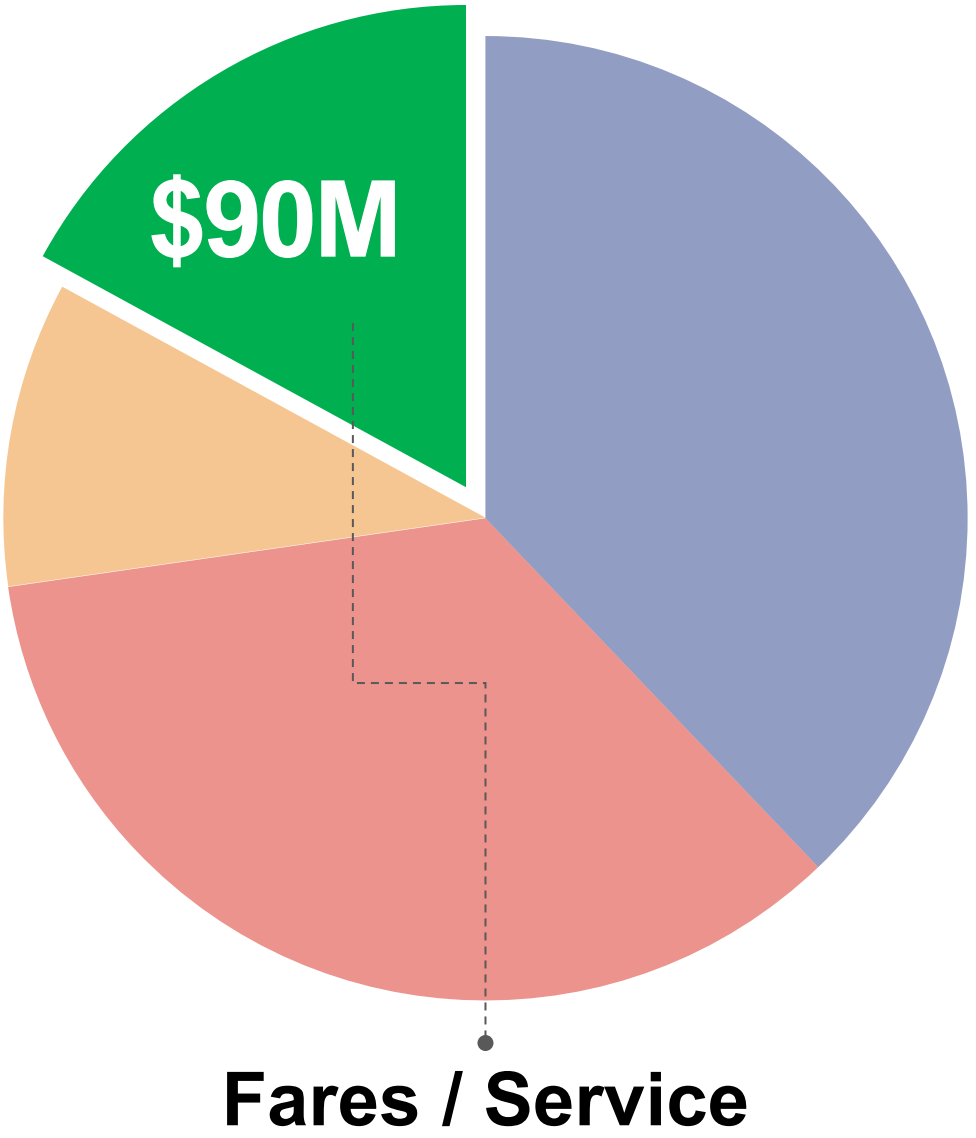

Community Engagement Recap

Phase 1 – Oct-Nov 2025

- Online survey, transit center outreach
- 5,700 responses

Phase 2 – Feb-March 2026

- Presented two fare change packages
- Online survey (1,200+ responses)
- Five community workshops (Approx. 90 attendees)
- Five transit center outreach events (estimated 200+ riders engaged)



Drafting Fare Change Proposals

- Staff goal to achieve 50% of total projected "fares / service" deficit with increased fare revenue
- Try to find balance between the SDM and Adult fare increases
- Looked at peer agencies for comparable current fare levels (MTS Adult month pass price unchanged since 2009)

	MTS	TRIMET (Portland)	DART (Dallas)	UTA (Salt Lake City)	MUNI (San Francisco)	SACRAMENTO REGIONAL TRANSIT (Sacramento)	RTD (Denver)
Adult **One-Way**	$2.50	$2.80	$3	$2.50	$3	$2.50	$2.75
Adult **Day Pass**	$6	$5.60	$6	$5	$5.70	$7	$5.50
Adult **Month Pass**	$72	$100	$126	$85	$86	$100	$88

Fare Change Packages for Public Outreach

	Package A	Package B	Current
Adult One-Way	$3	$3.50	$2.50
SDM One-Way	$1.50	$1.50	$1.25
Adult Day Pass	$7	$8	$6
SDM Day Pass	$3.50	$3.50	$3
Adult Month Pass	$90	$100	$72
SDM Month Pass	$30	$28	$23

Package A

	Package **A**
Adult **One-Way**	**$3**
SDM **One-Way**	**$1.50**
Adult **Day Pass**	**$7**
SDM **Day Pass**	**$3.50**
Adult **Month Pass**	**$90**
SDM **Month Pass**	**$30**

Projected Annual Revenue Increase	**~ $11.2M**
Projected Annual Ridership Loss	**~ 2.3 million** (~2.8%)
High-Level Comparison Between Packages A and B	Lower Adult, but Higher SDM Month Pass
	Lower Day Pass and One-Way Fares
	Lower Revenue / More Service Impacts
	Lower Ridership Loss

Package B

	Package **B**
Adult **One-Way**	**$3.50**
SDM **One-Way**	**$1.50**
Adult **Day Pass**	**$8**
SDM **Day Pass**	**$3.50**
Adult **Month Pass**	**$100**
SDM **Month Pass**	**$28**

Projected Annual Revenue Increase	**~ $16.8M**
Projected Annual Ridership Loss	**~ 3.2 million** (~3.9%)
High-Level Comparison Between Packages A and B	Higher Adult, but Lower SDM Month Pass
	Greater Increase in Adult Day Pass and One-Way Fares
	Higher Revenue / Lessens Service Impacts
	Higher Ridership Loss

Transit Service vs. Cost to Ride by Annual Household income

Top: Survey 1 | Bottom: Survey 2

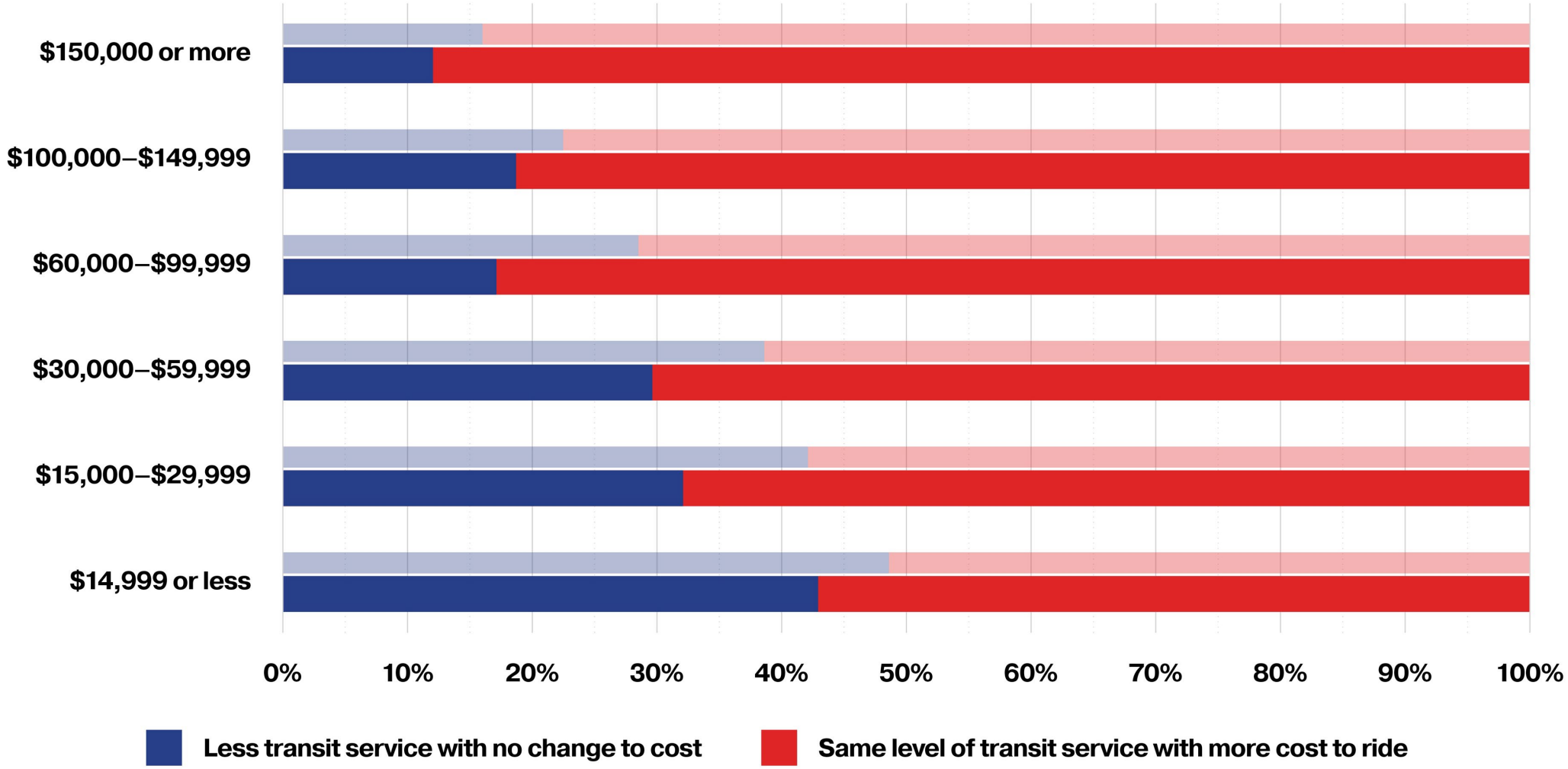

October 2025 Board Workshop Recap

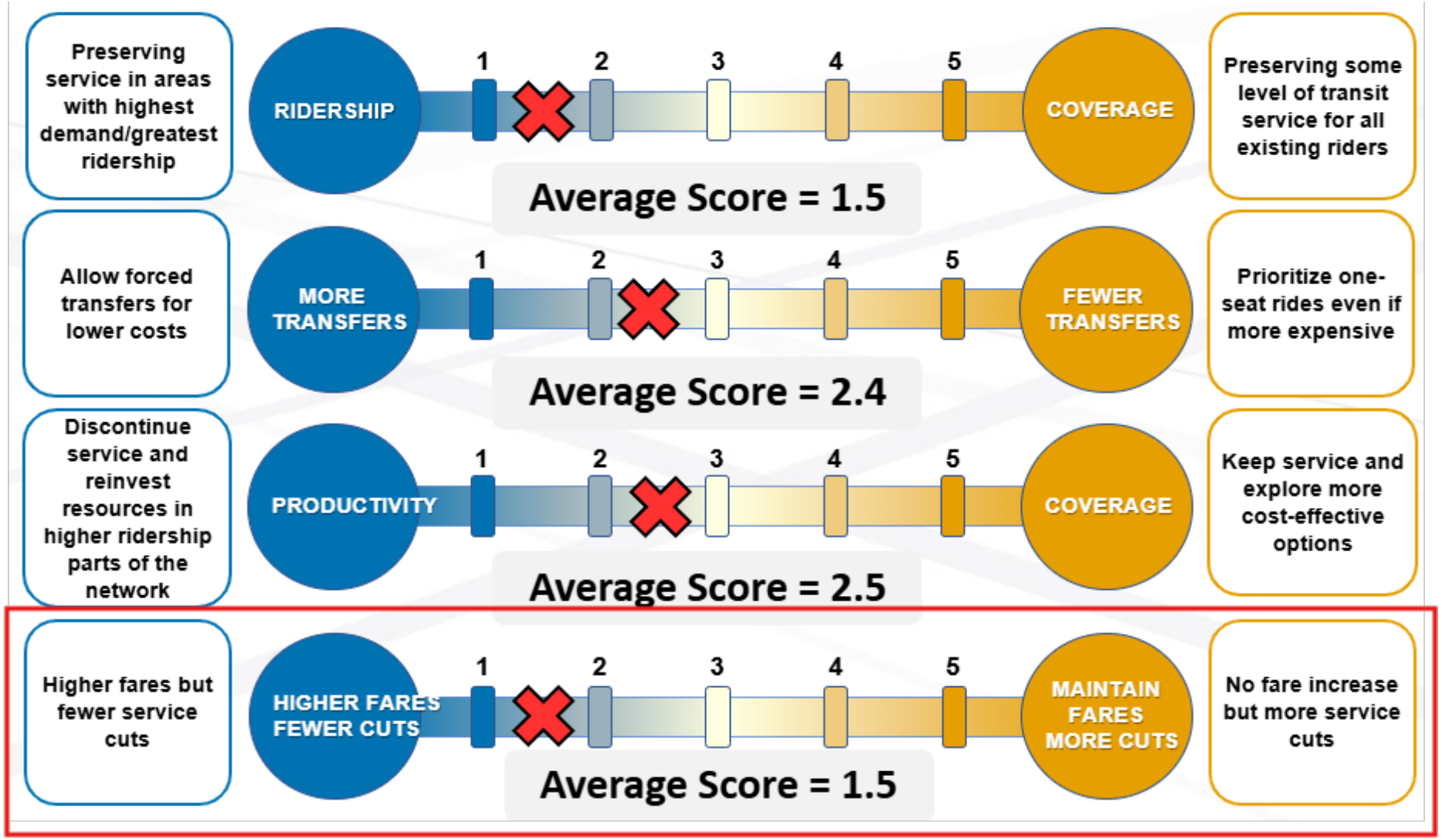

High Level Engagement Results

- Service levels remained the priority for riders when reviewing potential changes to fares and/or service
- Slight preference for Package A (56%) vs. Package B (44%)
- When given a phased approach for Package B, became preferred option
- Preference to keep fare capping methodology, even if we could save money that would lower the overall package cost



Final Package Recommendation

	Current	Phase 1: Fall 2026	Phase 2: Fall 2027
Adult **One-Way**	**$2.50**	**$3**	**$3.25**
SDM **One-Way**	**$1.25**	**$1.50**	**$1.50**
Adult **Day Pass**	**$6**	**$7**	**$7**
SDM **Day Pass**	**$3**	**$3.50**	**$3.50**
Adult **Month Pass**	**$72**	**$85**	**$95**
SDM **Month Pass**	**$23**	**$28**	**$30**
Projected Annual **Revenue Increase**		**$9 million** per year	**$14.2 million** per year

Fare Change Recommendation

- Clear tolerance for fare increases based on the public's desire to prioritize service levels over the cost to ride
- Increasing Adult Month Pass price is critical to reach revenue goals (88% of fare revenue obtained from adult pass category)
- Phase 1 Adult Month Pass is at the low end of peer agency price point, and lower than initial proposed packages
- Provides enough support in the near-term for financial sustainability strategy (closes FY2030 gap by about 50%)
- Preserves free two-hour transfers and fare capping

	Current	**Phase 1:** Fall 2026	**Phase 2:** Fall 2027
Adult **One-Way**	$2.50	$3	$3.25
SDM **One-Way**	$1.25	$1.50	$1.50
Adult **Day Pass**	$6	$7	$7
SDM **Day Pass**	$3	$3.50	$3.50
Adult **Month Pass**	$72	$85	$95
SDM **Month Pass**	$23	$28	$30
Projected Annual **Revenue Increase**		$9 million per year	$14.2 million per year

Final Package Recommendation

	Phase 1: Fall 2026	**Phase 2:** Fall 2027
Projected Annual **Revenue Increase**	**$9 million per year**	**$14.2 million per year**
Projected Annual Ridership Loss **Due to Fare Increase**	**1.8 million**	**2.8 million**
Potential Annual Ridership Loss **Due to Service Reductions*** *(If fare change does not happen)*	**4 million**	**6.3 million**
Potential Bus/Trolley Operator **Job Loss** *(if fare change does not happen)*	**70 operators** (5% reduction)	**109 operators** (7.8% reduction)

***Phase 1:** Assumes 5% reduction in service would result in 5% fewer riders = ridership loss of 4,041,512

***Phase 2:** Assumes 7.8% reduction in service would result in 7.8% fewer riders = ridership loss of 6,304,763

Compliance with SANDAG Board Policy

- SANDAG Fare Policy and Comprehensive Fare Ordinance (Board Policy No. 029)

- Section 2.2: The annual average fare (per passenger) over time, shall generally be consistent with annual increases in regionwide transit cost indicators and/or the rate of inflation

  - Avg. fare per passenger (MTS Performance Monitoring Reports):
    - FY 2009: $0.97 (last time Adult Month Pass increased)
    - FY 2025: $0.95
    - With inflation average fare per passenger should be $1.55

Fare Change Study Timeline

OCT - NOV 2025		• MTS and NCTD survey riders to understand their priorities and how changing fares might affect them. • Research potential fare changes to see how much ridership and revenue would be impacted.
JAN - FEB 2026		• Staff propose options for changing fares and get feedback from transit agencies' Board of Directors • Gather more feedback from riders on fare change options at transit centers and public workshops
SPRING 2026		• Staff propose final fare change to Boards (community opportunity to make formal public comments) • MTS and NCTD's Boards of Directors, then SANDAG's Transportation Committee, vote on whether to recommend/approve proposed changes.
SUMMER/FALL 2026		• If approved, fare changes go into effect

Staff Recommendation

That the San Diego Metropolitan Transit System (MTS) Board of Directors:

- Forward a recommendation to the San Diego Associations of Governments (SANDAG) to make the changes to the Regional Comprehensive Fare Ordinance outlined in Attachment A (Phased Package).

CIRCULATE PLANNING & POLICY

Circulate Planning & Policy
701 B Street, Suite 1150
San Diego, CA 92101
(619) 544-9255
@CirculateSD
www.circulatesd.org

April 6, 2026

Chair Stephen Whitburn
Metropolitan Transit System
1255 Imperial Ave, Suite 100A
San Diego, CA, 92101

SUBJECT: San Diego's Transit System Depends on Maintaining Service Levels

Dear Chair Whitburn and Members of the Metropolitan Transit System Board:

On behalf of Circulate Planning & Policy, whose mission is to create excellent mobility choices and vibrant, healthy neighborhoods, I am writing to urge the Metropolitan Transit System (MTS) to take the actions necessary to maintain service levels as it considers actions to address its operational deficit.

1. **Maintaining current levels of service is essential for the long-term sustainability of the region's transit system.**

The long-term success and sustainability of the MTS system depends on the number of people riding transit. When transit becomes less convenient and less predictable, less people use the system. Increased headways, reduced routes, slower service, and other measures to scale back the quality of transit service will inevitably result in reduced ridership and farebox revenue. This results in more service cuts and the self-reinforcing downward spiral of a system, known as the "transit doom loop." In the long-term, raising fares leads to less ridership loss than cutting service.

A robust transit network is essential to meet the City's equity, climate, and mobility goals. Cutting service to keep fares low near-term is counter to all of these objectives in the long-term.

2. **Package B with phased implementation is the best available approach.**

Package B presents the best opportunity for MTS to have sufficient fare revenues to maintain service in the immediate term. A phased implementation will help soften the blow and keep the system moving.

We must all acknowledge that any increase for fares will be a hardship for some riders, and should be a method of last resort. Nevertheless, keeping high levels of service will benefit the vast majority of riders who will continue to rely on the system, and it will help rebuild ridership with intact, well-established routes.

3. Transit riders repeatedly favor paying higher fares to maintain service.

In addition to being most advantageous for the sustainability of our transit system, transit riders themselves do not want MTS to cut service. The most recent MTS fare change community outreach yet again found that most transit riders favor paying modestly higher fares to keep service levels the same. This finding is consistent with prior MTS fare change surveys. Transit riders over and over ask MTS say they prefer higher fares if necessary to maintain current service levels. MTS must listen to the needs of the people it serves.

4. MTS must get creative to keep the trolley and buses running.

While essential in the short-term, raising fares will not solve MTS' structural deficit. MTS needs to explore long-term solutions to maintain the financial sustainability of the system. MTS must get creative and explore all options to raise revenues. Ballot measures, advertising revenues, refreshing employer-offered transit programs, and enforcing fares should all be explored.

5. Conclusion

Fare increases are never ideal. With today's increasing affordability challenges, any measures that may impact household budgets require informed and thoughtful debate. With that said, ensuring the long-term sustainability of the region's transit system is the best thing that we can do to advance long-term equity, sustainability, and mobility in the region. I urge you to recommend to the San Diego Association of Governments Board of Directors Package B with phased implementation. That is the best option to balance maximizing new revenue with minimizing long-term ridership loss.

Sincerely,



Aria Grossman
Policy Manager
Circulate Planning & Policy

From: Jean Huy Tran
To: MTS Clerk of the Board
Subject: Comment on Agenda item 4 - rate hikes
Date: Wednesday, April 8, 2026 2:32:57 PM

CAUTION: This email originated from outside your organization. Exercise caution when opening attachments or clicking links, especially from unknown senders.

Hi,

I am in writing to raise the concerns of rate hikes for public transit. Our organization works with low-income, immigrants & refugees who depend on this method of transportation. While we understand the budget situation, however, asking folks who are already struggling to survive, to live in this region where the cost of living is so high, to pay more is not equitable.

I am hoping the board can also hear from the public to realize that this is not the solution to adjust the budget gap. We really should consider different way that will also help the community at needs the most.

Thanks,
Huy Thanh Trần (he/him)
Executive Director
619.519.5700



From: Moira Tan
To: MTS Clerk of the Board
Subject: OPPOSE - 4/16/2026 Meeting, Agenda Item #14
Date: Tuesday, April 14, 2026 4:32:10 PM

CAUTION: This email originated from outside your organization. Exercise caution when opening attachments or clicking links, especially from unknown senders.

To the San Diego Metropolitan Transit System (MTS) Board of Directors,

I am a San Diego resident, and I write in strong opposition to Agenda Item #14: Recommended Changes to the Regional Comprehensive Fair Ordinance in the 4/16/2026 MTS Board of Directors meeting.

The Board, composed of many of the region's most eminent elected leaders, are deeply familiar with the cost-of-living crisis plaguing San Diego County. There is no dearth of constituent expression concerning the mounting untenability of affording life in San Diego, but above most, especially from those from low-income backgrounds.

The chief ridership of MTS greatly overlaps with the aforementioned population. Shifting the burden of funding gaps onto MTS's already under-resourced consumers will not bridge the chasm towards sustainable funding levels. Instead, a negative feedback loop emerges: subsequent declining ridership will further result in decreased fare generation and revenue, eroding at the transportation options of those who cannot afford alternatives.

To sufficiently address MTS's budget deficit while adhering to its responsibility towards its constituents, the Board must aggressively pursue available state funding appropriated to support public transportation infrastructure. Through this, the Board will avert a deeper fiscal crisis and uphold its duty towards its riders.

Respectfully,

Moira Tan (she/her)
moiramikaela@gmail.com
(559) 754-7019

From: Mindy Olson
To: MTS Clerk of the Board
Subject: Transit fare increases
Date: Tuesday, April 14, 2026 6:34:17 PM

CAUTION: This email originated from outside your organization. Exercise caution when opening attachments or clicking links, especially from unknown senders.

Dear SDMTS,

I am strongly opposed to increasing transit fares. Especially with the recent push to encourage housing development around transit hubs, the direction for fares should be to lower them, not raise them!

In fact, many cities and municipalities in the U.S. have begun to implement fare-free public transit, thereby increasing ridership, decreasing petty crimes like fare beating as well as the law enforcement they require, while also decreasing traffic congestion and pollution, and generating public good will and support for the transit agency. These cities include Kansas City, MO, and Petaluma, CA, and they have found the benefits to exceed the costs. (See article)

San Diego, be bold! There is never a wrong time to do the right thing. Please consider this progressive, workable, possibility, and make San Diego a model as the first major California city to provide free public transit.

Thank you for your kind consideration.

All the best,
Martha Olson
Homeowner, 1932 C Street, San Diego, CA 92102

https://finance.yahoo.com/news/goodbye-transportation-budget-more-40-130000363.html

From: Marisa Chamness
To: MTS Clerk of the Board
Subject: MTS Board of Director Meeting Comment 4/16
Date: Tuesday, April 14, 2026 10:29:55 PM

CAUTION: This email originated from outside your organization. Exercise caution when opening attachments or clicking links, especially from unknown senders.

To whom it may concern:

I am writing to strongly oppose raising the fare for MTS. As the cost of living continues to rise, those who rely on public transportation should not be punished for budgeting deficits.

Our city should continue to advocate for reliable and quality public transportation. As gas prices continue to rise, more individuals will be utilizing MTS. We should not accept cutting services, which is inevitable even if the fare is raised. This is an opportunity to advocate for increased funding from the state that will cover the deficit completely to maintain, and possibly even improve, the current services.

I hope the board reflects on the significant impact to our community before making this decision.

Best,
Marisa Chamness
302-690-6641

From: Mitzy MUÑIZ
To: MTS Clerk of the Board
Subject: Fare changes on MTS transportation
Date: Wednesday, April 15, 2026 7:49:04 AM

CAUTION: This email originated from outside your organization. Exercise caution when opening attachments or clicking links, especially from unknown senders.

Hello, I am a current rider/user of the trolley and buses here in San Diego and I totally agree with the increase. We are asking for better service and more routes open during the week so yes, the fares need to increase. People might complain about it because of the war in Iran and the rise of prices in the US but it's a necessary service that has to have the increase in order to close the gap and comply with the needs of the users of the San Diego County.

Thank you for the routes and for keeping the route 910.

Mitzy Ulland

Case Type: **Z_01 Customer Case** Printed: **04/15/2026**

SECTION 1:	**GENERAL DATA**	SECTION 5:	**PROCESSING DATA**
Type:	**Customer Case**	Priority:	
Case ID:	**529967**	Comm. Received:	**Email**
Description:	**Fare Increase Feedback Orange**	Reply Req. Code:	**Email**
Category:	**Comments and Suggestions**	Status:	**Draft**
Refer To Dept:	**General System / Non-Specific**		
Reason:	**Customer Problem**	SECTION 6:	**VEHICLE DATA**
		Information Type:	**Trolley**
SECTION 2:	**DRIVER DATA**	Trolley Station:	
Driver Badge:		Trolley:	
Driver First Name:		Trolley Line:	
Driver Last Name:		Run/Duty:	
Driver Description:		Schedule Block:	
		Division Code:	
SECTION 3:	**CUSTOMER DATA**	Travel Direction:	
Anonymous:	**No**	Actual Location:	
Saved Customer ID:	**53993**		
Cust. First Name:	**A**	SECTION 0:	**CASE DATA**
Cust. Last Name:	**VALDEZ**	Created By:	**MSANCHEZ**
Cust. Phone No.:		Created On:	**04/15/2026**
Cust. Email:	**99VALDEZFAM@GMAIL.COM**	Changed By:	**MSANCHEZ**
		Changed On:	**04/15/2026**
SECTION 4:	**DATES**	Closed By:	
Incident Date:	**04/14/2026**		
Incident Time:	**15:53:00**		
Reported Date:	**04/15/2026**		
Reported Time:	**09:37:53**		
Closing Date:			

Notes

Description MSANCHEZ 04/15/2026 09:40:42

I am writing to express my concerns regarding the proposed monthly fare increase. As a daily commuter on the Orange Line for the past ten years, I have observed a significant decline in the safety, cleanliness, and overall maintenance of the system.

Despite the presence of security personnel, the trolley no longer feels safe. During high-traffic events like baseball games, the trolley is overcrowded and lack adequate safety monitoring. Furthermore, the stations#particularly those in the downtown area#are poorly maintained and lack regular cleaning or power washing.

I am concerned that riders are being asked to cover a funding gap without any clear plan for service improvements. Could you please provide information on what caused this deficit and whether the fare

increase will result in tangible enhancements to safety and station cleanliness?

Thank you for your time and consideration.

Best regards,

Anna

From: Chris Le
To: Customer Feedback
Subject: Fare Change Public Hearing
Date: Tuesday, April 14, 2026 9:40:15 PM
Attachments: Public Comment Appendix.pdf

CAUTION: This email originated from outside your organization. Exercise caution when opening attachments or clicking links, especially from unknown senders.

Directors and Staff,

I'm writing to recommend a balanced, data-driven approach to closing the $120M annual budget gap without deep service cuts or staff reductions. Based on the FY 2025 route performance report and Policy 42 productivity standards, fare increases and route cuts alone cannot solve the deficit. Even eliminating the entire bottom quartile of routes saves only $10–$14M. A broader, systemwide strategy is required.

1. Network Restructuring (~Savings: $38–$59M)
MTS should adopt a targeted redesign that focuses on eliminating redundancy and converting low-productivity suburban and circulator routes to microtransit. Candidates include Routes 14, 18, 83, 88, 832, 834, 848, 944, 945A/B, 972, 704, 705, and 707. Additional efficiencies come from shortening or merging duplicative routes such as 11, 20, 30, 105, and 120. Rapid 227 should be re-aligned to serve CBX from the public right-of-way on Siempre Viva Road, creating a strong anchor without requiring access to private property.

2. Capital Pivot (~Savings: $35–$55M)
To protect service, MTS should defer non-essential capital projects—station beautification, non-safety facility upgrades, and discretionary ZEB infrastructure—and prioritize capital that directly reduces operating costs (TSP, energy efficiency, reliability improvements).

3. Fare Strategy (~Revenue: $16–$23M)
A moderate increase to $2.75 one-way and an $80 monthly pass, combined with a means-tested or reduced-fare Youth Opportunity Pass and expanded fare enforcement, raises revenue without the ridership losses associated with more aggressive fare packages. The creation of a new, flexible pass for hybrid workers to match post-pandemic travel patterns will also help drive ridership and revenue.

4. Operational Efficiency (~Savings: $4–$8M)
Implement Transit Signal Priority to reduce travel times and peak vehicle requirements, such as along the Broadway corridor that is shared by many bus routes. This is one of the few operational changes that directly lowers labor hours without cutting service.

5. Energy & Utilities (~Savings: $3–$6M)
Solar PPAs and sequencing ZEB procurement to avoid near-term cost spikes can reduce

the “Utilities” line item and hedge against future SDG&E rate increases.

Total Impact:
Combined, these measures could close **~$96M–$151M annually**, fully addressing the deficit while preserving essential service, avoiding staff cuts, and improving long-term financial sustainability.

This approach protects the core network, strengthens high-performing corridors, and modernizes low-productivity areas with microtransit instead of eliminating mobility. It also positions MTS for future growth through TOD, TSP, and energy savings.

Finally, MTS should reassess which routes are contractor-operated, focusing on how outsourcing affects reliability on high-ridership corridors. Contracted service is appropriate for low-frequency suburban routes, circulators, and microtransit zones, but it creates unacceptable risk on major trunk lines, such as the Rapid 225, that depend on tight headways and consistent staffing. When contractors face shortages or disruptions, core routes suffer first because they depend on tight headways and consistent staffing. The result is missed trips, lost fare revenue, and declining rider confidence. To protect the Rapid network and other high-value corridors, MTS should operate all high-frequency, high-ridership routes in-house while outsourcing only lower-demand coverage services where reliability impacts are minimal.

Chris

Appendix: Route Restructuring & Realignments

A. Convert Low-Productivity Routes to Microtransit

East County: 832, 834, 848
North County / Poway: 944, 945A, 945B, 972

South Bay: 704, 705, 707

Rationale: These routes operate in low-density areas with low passengers per revenue hour and high subsidy per boarding. Microtransit preserves coverage while reducing operating cost.

B. Eliminate Low-Productivity Fixed Routes

14, 18, 83, 88

Rationale: These routes duplicate stronger corridors or parallel rail service and fall in the bottom quartile of productivity.

C. Shorten or Merge Duplicative Routes

30 - Shorten to UTC–Old Town

- Removes redundant downtown segment; improves reliability.

105 - Merge into 41

- 41 becomes the primary Clairemont east–west corridor; 105 is eliminated.

11 - Merge into 10

- 10 absorbs essential 11 segments; removes duplication in Hillcrest.

20 - Shorten to Fashion Valley–Downtown

- Eliminates overlap with Route 7 and Rapid 215.

120 - Replace with Rapid 235

- Corridor largely covered by Rapid 235 and Blue Line.

D. Targeted Realignments

1. Rapid 227 - Add CBX Stop on Siempre Viva Road

- Serve CBX from the public right-of-way (CBX does not allow buses on private property).
- Adds a major ridership anchor for an underperforming Rapid route.
- Minimal runtime increase (3–5 minutes).

2. Route 7 - Straighten Alignment

- Remove deviations between University Ave and Downtown.
- Improves speed, reliability, and reduces bus requirement on a key trunk corridor.

3. Route 929 - Extend Deeper into Otay Mesa Industrial Area

- Add coverage to Siempre Viva, Airway Rd, and key employment clusters.
- Captures high-demand worker trips; revenue-positive.

4. Routes 901 & 932 - Consolidate Overlapping Segments

- Remove duplication between Imperial Beach and Palm Ave.
- Reinforce remaining alignment with improved frequency.

E. Reinforcement of High-Performing Corridors

Reinvest savings into higher frequency and TSP on **Blue Line, Orange Line, Rapid 215, Rapid 225, Rapid 235, Route 7, and Route 929**. These routes have strong farebox recovery and respond well to frequency improvements.

F. Vendor Realignment

Historically, MTS outsourced entire operating divisions, which resulted in more than 50 routes being contracted regardless of ridership, frequency, or operational sensitivity. As the network has evolved, this blanket approach no longer aligns with service needs. A modernized strategy should outsource only low-frequency, low-demand coverage routes while bringing high-value trunk corridors back in-house to protect reliability and fare revenue.

Routes Recommended to Move In-House (High-Value / High-Risk)

These routes carry significant ridership, serve major employment centers, or require tight headways and consistent reliability:

- **1** – Hillcrest / La Mesa trunk
- **3** – Hillcrest / North Park / City Heights
- **5** – Downtown / Hillcrest / Old Town
- **27** – Kearny Mesa connector

- **28** – Kearny Mesa / Mira Mesa connector
- **35** – Old Town / Ocean Beach
- **225 (Rapid)** – South Bay/ Downtown
- **901** – Chula Vista / Otay Mesa
- **929** – South Bay trunk
- **950 / 950A** – Otay Mesa Port of Entry
- **955** – El Cajon / Grossmont / SDSU corridor
- **992** – Airport service

These routes are too critical to be exposed to contractor instability.

Routes Appropriate to Remain Outsourced (Low-Risk / Coverage)

These routes are low-frequency, suburban, circulator, or weekend-only services where outsourcing provides cost savings with minimal network risk:

- **701, 704, 705, 709, 712**
- **904, 905, 906, 907**
- **932, 933, 934**
- **961, 962, 963**
- **Weekend-only routes:** 115, 815, 848, 852, 855, 856, 864, 874, 875, 916, 917, 921, 928, 936

G. New Hybrid Worker Pass

Hybrid commuters typically travel two to three days per week and pay single fares because the 30-day pass is not cost-effective for their travel pattern. This creates a significant untapped revenue opportunity: these riders are highly price-sensitive choice commuters. When the weekly cost of transit approaches the cost of driving, they shift modes entirely, resulting in a complete loss of fare revenue. A flexible pass keeps them committed to the system by offering a modest discount comparable to the employer bulk-purchase rate, while still generating more predictable, prepaid revenue than single-fare usage.

Recommended Products:

1. **8-Day Unlimited FlexPass ($32-$36)** — Riders select any 8 days within a 30-day period for unlimited travel. This product matches hybrid work schedules, encourages full-day transit use, and generates stable, recurring revenue.
2. **20-Ride FlexPass ($40-$44)** — A prepaid bundle of 20 rides valid for 30 days. This option supports irregular commuters and shift workers while remaining revenue-positive.

From: Lia
To: MTS Clerk of the Board
Subject: Disapproval of Fare Hike
Date: Wednesday, April 15, 2026 1:10:17 PM

CAUTION: This email originated from outside your organization. Exercise caution when opening attachments or clicking links, especially from unknown senders.

Hello,

I want to express my disapproval for fare increases and also my distain for anyone who believes this is an appropriate thing to do prior to the upcoming vote. Thank you.

Truly,
Lia De Blasio

From: Luz Garcia Granados
To: MTS Clerk of the Board
Subject: Public comment for 4/16/2026 meeting
Date: Wednesday, April 15, 2026 2:00:13 PM

CAUTION: This email originated from outside your organization. Exercise caution when opening attachments or clicking links, especially from unknown senders.

Hi -

I would like to comment that it is abhorrent that a CEO or any non front line worker raise is even being considered while facing rate hikes for MTS users. There are two types of companies, those that work to charge more and those that work to charge less. As MTS' budget is substantially supplied by public funds it should have the latter aim.

Thank you,
Luz Williamson
Zip code 92103

From: Rita Clement
To: MTS Clerk of the Board
Subject: Agenda Item 14 on 04/16/2026 MTS rates
Date: Wednesday, April 15, 2026 2:05:27 PM

CAUTION: This email originated from outside your organization. Exercise caution when opening attachments or clicking links, especially from unknown senders.

Many residents in the South County rely on buses and the trolley to get to school, work and doctor appointments. This is one of the 10 Transit Lifelines. I urge you to keep the current rates for MTS AND NOT RAISE THE RATES for people who depend on transit to go to school, work and medical appointments.

My name is Rita Clement and I live in Chula Vista.

From: Sarah
To: MTS Clerk of the Board
Subject: Against Raising Fare
Date: Wednesday, April 15, 2026 3:26:30 PM

CAUTION: This email originated from outside your organization. Exercise caution when opening attachments or clicking links, especially from unknown senders.

Hello,

My name is Sarah and I am emailing to comment against the proposed fare raises.

I think it would be best to get these funds elsewhere like from state funding or the city budget.

Raising the fares will only discourage more San Diegans from using our transportation and make it harder to get money or make improvements in the future.

Additionally, it places the burden on people who genuinely need our public transportation to survive - a lot of people who already aren't able to afford cars.

Overall, I urge the board to not raise fares for citizens. Do not place this burden on citizens while considering raising salaries for executives.

Thank you,
Sarah

Metropolitan Transit System

MTS STAFF USE ONLY
Public Comment
AI #: 14 Date: 4/16/26
No. in queue: 1

IN – PERSON PUBLIC COMMENT

SPEAKER INFORMATION (please print)

Agenda Item No.: 14

Name: Monique Bernard Telephone: 619-255-8663

Email: moniqueshonee2000@yahoo.com

City of Residence: San Diego College Area

Remark Subject: Changes to the Regional Comprehensive Fare Ordinance

Affiliated Organization:

PLEASE SUBMIT THIS COMPLETED FORM BACK TO THE CLERK

INSTRUCTIONS

This meeting is offered both in an in-person and virtual format. In-person speaker requests will be taken first. Speaking time will be limited to two minutes per person, unless specified by the Chairperson. Please make your comment at the podium located on the right side of the dais. Members of the public are permitted to make general public comments at the beginning of the agenda or make specific comments on any item in the agenda at the time the Board/Committee is considering the item during the meeting. Requests to speak will not be taken after the public comment period ends, unless under the Chair's discretion.

BOARD OF DIRECTORS MEETING

General Public Comment at the beginning of the agenda will be limited to five speakers with the standard two-minute limit, unless otherwise directed by the Chair. Additional speakers with general public comments will be heard at the end of the meeting.

MEETING RECORD

A paraphrased version of this comment will be included in the minutes. The full comment can be heard by reviewing the recording posted on the respective meeting website: https://www.sdmts.com/about/meetings-and-agendas. This form will be included in the Meeting Materials posted on the respective MTS meeting site.

Metropolitan Transit System

MTS STAFF USE ONLY
Public Comment
AI #: 14 Date: 4/16/24
No. in queue: 2

IN – PERSON PUBLIC COMMENT

SPEAKER INFORMATION (please print)

Agenda Item No.: 14

Name: Crisoforo Gomez Telephone: _____

Email: _____

City of Residence: SAN DIEGO

Remark Subject: FARE ORDINANCE

Affiliated Organization: SDICLC

PLEASE SUBMIT THIS COMPLETED FORM BACK TO THE CLERK

INSTRUCTIONS

This meeting is offered both in an in-person and virtual format. In-person speaker requests will be taken first. Speaking time will be limited to two minutes per person, unless specified by the Chairperson. Please make your comment at the podium located on the right side of the dais. Members of the public are permitted to make general public comments at the beginning of the agenda or make specific comments on any item in the agenda at the time the Board/Committee is considering the item during the meeting. Requests to speak will not be taken after the public comment period ends, unless under the Chair's discretion.

BOARD OF DIRECTORS MEETING

General Public Comment at the beginning of the agenda will be limited to five speakers with the standard two-minute limit, unless otherwise directed by the Chair. Additional speakers with general public comments will be heard at the end of the meeting.

MEETING RECORD

A paraphrased version of this comment will be included in the minutes. The full comment can be heard by reviewing the recording posted on the respective meeting website: https://www.sdmts.com/about/meetings-and-agendas. This form will be included in the Meeting Materials posted on the respective MTS meeting site.

Metropolitan Transit System

MTS STAFF USE ONLY
Public Comment
AI #: 14 Date: 4/16/26
No. in queue: 3

IN – PERSON PUBLIC COMMENT

SPEAKER INFORMATION (please print)

Agenda Item No.: 14

Name: Maria Cortez Telephone: 619-822-9406

Email: mcortez@civilrights.org

City of Residence: San Diego

Remark Subject: Fare ordinance

Affiliated Organization: ITCH

PLEASE SUBMIT THIS COMPLETED FORM BACK TO THE CLERK

INSTRUCTIONS

This meeting is offered both in an in-person and virtual format. In-person speaker requests will be taken first. Speaking time will be limited to two minutes per person, unless specified by the Chairperson. Please make your comment at the podium located on the right side of the dais. Members of the public are permitted to make general public comments at the beginning of the agenda or make specific comments on any item in the agenda at the time the Board/Committee is considering the item during the meeting. Requests to speak will not be taken after the public comment period ends, unless under the Chair's discretion.

BOARD OF DIRECTORS MEETING

General Public Comment at the beginning of the agenda will be limited to five speakers with the standard two-minute limit, unless otherwise directed by the Chair. Additional speakers with general public comments will be heard at the end of the meeting.

MEETING RECORD

A paraphrased version of this comment will be included in the minutes. The full comment can be heard by reviewing the recording posted on the respective meeting website: https://www.sdmts.com/about/meetings-and-agendas. This form will be included in the Meeting Materials posted on the respective MTS meeting site.

Metropolitan Transit System

MTS STAFF USE ONLY
Public Comment
AI #: 14 Date: 4/16/26
No. in queue: 4

IN – PERSON PUBLIC COMMENT

SPEAKER INFORMATION (please print)

Agenda Item No.: 14

Name: Ansermio Estrada Telephone: _____

Email: _____

City of Residence: _____

Remark Subject: _____

Affiliated Organization: San Diego Building Trades

PLEASE SUBMIT THIS COMPLETED FORM BACK TO THE CLERK

INSTRUCTIONS

This meeting is offered both in an in-person and virtual format. In-person speaker requests will be taken first. Speaking time will be limited to two minutes per person, unless specified by the Chairperson. Please make your comment at the podium located on the right side of the dais. Members of the public are permitted to make general public comments at the beginning of the agenda or make specific comments on any item in the agenda at the time the Board/Committee is considering the item during the meeting. Requests to speak will not be taken after the public comment period ends, unless under the Chair's discretion.

BOARD OF DIRECTORS MEETING

General Public Comment at the beginning of the agenda will be limited to five speakers with the standard two-minute limit, unless otherwise directed by the Chair. Additional speakers with general public comments will be heard at the end of the meeting.

MEETING RECORD

A paraphrased version of this comment will be included in the minutes. The full comment can be heard by reviewing the recording posted on the respective meeting website: https://www.sdmts.com/about/meetings-and-agendas. This form will be included in the Meeting Materials posted on the respective MTS meeting site.

Metropolitan Transit System

MTS STAFF USE ONLY
Public Comment
AI #: 14 Date: 4/16/26
No. in queue: 6

IN – PERSON PUBLIC COMMENT

SPEAKER INFORMATION (please print)

Agenda Item No.: 14

Name: Dale Mcenany Telephone: _____

Email: _____

City of Residence: Chula Vista

Remark Subject: Fare increases.

Affiliated Organization: N/A.

PLEASE SUBMIT THIS COMPLETED FORM BACK TO THE CLERK

INSTRUCTIONS

This meeting is offered both in an in-person and virtual format. In-person speaker requests will be taken first. Speaking time will be limited to two minutes per person, unless specified by the Chairperson. Please make your comment at the podium located on the right side of the dais. Members of the public are permitted to make general public comments at the beginning of the agenda or make specific comments on any item in the agenda at the time the Board/Committee is considering the item during the meeting. Requests to speak will not be taken after the public comment period ends, unless under the Chair's discretion.

BOARD OF DIRECTORS MEETING

General Public Comment at the beginning of the agenda will be limited to five speakers with the standard two-minute limit, unless otherwise directed by the Chair. Additional speakers with general public comments will be heard at the end of the meeting.

MEETING RECORD

A paraphrased version of this comment will be included in the minutes. The full comment can be heard by reviewing the recording posted on the respective meeting website: https://www.sdmts.com/about/meetings-and-agendas. This form will be included in the Meeting Materials posted on the respective MTS meeting site.

Metropolitan Transit System

MTS STAFF USE ONLY
Public Comment
AI #: 14 Date: 4/16/26
No. in queue: 6

IN – PERSON PUBLIC COMMENT

SPEAKER INFORMATION (please print)

Agenda Item No.: 14

Name: Guadalupe Rojas. Telephone: _____

Email: grojas@midcitycan.org.

City of Residence: _____

Remark Subject: Fare Increases

Affiliated Organization: Mid-City Can.

PLEASE SUBMIT THIS COMPLETED FORM BACK TO THE CLERK

INSTRUCTIONS

This meeting is offered both in an in-person and virtual format. In-person speaker requests will be taken first. Speaking time will be limited to two minutes per person, unless specified by the Chairperson. Please make your comment at the podium located on the right side of the dais. Members of the public are permitted to make general public comments at the beginning of the agenda or make specific comments on any item in the agenda at the time the Board/Committee is considering the item during the meeting. Requests to speak will not be taken after the public comment period ends, unless under the Chair's discretion.

BOARD OF DIRECTORS MEETING

General Public Comment at the beginning of the agenda will be limited to five speakers with the standard two-minute limit, unless otherwise directed by the Chair. Additional speakers with general public comments will be heard at the end of the meeting.

MEETING RECORD

A paraphrased version of this comment will be included in the minutes. The full comment can be heard by reviewing the recording posted on the respective meeting website: https://www.sdmts.com/about/meetings-and-agendas. This form will be included in the Meeting Materials posted on the respective MTS meeting site.

Metropolitan Transit System

PUBLIC COMMENT
AI 14, 4/16/2026
No. in Queue:7

CALL – IN PUBLIC COMMENT

Salvador Abrica, with Teamsters LU 542 provided a public comment for agenda item #14. A paraphrased version of Abrica's statement will be reflected in the minutes.

PUBLIC SPEAKER DISCLAIMER

INSTRUCTIONS

This meeting is offered both in an in-person and virtual format. In-person speaker requests will be taken first. Speaking time will be limited to two minutes per person, unless specified by the Chairperson. Members of the public are permitted to make general public comments at the beginning of the agenda or make specific comments on any item in the agenda at the time the Board/Committee is considering the item during the meeting. Requests to speak will not be taken after the public comment period ends, unless under the Chair's discretion.

BOARD OF DIRECTORS MEETING

General Public Comment at the beginning of the agenda will be limited to five speakers with the standard two-minute limit, unless otherwise directed by the Chair. Additional speakers with general public comments will be heard at the end of the meeting.

MEETING RECORD

A paraphrased version of this comment will be included in the minutes. The full comment can be heard by reviewing the recording posted on the respective meeting website: https://www.sdmts.com/about/meetings-and-agendas.

Metropolitan Transit System

PUBLIC COMMENT
AI 14, 4/16/2026
No. in Queue:8

CALL – IN PUBLIC COMMENT

Angel Pippins-Lopez, with City Heights CDC provided a public comment for agenda item #14. A paraphrased version of Pippins-Lopez's statement will be reflected in the minutes.

PUBLIC SPEAKER DISCLAIMER

INSTRUCTIONS

This meeting is offered both in an in-person and virtual format. In-person speaker requests will be taken first. Speaking time will be limited to two minutes per person, unless specified by the Chairperson. Members of the public are permitted to make general public comments at the beginning of the agenda or make specific comments on any item in the agenda at the time the Board/Committee is considering the item during the meeting. Requests to speak will not be taken after the public comment period ends, unless under the Chair's discretion.

BOARD OF DIRECTORS MEETING

General Public Comment at the beginning of the agenda will be limited to five speakers with the standard two-minute limit, unless otherwise directed by the Chair. Additional speakers with general public comments will be heard at the end of the meeting.

MEETING RECORD

A paraphrased version of this comment will be included in the minutes. The full comment can be heard by reviewing the recording posted on the respective meeting website: https://www.sdmts.com/about/meetings-and-agendas.

Metropolitan Transit System

PUBLIC COMMENT
AI 14, 4/16/2026
No. in Queue:9

CALL – IN PUBLIC COMMENT

Blair Beekman, provided a public comment for agenda item #14. A paraphrased version of Beekman's statement will be reflected in the minutes.

PUBLIC SPEAKER DISCLAIMER

INSTRUCTIONS

This meeting is offered both in an in-person and virtual format. In-person speaker requests will be taken first. Speaking time will be limited to two minutes per person, unless specified by the Chairperson. Members of the public are permitted to make general public comments at the beginning of the agenda or make specific comments on any item in the agenda at the time the Board/Committee is considering the item during the meeting. Requests to speak will not be taken after the public comment period ends, unless under the Chair's discretion.

BOARD OF DIRECTORS MEETING

General Public Comment at the beginning of the agenda will be limited to five speakers with the standard two-minute limit, unless otherwise directed by the Chair. Additional speakers with general public comments will be heard at the end of the meeting.

MEETING RECORD

A paraphrased version of this comment will be included in the minutes. The full comment can be heard by reviewing the recording posted on the respective meeting website: https://www.sdmts.com/about/meetings-and-agendas.

Metropolitan Transit System

PUBLIC COMMENT
AI 14, 4/16/2026
No. in Queue:10

CALL – IN PUBLIC COMMENT

Leif Geinsert, provided a public comment for agenda item #14. A paraphrased version of Geinsert's statement will be reflected in the minutes.

PUBLIC SPEAKER DISCLAIMER

INSTRUCTIONS

This meeting is offered both in an in-person and virtual format. In-person speaker requests will be taken first. Speaking time will be limited to two minutes per person, unless specified by the Chairperson. Members of the public are permitted to make general public comments at the beginning of the agenda or make specific comments on any item in the agenda at the time the Board/Committee is considering the item during the meeting. Requests to speak will not be taken after the public comment period ends, unless under the Chair's discretion.

BOARD OF DIRECTORS MEETING

General Public Comment at the beginning of the agenda will be limited to five speakers with the standard two-minute limit, unless otherwise directed by the Chair. Additional speakers with general public comments will be heard at the end of the meeting.

MEETING RECORD

A paraphrased version of this comment will be included in the minutes. The full comment can be heard by reviewing the recording posted on the respective meeting website: https://www.sdmts.com/about/meetings-and-agendas.

Metropolitan Transit System

PUBLIC COMMENT
AI 14, 4/16/2026
No. in Queue:11

CALL – IN PUBLIC COMMENT

Denisse Lopez, provided a public comment for agenda item #14. A paraphrased version of Lopez's statement will be reflected in the minutes.

PUBLIC SPEAKER DISCLAIMER

INSTRUCTIONS

This meeting is offered both in an in-person and virtual format. In-person speaker requests will be taken first. Speaking time will be limited to two minutes per person, unless specified by the Chairperson. Members of the public are permitted to make general public comments at the beginning of the agenda or make specific comments on any item in the agenda at the time the Board/Committee is considering the item during the meeting. Requests to speak will not be taken after the public comment period ends, unless under the Chair's discretion.

BOARD OF DIRECTORS MEETING

General Public Comment at the beginning of the agenda will be limited to five speakers with the standard two-minute limit, unless otherwise directed by the Chair. Additional speakers with general public comments will be heard at the end of the meeting.

MEETING RECORD

A paraphrased version of this comment will be included in the minutes. The full comment can be heard by reviewing the recording posted on the respective meeting website: https://www.sdmts.com/about/meetings-and-agendas.



Metropolitan Transit System

PUBLIC COMMENT
AI 14, 4/16/2026
No. in Queue:12

CALL – IN PUBLIC COMMENT

Circulate Planning and Policy provided a public comment for agenda item #14. A paraphrased version of Circulate Planning and Policy statement will be reflected in the minutes.

PUBLIC SPEAKER DISCLAIMER

INSTRUCTIONS

This meeting is offered both in an in-person and virtual format. In-person speaker requests will be taken first. Speaking time will be limited to two minutes per person, unless specified by the Chairperson. Members of the public are permitted to make general public comments at the beginning of the agenda or make specific comments on any item in the agenda at the time the Board/Committee is considering the item during the meeting. Requests to speak will not be taken after the public comment period ends, unless under the Chair's discretion.

BOARD OF DIRECTORS MEETING

General Public Comment at the beginning of the agenda will be limited to five speakers with the standard two-minute limit, unless otherwise directed by the Chair. Additional speakers with general public comments will be heard at the end of the meeting.

MEETING RECORD

A paraphrased version of this comment will be included in the minutes. The full comment can be heard by reviewing the recording posted on the respective meeting website: https://www.sdmts.com/about/meetings-and-agendas.

Metropolitan Transit System

PUBLIC COMMENT
AI 14, 4/16/2026
No. in Queue:13

CALL – IN PUBLIC COMMENT

Kenneth Bush provided a public comment for agenda item #14. A paraphrased version of Kenneth's statement will be reflected in the minutes.

PUBLIC SPEAKER DISCLAIMER

INSTRUCTIONS

This meeting is offered both in an in-person and virtual format. In-person speaker requests will be taken first. Speaking time will be limited to two minutes per person, unless specified by the Chairperson. Members of the public are permitted to make general public comments at the beginning of the agenda or make specific comments on any item in the agenda at the time the Board/Committee is considering the item during the meeting. Requests to speak will not be taken after the public comment period ends, unless under the Chair's discretion.

BOARD OF DIRECTORS MEETING

General Public Comment at the beginning of the agenda will be limited to five speakers with the standard two-minute limit, unless otherwise directed by the Chair. Additional speakers with general public comments will be heard at the end of the meeting.

MEETING RECORD

A paraphrased version of this comment will be included in the minutes. The full comment can be heard by reviewing the recording posted on the respective meeting website: https://www.sdmts.com/about/meetings-and-agendas.

San Diego Metropolitan Transit System (MTS) is a California public agency comprised of San Diego Transit Corp., San Diego Trolley, Inc. and San Diego and Arizona Eastern Railway Company (nonprofit public benefit corporations). MTS member agencies include the cities of Chula Vista, Coronado, El Cajon, Imperial Beach, La Mesa, Lemon Grove, National City, Poway, San Diego, Santee, and the County of San Diego. MTS is also the For-Hire Vehicle administrator for multiple cities in San Diego County.

Metropolitan Transit System

PUBLIC COMMENT
AI 14, 4/16/2026
No. in Queue:13

CALL – IN PUBLIC COMMENT

Kenneth Bush, provided a public comment for agenda item #14. A paraphrased version of Bush's statement will be reflected in the minutes.

PUBLIC SPEAKER DISCLAIMER

INSTRUCTIONS

This meeting is offered both in an in-person and virtual format. In-person speaker requests will be taken first. Speaking time will be limited to two minutes per person, unless specified by the Chairperson. Members of the public are permitted to make general public comments at the beginning of the agenda or make specific comments on any item in the agenda at the time the Board/Committee is considering the item during the meeting. Requests to speak will not be taken after the public comment period ends, unless under the Chair's discretion.

BOARD OF DIRECTORS MEETING

General Public Comment at the beginning of the agenda will be limited to five speakers with the standard two-minute limit, unless otherwise directed by the Chair. Additional speakers with general public comments will be heard at the end of the meeting.

MEETING RECORD

A paraphrased version of this comment will be included in the minutes. The full comment can be heard by reviewing the recording posted on the respective meeting website: https://www.sdmts.com/about/meetings-and-agendas.

Metropolitan Transit System

PUBLIC COMMENT
AI 14, 4/16/2026
No. in Queue:13

CALL – IN PUBLIC COMMENT

Kenneth Bush provided a public comment for agenda item #14. A paraphrased version of Kenneth's statement will be reflected in the minutes.

PUBLIC SPEAKER DISCLAIMER

INSTRUCTIONS

This meeting is offered both in an in-person and virtual format. In-person speaker requests will be taken first. Speaking time will be limited to two minutes per person, unless specified by the Chairperson. Members of the public are permitted to make general public comments at the beginning of the agenda or make specific comments on any item in the agenda at the time the Board/Committee is considering the item during the meeting. Requests to speak will not be taken after the public comment period ends, unless under the Chair's discretion.

BOARD OF DIRECTORS MEETING

General Public Comment at the beginning of the agenda will be limited to five speakers with the standard two-minute limit, unless otherwise directed by the Chair. Additional speakers with general public comments will be heard at the end of the meeting.

MEETING RECORD

A paraphrased version of this comment will be included in the minutes. The full comment can be heard by reviewing the recording posted on the respective meeting website: https://www.sdmts.com/about/meetings-and-agendas.

San Diego Metropolitan Transit System (MTS) is a California public agency comprised of San Diego Transit Corp., San Diego Trolley, Inc. and San Diego and Arizona Eastern Railway Company (nonprofit public benefit corporations). MTS member agencies include the cities of Chula Vista, Coronado, El Cajon, Imperial Beach, La Mesa, Lemon Grove, National City, Poway, San Diego, Santee, and the County of San Diego. MTS is also the For-Hire Vehicle administrator for multiple cities in San Diego County.

Metropolitan Transit System

PUBLIC COMMENT
AI 14, 4/16/2026
No. in Queue:14

CALL – IN PUBLIC COMMENT

Sara Ochoa, provided a public comment for agenda item #14. A paraphrased version of Ochoa's statement will be reflected in the minutes.

PUBLIC SPEAKER DISCLAIMER

INSTRUCTIONS

This meeting is offered both in an in-person and virtual format. In-person speaker requests will be taken first. Speaking time will be limited to two minutes per person, unless specified by the Chairperson. Members of the public are permitted to make general public comments at the beginning of the agenda or make specific comments on any item in the agenda at the time the Board/Committee is considering the item during the meeting. Requests to speak will not be taken after the public comment period ends, unless under the Chair's discretion.

BOARD OF DIRECTORS MEETING

General Public Comment at the beginning of the agenda will be limited to five speakers with the standard two-minute limit, unless otherwise directed by the Chair. Additional speakers with general public comments will be heard at the end of the meeting.

MEETING RECORD

A paraphrased version of this comment will be included in the minutes. The full comment can be heard by reviewing the recording posted on the respective meeting website: https://www.sdmts.com/about/meetings-and-agendas.

Metropolitan Transit System

PUBLIC COMMENT
AI 14, 4/16/2026
No. in Queue:15

CALL – IN PUBLIC COMMENT

Jackie Clark, provided a public comment for agenda item #14. A paraphrased version of Clark's statement will be reflected in the minutes.

PUBLIC SPEAKER DISCLAIMER

INSTRUCTIONS

This meeting is offered both in an in-person and virtual format. In-person speaker requests will be taken first. Speaking time will be limited to two minutes per person, unless specified by the Chairperson. Members of the public are permitted to make general public comments at the beginning of the agenda or make specific comments on any item in the agenda at the time the Board/Committee is considering the item during the meeting. Requests to speak will not be taken after the public comment period ends, unless under the Chair's discretion.

BOARD OF DIRECTORS MEETING

General Public Comment at the beginning of the agenda will be limited to five speakers with the standard two-minute limit, unless otherwise directed by the Chair. Additional speakers with general public comments will be heard at the end of the meeting.

MEETING RECORD

A paraphrased version of this comment will be included in the minutes. The full comment can be heard by reviewing the recording posted on the respective meeting website: https://www.sdmts.com/about/meetings-and-agendas.

Metropolitan Transit System

PUBLIC COMMENT
AI 14, 4/16/2026
No. in Queue:16

CALL – IN PUBLIC COMMENT

Susan Duerksen, provided a public comment for agenda item #14. A paraphrased version of Duerksen's statement will be reflected in the minutes.

PUBLIC SPEAKER DISCLAIMER

INSTRUCTIONS

This meeting is offered both in an in-person and virtual format. In-person speaker requests will be taken first. Speaking time will be limited to two minutes per person, unless specified by the Chairperson. Members of the public are permitted to make general public comments at the beginning of the agenda or make specific comments on any item in the agenda at the time the Board/Committee is considering the item during the meeting. Requests to speak will not be taken after the public comment period ends, unless under the Chair's discretion.

BOARD OF DIRECTORS MEETING

General Public Comment at the beginning of the agenda will be limited to five speakers with the standard two-minute limit, unless otherwise directed by the Chair. Additional speakers with general public comments will be heard at the end of the meeting.

MEETING RECORD

A paraphrased version of this comment will be included in the minutes. The full comment can be heard by reviewing the recording posted on the respective meeting website: https://www.sdmts.com/about/meetings-and-agendas.

San Diego Metropolitan Transit System (MTS) is a California public agency comprised of San Diego Transit Corp., San Diego Trolley, Inc. and San Diego and Arizona Eastern Railway Company (nonprofit public benefit corporations). MTS member agencies include the cities of Chula Vista, Coronado, El Cajon, Imperial Beach, La Mesa, Lemon Grove, National City, Poway, San Diego, Santee, and the County of San Diego. MTS is also the For-Hire Vehicle administrator for multiple cities in San Diego County.

Metropolitan Transit System

MTS STAFF USE ONLY
Public Comment
AI #: 14 Date: 4/16/26
No. in queue: 17

IN – PERSON PUBLIC COMMENT

SPEAKER INFORMATION (please print)

Agenda Item No.: 14

Name: Nate Fairman Telephone: 858-531-9209

Email: NFairman@ibew465.org

City of Residence: Carlsbad, CA

Remark Subject: Support Fare adjustment

Affiliated Organization: IBEW Local Union 465

PLEASE SUBMIT THIS COMPLETED FORM BACK TO THE CLERK

INSTRUCTIONS

This meeting is offered both in an in-person and virtual format. In-person speaker requests will be taken first. Speaking time will be limited to two minutes per person, unless specified by the Chairperson. Please make your comment at the podium located on the right side of the dais. Members of the public are permitted to make general public comments at the beginning of the agenda or make specific comments on any item in the agenda at the time the Board/Committee is considering the item during the meeting. Requests to speak will not be taken after the public comment period ends, unless under the Chair's discretion.

BOARD OF DIRECTORS MEETING

General Public Comment at the beginning of the agenda will be limited to five speakers with the standard two-minute limit, unless otherwise directed by the Chair. Additional speakers with general public comments will be heard at the end of the meeting.

MEETING RECORD

A paraphrased version of this comment will be included in the minutes. The full comment can be heard by reviewing the recording posted on the respective meeting website: https://www.sdmts.com/about/meetings-and-agendas. This form will be included in the Meeting Materials posted on the respective MTS meeting site.

Metropolitan Transit System

Agenda Item No. 15

MEETING OF THE SAN DIEGO METROPOLITAN TRANSIT SYSTEM
BOARD OF DIRECTORS

April 16, 2026

SUBJECT:

E Street Affordable Component Transit-Oriented Development (TOD) Project (E St TOD Project) – Disposition and Development Agreement (Karen Landers)

RECOMMENDATION:

That the San Diego Metropolitan Transit System (MTS) Board of Directors:

1) Authorize the Chief Executive Officer to execute a Disposition and Development Agreement with Bayview Family Housing LP for the E St TOD Project (DDA) (in substantially the same format as Attachment A); and

2) Authorize the Chief Executive Officer to take all actions necessary to fulfill MTS's obligations under the DDA, including, but not limited to, executing a Ground Lease and related regulatory agreements for the project.

Budget Impact

Under MTS's TOD program, the ground lease rent for an affordable housing project is generally limited because of the restricted rents built into the program and the various public subsidies used to construct the project. If the DDA and resulting Ground Lease is executed, the project would be constructed at no cost to MTS, with annual ground lease rent for the residential project after construction is complete generally being in the range of 5% of net income from the development (often under $50,000 per year).

DISCUSSION:

History

On December 18, 2018, MTS and the City of Chula Vista (City) formalized a partnership to seek a developer for a joint TOD on the City-owned 707 F Street and MTS-owned 750 E Street properties. Subsequently, on April 18, 2019, the City released a Joint Request for Qualifications/Request for Proposals (RFQ/RFP) solicitation to identify the most qualified development teams that would develop a high-quality project with seamless planning and design across the nearly ten acres. The schedule required submittals by July 2019 with evaluations and subsequent interviews with development teams taking place thereafter.

San Diego Metropolitan Transit System (MTS) is a California public agency comprised of San Diego Transit Corp., San Diego Trolley, Inc. and San Diego and Arizona Eastern Railway Company (nonprofit public benefit corporations). MTS member agencies include the cities of Chula Vista, Coronado, El Cajon, Imperial Beach, La Mesa, Lemon Grove, National City, Poway, San Diego, Santee, and the County of San Diego. MTS is also the For-Hire Vehicle administrator for multiple cities in San Diego County.

During the RFQ/RFP solicitation period, Assembly Bill 1486, which amended the Surplus Land Act (SLA), was signed into law. Under AB 1486, the SLA requires specific noticing practices for the disposition of surplus land, minimum affordable housing requirements, and that public agencies must first make surplus land available to affordable housing developers. After discussions with the SLA oversight agency, the California Department of Housing and Community Development, it was determined that the City and MTS would either have to restart the Joint RFQ/RFP solicitation or pursue a legislative amendment.

In 2021 and 2024 MTS and the City worked with the state legislature to amend the SLA to allow the City and MTS to continue their joint solicitation as long as they meet the following statutory requirements:

- At least 100 residential units on the overall site
- At least 25% of the total residential units to be reserved for affordable housing
- A DDA must be in place by December 31, 2027

Through actions on October 18, 2022 (City) and November 10, 2022 (MTS Agenda Item (AI) 21), the City and MTS selected Bayview Point LLC (BVP) as the master developer and entered into an Exclusive Negotiation Agreement (MTS Doc. No. G2699.0-23 as amended). Originally BVP had Chelsea Investment Corporation (Chelsea) as the developer responsible for the affordable housing portion of the master development. As the project progressed, BVP and Chelsea parted ways and BVP brought in Eden Housing Inc. (Eden) in 2025 to perform the affordable housing component of the project. Eden has developed or acquired more than 12,500 affordable homes in 51 cities providing homes for more than 65,000 people. While this is MTS' first project with Eden, they have a proven track record of developing affordable housing in California.

Master Planned Project Overview

Combined, the City and MTS own 10 acres of land on and adjacent to the E Street Trolley Station (Station). During the solicitation process, the City expressed a desire for redevelopment with office, hotel and retail as the top priorities, while MTS' desire was for affordable and market rate housing. BVP was able to satisfy both requirements with a mix of uses described and shown below.

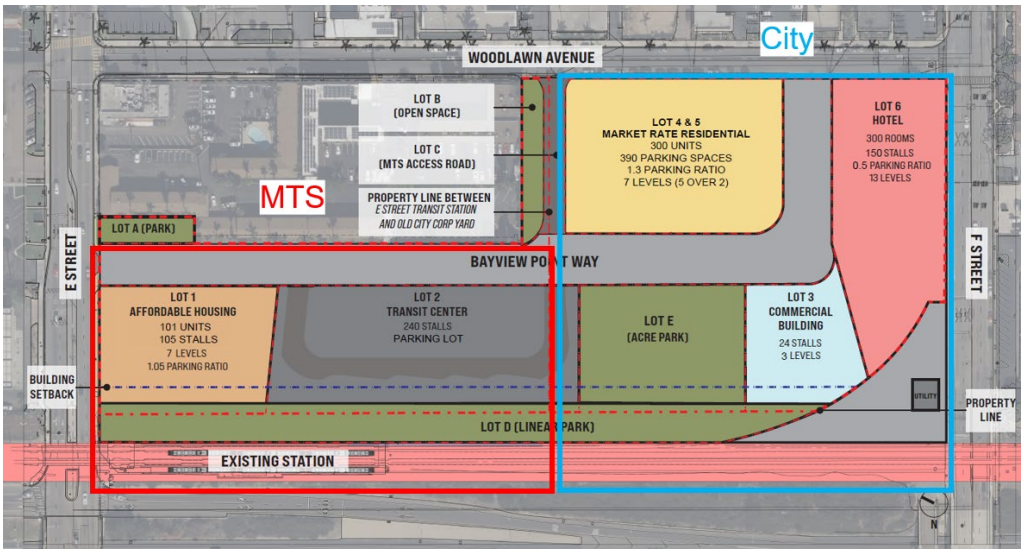

Lot 1 – Affordable housing with 101 units and 105 residential parking stalls
Lot 2 – MTS bus loop and parking deck with 240 transit only parking stalls
Lot 3 – Commercial building with amenities integrated with the Hotel (i.e. spa, gym, rooftop restaurant)
Lot 4 & 5 – Market rate residential with 300 units and 390 residential parking stalls
Lot 6 – 300 key hotel companion to Gaylord hotel
Parks – Lot E / 1 ac park, Lot D / Linear Park, Lot A / dog park

Affordable Component of Master Planned Project



Eden will deliver the affordable housing component through a single purpose limited partnership, Bayview Family Housing LP. Eden is proposing 100 affordable units and one unrestricted manager unit for a total of 101 units and 176 bedrooms. The building will be 7 floors with one floor below grade for residential parking. There will be 105 residential parking stalls for a parking ratio of 1.05 stalls/unit.



The affordable component will be built on Lot 1 which is currently transit parking. To accommodate the affordable component, all or a portion of Bayview Point Way will need to be constructed before or at the time of the affordable component. Depending on the final affordable component footprint, alignment of Bayview Point Way, and the construction phasing of the park space in Lot A, the affordable component will displace 100 to 119 transit parking stalls. In order to preserve the park and ride transit connection, BVP has committed to replacing the transit stalls lost in the affordable component temporarily on City property in approximately the location shown below.



The temporary transit replacement parking will be paved, striped, will include lighting and security cameras, will meet the requirements of the Americans with Disabilities Act, and comply with the appropriate stormwater quality measures. MTS will work with Eden and BVP to ensure transit patrons are notified of the upcoming parking change and that signage is in place to direct patrons to the temporary transit replacement parking area.

As the temporary transit replacement parking and the construction of some or a portion of Bayview Point Way are required elements with the affordable component, the DDA will condition the approval of the future Ground Lease on the completion of the temporary transit replacement parking and installation of Bayview Point Way. The Eden project cannot start construction until the temporary transit replacement parking is completed, and a Bayview Point Way phasing plan is approved by MTS.

It is important to note that the affordable component will satisfy the amended SLA. By moving forward with the affordable component first or early in the project build out, MTS and the City meet the statutory SLA requirements, including the 100 residential units requirement and the 25% ratio of affordable to market rate residential units. If the City, MTS and BVP were to miss the milestones set out in the amended SLA, the entire project would have to be noticed via the traditional SLA process, and a new RFQ/P would be necessary.

City is continuing negotiations with BVP for the separate hotel, park, and market rate housing projects that will be constructed on the City parcel. Future agreements with MTS will relate to replacement transit parking, various site infrastructure and interior roads, and utilities that will be on both the MTS and City parcels. The Master Planned Project is consistent with the land use designations and development densities and intensities contemplated in the City's Urban Core Specific Plan (Urban Core District 15). The district allows development by-right for a number of intense urban uses, including dense multiple family dwellings, retail, office, commercial services and hospitality uses. Impacts from such uses were analyzed in the Urban Core Specific Plan Environmental Impact Report (SCH No. 2005081121) under the California Environmental Quality Act ("CEQA"), Public Resources Code section 21000 *et seq*.

The Board's approval of the DDA does not constitute approval of a project or other activity under CEQA. Future use or development of the Affordable Component of the Master Planned Project is expressly conditioned on compliance with CEQA prior to taking any discretionary action with regard to any proposed development of the Project. It would be too speculative at this juncture to make a determination under CEQA for the Master Planned Project.

MTS, the City and BVP recognize that funding for affordable housing is currently in short supply. By approving the proposed Eden DDA, the Board will allow Eden to meet the May 2026 Affordable Housing and Sustainable Communities (AHSC) application window. If Eden were to receive an AHSC award it would fund three years of transit passes for residents. Additionally, Eden has already applied for the City administered Housing and Community Development Trust Fund. The City administered Trust Fund awards will be announced around May 2026.

Ground Lease Material Terms

The DDA locks in the material terms of a Ground Lease that would be executed by the CEO once the Developer has finalized its financing, grants, and building permits. The material terms include the following:

1. Term. The term of the Ground Lease shall be 99 years.
2. Density. The Project shall consist of approximately 101 residential units with an estimated bedroom count of 176 and estimated occupancy of 264 (based on 1.5 residents per bedroom). Any deviation of less than ten percent (10%) from the estimated bedroom count shall not be considered a material change under **Section 305(b) of the DDA**.
3. Affordability. In compliance with Government Code section 54222.5, at least 25% of the units shall be at affordable rent, as defined in Section 50053 of the Health and Safety Code, to lower income households, as defined in Section 50079.5 of the Health and Safety Code. Rental units shall remain affordable to, and occupied by, lower income households for a period of at least 55 years. All units shall be rent restricted according to TCAC or CalHFA program requirements, except for one (1) staff units.
4. Replacement Parking. Developer, either directly or through agreements with Bayview Point LLC or others, shall cause to be constructed the Transit Parking Facilities substantially in conformance with a Site Plan and Scope of Work approved MTS Chief Executive Officer, with approximately 240 total parking stalls available for MTS's exclusive use in the final Site Plan. The replacement parking can be constructed on the Residential Apartments Site, the MTS Transit Center Site, on the City Property designated as Lot E, or on a combination of locations approved by the MTS Chief Executive Officer.

5. Rent. Developer shall pay to MTS as rent, in arrears, on an annual basis an amount equal to five percent (5%) of Developer's annual Net Cash Flow (as defined below) from the operation of the Project during the prior calendar year (the "**Base Rent**"). Base Rent will be determined and paid, without any prior demand within one hundred twenty days (120) days after the last day of each calendar year and calculated based on the Gross Income received by Developer from operating the Project during the prior calendar year. For purposes of this Lease, "Net Cash Flow" shall mean all (A) cash receipts from the residential and non-residential components of the Project, including rental receipts from the lease of the Residential Apartments, and any other cash received by Developer derived from the Premises, but excluding (i) insurance proceeds or condemnation proceeds; (ii) security deposits or other tenant deposits; (iii) interest earned on project reserves; (iv) proceeds of loans or capital contributions; and (v) releases of funds from any operating or capital replacement reserves less (B) debt services, operating expenses and other expenses as detailed in the Ground Lease. Base Rent shall not commence until recordation of the Certificate of Compliance (the "**Rent Commencement Date**"). No Base Rent will be due by Lessee for any calendar years before the year in which the Rent Commencement Date occurs.
6. The Ground Lease shall include typical rights and protections for any leasehold mortgagees.
7. Construction Timeline. Construction of the Project is scheduled to take thirty (30) months after construction commencement to achieve substantial completion, subject to extension for "Force Majeure".
8. AB 1486 Compliance. Prior to close of escrow on the Ground Lease, if required by the State, MTS may record a restrictive covenant on the Site that documents compliance with the Surplus Land Act.
9. Prevailing Wage and Skilled Labor Requirements. Developer's Project construction activities shall comply with paragraphs C(7) and C(8) of MTS Policy No. 18:

   C(7): All projects approved pursuant to the program shall be considered public works for purposes of Chapter 1 (commencing with Section 1720) of Part 7 of Division 2 of the Labor Code, regardless of whether an exemption under Section 1720 of the Labor Code applies to the project.

   C(8): A joint development agreement between MTS and a private entity shall include a requirement that the developer's construction comply with Public Utilities Code section 120221.5.

Overall Project Update

MTS and the City continue to work BVP on the full project build out. Currently, all parties are reviewing financial pro formas for the various elements of the project. It is anticipated that the Hotel component will move forward in 2026, but exact timing has not yet been determined. MTS, the City and BVP are reviewing the agreement structures for future project phases and working through potential land swaps. 240 exclusive transit patron parking stalls are required at the final build out. Before any temporary transit replacement parking is removed, the final 240 transit patron parking stalls will be provided in a parking deck or garage within the existing bus loop as shown in the overall site plan in Lot 2.

Staff Recommendation

Today's proposed action would have Board:

1) Authorize the Chief Executive Officer to execute a Disposition and Development Agreement with Bayview Family Housing LP for the E St TOD Project (DDA) (in substantially the same format as Attachment A); and

2) Authorize the Chief Executive Officer to take all actions necessary to fulfill MTS's obligations under the DDA, including, but not limited to, executing a Ground Lease and related regulatory agreements for the project.

/S/ Sharon Cooney
Sharon Cooney
Chief Executive Officer

Key Staff Contact: Julia Tuer, 619.557.4515, Julia.Tuer@sdmts.com

Attachment: A. Draft Disposition and Development Agreement

DISPOSITION AND DEVELOPMENT AGREEMENT

by and between

SAN DIEGO METROPOLITAN TRANSIT DEVELOPMENT BOARD

"MTS"

And

BAYVIEW FAMILY HOUSING LP

"Developer"

TABLE OF CONTENTS

EXHIBITS iii

I. [§ 100] SUBJECT OF AGREEMENT. 2
A. [§ 101] Purpose of the Agreement. 2
B. [§ 102] The Site. 2
C. [§ 103] The Project. 2
D. [§ 104] Parties to the Agreement. 3
1. [§ 105] The Board. 3
2. [§ 106] The Developer. 4
E. [§ 107] Prohibition Against Change in Ownership and Control of Developer. 4
F. [§ 108] Schedule of Performance. 5

II. [§ 200] SITE DISPOSITION. 6
A. [§ 201] Lease of Site. 6
B. [§ 202] Condition of the Site. 6
C. [§ 203] Delivery of Completed Documents. 7
D. [§ 204] Closing. 8
E. [§ 205] Conditions to Execution of the Ground Lease. 8
F. [§ 206] Escrow and Escrow Instructions. 10
G. [§ 207] Deposit of Monies and Recordation of Documents. 12
H. [§ 208] Title Insurance. 13
I. [§ 209] Taxes and Assessments. 13
J. [§ 210] Occupants of the Site 13
K. [§ 211] Required Land Use Approvals. 13
L. [§ 212] Submission of Evidence of Financing and Project Commitments. 14
M. [§ 213] Reimbursements by Developer. 16

III. [§ 300] DEVELOPMENT OF SITE. 16
A. [§ 301] Development of Site. 16
1. [§ 302] Scope of Development. 16
2. [§ 303] No Approved Drawings and Plans. 17
3. [§ 304] Construction Plans, Drawings and Related Documents. 17
4. [§ 305] Board Approval of Plans, Drawings and Related Documents. 17
5. [§ 306] Cost of Construction 18
6. [§ 307] Indemnification. 19
7. [§ 308] Local, State, and Federal Laws. 19
8. [§ 309] City and Other Governmental Board Permits. 19
9. [§ 310] Taxes, Assessments, Encumbrances and Liens. 19
B. [§ 311] Sale of Developer's Interest in the Project. 19

IV. [§ 400] USE OF THE SITE. 20
A. [§ 401] Inspection of the Site. 20
B. [§ 402] Hazardous Substances. 21
C. [§ 403] Obligation to Refrain from Discrimination. 22
D. [§ 404] Effect and Duration of Covenants. 22

E. [§ 405] Effect of Violation of the Terms and Provisions of this Agreement..... 23

V. [§ 500] DEFAULTS, REMEDIES AND TERMINATION. 23
A. [§ 501] Defaults – General; Notice. 23
B. [§ 502] Legal Actions. 24
1. [§ 503] Institution of Legal Actions..... 24
2. [§ 504] Applicable Law. 24
3. [§ 505] Acceptance of Service of Process. 24
C. [§ 506] Rights and Remedies are Cumulative. 24
D. [§ 507] Damages; Specific Performance. 24
E. [§ 508] Remedies and Rights of Termination. 24
1. [§ 509] Termination by Developer. 24
2. [§ 510] Termination by Board. 25
3. [§ 511] Effect of Termination. 26

VI. [§ 600] GENERAL PROVISIONS..... 26
A. [§ 601] Notices, Demands, and Communications Between the Parties..... 26
B. [§ 602] Conflicts of Interest. 27
C. [§ 603] Warranty Against Payment of Consideration for Agreement. 27
D. [§ 604] Nonliability of Board Officials and Employees. 27
E. [§ 605] Enforced Delay; Extension of Time of Performance. 27
F. [§ 606] Inspection of Books and Records. 28
G. [§ 607] Approvals. 28
H. [§ 608] Severability..... 28
I. [§ 609] Gender, Number. 28
J. [§ 610] Business Days. 28
K. [§ 611] Captions..... 29
L. [§ 612] Entire Agreement. 29
M. [§ 613] Recitals; Exhibits..... 29
N. [§ 614] Authority of Signatories. 29
O. [§ 615] Modifications. 29
P. [§ 616] Attorneys' Fees and Legal Expenses. 29
Q. [§ 617] Preparation of Agreement. 29
R. [§ 618] Counterparts. 30
S. [§ 619] Certificates. 30
T. [§ 620] Successors and Assigns. 30
U. [§ 621] Joint and Several Liability..... 30
V. [§ 622] No Third Party Beneficiaries..... 30

EXHIBITS

A **Depiction of E Street Property**
B **Site Map**
C **Scope of Development**
D **[RESERVED]**
E **Schedule of Performance**
F **Draft Ground Lease**
G **Material Terms of Ground Lease**
H **Required Land Use Approvals**
I **Estimated Budget for MTS Outside Consultants pursuant to Section 213**

DISPOSITION AND DEVELOPMENT AGREEMENT

THIS DISPOSITION AND DEVELOPMENT AGREEMENT ("**Agreement**"), dated for reference purposes only as of April 16, 2026, is entered into by and between the **SAN DIEGO METROPOLITAN TRANSIT DEVELOPMENT BOARD**, a California public agency, also known as the San Diego Metropolitan Transit System ("**MTS**"), and BAYVIEW FAMILY HOUSING LP, a California limited partnership ("**Developer**"), with reference to the following facts:

A. MTS is a public transit agency established under Public Utilities Code section 120000 et seq., with responsibility for public transit services, included bus and light rail, in the cities of San Diego, Chula Vista, National City, Coronado, Imperial Beach, Lemon Grove, La Mesa, El Cajon, Santee, and Poway, and adjacent unincorporated areas of the County of San Diego.

B. MTS is the owner of approximately 4.15 acres of land located at 750 E Street, currently improved with a parking lot including 278 parking spaces for transit users, located adjacent to MTS's E Street Transit Center ("**Transit Center**") in the City of Chula Vista (the "**City**"), County of San Diego, State of California, (the "**MTS Property**").

B. The City is the owner of approximately 6 acres of land adjacent to the MTS Property, known as 707 F Street (the "**City Property**").

C. Beginning in December 2018, MTS and City agreed to jointly seek development partners for the MTS Property and the City Property, with a goal of developing the properties into a seamless high density, mixed-use, transit-oriented development (the "**Joint Development**"). The Joint Development was the subject of a competitive solicitation process by the City and MTS between 2019 and 2022.

D. The MTS Property, Transit Center, City Property, and the overall Joint Development site are illustrated and designated on the "**Site Map**" which is attached to this Agreement as **Exhibit A**.

E. In recognition of the ongoing efforts and investment of MTS and City in pursuing this Joint Development, and to confirm that the Joint Development would comply with the policy goals and legal requirements of the Surplus Land Act (Gov. Code sections 54220-54234), Senate Bill 51 (2021 - Durazo) amended Government Code section 54234 to allow projects like the Joint Development to proceed so long as the overall project met specific affordability requirements, including that it include at least 100 residential units and at least 25 percent of the total residential units in the Joint Development be restricted to lower income households. Assembly Bill 480 (2023 – Ting) amended the deadline to execute disposition and development agreements (DDAs) for the Joint Development to be December 31, 2027, as codified in Government Code section 54234(a)(3).

F. As a result of the Joint Development competitive solicitation, on November 10, 2022, MTS and City entered into an Exclusive Negotiation Agreement (**ENA**) with Bayview Point, LLC for the purpose negotiating either one comprehensive DDA or two individual DDAs providing for the coordinated disposition and development of the City Property and the MTS Property into a mixed use project comprised of high density market rate housing, affordable housing, commercial (office and retail) space, a full service hotel,

replacement transit parking spaces, and other necessary and approved public and private improvements.

G. Following the ENA negotiations described in Recital F above, the parties have decided to proceed with two (or more) individual DDAs for the Joint Development. This Agreement is intended as the DDA covering the affordable housing project component on the MTS Property (the "**Affordable Project**").

H. A future DDA and other agreements, as applicable, will be negotiated between MTS, City, and Bayview Point LLC for development of the City Property and portions of the MTS Property with remaining elements of the Joint Development, including high density market rate housing, commercial (office and retail) space, a full service hotel, replacement transit parking spaces, and other site-serving infrastructure.

NOW, THEREFORE, MTS and the Developer covenant and agree as follows:

I. [§ 100] SUBJECT OF AGREEMENT.

A. [§ 101] Purpose of the Agreement.

The purpose of this Agreement is to provide for the development of the Project on the Site (as defined in **Section 102** below) by the Developer and to provide the terms and conditions for the lease of the Site by MTS to the Developer.

The lease and development of the Site pursuant to this Agreement, and the fulfillment generally of this Agreement, are in accord with the public purposes and provisions of applicable federal, state, and local laws and requirements. MTS has taken all actions required by applicable laws to enter into this Agreement.

B. [§ 102] The Site.

The Project (defined in **Section 103** below) will be constructed by Developer on the MTS Property pursuant to a right of entry permit issued as provided in the long-term Ground Lease that will be executed as set forth in **Section 201**. During the course of this Agreement, MTS and the Developer will determine the ground lease parcel structure for dividing the MTS Property into the Residential Apartments (as defined in **Section 103(1)** below) and the Transit Parking Facilities (as defined **in Section 103(4)** below), which shall be documented in the Ground Lease. Prior to execution of and close of escrow of the Ground Lease pursuant to **Sections 204** and **205**, Developer shall have a survey and a metes and bounds legal description and plat map prepared, for review and approval of MTS Chief Executive Officer, to document the final boundaries of the TOD Site.

C. [§ 103] The Affordable Project.

The "**Project**" shall consist of the design, development and construction by Developer of a transit-oriented, apartment project on the MTS Property consisting of:

1. Residential components consisting of approximately one hundred one (101) multifamily rental apartment units constructed in six stories above a ground floor parking

and amenity space above a below grade parking area, together with related amenities, improvements and accommodations (the "**Residential Apartments**"). The unit mix is estimated as follows: nine (9) studios, forty-two (42) 1-bedrooms, twenty-five (25) 2-bedrooms, and twenty-five (25) 3-bedrooms. All units shall be rent restricted according to TCAC or CalHFA program requirements, except for one (1) staff units. Any deviation of less than ten percent (10%) from the estimated unit count shall not be deemed a material change requiring approval under **Section 305(b)**; provided that an increase in unit count by more than ten percent (10%) is hereby approved. The anticipated portion of the MTS Property that will be subject to the Ground Lease and contain the Residential Apartments is referred to herein as the "TOD Site" and is shown in **Exhibit B**, with the exact portion to be established as described in Section 102 above. MTS and Developer understand that the Affordable Project shall be used to satisfy the requirements of Government Code section 54234(a)(3) for the overall Joint Development.

2. All demolition, site preparation, and all other on-site and off-site improvements which are required for the construction and operation of the Residential Apartments.

3. Extension (to the extent necessary) of off-site sanitary sewer, electrical, water, storm drain, telephone, cable and gas facilities required to serve the Residential Apartments.

4. Construction of the Transit Parking Facilities to accommodate the creation of the TOD Site and construction of the Residential Apartments. "**Transit Parking Facilities**" shall include the construction of approximately119 parking stalls for MTS's exclusive use, plus the curbs, landscaping, stormwater, sidewalk, lighting, and other improvements consistent with a Transit Parking Facilities site plan be approved by the MTS prior to the Close of Escrow pursuant to **Section 205(6)**. MTS and Developer hereby acknowledge that as of the date hereof, it is anticipated that the Transit Parking Facilities will be completed by Bayview Point LLC, as further set forth in Section 302(b) below.

5. As set forth in **Section 302(b)**, portions of the Project, including full replacement of transit parking spaces as part of the overall Joint Development, are contingent upon the negotiation and completion of DDAs and subsequent ground leases with City, MTS, and Bayview Point LLC for the other project components of the Joint Development.

The Project is more particularly described in the "**Scope of Development**" which is attached to this Agreement as **Exhibit C**, which may be supplemented as the Project entitlements are processed during the term of this Agreement. The term "**Designated Plans**" shall mean all final plans and specifications for the Project, that are approved by MTS prior to the Close of Escrow pursuant to **Section 205(6)**. Developer shall design, develop and construct the Project at its sole cost and expense in accordance with the Scope of Development and the Designated Plans.

D. **[§ 104] <u>Parties to the Agreement</u>.**

1. **[§ 105] <u>MTS</u>.**

"**MTS**" is a California public agency organized and existing under the laws of the State of California, including but not limited to Public Utilities Code sections 120000, *et seq*. The principal office of MTS is located at 1255 Imperial Avenue, Suite 1000, San Diego, California 92101-7490.

"**MTS**" as used in this Agreement includes MTS and any assignee of or successor to its rights, powers and responsibilities.

2. **[§ 106] <u>The Developer</u>.**

The "**Developer**" is Bayview Family Housing LP, a California limited partnership. The general partner of Developer is Bayview Housing LLC or its affiliate ("**General Partner**"), whose sole member is Eden Housing Inc. ("Eden"). The principal office of the Developer is 600 West Broadway, Suite #700, San Diego, CA 92101 .

Wherever the term "Developer" is used herein, such term shall include any permitted assignee or successor in interest as herein provided.

E. **[§ 107] <u>Prohibition Against Change in Ownership and Control of Developer</u>.**

1. The Developer represents and agrees that its lease of the Site, and its other undertakings pursuant to this Agreement, are and shall be used for the purpose of timely redevelopment of the Site and not for speculation in landholding. The Developer further recognizes that, in view of:

(a) The importance of the redevelopment of the Site to the general welfare of the community; and

(b) The fact that a change in ownership or control of the Developer, or of a substantial part thereof, or any other act or transaction involving or resulting in a significant change in ownership or with respect to the identity of the parties in control of the Developer or the degree thereof, is for practical purposes a transfer or disposition of the Site; and

(c) The fact that the Site is not to be leased (except in connection with the rental of the Residential Apartments) or used for speculation, but only used for development and operation by the Developer in accordance with this Agreement; and

(d) The importance to MTS and the community of the standards for the development and the use, operation and maintenance of the Site and the subsequent rental of the Residential Apartments;

that the qualifications and identity of the Developer are of particular concern to the community and MTS. The Developer further recognizes that it is because of such qualifications and identity that MTS is entering into this Agreement with the Developer.

No voluntary or involuntary successor-in-interest of the Developer shall acquire any rights or powers under this Agreement except as expressly set forth herein.

2. In light of the foregoing, and except as otherwise provided in this **Section 107**, the Developer, without the prior written approval of MTS, which approval may be given or withheld in MTS's sole discretion, shall not (i) assign or delegate all or any part of its rights and obligations under this Agreement; or (ii) effect any transaction which would result in any person or entity other than General Partner or its affiliate being the general partner of Developer; provided however that Developer shall be permitted to admit a tax credit investor and nonprofit managing general partner so long as the General Partner or an affiliate of Eden remains as a general partner.

3. MTS and Developer acknowledge that the Project is pivotal to the Joint Development and its compliance with the Surplus Land Act, and that in the event of an uncured default by Developer or other termination of this Agreement prior to Close of Escrow, Bayview Point LLC shall have the right to nominate and/or approve a substitute developer for the Affordable Project component of the Joint Development.

4. This Agreement may be terminated by MTS pursuant to **Section 510** if there is any voluntary or involuntary assignment or transfer described in Subsection 1(b) above (of this **Section 107**) prior to the Close of Escrow where MTS's approval is required but has not been obtained.

5. The Developer shall promptly notify MTS of any and all changes whatsoever in the identity or degree of direct and indirect ownership of Developer and its members, partners or shareholders, of which it or any of its members, partners or shareholders have been notified or otherwise have knowledge or information.

6. Absent an express signed written agreement between the parties to the contrary, no assignment of any of the rights or obligations of Developer under this Agreement shall result in a novation or in any other way release Developer from its obligations under this Agreement. No consent by MTS to any assignment by Developer shall constitute a consent to any other assignment or commit MTS to provide its consent to any future assignment.

7. For the avoidance of doubt, the applicable terms and conditions of the Ground Lease shall supersede the terms and conditions of this **Section 107** upon the execution of the Ground Lease. In the event of any conflict or inconsistency between the terms of the Ground Lease and the terms of this Agreement after the Close of Escrow, the terms of the Ground Lease shall control.

F. **[§ 108]** **Schedule of Performance.**

Developer and MTS shall each use commercially reasonable efforts to satisfy the conditions to Closing and shall each perform its obligations under this Agreement in accordance with the "**Schedule of Performance**" attached hereto as **Exhibit E** and incorporated herein.

The parties desire to execute the Ground Lease upon satisfaction of the conditions to Close of Escrow in **Section 205**.

II. [§ 200] SITE DISPOSITION.

A. [§ 201] Lease of Site.

1. MTS agrees to lease to Developer the Site for development of the Project in accordance with the Ground Lease. The ground lease interest in the Site (subject to the reserved rights or easements) is referred to herein as the "**Premises**".

2. The form of "**Ground Lease**" is attached hereto as **Exhibit F**. The Commencement Date of the Ground Lease shall be the date that escrow closes and the Memorandum of Lease for the Ground Lease in the form attached to the Ground Lease ("**Memorandum of Lease**") is recorded ("**Close of Escrow**"). The anticipated date for Close of Escrow is set forth on **Exhibit E** provided that the outside date scheduled for Close of Escrow (the "**Closing Date**") shall be no later than June 30, 2031, as the same may be extended in writing by the MTS Chief Executive Officer. The material terms of the Ground Lease are listed in **Exhibit G**. Before Close of Escrow, the MTS Chief Executive Officer and the designated representative for Developer may agree to changes in the final Ground Lease document that do not materially alter the terms listed in **Exhibit G** or otherwise materially increase the obligations of MTS other than as may be required by Developer's lenders.

B. [§ 202] Condition of the Site.

1. Condition of Title.

(a) Title/Survey. Developer shall cause to be prepared (i) a current, effective commitment for title insurance (the "**Title Commitment**") issued by Old Republic Title Company("**Title Company**"), accompanied by true, complete, and legible copies of all documents referred to in the Title Commitment as exceptions and (ii) a current ALTA-NSPS Land Title Survey of the Premises (the "**Survey**"). Developer shall determine whether MTS's title to the Premises is satisfactory to Developer. Developer may negotiate with the Title Company or the surveyor who prepared the Survey in order to cause them to modify the Title Commitment or the Survey, as applicable, to reflect only those exceptions to title that are acceptable to Buyer (collectively, the "**Permitted Title Exceptions**"), and to commit to provide endorsements to the leasehold title policy. MTS agrees to use commercially reasonable efforts to remove all title exceptions or encumbrances shown on the Title Commitment which are objected to in writing by Developer.

(b) Future Easements. The parties shall cooperate reasonably regarding the grant of non-exclusive easements for (collectively the "**Future Easement Areas**"):

(i) Utility and access purposes as may be required by the Developer, City or public utility to permit drainage or extend utility service to the Project or the Transit Center and such other future easements which might be necessary or desirable for the operation of the Project or the Transit Center;

(ii) Easements to allow for minor encroachments of the Project on the MTS Property and other MTS right-of-way that are routine and necessary for the Project;

Such cooperation shall continue after execution of the Ground Lease to the extent that all easements have not been determined as of the date of the execution of the Ground Lease; provided however that such cooperation shall be at no cost to Developer and shall not impose any obligations on Developer to construct, repair, maintain or operate the Future Easement Areas.

(c) Elimination or Modification of Title Exceptions. MTS agrees to reasonably cooperate and assist Developer in its investigations of the title exceptions and in the elimination of or modification to those title exceptions that interfere or may interfere with the development or use of the Project

2. Physical Condition. The Site and all improvements thereon shall be conveyed in an "as is" condition, with no warranty, express or implied by MTS as to the condition of the soil (or water), its geology, or the presence of known or unknown faults or as to the condition of the improvements. It shall be the sole responsibility of the Developer, at the Developer's expense, to investigate and determine the soil (and water) condition of the Site (including improvements) and the suitability of the Site (including improvements) for the development to be constructed by the Developer. If the soil (or water) condition of the Site (including improvements), or any part thereof, is not in all respects entirely suitable for the use or uses to which the Site and improvements will be put, then it is the sole responsibility and obligation of the Developer to take such action as may be necessary to place the Site and the soil (and water) condition thereof (including improvements) in all respects in a condition entirely suitable for the development of the Site.

C. **[§ 203] Delivery of Completed Documents.**

Prior to the Closing Date, MTS and the Developer shall complete, execute, acknowledge (if required for recordation) and deliver into escrow the following documents:

1. The Ground Lease (in the form attached hereto as **Exhibit F**);

2. The Memorandum of Lease (in the form attached to the Ground Lease);

3. All documents required for construction financing of the Project by Developer and approved by MTS pursuant to Section 212 below ("Developer Construction Loan");

4. The Assignment of Construction Contract, subordinate to the rights of any construction lenders; and

5. Any other documents necessary for the disposition of the Site as contemplated in this Agreement.

D. **[§ 204] Closing.**

Close of Escrow (also referred to herein as "**Closing**") shall be deemed to have occurred upon recording of the Memorandum of Lease. At Closing, the leasehold interest in the Site shall be conveyed and possession of the Site shall be delivered to the Developer, and the Ground Lease shall commence.

E. **[§ 205] Conditions to Execution of the Ground Lease.**

Execution of the Ground Lease is subject to the following conditions:

1. Developer Certification. Developer shall certify in writing to MTS that:

(a) the Developer is ready, willing and able, in accordance with the terms and conditions of this Agreement, to perform in accordance with the Scope of Development;

(b) all conditions precedent to Closing of which the Developer is aware (including the delivery into escrow of documents to be deposited by Developer pursuant to **Section 203** hereof, the delivery to MTS of the documents and certifications to be deposited by Developer pursuant to **Section 212** hereof, and the performance of any other obligations of Developer as set forth in the Schedule of Performance which are scheduled to be performed before the Closing Date) have been fulfilled or waived by the party entitled to waive such condition;

(c) The only condition to issuance by the City of all grading and building permits required for the development of the Project is the payment of applicable fees, and Developer will pay such fees and obtain all grading, building and other permits required for the development of the Project after Close of Escrow;

(d) Developer's construction financing for the Project is in a position to fund and will fund at Close of Escrow;

(e) Developer has approved the physical condition of the Site, including, but not limited to, all matters disclosed by the Title Commitment or the Survey pursuant to **Section 202**; and

(f) that to the best of the Developer's knowledge, (i) the Developer is not in violation of any order or decree of any court of competent jurisdiction or, any governmental agency having jurisdiction, which if determined adversely to the interest of Developer or its respective owners, members or partners, could materially adversely affect the Developer's ability to construct, develop, operate and maintain the Project as set forth in this Agreement, and (ii) there are no pending or threatened judicial or administrative proceedings, which, if determined adversely to the interests of the Developer or its respective owners, members or partners, could materially adversely affect the Developer's ability to construct, develop, operate and maintain the Project as set forth in this Agreement.

The Developer's certification shall include, if requested by MTS not later than ten (10) days after the delivery thereof; evidence reasonably acceptable to MTS, acting in good faith, and consistent with the standards customarily applied by public agencies in similar affordable housing ground lease transactions to MTS that all contracts and commitments required by this Agreement to be procured or entered into by Developer are in full force and effect as of the time of such certification, or will be in full force and effect concurrent with the Closing.

2. Condition of the Site. There shall have been no material adverse change in the physical condition of the Site following the date of execution of this Agreement.

3. Proposed New Utility Easements**.** MTS shall have executed and recorded (or otherwise dedicated) all Proposed New Utility Easements or has agreed to execute such easements when requested by the applicable utility.

4. The Leasehold Title Policy. Escrow Holder can procure the Leasehold Title Policy insuring title in conformity with **Section 208** of this Agreement.

5. Proceedings. No legal or administrative proceeding, or moratorium, referendum, or other challenge has occurred and remains outstanding that would adversely impact Developer's ability to construct and occupy the Project within the times set forth in the Performance Schedule shall have been filed.

6. Designated Plans. MTS has approved the "Designated Plans" for the Project pursuant to **Section 304** or any modification which requires MTS approval pursuant to **Section 305**.

7. Financing and Project Commitments. Developer shall have delivered to MTS all of the documents and certifications referred to in **Section 212** hereof, and MTS shall have issued all approvals required of MTS under **Section 212**.

8. Reimbursement of Costs of MTS's Consultants. Developer shall have deposited into Escrow sums sufficient (in the reasonable determination of MTS) to reimburse MTS for the fees, costs and expenses of its outside consultants, outside counsel, and reimbursable staff time as described in **Section 213**, to the extent such costs are not otherwise paid for by Bayview Point LLC pursuant to the agreements contemplated under subsection 11 below.

9. Developer Performance. Prior to the Closing Date, MTS shall determine that (a) all conditions precedent to the Closing have been satisfied and performed, including without limitation, Developer's performance of any other obligations of Developer as set forth in this Agreement, including without limitation the Schedule of Performance or the Scope of Development, which are scheduled to be performed before the Closing Date; and (b) Developer has performed all of its material obligations under this Agreement and is not in material default under this Agreement.

10. MTS Performance. Prior to the Closing Date, Developer shall determine that (a) all conditions precedent to the Closing have been satisfied and performed, including without limitation, MTS's performance of any other obligations of MTS as set forth in this Agreement, including without limitation the Schedule of Performance or the Scope of Development, which are scheduled to be performed before the Closing Date; and (b) MTS has performed all of its material obligations under this Agreement and is not in material default under this Agreement.

11. Joint Development Agreements and Performance of Infrastructure Work. Prior to the Closing Date, agreements between City, MTS, Bayview Point LLC, and Developer, as applicable, shall be in place to meet the Project requirements set forth in **Section 302(b)**, and Bayview Point LLC shall have completed all of the infrastructure work necessary for Developer to be able to complete and operate the Project.

12. Waiver of Conditions Precedent. The conditions precedent described in Subsections 2, 6, and 10 of this **Section 205** are for the sole benefit of Developer, and Developer unilaterally may waive any or all of such conditions. The conditions precedent described in Subsections 1, 8, and 9 of this **Section 205** are for the sole benefit of MTS, and MTS unilaterally may waive any or all of such conditions. Except as otherwise expressly provided in this Agreement, any other conditions to execution described in this Agreement may be waived only by written notice from both Developer and MTS to Escrow Holder and each other. Subject to the terms of this Agreement, Developer and MTS shall use their reasonable efforts to satisfy all conditions to execution in accordance with the Schedule of Performance.

F. **[§ 206] Escrow and Escrow Instructions.**

1. MTS agrees to open an escrow for the purposes of this Agreement with Old Republic Title Company or such other escrow company or escrow department of a title insurance company as may be acceptable to both MTS and the Developer (the **"Escrow Holder"**). This Agreement, together with escrow instructions and any supplemental escrow instructions entered into by the parties consistent herewith (the **"Escrow Instructions"**), shall constitute the joint escrow instructions of MTS and the Developer with respect to the conveyance of the leasehold interest in the Site, and a duplicate original of all such documents shall be delivered to the Escrow Holder upon the opening of escrow.

2. MTS and the Developer shall provide such additional escrow instructions as shall be necessary and consistent with this Agreement. The Escrow Holder hereby is empowered to act under this Agreement and, upon indicating its acceptance of the

provisions of this Section in writing, delivered to MTS and to the Developer within five (5) days after the opening of the escrow, shall carry out its duties as Escrow Holder hereunder.

3. MTS shall not pay any fees, charges or costs in connection with the Closing; Developer shall pay all such expenses.

4. The Developer shall pay into escrow to the Escrow Holder the following fees, charges and costs promptly after the Escrow Holder has notified MTS of the amount of such fees, charges and costs prior to the Closing Date:

(a) All: (i) escrow fees, (ii) city or county transfer, conveyance or documentary taxes or fees, and (iii) recording and notary fees; and

(b) The premium for the Leasehold Policy referred to in **Section 208** below and any lender's policy required in connection with the Developer's Construction Loan.

5. The Escrow Holder is authorized to:

(a) Pay, and charge the Developer, for any fees, charges and costs payable under this Section to third parties. Before such payments are made, the Escrow Holder shall notify MTS and the Developer of such fees, charges and costs;

(b) Deliver the Ground Lease and other documents (including those referred to in **Section 203** hereof) to the parties entitled thereto when the conditions of the escrow have been fulfilled by MTS and the Developer;

(c) Record the Memorandum of Lease and any instruments delivered through this escrow if necessary or proper to vest an enforceable leasehold interest in the Developer in accordance with the terms and provisions of this Agreement; and

(d) Do all things necessary and authorized to be done to fulfill this Agreement and the escrow instructions.

6. If the escrow is not in condition to permit the delivery of the Ground Lease, recordation of the documents listed in **Section 206(5)(c)** above (if not previously recorded), recordation of the Memorandum of Lease, and recordation of any documents in connection with any Developer Construction Loan by the Closing Date, either party who is not then in default hereunder may, in writing, terminate this Agreement as provided in **Sections 509** and **510** (including any cure period) and demand the return of its money, papers, documents, or real property. Thereupon all rights, liabilities, duties and obligations of the parties under this Agreement shall be determined as provided in **Sections 509-511** hereof. No termination or demand for return shall be recognized until ten (10) days after the Escrow Holder shall have mailed copies of such demand to the other party at the address of its principal place of business. Objections, if any, shall be raised by written notice to the Escrow Holder and to the other party within the 10-day period. If any objections are

raised within the 10-day period, the Escrow Holder is authorized to hold all money, papers and documents until instructed by mutual agreement of the parties or, upon failure thereof, by a court of competent jurisdiction. If no such demands are made, the escrow shall be closed as soon as the conditions contained in this Agreement concerning the conveyance of the leasehold interest in the Site have been satisfied.

7. The Escrow Holder shall not be obligated to return any such money, papers or documents except as provided in **Subsection 6** above, or upon the written instructions of both MTS and the Developer or until the party entitled thereto has been determined by a final decision of a court of competent jurisdiction.

8. Any amendment to the Escrow Instructions shall be in writing and signed by both MTS and the Developer. At the time of any amendment, the Escrow Holder shall agree to carry out its duties as Escrow Holder under such amendment.

9. All communications from the Escrow Holder to MTS or the Developer shall be directed to the addresses and in the manner established in **Section 601** of this Agreement for notices, demands and communications between MTS and the Developer.

10. The liability of the Escrow Holder under this Agreement is limited to performance of the obligations imposed upon it under this Agreement and the Escrow Instructions, and any supplemental escrow instructions delivered to and accepted by the Escrow Holder.

11. Each party hereto represents to the other that it has not authorized any broker or finder to act on its behalf in connection with this Agreement and that it has not dealt with any broker or finder purporting to act on behalf of any party. Each party hereto agrees to indemnify, defend and hold harmless the other party from and against any and all losses, liens, claims, judgments, liabilities, costs, expenses or damages (including reasonable attorneys' fees and court costs) of any kind or character arising out of or resulting from any agreement, arrangement or understanding alleged to have been made by such party or on its behalf with any broker or finder in connection with this Agreement or the transaction contemplated hereby. Notwithstanding anything to the contrary contained herein, this section shall survive the Closing or any termination of this Agreement.

G. **[§ 207]** **Deposit of Monies and Recordation of Documents.**

The parties hereto shall each deposit any monies required to close the escrow with the Escrow Holder prior to the Closing Date; provided that the Escrow Holder shall have notified the parties hereto in writing that the Ground Lease, the Memorandum of Lease and other documents referred to in **Section 203** hereof have been delivered to the Escrow Holder and that title is in the condition to be conveyed in conformity with the provisions of **Section 202** of this Agreement. The Escrow Holder shall cause the Title Company to deliver to the Developer a leasehold title insurance policy insuring title in conformity with **Section 208** of this Agreement, deliver to the parties fully executed duplicate originals of the Ground Lease, and record the Memorandum of Lease in the Official Records of the County Recorder for the County of San Diego. The Ground Lease shall not be recorded.

The parties agree to perform all acts necessary for recordation in sufficient time to close escrow in accordance with the provisions of this Agreement.

H. **[§ 208] Title Insurance.**

Concurrently with the recordation of the Memorandum of Lease and the delivery of the executed duplicate originals of the Ground Lease to the parties, Title Company or such other title insurance company approved by MTS and satisfactory to the Developer shall provide and deliver to the Developer a title insurance policy insuring that the leasehold title in the Site is vested in the Developer subject only to the Permitted Title Exceptions and all standard exceptions and exclusions from coverage set forth in the form of title policy ("**Leasehold Title Policy**"). The Leasehold Title Policy shall be in such amount as the Developer and the Title Company may agree. At Developer's option and sole cost, and provided that the Closing is not thereby delayed, Developer may obtain an ALTA extended coverage leasehold owners policy of title insurance, subject only to the Approved Title Exceptions and such exceptions and other matters as are revealed by or result from the ALTA survey. The Title Company shall provide MTS with a copy of the Leasehold Policy.

I. **[§ 209] Taxes and Assessments.**

Ad valorem taxes and assessments, if any, levied, assessed or imposed on the Site during any period prior to the Commencement Date of the Ground Lease shall be borne by MTS. Ad valorem taxes and assessments (including possessory interest taxes), if any, levied, assessed or imposed on the Site during any period commencing after the Commencement Date of the Ground Lease shall be borne by the Developer, pursuant to the Ground Lease.

J. **[§ 210] Occupants of the Site.**

The Site shall be conveyed free of any possession or right of possession except that of the Developer, subject to the rights of MTS pursuant to any applicable easements or other rights on title.

K. **[§ 211] Required Land Use Approvals.**

Developer, at its sole cost and expense, shall use its commercially reasonable efforts to obtain all approvals, permits and authorizations from governmental and quasi-governmental agencies and other parties required for the development of the Project, including without limitation the approvals listed in **Exhibit H** attached hereto (the **"Required Land Use Approvals"**). Developer's rights and obligations to lease the Site pursuant to this Agreement shall be subject to, and conditioned, upon, the Developer's obtaining all the Required Land Use Approvals.

1. **Compliance with California Environmental Quality Act.**

The Board's approval of this Agreement does not constitute approval by the Board of the Affordable Project or of any other activity that would have a direct or reasonably foreseeable indirect environmental impact pursuant to the California Environmental Quality Act ("CEQA"), Public Resources Code section 21000 *et seq*., and its accompanying regulations. (See 14 C.C.R.

§§ 15060(c); 15378.) The Developer's future use or development of the Affordable Project, and any obligations of the Board under this Agreement, are expressly conditioned on compliance with CEQA. The Board shall comply with CEQA prior to taking any discretionary action with regard to any proposed development of the Affordable Project. Nothing in this Agreement shall be construed to limit the Board's discretion to consider and adopt any mitigation measure or project alternative, including the alternative of rejecting any proposed development of the Project, as may be in compliance with CEQA. Following completion of the Board's environmental determination regarding development of the Project, the Board shall file a notice of such approval as provided in Public Resources Code section 21152.

2. **Developer Covenant to Defend this Agreement.**

The Developer acknowledges that MTS is a "public entity" and/or "public agency" as defined under applicable California law. Therefore, MTS must satisfy the requirements of certain California statutes relating to the actions of public entities and public agencies including, without limitation, CEQA. Also, as a public body, MTS's action in approving this Agreement may be subject to proceedings to invalidate this Agreement or mandamus. The Developer assumes the risk of delays and damages that may result to the Developer from any third-party legal actions related to MTS's approval of this Agreement or the pursuit of the activities contemplated by this Agreement, even in the event that an error, omission or abuse of discretion by MTS is determined to have occurred. If a third-party files a legal action regarding MTS's approval of this Agreement or the pursuit of the activities contemplated by this Agreement, MTS may terminate this Agreement on thirty (30) days written notice to the Developer of MTS's intent to terminate this Agreement, referencing this **Section 211(2)**, without any further obligation to perform the terms of this Agreement and without any liability to the Developer resulting from such termination, unless the Developer unconditionally agrees to indemnify and defend MTS, with legal counsel reasonably acceptable to MTS, against such third-party legal action, as provided in the next sentence. Within thirty (30) days of receipt of MTS's notice of intent to terminate this Agreement, as provided in the preceding sentence, the Developer may offer to defend MTS, with legal counsel reasonably acceptable to MTS, in the third-party legal action and pay all of the court costs, reasonable attorney fees, monetary awards, sanctions, attorney fee awards, expert witness and consulting fees, and the expenses of any and all financial or performance obligations resulting from the disposition of the legal action. Any such offer from the Developer must be in writing and reasonably acceptable to MTS in both form and substance. Nothing contained in this **Section 211(2)** shall be deemed or construed to be an express or implied admission that MTS is liable to the Developer or any other person or entity for damages alleged from any alleged or established failure of MTS to comply with any statute, including, without limitation, CEQA.

L. **[§ 212] <u>Submission of Evidence of Financing and Project Commitments</u>.**

The Developer shall report regularly as requested by MTS (but at least every three (3) months) on its progress in obtaining financing for the development on the Site. The reports may be oral, or shall be in writing if requested by MTS. The reports shall explain in reasonable detail the sources and methods of financing sought, the status of obtaining the financing and the issues, if any, which must be resolved, and the pre-leasing activity which is required or has been achieved.

The information in the reports shall remain confidential to the extent permitted by law, recognizing without limitation that they are subject to review by responsible officials, employees and contractors of MTS.

Not later than the times specified therefor in the Schedule of Performance, the Developer shall submit to MTS for approval, which approval shall not be unreasonably withheld, the following:

1. A current certified financial statement or other financial statements or forms of financial confirmation, in such form reasonably satisfactory to MTS, evidencing the sources of capital sufficient to demonstrate that the Developer has adequate funds and is committing such funds to cover the construction costs and other costs the Developer is expected to incur in fulfilling the obligations of this Agreement ("**Project Commitments**").

2. Evidence satisfactory to MTS that the Developer has obtained the financing necessary for the ground lease and development of the Project in accordance with this Agreement. Such evidence of financing shall include the following, certified by the Developer to be true and correct copies thereof (collectively, "**Evidence of Financing**"):

(a) A copy of the term sheet describing the details of the terms and conditions of the mortgage loan or loans obtained by the Developer (both for interim construction financing and take out financing if a condition of funding the construction loan) to assist in financing the construction of the Project; and

(b) Evidence satisfactory to MTS of sources of equity capital sufficient to demonstrate that the Developer has adequate funds legally committed to cover the difference, if any, between construction cost minus financing authorized by mortgage loans, and evidence of Developer's financial ability to meet normally anticipated cost over-runs.

3. Evidence satisfactory to MTS that Developer has obtained, in form and substance acceptable to MTS, all permits, approvals and authorizations of any type required for the design, development, construction, use and operation of the Project, other than grading and building permits and those inspections, certificates of occupancy and other approvals that are only available after construction has commenced or been completed.

4. Evidence satisfactory to MTS that Developer has obtained, in form and substance acceptable to MTS, all easements, encroachment agreements, licenses and other off-site rights required for the development, construction, use and operation of the Project.

It is the purpose of this procedure to ensure to the satisfaction of MTS that the leasehold interest in the Site will not be conveyed unless and until Developer demonstrates that it has sufficient financing and development commitments to commence and complete the construction of all of the improvements to be constructed pursuant to this Agreement. Prior to the close of escrow, the Developer shall provide or cause to be provided to MTS any additional evidence

reasonably required by MTS to establish that all items required under this Section are current and in full force and effect.

MTS shall approve all evidence, contracts and commitments required under this Section within the time established therefor in the Schedule of Performance except as otherwise set forth in this Section. Such approval shall not be unreasonably withheld. Any disapproval shall be given in writing with the specific reasons therefor. In the event MTS shall disapprove any evidence, contracts or commitments required under this Section, the Developer may revise and resubmit the same within thirty (30) days of receipt of MTS's written disapproval.

M. **[§ 213] Reimbursements by Developer.**

Developer shall reimburse MTS for the fees, costs and expenses of its outside consultants related to the Project and this Agreement, to the extent such costs are not otherwise paid for by Bayview Point LLC pursuant to the agreements contemplated under Section 205.11 above. An estimated budget for MTS's outside consultant costs is attached as **Exhibit I**. This estimate is only for budgeting purposes and shall not be considered a cap or limit on the amount of MTS's reimbursable expenses. As soon as practicable after determining that expenses are anticipated to exceed the estimate in Exhibit I, MTS shall advise Developer and provide documentation for the basis of and need for the additional expenditures. This obligation shall survive the Close of Escrow or the termination of this Agreement. Developer shall deposit with Escrow Holder on or before the Closing Date sums sufficient (in an amount reasonably documented and, to the extent not already incurred, reasonably estimated by MTS) to reimburse MTS for such fees, costs and expenses, which sums shall be paid to MTS through Escrow at Close of Escrow. After Close of Escrow, if MTS determines that the amount deposited was not sufficient to cover the costs described above, Developer shall reimburse MTS for such additional costs within thirty (30) days of MTS's written request together with reasonable evidence of such charges and payment. If after payment of such fees, costs and expenses, any balance of such deposits remains, such balance shall be refunded promptly to the Developer together with reasonable evidence of such charges and payment. MTS shall not have authority to impose additional costs, expenses or reimbursement obligations on Developer except as expressly set forth herein.

III. [§ 300] DEVELOPMENT OF SITE.

A. [§ 301] Development of Site.

1. [§ 302] Scope of Development.

(a) The Developer shall develop the Site with the Project as provided in the Scope of Development in **Exhibit C**.

(b) Developer and MTS acknowledge that the Project and Developer's ability to close on a Ground Lease pursuant to **Section 205** is contingent upon City, MTS, and Bayview Point LLC's negotiation of DDAs for the remaining portions of the Joint Development, including the following elements that are required to be completed by Bayview Point LLC for the Project:

(i) An MTS approved phased circulation and access plan ensuring adequate transit patron vehicle access to park and ride lots, bus circulation to the Transit Center, construction access, and Affordable Project resident access during and after construction of the Affordable Project; and

(ii) Construction of replacement Transit Parking Facilities on the MTS Property, the City Property, or a portion of each.

2. **[§ 303] No Approved Drawings and Plans.** No final plans or drawings have been submitted or approved by MTS as of the date hereof. The Chief Executive Officer of MTS is authorized to approve all plans, drawings and other design elements for the Project as described hereinbelow on behalf of MTS.

3. **[§ 304] Construction Plans, Drawings and Related Documents.**

(a) The Developer shall prepare and submit to the Chief Executive Officer of MTS for architectural and site planning review and written approval the construction plans, drawings and related documents defined in the Scope of Development as the "**Designated Plans**" at the times established in the Schedule of Performance, subject to extensions as are authorized herein or as mutually agreed to by the parties hereto. Developer shall also promptly provide MTS upon request, for MTS's information (not approval), copies of all other plans, drawings and related documents for the development of the Site, including any proposed changes therein.

(b) MTS staff and the Developer shall hold regular progress meetings to coordinate review of the Designated Plans and related documents by MTS. MTS and Developer shall communicate and consult informally as frequently as is necessary to ensure that the Designated Plans receive prompt and speedy consideration by the Chief Executive Officer of MTS.

(c) If any revisions or corrections of plans approved by MTS shall be required by any government official, agency, department or bureau having jurisdiction, or any lending institution involved in financing, the Developer and MTS shall cooperate in efforts to obtain a waiver of such requirements or to develop a mutually acceptable and commercially reasonable alternative.

4. **[§ 305] MTS Approval of Plans, Drawings and Related Documents.**

MTS shall have the right of review (including, but not limited to, architectural review) and approval of the Designated Plans, including any proposed changes therein. MTS shall not unreasonably withhold approval of the Designated Plans.

The Developer has retained AVRP Studios as the architect for the Project through construction completion, provided, however, that Developer may retain a substitute or additional architect if MTS approves in writing, such approval not to be unreasonably withheld, in advance of any substitution occurring prior to Close of Escrow.

(a) Approval of Designated Plans. MTS shall approve, conditionally approve, or disapprove the Designated Plans within the times established in the Schedule of Performance, which shall not be unreasonably withheld. Any disapproval shall state in writing the reasons for disapproval and the steps which must be taken to achieve such approval. The Developer, upon receipt of a disapproval, shall revise such portions of the plans, drawings or related documents in a manner that satisfies the reasons for disapproval, and shall resubmit such revised portions to MTS as soon as possible after receipt of the notice of disapproval, but in no event more than fifteen (15) calendar days after receipt of the notice of disapproval. MTS shall approve or disapprove such revised portions in the same manner and as soon as possible after receipt of such revised portion, but in no event more than fifteen (15) calendar days after receipt thereof.

(b) Approval of Changes to the Designated Plans. Once the Designated Plans have been approved by MTS, the following changes shall be presented to the Chief Executive of MTS for approval, which approval shall not be unreasonably withheld (1) material reduction to the residential unit count of more than 10%; (2) material changes the exterior appearance of the Project buildings; (3) material changes to the exterior landscaping plan for the Project; (4) material changes to the Project's interior access roads or pedestrian pathways; (5) or other material changes to the scope of the Development. The Chief Executive of MTS shall approve, conditionally approve, or disapprove any proposed changes to the Designated Plans as soon as possible after receipt of the notice of proposed change, but in no event more than fifteen (15) calendar days after receipt thereof. Any disapproval shall be handled in the same process set forth in **Section 305(b)** above.

(c) MTS neither undertakes nor assumes nor shall it have any responsibility or duty to Developer or to any third party to review, inspect, supervise, pass judgment upon or inform Developer or any third party of any matter in connection with the development or construction of the Project, whether with respect to the quality, adequacy or suitability or the plans, any labor, service, equipment or material furnished to the Project, any person furnishing the same or otherwise. Developer and all third parties shall rely upon its or their own judgment with respect to such matters, neither Developer nor any third party is entitled to rely on any review, inspection, supervision, exercise of judgment or information supplied to the Developer or to any third party by MTS in connection with this Agreement.

The parties shall prepare and attach to the Ground Lease at Closing a schedule describing the plans, drawings, and related documents which have been approved by MTS.

5. **[§ 306] Cost of Construction.**

The entire cost of constructing the Project on the Site shall be borne by the Developer. MTS and the Developer shall each pay the costs necessary to administer and carry out their respective responsibilities and obligations under this Agreement.

6. **[§ 307] Indemnification.**

To the fullest extent permitted by law, the Developer shall indemnify, protect, defend and hold harmless MTS and its officers, employees and agents, from and against all liability, loss, damage, costs, or expenses of any kind (including court costs and attorneys' fees) arising from or as a result of: (a) any and all challenges to this Agreement, the Project or the related entitlements; and (b) any accident, injury, loss or damage whatsoever caused to any person or to the property of any person which shall occur on or adjacent to the Site prior to the completion of the Project and which shall be directly or indirectly caused by any acts done thereon or any errors or omissions of the Developer, its agents, employees and contractors, or any of them, including but not limited to, claims of negligent or defective design or construction before Close of Escrow or termination of this Agreement, regardless of whether any such liability, loss, damage, costs, or expense occurs before or after Close of Escrow or termination of this Agreement. These indemnity obligations shall survive the expiration or termination of this Agreement. Developer's obligations under this Section exclude claims, losses or liability which is due to the sole negligence, willful misconduct, or violation of law by MTS or its officers, employees and agents.

7. **[§ 308] Local, State, and Federal Laws.**

The Developer shall comply with all applicable laws, including all applicable federal and state labor standards.

8. **[§ 309] City and Other Governmental Permits.**

Before commencement of any work or improvement upon the Site, the Developer shall secure or shall cause to be secured, any and all permits, approvals or certificates which may be required by MTS, the City or any other governmental agency with jurisdiction over the Site or over the construction, development or work contemplated under this Agreement. MTS shall cooperate with Developer and provide all proper assistance to the Developer in securing these permits and certificates and any other approvals required for the Project in order to meet the time periods set forth in the Schedule of Performance; provided that MTS shall not be required to incur any expense in connection with providing any such assistance.

9. **[§ 310] Taxes, Assessments, Encumbrances and Liens.**

The Developer shall not place on fee title to the Site, or any portion thereof, any mortgage, trust deed, or similar encumbrance or lien and the Developer shall remove, or shall have removed, any levy or attachment made on the fee title to the Site, or any portion thereof, or shall assure the satisfaction thereof within a reasonable time; provided however that encumbrances and liens shall be permitted on Developer's leasehold title pursuant to the terms of the Ground Lease. Nothing herein contained shall be deemed to prohibit the Developer from contesting the validity or amounts of any encumbrance or lien, nor to limit the remedies available to the Developer with respect thereto, provided such contest does not subject the Site, or any portion thereof, to forfeiture or sale.

B. **[§ 311] Sale of Developer's Interest in the Project.**

Except as otherwise expressly provided in this Agreement, the Developer shall not under any circumstances be entitled to assign this Agreement or any of the rights herein, without the prior written consent of MTS, which may be granted or withheld in the reasonable discretion of MTS.

If, contrary to the provisions of this Agreement, the Developer does assign this Agreement or any of the rights herein, or any change in the ownership or control of Developer in violation of **Section 107** occurs, in addition to all other legal and equitable remedies MTS may be entitled to, MTS shall be entitled to recover from Developer the total consideration received by Developer for such sale, transfer, conveyance or assignment. Said consideration shall belong and be paid immediately to MTS.

Notwithstanding anything to the contrary contained herein, in the event of any conflict or inconsistency between the terms of the Ground Lease and the terms of this Agreement after the Close of Escrow, the terms of the Ground Lease shall control.

IV. [§ 400] USE OF THE SITE.

A. [§ 401] Inspection of the Site.

1. Before Close of Escrow, Developer shall have fully and independently inspected and assessed the condition of the Site and any other information deemed pertinent by Developer to its ground lease, use or development of the Site (including any title, survey, permits, approvals, laws, statutes, rules, ordinances and other governmental regulations or requirements applicable to the Site), and shall have approved the same in its sole discretion. Before the Close of Escrow, Developer shall have the continuing right to physically inspect, and to cause one or more engineers or other representatives of Developer to physically inspect, the Site without interfering with MTS's operation of the Site. Developer shall make such inspections in good faith and with due diligence. All inspection fees, appraisal fees, engineering fees and other expenses of any kind incurred by Developer relating to the inspection of the Site will be solely at Developer's expense. MTS shall cooperate reasonably with Developer in providing access to the Site for such inspections. MTS hereby reserves the right to have a representative present when Developer conducts any inspection of the Site. Prior to and as a condition to Developer making each physical inspection of the Site, Developer shall adhere to MTS's published procedures regarding site access and inspection, including but not limited to having any third party consultants obtain a right of entry permit from MTS (https://www.sdmts.com/business-center/permits/right-entry).

2. Developer shall indemnify, protect, defend (with counsel approved by MTS) and hold harmless MTS, its contractors and employees from and against any and all injuries, losses, liens, claims, judgments, liabilities, costs, expenses and damages (including reasonable attorneys' fees and court costs) sustained by or threatened which result from or arise out of any inspections of the Site or any other entry onto the Site by Developer, its contractors, employees, agents or representatives, however caused. Notwithstanding any provision herein to the contrary, the indemnity contained in the preceding sentence shall survive the Execution of an Amended and/or Restated Agreement

or the earlier termination of this Agreement. Developer's obligations under this Section exclude claims, losses or liability which is due to the sole negligence, willful misconduct, or violation of law by MTS or its officers, employees and agents.

3. Developer shall deliver to MTS, within five (5) Business Days after a request, copies of all studies, reports and similar information, including all supplements, addenda and updates of such information, regarding the physical condition of the Site (e.g., soils, geotechnical, hydrological, and environmental reports, studies, assessments and tests) obtained by Developer.

B. **[§ 402]** **Hazardous Substances.**

1. Developer shall not, without MTS's prior written consent, use, store, generate, or dispose any "**Hazardous Substances**" (as defined below) onto the Site.

2. Developer shall comply with all rules, laws and regulations relating to Hazardous Substances which Developer uses or stores on the Site.

3. Developer shall not cause the unlawful release, deposit, discharge or disposal of any Hazardous Substances on or around the Site.

4. Except for bioretention tanks installed in accordance with applicable laws, no above or underground storage tanks shall be installed or maintained on the Site without MTS's prior express written approval.

5. As it relates to for any work done under a right of entry permit or other permission to enter the Site pursuant to this Agreement, Developer shall be responsible for posting on the Site any signs required by any state, federal or local law, including, without limitation, Section 25249.6 of the California HEALTH AND SAFETY CODE and regulations promulgated pursuant thereto. Developer shall also complete and file any business response plans or inventories required by any state, federal or local law, including, without limitation, Chapter 695 of the California HEALTH AND SAFETY CODE and regulations promulgated pursuant thereto. Developer shall concurrently file a copy of any such business response plan or inventory with MTS.

6. Developer shall defend, indemnify and hold harmless MTS and its officers, employees, and agents from any claims, liability, injury, damage, costs or expenses (including without limitation, attorneys' fees and the cost of any cleanup, testing, remediation, removal or disposal of Hazardous Substances) relating to or arising out of any Hazardous Substances released, deposited, discharged or disposed onto, under or around the Site by Developer, its contractors, employees or agents, or arising as a result of Developer's violation of the provisions of this Section. The obligations of this paragraph shall survive the expiration or termination of this Agreement, but shall terminate upon Developer's sale of its leasehold interest in the Site in compliance with the terms of the Ground Lease.

7. Developer hereby releases MTS and its officers and employees from any claims, liability, injury, damage, costs or expenses (including without limitation, attorneys'

fees and the cost of any cleanup, testing, remediation, removal or disposal of Hazardous Substances) relating to or arising out of any Hazardous Substances released, deposited, discharged or disposed onto, under or around the Site; provided, however, that this release shall not apply to any Hazardous Substances released, deposited, discharged or disposed onto, under or around the Site solely by MTS or its officers or employees after the Close of Escrow. Developer agrees as to the matters released to waive the benefits of Section 1542 of the CIVIL CODE of the State of California, which provides as follows:

> "A general release does not extend to claims which the creditor does not know or suspect to exist in his or her favor at the time of executing the release, which if known by him or her must have materially affected his or her settlement with the debtor."

_____ _____

Developer's Initials MTS's Initials

The obligations of this paragraph shall survive the expiration or termination of this Agreement.

8. The term "**Hazardous Substances**", when used in this Agreement, shall mean any hazardous waste or hazardous substance as defined in any federal, state, or local statute, ordinance, rule, or regulation applicable to the property, including, without limitation, the Comprehensive Environmental Response, Compensation, and Liability Act of 1980 (Title 42 United States Code 9601-9662), the Resource Conservation and Recovery Act (Title 42 United States Code 6901-6992k), the Carpenter-Presley-Tanner Hazardous Substance Account Act (California Health and Safety Code 25300-25395), and the Hazardous Waste Control Law (California Health and Safety Code 25100-25250.25). "Hazardous Substances" shall also include asbestos or asbestos-containing materials, radon gas, and petroleum or petroleum fractions, whether or not defined as a hazardous waste or hazardous substance in any such statute, ordinance, rule, or regulation.

C. **[§ 403] Obligation to Refrain from Discrimination.**

There shall be no discrimination against or segregation of any person, or group of persons, on account of race, color, ancestry, national origin, religion, disability (mental or physical), sex, gender, sexual orientation, gender identity, gender expression, genetic information, marital status, familial status, or source of income, in connection with the construction of the Project or in the lease, sublease, transfer, use, occupancy, tenure or enjoyment of the Site, or any part thereof, nor shall the Developer itself or any person claiming under or through the Developer establish or permit any such practice or practices of discrimination or segregation with reference to the selection, location, number, use or occupancy of tenants, lessees, subtenants, or sublessees of the Site.

D. **[§ 404] Effect and Duration of Covenants.**

1. The covenants established herein shall, without regard to technical classification and designation, be binding for the benefit and in favor of MTS, its successors and assigns, and any successor in interest to the Site or any part thereof.

2. The covenants contained in this Agreement shall remain in effect as follows:

(a) All indemnity and release obligations shall survive the termination of this Agreement.

(b) The obligations of Developer under Subsection (3) of Section 401 shall survive the termination of this Agreement.

(c) All other covenants in this Agreement shall terminate upon the Close of Escrow.

3. The duties and obligations of the Lessee under the Ground Lease are separate and independent from the duties and obligations of the Developer under this Agreement, and a breach by the Developer under this Agreement shall not be deemed a breach under the Ground Lease. No (i) Transferee (as that term is defined in the Ground Lease) of the Lessee's interest under the Ground Lease, (ii) Permitted Mortgagee (as defined in the Ground Lease), (iii) tenant under a new lease or its subsequent assignees, or (iv) a foreclosing Permitted Mortgagee or its subsequent assignees, shall be responsible for any of the obligation of the Developer under this Agreement and no such party described in (i)-(iv) above shall be considered a "successor or assign" under this Agreement.

E. [§ 405] Effect of Violation of the Terms and Provisions of this Agreement.

MTS shall have the right in the event of any breach of the terms and provisions of this Agreement, to exercise all rights and remedies available at law, and to maintain any actions or suits at law or in equity or other proper proceedings to enforce the curing of such breaches.

V. [§ 500] DEFAULTS, REMEDIES AND TERMINATION.

A. [§ 501] Defaults – General; Notice.

A failure or delay by any party to perform any term or provision of this Agreement shall constitute a default under this Agreement. The non-defaulting party shall give written notice of default to the defaulting party, specifying the default complained of and the actions required to cure the default. Delay in giving such notice shall not constitute a waiver of any default nor shall it change the time of default. A party shall be deemed in material default of this Agreement, and the party not in default shall have the remedies described below, if either: (1) a monetary default is not cured within ten (10) days after service of the notice of default; or (2) a non-monetary default is not cured within thirty (30) days after service of the notice of default; or (3) a non-monetary default which cannot reasonably be cured within thirty (30) days is not (a) commenced to be cured within thirty (30) days after service of the notice of default, (b) pursued diligently, and (c) cured promptly within a reasonable period of time after commencement of the cure.

Any failures or delays by a party in asserting any of its rights and remedies as to any default shall not operate as a waiver of any default or of any rights or remedies, or deprive a party of its right to institute and maintain any actions or proceedings which are allowed by this Agreement.

B. **[§ 502] Legal Actions.**

1. **[§ 503] Institution of Legal Actions.**

Any legal actions must be instituted in the Superior Court of the County of San Diego, State of California, in any other appropriate court in that County, or in the Federal District Court for the Southern District of California.

2. **[§ 504] Applicable Law.**

The laws of the State of California shall govern the interpretation and enforcement of this Agreement.

3. **[§ 505] Acceptance of Service of Process.**

In the event that any legal action is commenced by MTS against the Developer, service of process on the Developer shall be made by personal service, or in such manner as may be provided by law, and shall be valid whether made within or without the State of California.

C. **[§ 506] Rights and Remedies are Cumulative.**

Except with respect to rights and remedies which are expressly declared to be exclusive in this Agreement, the rights and remedies of any non-defaulting party are cumulative and the exercise of one or more of such rights or remedies shall not preclude the exercise by it, at the same or different times, of any other rights or remedies for the same default or any other default by the defaulting party.

D. **[§ 507] Damages; Specific Performance.**

If a party defaults with regard to any of the provisions of this Agreement, after notice and opportunity to cure as provided in **Section 501** above; the defaulting party shall, except as otherwise expressly provided in this Agreement, be liable to the other party for damages caused by such default, and the non-defaulting party, at its option, may institute an action for specific performance of the terms of this Agreement, or exercise any other remedy or remedies which it may be entitled to.

E. **[§ 508] Remedies and Rights of Termination.**

1. **[§ 509] Termination by Developer.**

In addition to any other termination rights of Developer set forth in this Agreement, the Developer may terminate this Agreement, so long as the Ground Lease has not been executed, if:

(a) any of the conditions to Close of Escrow in **Section 205** for Developer's benefit are not satisfied or waived by Developer; or

(b) MTS fails to execute and deliver the Ground Lease or fails to perform any of its other obligations under this Agreement (including any Attachment to this Agreement) within the time established therefor herein or in the Schedule of Performance.

2. **[§ 510] Termination by MTS.**

In addition to any other termination rights of MTS set forth in this Agreement, but subject to the notice and cure provisions of **Section 501**, MTS at its option may terminate this Agreement, so long as the Ground Lease has not been executed, if:

(a) the Developer assigns or attempts to assign this Agreement, or any rights herein, or makes or attempts to make any total or partial sale, transfer or conveyance of the whole or any part of Developer's leasehold interest in the Site or the improvements thereon, except as permitted by this Agreement or the Ground Lease (after execution of the Ground Lease); or

(b) there is change in the ownership of the Developer, or with respect to the identity of the parties in control of the Developer, or the degree thereof contrary to the provisions of **Section 107** hereof except as permitted by the Ground Lease; or

(c) the Developer fails to diligently pursue or to obtain and submit to MTS the Evidence of Financing and Project Commitments described in **Section 212** of this Agreement within the time established therefor in the Schedule of Performance and such failure is not cured within thirty (30) days following receipt of written notice thereof; or

(d) the Developer fails to execute and deliver the Ground Lease within the time established therefor in the Schedule of Performance and such failure is not cured within thirty (30) days following receipt of written notice thereof; or

(e) the Developer fails to perform any of its other obligations under this Agreement (including any Attachment to this Agreement) within the time established therefor herein or in the Schedule of Performance and such failure is not cured within thirty (30) days following receipt of written notice thereof; or

(f) any of the conditions to Close of Escrow in **Section 205** for MTS's benefit are not satisfied or waived by MTS; or

(g) the Developer fails to timely pay or reimburse MTS for any costs or expenses incurred by MTS with respect to the Site which are to be borne by the Developer under this Agreement; or

(h) the Developer fails to perform all of Developer's indemnity obligations to MTS under this Agreement, including, but not limited to, those set forth in **Sections 307**, **401**, and **402**.

As set forth in **Section 107(3)**, MTS and Developer acknowledge that the Project is pivotal to the Joint Development and its compliance with the Surplus Land Act, and that in the event of an uncured default by Developer or other termination of this Agreement prior to Close of Escrow, Bayview Point LLC shall have the right to nominate and/or approve a substitute developer for the Affordable Project component of the Joint Development.

3. **[§ 511] Effect of Termination.**

(a) No expiration or termination of this Agreement shall affect Developer's indemnity obligations to MTS under this Agreement, including, but not limited to, those set forth in **Sections 307**, **401**, and **402**. The obligations of Developer under Subsection (3) of **Section 401** and Developer's release under Subsection 7 of **Section 402** shall survive the termination of this Agreement. Notwithstanding the foregoing, Developer's obligations herewith shall terminate upon a sale of Developer's leasehold interest in compliance with the Ground Lease.

(b) The deposits and payments made by the Developer under the ENA, this Agreement or separate agreement to reimburse MTS for the fees, costs and expenses of MTS's outside consultants, attorneys and reimbursable staff time shall be retained by MTS until the total amount of such fees, costs and expenses is determined and paid. Any balance of such deposits remaining (after payment of such fees, costs and expenses) shall be refunded promptly to the Developer.

VI. [§ 600] GENERAL PROVISIONS.

A. [§ 601] Notices, Demands, and Communications Between the Parties.

Unless otherwise specifically provided herein, all formal notices, demands or other communications given hereunder shall be in writing and shall be deemed to have been duly delivered upon personal delivery, or by Federal Express (or similar reputable express delivery service), or by email transmission with verification of receipt and back-up copy mailed the same day, or as of the second Business Day after mailing by United States registered or certified mail, return receipt requested, postage prepaid, addressed as follows:

For MTS: Chief Executive Officer
Metropolitan Transit Development MTS
1255 Imperial Avenue, Suite 1000
San Diego, California 92101-7490
Email: sharon.cooney@sdmts.com

with a copy to:

General Counsel
Metropolitan Transit Development MTS
1255 Imperial Avenue, Suite 1000
San Diego, California 92101-7490
Email: karen.landers@sdmts.com

For the Developer: Bayview Family Housing LP
c/o Eden Housing Inc.
600 West Broadway, Suite #700
San Diego, CA 92101
Email: Chris Arthur

Addresses for notice may be changed by written notice sent in the manner provided above.

B. **[§ 602]** **Conflicts of Interest.**

No member, official or employee of MTS shall have any personal interest, direct or indirect, in this Agreement nor shall any such member, official or employee participate in any decision relating to the Agreement which affects his or her personal interests or the interests of any corporation, partnership or association in which he, or she is, directly or indirectly, interested.

C. **[§ 603]** **Warranty Against Payment of Consideration for Agreement.**

The Developer warrants that it has not paid or given, and will not pay or give, any third party any money or other consideration for obtaining this Agreement.

D. **[§ 604]** **Nonliability of MTS Officials and Employees.**

No member, official, or employee of MTS shall be personally liable to the Developer or any successor in interest, in the event of any default or breach by MTS or for any amount which may become due to the Developer or to its successor, or on any obligations under the terms of this Agreement.

E. **[§ 605]** **Enforced Delay; Extension of Time of Performance.**

In addition to specific provisions of this Agreement, delays in performance (other than the payment of money) by either party hereunder shall not be deemed to be a default where and to the extent that such delays in performance are due to war; insurrection; strikes or lock-outs (except strikes or lockouts caused by a labor dispute between Developer, its agents or contractors and the labor force under strike or lockout conditions); riots; floods; earthquakes; fires; casualties; acts of God; acts of the public enemy; acts of terrorism; epidemics, quarantine restrictions; pandemics, and other public health emergencies or government ordered work shutdowns freight embargoes; lack of transportation (which could not have been avoided with reasonable diligence and planning by Developer); governmental restrictions or priority; litigation directly impacting Developer's ability to proceed with Project; unusually severe weather; inability to secure necessary labor, materials or tools (which could not have been avoided with reasonable diligence and planning by Developer); acts of the other party; or any other causes beyond the control (and without the fault) of the party claiming an extension of time to perform. An extension of time for any such cause shall be for the period of the enforced delay and shall commence to run from the time of the commencement of the cause, if the party claiming such extension sends notice to the other party within thirty (30) days of knowledge of the commencement of the cause. Times of performance under this Agreement may also be extended in writing by the Chief Executive Officer and the Developer.

F. **[§ 606]** **Inspection of Books and Records.**

MTS has the right at all reasonable times to inspect the books and records of the Developer pertaining to the Site and the Project as pertinent to the purposes of this Agreement.

G. **[§ 607]** **Approvals.**

Unless otherwise expressly provided herein, approvals required of MTS or the Developer shall not be unreasonably withheld and approval or disapproval shall be given within the time set forth in the Schedule of Performance or, if no time is given, within a reasonable time. Unless otherwise expressly provided herein, the Chief Executive Officer of MTS or his/her designee shall have the authority to issue all approvals and disapprovals on behalf of MTS required or allowed hereunder.

H. **[§ 608]** **Severability.**

If any term, covenant, condition or provision of this Agreement, or the application thereof to any person or circumstance, shall to any extent be held by a court of competent jurisdiction to be invalid, void or unenforceable, the remainder of the terms, covenants, conditions or provisions of this Agreement, or the application thereof to any person or circumstance, shall remain in full force and effect and shall in no way be affected, impaired or invalidated thereby.

I. **[§ 609]** **Gender, Number.**

Whenever the context requires, the use herein of (i) the neuter gender includes the masculine and the feminine, and (ii) the singular number includes the plural.

J. **[§ 610]** **Business Days.**

"**Business Day**" means a day that is not a Saturday, Sunday, MTS Administration or federal bank holiday. If the last day for performance of an act falls upon a day that is not a Business Day, such last day shall be the next following regular Business Day.

K. **[§ 611]** **Captions.**

Captions in this Agreement are inserted for convenience of reference and do not define, describe or limit the scope or intent of this Agreement or any of its terms.

L. **[§ 612]** **Entire Agreement.**

This Agreement, together with any other written document referred to herein, embodies the entire agreement and understanding between the parties regarding the subject matter hereof, and any and all prior or contemporaneous oral or written representations, agreements, understandings or statements shall be of no force and effect.

M. **[§ 613]** **Recitals; Exhibits.**

Any recitals set forth above and any attached exhibits are incorporated by reference into this Agreement.

N. **[§ 614]** **Authority of Signatories.**

Each signatory and party hereto hereby warrants and represents to the other party that it has legal authority and capacity and direction from its principal to enter into this Agreement, and that all resolutions and/or other actions have been taken so as to enable said signatory to enter into this Agreement.

O. **[§ 615]** **Modifications.**

No modification, waiver or discharge of this Agreement shall be valid unless the same is in writing and signed by the party against which the enforcement of such modification, waiver or discharge is or may be sought. Any material amendments to this Agreement must be approved by MTS's MTS of Directors.

P. **[§ 616]** **Attorneys' Fees and Legal Expenses.**

Should any party hereto institute any action or proceeding in court or any arbitration or similar proceeding to enforce any provision hereof or for damages by reason of any alleged breach of any provision of this Agreement or for any other judicial remedy, the prevailing party(ies) shall be entitled to receive from the losing party(ies) all reasonable attorneys' fees and all court costs in connection with said proceedings.

Q. **[§ 617]** **Preparation of Agreement.**

No inference, assumption or presumption shall be drawn from the fact that a party or its attorney prepared or drafted this Agreement. It shall be conclusively presumed that both parties participated equally in the preparation and/or drafting of this Agreement.

R. **[§ 618]** **Counterparts.**

This Agreement may be executed in any number of counterparts, each of which shall be original and all of which shall constitute one and the same document.

S. **[§ 619]** **Certificates.**

At any time and from time to time, each party ("**Responding Party**") agrees to sign and deliver to the other party ("**Requesting Party**") within ten (10) days after receipt of written request therefor a statement certifying that (a) this Agreement is unmodified and in full force and effect (or, if such is not the case, so stating and setting forth any modifications), (b) that, to the Responding Party's knowledge, the Requesting Party is not in breach hereunder (or, if such is not the case, so stating and setting forth any alleged breaches), and (c) any other information reasonably related to the status of this Agreement. Such certification may be conclusively relied on by the Requesting Party, any equity investor of Developer, and any title insurance company insuring title to the Site.

T. **[§ 620]** **Successors and Assigns.**

Subject to the provisions of this Agreement restricting or prohibiting assignment, this Agreement shall be binding on and inure to the benefit of the successors and assigns of the respective parties.

U. **[§ 621]** **Joint and Several Liability.**

If any party consists of more than one person or entity, the liability of each such person or entity signing this Agreement shall be joint and several.

V. **[§ 622]** **No Third Party Beneficiaries.**

This Agreement has been made and is made solely for the benefit of MTS and the Developer and their respective successors and permitted assigns. Nothing in this Agreement is intended to confer any rights or remedies under or by reason of this Agreement on any persons other than the parties to it and their respective successors and permitted assigns. Nothing in this Agreement is intended to relieve or discharge the obligation or liability of any third persons to any party to this Agreement.

IN WITNESS WHEREOF, MTS and Developer have duly executed this Agreement as of the day and year first written above.

"**MTS**"

San Diego Metropolitan Transit Development Board
MTS, a California public agency also known as the Metropolitan Transit System

By: _____
Chief Executive Officer

APPROVED AS TO FORM

By: _____
Karen Landers
General Counsel

"**Developer**"

Bayview Family Housing LP, a California limited partnership

By: Bayview Housing LLC, a California limited liability company, its general partner

By: Eden Housing Inc., a California nonprofit public benefit corporation, its sole member/manager

By:

_____

EXHIBIT A

Site Map

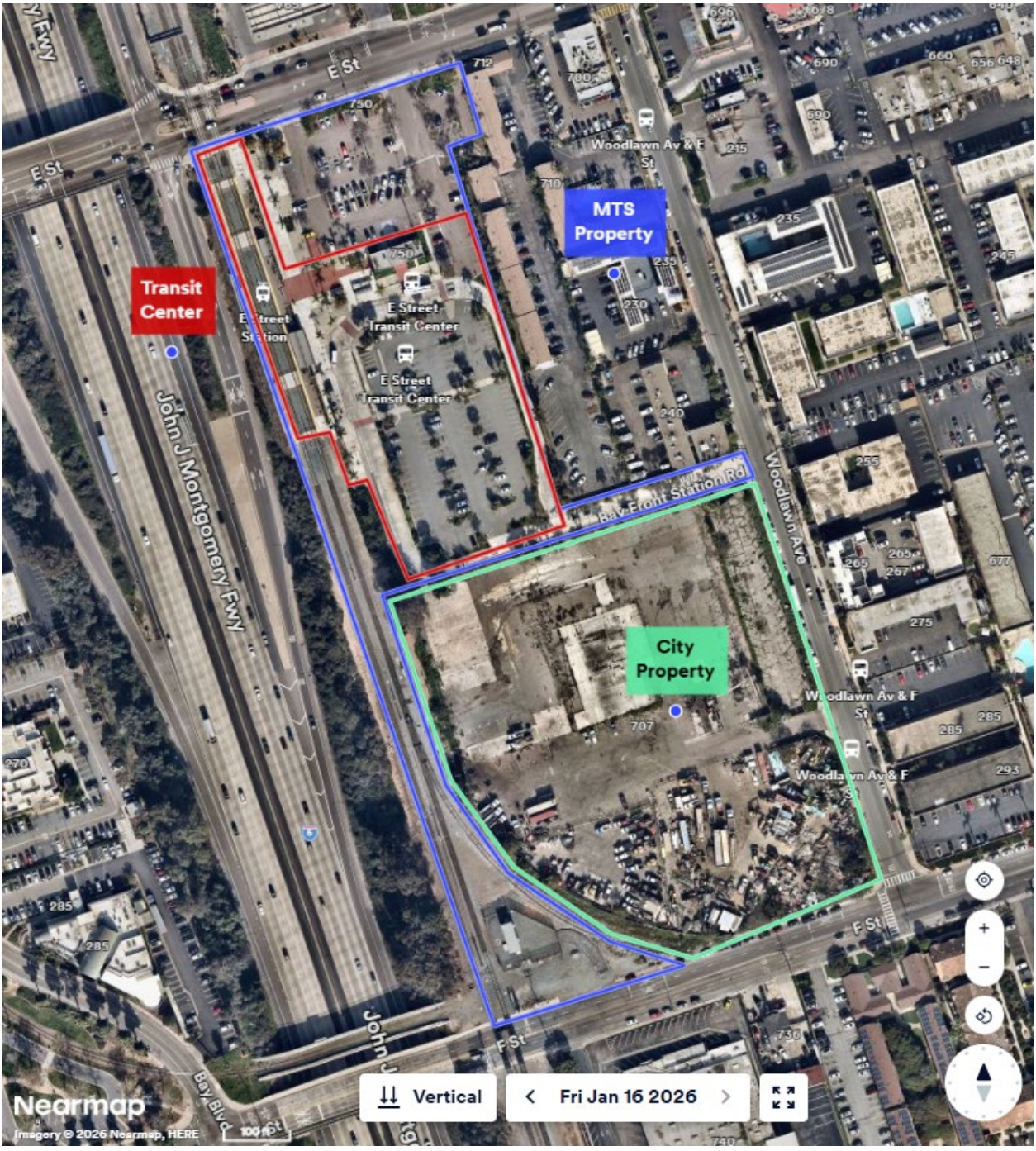

EXHIBIT B

Eden site plan pdf.

EXHIBIT C

Scope of Development

Residential components consisting of approximately one hundred one (101) multifamily rental apartment units constructed in six stories above a ground floor parking and amenity space above a below grade parking area, together with related amenities, improvements and accommodation totaling 156,123 gross building square feet. The unit mix is estimated as follows: nine (9) studios, forty-two (42) 1-bedrooms, twenty-five (25) 2-bedrooms, and twenty-five (25) 3-bedrooms. All units shall be rent restricted according to TCAC or CalHFA program requirements, except for one (1) staff unit. The development will include drought landscaping, outdoor gathering space, residents' community room, resident bike storage, and property management office space. The development will include approximately 105 residential parking spaces. Residential parking is not a Material Term of the Ground Lease.

EXHIBIT D

[RESERVED]

EXHIBIT E

Schedule of Performance

TASK/EVENT	TIME FOR PERFORMANCE
1. Disposition and Development Agreement (DDA). Parties shall execute the DDA	COMPLETED – THIS DOCUMENT
2. Project Commitments. Developer shall submit evidence of Project Commitments to MTS.	Not later than ten (10) days prior to the Closing Date.
3. Evidence of Financing. Developer shall submit Evidence of Financing to MTS.	Not later than ten (10) days prior to the Closing Date.
4. Ground Lease. Parties shall execute Ground Lease.	Not later than June 30, 2031
5. Commencement of Construction. The Developer shall commence construction.	Within thirty (30) days following the later of (i) Ground Lease execution and (ii) issuance of grading and building permits by the City of San Diego
6. Completion of Construction. The Developer shall complete construction.	No later than thirty (30) months after Commencement of Construction.

If the Developer fails to satisfy any obligation by the deadline set forth above, the Developer shall not be in default under this Agreement unless the Developer has first been given written notice of such failure and an opportunity to cure pursuant to **Sections 501** and **510**. Any cure by the Developer within the period set forth by **Sections 501** and **510** shall constitute a full and complete cure of the failure, notwithstanding the fact that the deadline established herein was not first met by the Developer.

EXHIBIT F

Draft Ground Lease

To be finalized after execution of this Agreement.

With the exception of project specific details and the material terms set forth in **Exhibit G**, the Ground Lease draft will closely follow the MTS Ground Lease Template that has been provided to Developer.

EXHIBIT G

Material Terms of Ground Lease

1. Term. The term of the Ground Lease shall be 99 years.
2. Density. The Project shall consist of approximately 101 residential units with an estimated bedroom count of 176 and estimated occupancy of 264 (based on 1.5 residents per bedroom). Any deviation of less than ten percent (10%) from the estimated bedroom count shall not be considered a material change under **Section 305(b)**.
3. Affordability. In compliance with Government Code section 54222.5, at least 25% of the units shall be at affordable rent, as defined in Section 50053 of the Health and Safety Code, to lower income households, as defined in Section 50079.5 of the Health and Safety Code. Rental units shall remain affordable to, and occupied by, lower income households for a period of at least 55 years. All units shall be rent restricted according to TCAC or CalHFA program requirements, except for one (1) staff units.
4. Replacement Parking. Developer, either directly or through agreements with Bayview Point LLC or others, shall cause to be constructed the Transit Parking Facilities substantially in conformance with a Site Plan and Scope of Work approved MTS Chief Executive Officer, with approximately 240 total parking stalls available for MTS's exclusive use in the final Site Plan. The replacement parking can be constructed on the Residential Apartments Site, the MTS Transit Center Site, on the City Property designated as Lot E, or on a combination of locations approved by the MTS Chief Executive Officer.
5. Rent. Developer shall pay to MTS as rent, in arrears, on an annual basis an amount equal to five percent (5%) of Developer's annual Net Cash Flow (as defined below) from the operation of the Project during the prior calendar year (the "**Base Rent**"). Base Rent will be determined and paid, without any prior demand within one hundred twenty days (120) days after the last day of each calendar year and calculated based on the Gross Income received by Developer from operating the Project during the prior calendar year. For purposes of this Lease, "Net Cash Flow" shall mean all (A) cash receipts from the residential and non-residential components of the Project, including rental receipts from the lease of the Residential Apartments, and any other cash received by Developer derived from the Premises, but excluding (i) insurance proceeds or condemnation proceeds; (ii) security deposits or other tenant deposits; (iii) interest earned on project reserves; (iv) proceeds of loans or capital contributions; and (v) releases of funds from any operating or capital replacement reserves less (B) debt services, operating expenses and other expenses as detailed in the Ground Lease. Base Rent shall not commence until recordation of the Certificate of Compliance (the "**Rent Commencement Date**"). No Base Rent will be due by Lessee for any calendar years before the year in which the Rent Commencement Date occurs.
6. The Ground Lease shall include typical rights and protections for any leasehold mortgagees.
7. Construction Timeline. Construction of the Project is scheduled to take thirty (30) months after construction commencement to achieve substantial completion, subject to extension for "Force Majeure".

8. AB 1486 Compliance. Prior to close of escrow on the Ground Lease, if required by the State, MTS may record a restrictive covenant on the Site that documents compliance with the Surplus Land Act.

9. Prevailing Wage and Skilled Labor Requirements. Developer's Project construction activities shall comply with paragraphs C(7) and C(8) of MTS Policy No. 18:

   C(7): All projects approved pursuant to the program shall be considered public works for purposes of Chapter 1 (commencing with Section 1720) of Part 7 of Division 2 of the Labor Code, regardless of whether an exemption under Section 1720 of the Labor Code applies to the project.

   C(8): A joint development agreement between MTS and a private entity shall include a requirement that the developer's construction comply with Public Utilities Code section 120221.5.

EXHIBIT H

Required Land Use Approvals

1. Permits required by the City of Chula Vista to construct the development

EXHIBIT I

Estimated Budget for MTS Outside Consultants pursuant to Section 213

MTS to Provide Estimate
Typical is $20K give or take $10K
MTS requires engineering support to confirm underground parking and shoring plans don't compromise MTS property.

Metropolitan Transit System

E Street TOD - Disposition and Development Agreement

Board Meeting

Joint Development with City of Chula Vista

- 2018 / 2019 MTS and City of Chula Vista (CV) partner for a Joint TOD
  - Unified design and circulation w/ mix of uses
  - High density given proximity to Chula Vista Bayfront Redevelopment area
  - MTS Goal to “create vibrant, transit-oriented communities that offer a range of housing types, job opportunities, and services centered around public transit facilities.”
- *2020-2021 SLA Compliance Pause*
- 2022 ENA with master developer Bayview Point (BVP)
- 2026 BVP partners with Eden Housing to complete affordable component



Surplus Land Act (SLA) Exception

- AB 1486 (Ting 2019) – Amended SLA to require public agencies to first offer property for development of affordable housing before proceeding with sale or ground lease for other purposes.
  - Applied to any property not under contract by September 30, 2019.

  →*Would have prevented MTS/CV solicitation from moving forward and required two projects to separately comply with SLA*
- MTS/CV sponsored legislation to create an exception
  - SB 9 (Durazo 2020); SB 51 (Durazo 2021)
  - AB 480 (Ting 2023) → modified deadlines
- **SLA Exception Applicable to MTS/CV E Street TOD**
  - **Joint Project/Footprint**
  - **Minimum 100 residential units; minimum 25% affordable**
  - **DDAs executed by December 31, 2027**

Joint RFP Status

- ENA with Bayview Point LLC since November 2022
  - Negotiating different project elements
  - MTS transit requirements
  - Interior circulation
  - Affordable component
  - City Parcels: Hotel, Market Rate Housing, Commercial, Park, Parking, Circulation
  - MTS Parcel: Affordable Housing, Transit Center, Parking, Circulation
- **Affordable Component of Project Ready to Move Forward (Today's Proposed Action)**
- CV finalizing deal terms with BVP for Hotel project and other components (DDA approval no later than 12/31/2027)

Joint TOD Project Components

- Affordable Housing
  - 101 units
  - 105 parking stalls
  - *Meets minimum SLA exemption*
- Hotel
  - 300 Keys
  - Companion, not competitor, to Gaylord
- Market Rate Residential
  - Max 300 units per SLA exemption

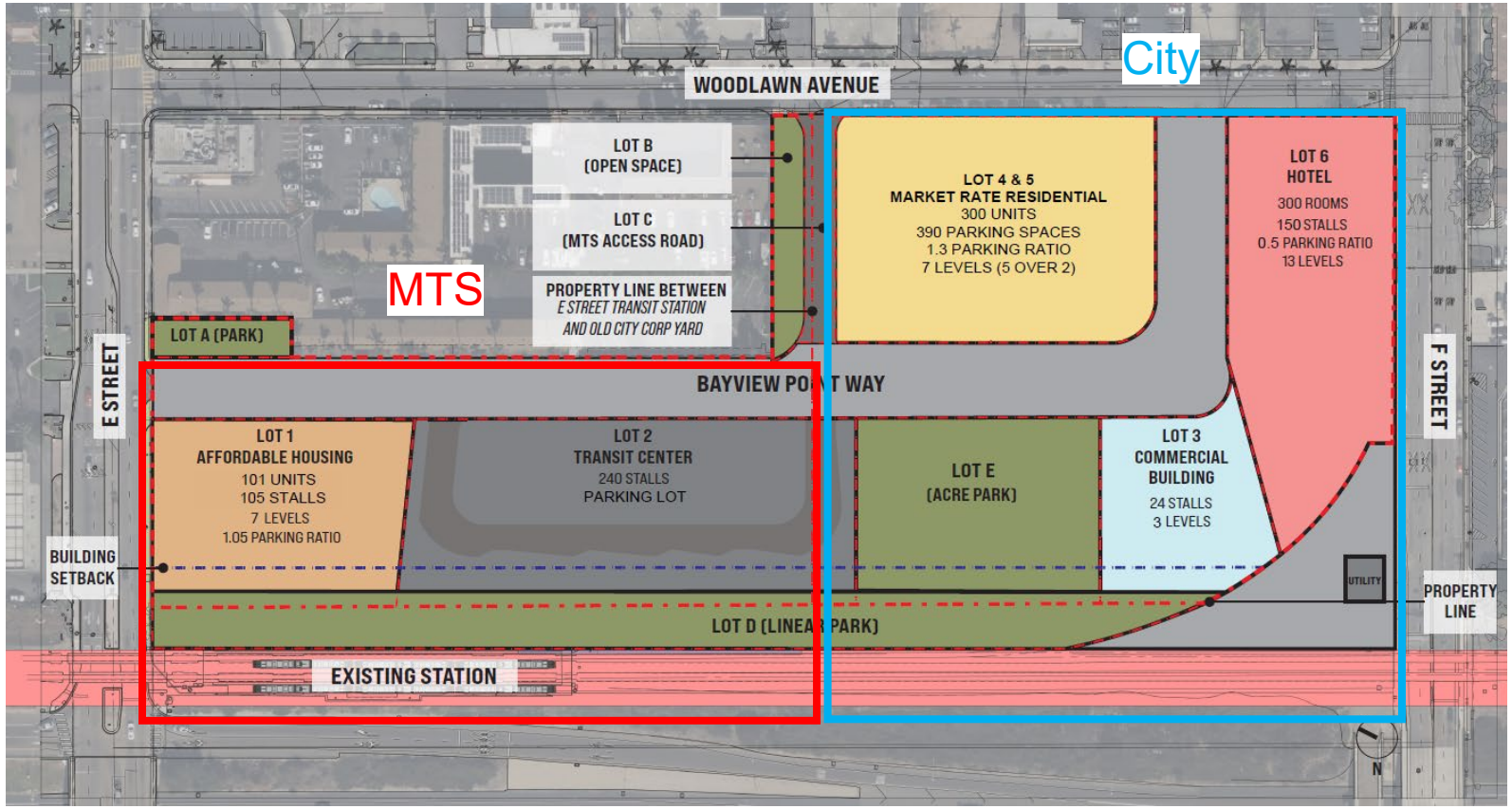

Amenities and Features:

- Linear Park, 1 Ac Park, & Dog Park
- Rooftop dining, Spa, Gym, Meeting Rooms
- 86% Transit Parking Replacement (240 out of 278)
- Bus only lanes and priority features
- Design maintains future grade separation

Eden Housing – Affordable Component

- Qualified, Established Development Partner for BVP: Eden has developed or acquired more than 12,500 affordable homes in 51 cities providing homes for more than 65,000 people

- E St Transit Center Development Details
  - 101 units / 176 total bedrooms
  - 105 parking stalls
  - 7 floors / 1 below grade

- Proposed DDA Terms:
  - MTS Standard Affordable Project Terms:
    - 99-year ground lease
    - Affordability covenant
    - >10% reduction in density = material change
    - 5% net cash flow rent formula (*de minimus*)
    - Transit Parking Replacement Rqmts
    - Prevailing Wage/Skilled Labor Rqmts



Project Phasing – MTS Requirements

- <u>Phase 1A – Affordable Housing</u>
  - Proves joint project *complies with SLA exception* (at least 100 housing units and 25% affordable → unlocks maximum housing of 400 units with 300 market rate/100 affordable)
  - DDA approval in April 2026 will allow Eden to apply for AHSC funding with May 2026 round
    - Goal: funding within 18-24 month period; break ground in 2028
    - Construction may need to trail behind site infrastructure work (roads, grading, temporary replacement transit parking)
  - **Condition Precedent to Ground Lease Closing: Replacement Transit Parking**
    - Affordable Project displaces ~119 transit parking stalls → BVP to fulfill MTS parking obligation
    - Likely will require future agreement between MTS, CV, & BVP to make this an enforceable commitment
      - temporary parking on CV lot to maintain 240 transit stalls ***before*** Affordable Housing breaks ground; parking garage on MTS transit center as part of future Market Rate Project on CV parcel
      - BVP will provide interior circulation plan for MTS approval ***before*** Ground Lease execution
        - Required to ensure transit patron parking, efficient bus operations, construction site access and to avoid adverse impacts to E St traffic

Project Phasing – CV Phases

- Phase 1B – Hotel
  - Companion hotel to Bayfront Convention Center/Gaylor property
  - Hotel moving forward in parallel with Eden affordable project
  - City and BVP reviewing financial pro forma
  - DDA expected well in advance of December 31, 2027 SLA deadline
- Phase 2 – Market Residential Housing, Retail & Parks
  - DDA covering material terms to develop between CV and BVP would be required by December 31, 2027 SLA deadline
  - Exact phasing for construction TBD – market conditions not supportive at this time
  - Final 240 transit parking stalls to be in parking deck or garage within bus loop (Lot 2)

Executive Committee & Staff Recommendation

That the Board of Directors to:

1. Authorize the Chief Executive Officer to execute a DDA with Bayview Family Housing LP for the TOD Project; and
2. Authorize the Chief Executive Officer to take all actions necessary to fulfill MTS's obligations under the DDA, including, but not limited to, executing a Ground Lease and related regulatory agreements for the project.

Metropolitan Transit System

Agenda Item No. 16

MEETING OF THE SAN DIEGO METROPOLITAN TRANSIT SYSTEM
BOARD OF DIRECTORS

April 16, 2026

SUBJECT:

Fiscal Year (FY) 2026 Q1 and Q2 Annual Performance Monitoring Report (Brent Boyd and Matthew Grace)

INFORMATIONAL ONLY

Budget Impact

None.

DISCUSSION:

MTS Board Policy No. 42, "Transit Service Evaluation and Adjustment," establishes a process for evaluating existing transit services to achieve the objective of developing a customer-focused, competitive, integrated, and sustainable system. Additionally, federal Title VI guidance requires that certain performance measures be evaluated and reported to the Board periodically.

Staff from the Planning and Scheduling Department will provide a summary of service performance for Q1 (July-September) and Q2 (October-December) in FY26.

Additionally, staff will provide an update on recent ridership trends.

/s/ Sharon Cooney
Sharon Cooney
Chief Executive Officer

Key Staff Contact: Julia Tuer, 619.557.4515, Julia.Tuer@sdmts.com

Attachments: A. FY 2026 Q1 Performance Monitoring Report
B. FY 2026 Q2 Performance Monitoring Report

San Diego Metropolitan Transit System (MTS) is a California public agency comprised of San Diego Transit Corp., San Diego Trolley, Inc. and San Diego and Arizona Eastern Railway Company (nonprofit public benefit corporations). MTS member agencies include the cities of Chula Vista, Coronado, El Cajon, Imperial Beach, La Mesa, Lemon Grove, National City, Poway, San Diego, Santee, and the County of San Diego. MTS is also the For-Hire Vehicle administrator for multiple cities in San Diego County.

San Diego Metropolitan Transit System
POLICY 42 PERFORMANCE MONITORING REPORT
FY 2026: JULY 2025 - SEPTEMBER 2025

OBJECTIVE | Develop a Customer-Focused and Competitive System

The following measures of productivity and service quality are used to ensure that services are focused on providing competitive and attractive transportation that meets our customers' needs.

Total Passengers

Route Categories	FY 2025 Q1	FY 2026 Q1	% Change FY25 - FY26
System Total	**20,353,526**	**20,458,402**	**0.5%**
Fixed Route (Bus + Rail) Total	**20,267,992**	**20,362,128**	**0.5%**
Light Rail (Blue, Orange, Green, & Copper)	**11,092,904**	**10,940,016**	**-1.4%**
Bus	**9,175,088**	**9,422,112**	**2.6%**
Urban Frequent	*6,003,593*	*6,025,032*	*0.4%*
Urban Standard	*1,445,728*	*1,466,490*	*1.4%*
Rapid	*1,383,505*	*1,540,778*	*10.2%*
Express	*115,602*	*147,870*	*21.8%*
Circulator	*186,812*	*194,397*	*3.9%*
Premium/Rapid Express	*28,012*	*33,064*	*15.3%*
Rural	*11,836*	*14,481*	*18.3%*
Demand Response Total	**85,534**	**96,274**	11.2%
MTS Access	*66,055*	*79,889*	*17.3%*
Access Taxi	*19,479*	*16,385*	*-18.9%*

NOTES: Sub-Contractors for Taxi (Care7, UZURV) ended in Q4 FY2024, reducing "Access Taxi" trips in FY2025. Access trips increased to offset the difference in service.
Rural route increased with Rte 894 (Steele Canyon HS students).
Copper Line implemented Sept 29, 2024

Average Weekday Passengers

Route Categories	FY 2025 Q1	FY 2026 Q1	% Change FY25 - FY26
System Total	**251,122**	**252,035**	**0.4%**
Fixed Route (Bus + Rail) Total	**249,920**	**250,699**	**0.3%**
Light Rail (Blue, Orange, Green, & Copper)	**131,816**	**128,000**	**-3.0%**
Bus	**118,104**	**122,699**	**3.7%**
Urban Frequent	*76,222*	*77,378*	*1.5%*
Urban Standard	*19,462*	*19,914*	*2.3%*
Rapid	*17,682*	*20,065*	*11.9%*
Express	*1,554*	*1,963*	*20.8%*
Circulator	*2,563*	*2,636*	*2.8%*
Premium/Rapid Express	*438*	*517*	*15.3%*
Rural	*185*	*226*	*18.3%*
Demand-Resp. Subtotal	**1,201**	***1,337***	**10.1%**
Demand-Resp. (MTS Access)	*930*	*1,115*	*16.5%*
Demand-Resp. (Access Taxi)	*271*	*222*	*-22.1%*

Passengers Per Revenue Hour

The 'passengers per revenue hour' metric shows how any added or removed **revenue hours** (in-service hours plus layover hours) relate to ridership increases or decreases. Increasing riders per revenue hour would indicate that the system is more efficient, for example, carrying more passengers with the same number of buses.

Route Categories	FY 2025 Q1	FY 2026 Q1	% Change FY25 - FY26
System Total	**34.4**	**34.3**	**-0.5%**
Fixed Route (Bus + Rail) Total	**37.7**	**37.6**	**-0.2%**
Light Rail (Blue, Orange, Green, & Copper)	**186.5**	**172.5**	**-8.1%**
Bus	**19.2**	**19.7**	**2.7%**
Urban Frequent	*21.3*	*21.4*	*0.3%*
Urban Standard	*14.3*	*14.5*	*1.5%*
Rapid	*21.0*	*23.9*	*12.0%*
Express	*11.6*	*13.0*	*10.5%*
Circulator	*11.2*	*12.0*	*6.7%*
Premium/Rapid Express	*15.1*	*17.8*	*15.2%*
Rural	*8.9*	*11.0*	*19.1%*
Demand-Resp. Subtotal	**1.6**	***1.7***	**7.2%**
Demand-Resp. (MTS Access)	*1.4*	*1.6*	*10.8%*
Demand-Resp. (Access Taxi)	*2.8*	*2.8*	*2.0%*

NOTES: Circulator showed decrease in revenue hours (SVCC ended in June 2024), but increase in ridership. Rural route ridership increased with Route 894 (Steele Canyon HS students). Copper Line implemented Sep 29, 2024; Not included in FY25 Q1 data.

Passengers per In-Service Hour

The 'passengers per in-service hour' measure is related to the above 'passengers per revenue hour,' but shows how many passengers are carried while the vehicle is in-service picking up passengers, excluding layover time. Analyzing this figure helps MTS to understand how effective it is at providing the right level of service (instead of how efficiently MTS is grouping trips and breaks together for a vehicle to operate [revenue hours]).

Route Categories	FY 2025 Q1	FY 2026 Q1	% Change FY25 - FY26
System	**51.9**	**49.5**	**-4.8%**
Fixed Route (Bus + Rail) Total	**58.7**	**56.0**	**-4.7%**
Light Rail (Blue, Orange, Green, & Copper)	**216.4**	**206.9**	**-4.6%**
Bus	**29.9**	**30.3**	**1.5%**
Urban Frequent	*33.1*	*32.8*	*-1.0%*
Urban Standard	*22.7*	*22.8*	*0.5%*
Rapid	*33.4*	*37.7*	*11.4%*
Express	*16.4*	*18.6*	*12.2%*
Circulator	*17.1*	*17.9*	*4.2%*
Premium/Rapid Express	*17.5*	*20.8*	*16.1%*
Rural	*13.1*	*13.4*	*2.2%*
Demand-Resp. Subtotal	**1.8**	***1.9***	**6.0%**
Demand-Resp. (MTS Access)	*1.6*	*1.8*	*10.6%*
Demand-Resp. (Access Taxi)	*3.0*	*2.8*	*-8.1%*

NOTES: The Weekday Passengers per In-Service Hour metric generally followed the same trends as Passengers per Revenue Hour. Copper Line implemented Sep 29, 2024; Not included in FY25 Q1 data.

On-Time Performance

On-time performance (OTP) is measured at each bus & Trolley timepoint for every trip; departing timepoints within 0-5 minutes of the scheduled time are considered to be "on-time." OTP is measured by service change period in order to show the results of scheduling changes. MTS's goal for on-time performance is 85% for Urban Frequent and Rapid bus routes, and 90% for Trolley and all other bus route categories. Each route is continually evaluated to determine if performance below the target is a result of issues that MTS controls, such as driver performance or scheduling, or situations outside MTS' direct control, such as construction, traffic congestion, and passenger issues. **Performance of fixed bus routes is heavily impacted by construction, stop signs and stop lights, and traffic when they travel through high density corridors.**

Route Categories	Quarter				*GOAL*
	Q2 FY25	Q3 FY25	Q4 FY25	Q1 FY26	
System	**87.6%**	**88.6%**	**88.8%**	**87.0%**	
Light Rail (Blue, Orange, Green, & Copper)	**93.4%**	**95.5%**	**96.0%**	**95.1%**	*90.0%*
Bus	**87.0%**	**87.8%**	**88.0%**	**87.0%**	
Urban Frequent	86.3%	86.9%	87.1%	85.9%	*85.0%*
Urban Standard	87.4%	89.0%	89.4%	88.4%	*90.0%*
Rapid	89.3%	89.7%	89.6%	90.1%	*85.0%*
Express	85.7%	88.7%	87.0%	87.1%	*90.0%*
Circulator	88.4%	89.6%	90.5%	87.6%	*90.0%*
Premium/Rapid Express	87.8%	89.4%	89.1%	88.9%	*90.0%*
Rural	N/A	N/A	N/A	N/A	
Demand-Resp. (Access & Taxi)	N/A	N/A	N/A	N/A	

NOTES: (Early Trips + On Time Trips)/Total Trips

OBJECTIVE | Develop a Sustainable System

The following measures are used to ensure that transit resources are deployed efficiently and do not exceed budgetary constraints. These resources may be increased over the budgeted amounts in order to respond to heavy passenger loads, special events, or unplanned detours due to construction or route changes. They may be lower than budgeted if underperforming services are reduced, or if not all of the planned capacity is required to meet the ridership demand.

Scheduled In-Service Hours (Weekly Total)

Operator	Q1 FY25	Q1 FY26	# Diff	% Diff
System	**32,754**	**32,846**	**92**	**0.3%**
Directly-Operated Bus	12,152	12,116	(36)	-0.3%
Contracted Fixed-Route Bus	16,775	16,746	(29)	-0.2%
Light Rail	3,827	3,985	157	4.1%

Q1 = June Service Period

Scheduled In-Service Miles (Weekly Total)

Operator	Q1 FY25	Q1 FY26	# Diff	% Diff
System	**489,929**	**491,789**	**1,860**	**0.4%**
Directly-Operated Bus	176,559	176,265	(293)	-0.2%
Contracted Fixed-Route Bus	231,341	230,212	(1,129)	-0.5%
Rail	82,029	85,311	3,282	4.0%

Q1 = June Service Period

Scheduled In-Service Speed (MPH) (Weekday)

Operator	Q1 FY25	Q1 FY26	% Change FY25 - FY26
Directly-Operated Bus	14.5	14.5	0.1%
Contracted Fixed-Route Bus	21.2	20.6	-3.1%
Rail	21.5	21.4	-0.2%

Contracted Fixed-Route Bus = Avg weekday speed across Southbay, East County and Copley Garages

Scheduled In-Service Miles/Total Miles (Weekday)

The 'in-service miles per total miles' ratio is only calculated for MTS in-house operations, as contractors are responsible for bus and driver assignments (runcutting) for MTS Contract Services.

Operator	Q1 FY25	Q1 FY26	% Change FY25 - FY26
Directly-Operated Bus	88.0%	88.1%	0.2%
Contracted Fixed-Route Bus	84.5%	84.5%	-0.1%
Rail	98.2%	96.7%	-1.5%

Scheduled In-Service Hours/Total Hours (Weekday)

As with the mileage statistic, 'in-service hours' per total hours are only calculated for MTS in-house operations.

Operator	Q1 FY25	Q1 FY26	% Change FY25 - FY26
Directly-Operated Bus	75.5%	75.5%	0.1%
Contracted Fixed-Route Bus	72.2%	72.2%	0.0%
Rail	83.7%	80.3%	-4.1%

FY 2026 ROUTE STATISTICS (Q1)

BASE STATISTICS

Route	Cat	Jurisdiction (#=SD Dist.)	Q1 Passengers	FY25 - 26 % Change	Avg. Wkdy. Psgrs.	Psgrs./ Rev. Hr.	Psgrs./ InSvc. Hr.	Cost/ Psgr.	Average Fare	Subsidy/ Psgr.	Revenue	Expense	Total Subsidy	Farebox Recovery	Budgeted Rev.Svc. Hours	Budgeted Rev.Svc. Miles
1	Frq	3,7,9,LM	240,812	2.0%	3,168	21.1	26.0	$ 4.23	$ 1.22	$ 3.00	$274,999	$1,017,973	$742,974	28.9%	11,417	111,394
2	Frq	3	152,519	0.7%	1,940	19.3	25.1	$ 8.74	$ 1.18	$ 7.55	$180,531	$1,332,308	$1,151,777	13.6%	7,892	61,417
3	Frq	3,4,8,9	273,854	2.2%	3,618	20.2	24.0	$ 3.58	$ 1.22	$ 2.36	$264,931	$980,706	$715,775	34.1%	13,583	107,316
4	Std	3,4,8,9	118,303	(8.6%)	1,545	18.9	23.3	$ 8.95	$ 1.18	$ 7.76	$140,031	$1,058,291	$918,260	13.2%	6,269	65,911
5	Frq	3,4,8,9	112,582	0.7%	1,529	19.8	28.8	$ 3.56	$ 1.22	$ 2.33	$108,176	$400,439	$292,263	34.4%	5,688	43,819
6	Frq	3,7	56,841	(3.2%)	696	17.0	20.8	$ 9.90	$ 1.18	$ 8.72	$67,281	$562,846	$495,566	12.0%	3,334	28,552
7	Frq	3,4,9	473,139	(1.2%)	5,615	29.0	35.6	$ 5.82	$ 1.18	$ 4.63	$560,037	$2,751,484	$2,191,447	20.4%	16,299	126,657
8	Frq	2,3	176,692	0.6%	1,956	19.9	27.0	$ 8.49	$ 1.18	$ 7.30	$209,144	$1,499,661	$1,290,517	13.9%	8,883	89,505
9	Frq	2,3	75,857	1.6%	826	17.9	24.8	$ 9.43	$ 1.18	$ 8.24	$89,789	$714,985	$625,196	12.6%	4,235	40,436
10	Frq	2,3,4,9	265,826	3.0%	3,515	26.2	33.3	$ 6.44	$ 1.18	$ 5.26	$314,648	$1,712,300	$1,397,652	18.4%	10,143	88,003
11	Frq	3,9	129,868	1.2%	1,638	16.2	20.0	$ 10.44	$ 1.18	$ 9.25	$153,720	$1,355,363	$1,201,644	11.3%	8,029	78,113
12	Frq	3,4,8,9	222,691	(4.9%)	2,872	20.3	26.2	$ 8.33	$ 1.18	$ 7.14	$263,591	$1,854,635	$1,591,044	14.2%	10,986	105,670
13	Frq	4,7,9,NC	457,380	(1.4%)	6,034	30.5	36.6	$ 5.53	$ 1.18	$ 4.34	$541,383	$2,527,754	$1,986,371	21.4%	14,973	149,205
14	Circ	7,9,LM	12,609	3.7%	197	7.7	9.8	$ 8.80	$ 0.97	$ 7.83	$14,638	$110,945	$96,307	11.0%	1,630	16,436
18	Circ	3,7	4,203	(4.7%)	66	6.3	8.5	$ 16.09	$ 0.97	$ 15.12	$8,923	$67,629	$58,707	6.0%	663	10,019
20	Exp	3,5,6,7	106,217	9.2%	1,398	12.3	14.8	$ 13.77	$ 1.18	$ 12.59	$125,725	$1,463,028	$1,337,303	8.6%	8,666	164,020
25	Circ	6,7	14,453	8.9%	226	9.2	12.3	$ 9.23	$ 0.97	$ 8.26	$17,592	$133,335	$115,744	10.5%	1,578	19,753
27	Std	2,6	70,433	4.1%	864	13.5	19.1	$ 5.93	$ 1.22	$ 4.70	$112,746	$417,355	$304,609	20.6%	5,206	45,670
28	Std	2,3	62,781	2.7%	795	20.4	32.9	$ 3.06	$ 1.22	$ 1.84	$51,865	$191,991	$140,126	40.0%	3,071	21,009
30	Frq	1,2,3	267,686	2.4%	3,232	18.5	21.8	$ 9.15	$ 1.18	$ 7.96	$316,850	$2,448,895	$2,132,045	12.9%	14,506	181,077
31	Std	1,6	19,440	(5.7%)	304	16.3	21.0	$ 10.35	$ 1.18	$ 9.16	$23,010	$201,171	$178,161	11.4%	1,192	14,890
35	Frq	2,3	105,863	11.5%	1,304	18.7	27.9	$ 3.04	$ 1.22	$ 1.82	$87,009	$322,086	$235,077	40.2%	5,660	35,245
41	Frq	1,6,7	168,038	4.3%	2,258	19.4	24.9	$ 8.72	$ 1.18	$ 7.54	$198,900	$1,465,999	$1,267,099	13.6%	8,684	111,826
43	Frq	2,6	113,614	2.6%	1,447	18.3	26.8	$ 9.21	$ 1.18	$ 8.03	$134,481	$1,046,903	$912,422	12.8%	6,201	62,442
44	Frq	2,3,6,7	195,089	(2.4%)	2,521	22.9	30.5	$ 7.38	$ 1.18	$ 6.19	$230,919	$1,438,846	$1,207,927	16.0%	8,523	88,738
60	Exp	1,3,4,6,9	13,934	3.4%	218	15.5	19.0	$ 10.90	$ 1.18	$ 9.71	$16,493	$151,837	$135,343	10.9%	899	14,916
83	Circ	3	5,323	13.3%	83	6.6	8.9	$ 8.29	$ 0.97	$ 7.32	$5,823	$44,132	$38,310	11.7%	810	6,538
84	Circ	2	4,091	9.2%	64	5.4	7.4	$ 14.78	$ 0.97	$ 13.81	$7,979	$60,474	$52,496	6.5%	753	8,959
88	Circ	3,7	26,513	27.1%	314	19.6	30.8	$ 4.39	$ 1.22	$ 3.17	$31,449	$116,415	$84,966	27.8%	1,355	12,739
105	Std	1,2,3,6	45,939	(3.6%)	650	12.1	15.8	$ 13.93	$ 1.18	$ 12.75	$54,376	$640,051	$585,675	8.5%	3,791	45,901
110	Exp	3,6	5,525	13.9%	86	11.0	13.4	$ 15.35	$ 1.18	$ 14.17	$6,540	$84,833	$78,294	7.7%	503	10,120
115	Std	7,9,LM,EC	50,940	2.6%	722	12.3	17.0	$ 9.87	$ 1.30	$ 8.57	$106,998	$502,809	$395,811	13.2%	4,149	48,817
120	Frq	3,6,7	128,880	(0.4%)	1,661	15.3	19.7	$ 11.07	$ 1.18	$ 9.88	$152,550	$1,426,259	$1,273,709	10.7%	8,449	87,297
201^	Rpd	1	204,840	31.6%	2,914	40.6	53.0	$ 4.16	$ 0.73	$ 3.42	$150,481	$851,672	$701,191	17.7%	5,045	45,602
202^	Rpd	1	179,469	20.8%	2,517	38.4	48.3	$ 4.40	$ 0.73	$ 3.67	$131,843	$789,787	$657,944	16.7%	4,678	43,775
204^	Rpd	1	12,168	18.4%	190	12.0	24.0	$ 14.08	$ 0.73	$ 13.34	$8,939	$171,291	$162,352	5.2%	1,015	7,177
215^	Rpd	3,9	381,836	5.7%	4,609	24.3	30.5	$ 6.96	$ 1.15	$ 5.80	$439,538	$2,655,803	$2,216,264	16.6%	15,732	146,703
225^	Rpd	3,8,CV	169,865	7.7%	2,158	17.6	21.9	$ 9.74	$ 1.39	$ 8.35	$235,917	$1,653,932	$1,418,016	14.3%	9,632	181,105
227~	Rpd	8,IB	223,352	6.6%	2,830	25.5	36.1	$ 6.19	$ 1.14	$ 5.05	$255,476	$1,382,571	$1,127,095	18.5%	8,754	158,182
235^	Rpd	3,5,6,9,Esc	327,680	8.0%	4,198	19.7	24.0	$ 8.57	$ 1.23	$ 7.35	$401,649	$2,809,572	$2,407,923	14.3%	16,643	392,595
237^	Rpd	1,6	41,568	11.6%	650	14.1	18.2	$ 12.01	$ 1.33	$ 10.68	$55,377	$499,155	$443,778	11.1%	2,957	36,649
280	RpEx	3,5,Esc	15,754	23.0%	246	16.3	17.8	$ 18.79	$ 3.28	$ 15.51	$19,637	$281,978	$262,341	7.0%	965	30,004
290	RpEx	3,5	17,310	13.9%	270	19.3	24.7	$ 12.76	$ 3.28	$ 9.48	$21,577	$210,356	$188,779	10.3%	897	22,383
701	Frq	CV	79,769	(5.1%)	1,130	15.7	19.6	$ 6.01	$ 1.22	$ 4.79	$129,553	$479,570	$350,017	20.3%	5,081	52,478
704	Std	CV	92,189	0.5%	1,290	17.4	22.2	$ 5.62	$ 1.22	$ 4.40	$140,000	$518,244	$378,244	21.7%	5,297	56,710
705	Std	CV,NC,Cty	43,048	(5.4%)	609	15.4	23.3	$ 5.38	$ 1.22	$ 4.15	$62,525	$231,451	$168,926	22.7%	2,794	25,327
707	Std	CV	21,486	(11.7%)	336	12.4	18.8	$ 7.32	$ 1.22	$ 6.10	$42,476	$157,237	$114,760	16.7%	1,739	17,206
709	Frq	CV	170,731	1.1%	2,417	22.4	28.6	$ 4.49	$ 1.22	$ 3.27	$207,193	$766,975	$559,782	27.2%	7,632	83,928
712	Frq	CV	134,445	3.2%	1,898	24.5	32.2	$ 3.86	$ 1.22	$ 2.64	$140,175	$518,893	$378,717	31.7%	5,482	56,781
815	Frq	EC	86,644	8.2%	1,153	20.2	27.4	$ 3.73	$ 1.30	$ 2.43	$68,705	$322,860	$254,155	34.9%	4,288	31,346
816	Std	EC,Cty	24,674	4.4%	386	11.1	15.9	$ 9.98	$ 1.30	$ 8.68	$52,424	$246,352	$193,928	13.0%	2,223	23,918
832	Std	ST	7,619	(6.6%)	106	10.8	18.2	$ 9.53	$ 1.30	$ 8.23	$15,455	$72,624	$57,170	13.6%	704	7,051
833	Std	EC,ST	17,764	(3.3%)	243	9.5	12.1	$ 6.98	$ 0.97	$ 6.02	$16,371	$124,081	$107,710	13.9%	1,864	18,382
834	Std	ST	5,729	6.2%	90	8.4	14.7	$ 11.22	$ 1.30	$ 9.92	$13,679	$64,282	$50,602	11.6%	682	6,241
838	Std	Cty	25,550	(4.0%)	296	9.8	14.6	$ 10.34	$ 0.97	$ 9.37	$34,857	$264,200	$229,342	9.4%	2,603	39,140
848	Std	EC,Cty	64,130	6.1%	837	16.2	21.4	$ 6.21	$ 1.30	$ 4.91	$84,712	$398,080	$313,368	20.9%	3,970	38,649
851	Circ	LM,Cty	14,722	3.9%	230	16.7	22.1	$ 7.20	$ 1.30	$ 5.90	$22,543	$105,934	$83,391	18.1%	884	10,285
852	Std	4,9,LM	61,875	3.1%	788	13.2	17.4	$ 7.05	$ 1.30	$ 5.75	$92,824	$436,200	$343,376	18.4%	4,675	42,350
854	Std	7,LM	14,861	2.2%	232	11.2	17.6	$ 10.06	$ 1.30	$ 8.76	$31,821	$149,534	$117,713	12.9%	1,326	14,518
855	Std	LM,Cty	46,949	(0.5%)	647	20.5	31.0	$ 4.75	$ 1.30	$ 3.45	$47,411	$222,797	$175,385	27.4%	2,294	21,631
856	Std	4,9,LG,Cty	115,996	9.0%	1,648	20.4	25.3	$ 5.51	$ 1.30	$ 4.21	$135,954	$638,881	$502,926	23.6%	5,675	62,028
864	Std	EC,Cty	68,412	(0.0%)	881	18.9	27.9	$ 5.02	$ 1.30	$ 3.72	$73,049	$343,274	$270,225	25.9%	3,617	33,328
872	Std	EC	10,871	23.2%	170	12.7	20.3	$ 5.44	$ 1.30	$ 4.14	$12,583	$59,132	$46,548	23.9%	854	5,741
874	Std	EC	31,992	(1.2%)	425	14.9	19.0	$ 6.64	$ 1.30	$ 5.34	$45,191	$212,363	$167,172	19.6%	2,150	20,618
875	Std	EC	29,784	(1.2%)	388	13.7	17.1	$ 7.25	$ 1.30	$ 5.95	$45,930	$215,834	$169,904	17.9%	2,176	20,955

TITLE VI MONITORING (FY 2026 Q1 Statistics) ~

Route	Minority Route	On-Time Perf. Goal	On-Time Perf. Actual	Weekday Headway Goal	Weekday Headway Peak	Weekday Headway Base	Vehicle Load Factor ~~ Goal	Vehicle Load Factor ~~ % trips over VLF	Vehicle Load Factor ~~ > 20%?
1	✓	85%	80%	15 min.	15	15	1.50	0%	No
2		85%	93%	15 min.	12	15	1.50	0%	No
3	✓	85%	84%	15 min.	12	12	1.50	0%	No
4	✓	85%	87%	30 min.	30	30	1.50	0%	No
5	✓	85%	92%	15 min.	12	12	1.50	0%	No
6		85%	93%	15 min.	15	15	1.50	0%	No
7	✓	85%	84%	15 min.	10	10	1.50	0%	No
8		85%	78%	15 min.	20	20	1.50	0%	No
9		85%	93%	15 min.	20	20	1.50	0%	No
10	✓	85%	86%	15 min.	12	15	1.50	0%	No
11		85%	83%	15 min.	15	15	1.50	0%	No
12	✓	85%	90%	15 min.	7.5/15	15	1.50	0%	No
13	✓	85%	88%	15 min.	12	12	1.50	0%	No
14		90%	77%	60 min.	60	60	1.00	0%	No
18		90%	94%	60 min.	30	30	1.00	0%	No
20	✓	90%	89%	30 min.	15/30	30	1.50	0%	No
25		90%	88%	60 min.	60	60	1.00	0%	No
27		85%	83%	30 min.	30	30	1.50	0%	No
28		85%	91%	30 min.	15/30	30	1.50	0%	No
30		85%	80%	15 min.	15	15	1.50	0%	No
31		85%	90%	30 min.	30	-	1.50	0%	No
35		85%	93%	15 min.	15	15	1.50	0%	No
41		85%	90%	15 min.	7.5/15	15	1.50	0%	No
43	✓	85%	90%	15 min.	15	15	1.50	0%	No
44	✓	85%	91%	15 min.	7.5/15	15	1.50	0%	No
60	✓	90%	85%	30 min.	20/30	-	1.50	0%	No
83		90%	91%	60 min.	60	60	1.00	0%	No
84		90%	93%	60 min.	60	60	1.00	0%	No
88		90%	88%	60 min.	30	30	1.00	0%	No
105		85%	91%	30 min.	30	30	1.50	0%	No
110	✓	90%	96%	30 min.	20/30	-	1.50	0%	No
115		85%	87%	30 min.	30	30	1.50	0%	No
120	✓	85%	88%	15 min.	15/30	15/30	1.50	0%	No
201^	✓	0%	98%	15.min.	5	10	1.50	0%	No
202^	✓	0%	97%	15.min.	5	10	1.50	0%	No
204^		85%	98%	15.min.	30	30	1.50	0%	No
215^	✓	85%	90%	15.min.	10	15	1.50	0%	No
225^	✓	85%	89%	15.min.	15	30	1.50	0%	No
227~	✓	85%	87%	15.min.	15	30	1.50	0%	No
235^		85%	86%	15.min.	15	15	1.50	0%	No
237^	✓	85%	93%	15.min.	15	-	1.50	0%	No
280		90%	86%	30 min.	15	-	1.00	0%	No
290		90%	92%	30 min.	10	-	1.00	0%	No
701	✓	85%	82%	15 min.	15	15	1.50	0%	No
704	✓	85%	81%	30 min.	30	30	1.50	0%	No
705	✓	85%	92%	30 min.	30/60	30/60	1.50	0%	No
707	✓	85%	92%	30 min.	30	30	1.50	0%	No
709	✓	85%	83%	15 min.	7.5/15	15	1.50	0%	No
712	✓	85%	91%	15 min.	15	15	1.50	0%	No
815		85%	93%	15 min.	15	15	1.50	0%	No
816		85%	89%	30 min.	30	30	1.50	0%	No
832		85%	89%	30 min.	60	60	1.50	0%	No
833		85%	85%	30 min.	35-45	35-45	1.50	0%	No
834		85%	86%	30 min.	60	60	1.50	0%	No
838		85%	83%	30 min.	60	60	1.50	0%	No
848		85%	90%	30 min.	30	30	1.50	0%	No
851	✓	90%	95%	60 min.	60	60	1.00	0%	No
852	✓	85%	88%	30 min.	30	30	1.50	0%	No
854		85%	97%	30 min.	30/60	30/60	1.50	0%	No
855	✓	85%	91%	30 min.	30	30	1.50	0%	No
856	✓	85%	87%	30 min.	30	30	1.50	0%	No
864		85%	90%	30 min.	30	30	1.50	0%	No
872		85%	96%	30 min.	30	30	1.50	0%	No
874		0%	92%	30 min.	30	30	1.50	0%	No
875		0%	91%	30 min.	30	30	1.50	0%	No

San Diego Metropolitan Transit System
POLICY 42 PERFORMANCE MONITORING REPORT
FY 2026: QUARTER 1 - JULY 2025 - SEPTEMBER 2025

FY 2026 ROUTE STATISTICS (Q1)

BASE STATISTICS

Route	Cat	Jurisdiction (#=SD Dist.)	Q1 Passengers	FY25 - 26 % Change	Avg. Wkdy. Psgrs.	Psgrs./ Rev. Hr.	Psgrs./ InSvc. Hr.	Cost/ Psgr.	Average Fare	Subsidy/ Psgr.	Revenue	Expense	Total Subsidy	Farebox Recovery	Budgeted Rev.Svc. Hours	Budgeted Rev.Svc. Miles
888	Rural	**EC,Cty**	187	3.9%	3	1.2	1.3	$ 208.28	$ 4.06	$ 204.22	$7,242	$38,948	$31,705	1.9%	153	4,105
891	Rural	**EC,Cty**	59	31.1%	1	0.7	0.8	$ 374.85	$ 4.06	$ 370.79	$4,113	$22,116	$18,004	1.1%	79	2,331
892	Rural	**EC,Cty**	38	(5.0%)	1	0.5	0.6	$ 560.03	$ 4.06	$ 555.97	$3,957	$21,281	$17,324	0.7%	78	2,243
894	Rural	**EC,Cty**	14,197	22.7%	222	14.2	17.8	$ 16.46	$ 4.06	$ 12.40	$43,460	$233,714	$190,254	24.7%	1,003	24,633
901	**Frq**	3,8,**IB,Cor**	152,540	(0.8%)	1,878	15.6	19.0	$ 7.58	$ 1.22	$ 6.36	$312,264	$1,155,918	$843,655	16.1%	9,793	126,489
904*	Circ	**Cor**	51,634	(7.1%)	526	17.7	28.0	$ 1.93	$ 0.97	$ 0.96	$13,121	$99,450	$86,329	50.2%	2,925	14,733
905	Std	8	57,808	0.7%	845	15.1	21.5	$ 8.41	$ 1.22	$ 7.19	$131,332	$486,158	$354,826	14.5%	3,825	53,199
906	**Frq**	8	147,226	2.5%	1,886	26.7	35.7	$ 2.42	$ 1.22	$ 1.20	$96,376	$356,757	$260,382	50.4%	5,504	39,039
907	**Frq**	8	158,906	(1.8%)	2,037	27.9	37.7	$ 2.17	$ 1.22	$ 0.95	$93,240	$345,152	$251,911	56.3%	5,688	37,769
909	Circ	8	12,133	21.5%	190	12.8	17.4	$ 8.83	$ 1.22	$ 7.61	$28,943	$107,140	$78,197	13.8%	949	11,724
910**	Exp	3,8,**CV,NC**	22,194	N/A	261	16.5	20.3	$ 10.37	$ 1.22	$ 9.14	$62,154	$230,080	$167,925	11.8%	1,342	25,177
916	Std	4,**LG**	15,458	1.4%	215	10.9	13.3	$ 9.88	$ 1.22	$ 8.66	$41,277	$152,796	$111,519	12.4%	1,420	16,720
917	Std	4,**LG**	17,186	8.3%	240	11.6	14.2	$ 8.87	$ 1.22	$ 7.65	$41,200	$152,512	$111,312	13.8%	1,484	16,689
921	Std	1,6	60,020	10.4%	780	15.1	22.0	$ 6.66	$ 1.30	$ 5.36	$85,121	$400,006	$314,884	19.5%	3,986	38,836
923	Std	2,3	34,672	(3.8%)	542	10.2	12.5	$ 8.20	$ 1.22	$ 6.97	$76,774	$284,198	$207,424	14.9%	3,406	31,099
928	Std	6,7	40,626	3.0%	564	10.0	14.2	$ 9.45	$ 1.22	$ 8.22	$103,658	$383,716	$280,058	12.9%	4,047	41,989
929	**Frq**	3,8,**CV,NC**	356,519	(5.3%)	4,572	19.4	23.2	$ 4.26	$ 1.22	$ 3.03	$409,933	$1,517,464	$1,107,532	28.7%	18,424	166,052
932	**Frq**	8,**CV,NC**	205,992	1.6%	2,810	20.4	24.9	$ 4.39	$ 1.22	$ 3.17	$244,448	$904,884	$660,436	27.8%	10,087	99,019
933	**Frq**	8,**IB**	159,050	0.7%	2,076	23.9	28.1	$ 4.37	$ 1.22	$ 3.14	$187,609	$694,479	$506,871	28.0%	6,643	75,995
934	**Frq**	8,**IB**	151,780	(2.3%)	2,008	22.6	26.8	$ 4.43	$ 1.22	$ 3.21	$181,716	$672,666	$490,950	27.6%	6,708	73,608
936	Std	4,9,**LG,Cty**	92,796	5.8%	1,086	18.2	25.0	$ 4.54	$ 1.30	$ 3.25	$89,744	$421,728	$331,984	28.6%	5,095	40,945
944	Std	5,**PW**	14,430	18.0%	209	7.4	12.3	$ 9.81	$ 0.97	$ 8.84	$18,671	$141,516	$122,845	9.9%	1,945	20,965
945	Std	5,**PW**	26,482	7.2%	382	8.8	10.9	$ 10.74	$ 0.97	$ 9.78	$37,537	$284,511	$246,974	9.0%	3,023	42,149
946	Std	**PW**	2,921	52.9%	46	9.4	11.1	$ 10.34	$ 0.97	$ 9.38	$3,986	$30,214	$26,227	9.4%	312	4,476
955	**Frq**	4,8,9,**NC**	254,408	0.6%	3,349	23.7	29.9	$ 3.50	$ 1.22	$ 2.28	$240,807	$891,405	$650,598	34.9%	10,724	97,544
961	**Frq**	4,**NC**	123,700	0.5%	1,590	20.7	27.8	$ 4.51	$ 1.22	$ 3.28	$150,608	$557,512	$406,904	27.1%	5,972	61,007
962	**Frq**	4,**NC,Cty**	122,193	5.8%	1,563	18.8	26.3	$ 4.93	$ 1.22	$ 3.71	$162,700	$602,272	$439,572	24.8%	6,486	65,905
963	Std	4,**NC**	29,085	(1.6%)	375	12.2	16.6	$ 6.15	$ 1.22	$ 4.93	$48,330	$178,904	$130,574	19.9%	2,385	19,577
964	Circ	5,6	27,110	1.2%	424	10.4	13.9	$ 6.13	$ 0.97	$ 5.17	$21,939	$166,283	$144,344	15.8%	2,597	24,634
965	Circ	9	11,758	(0.1%)	164	10.0	12.9	$ 6.90	$ 0.97	$ 5.93	$10,705	$81,136	$70,432	14.0%	1,181	12,020
967	Std	4,**NC**	10,768	15.2%	168	11.8	16.5	$ 6.87	$ 1.22	$ 5.64	$19,972	$73,930	$53,959	17.8%	909	8,090
968	Std	**NC**	13,473	(0.8%)	211	12.7	16.8	$ 7.15	$ 1.22	$ 5.93	$26,037	$96,384	$70,346	17.1%	1,057	10,547
985	Circ	1	9,848	5.2%	154	11.4	13.9	$ 6.67	$ 0.97	$ 5.70	$8,661	$65,645	$56,984	14.5%	867	9,725
992	Frq	2,3	103,898	3.8%	1,177	17.4	21.9	$ 4.19	$ 1.22	$ 2.97	$117,631	$435,440	$317,809	29.2%	5,984	47,649
Access	D.R.	ALL	79,889	20.9%	1,115	1.6	1.8	$ 59.48	$ 4.50	$ 54.97	$359,598	$4,751,494	$4,391,895	7.6%	49,416	683,402
Taxi	D.R.	ALL	16,385	(15.9%)	222	2.8	2.8	$ 34.21	$ 4.50	$ 29.71	$73,753	$560,569	$486,817	13.2%	5,830	193,072
Blue	**LRT**	3,8,**NC,CV**	6,532,739	(1.2%)	77,986	212.3	250.1	$ 2.96	$ 0.78	$ 2.18	$5,101,472	$19,311,485	$14,210,013	24.4%	30,778	570,219
Orange	**LRT**	3,4,8,9,**LG,LM,EC**	1,719,114	(5.1%)	20,360	133.7	158.8	$ 4.69	$ 0.78	$ 3.91	$1,342,471	$8,067,514	$6,725,043	18.1%	12,858	215,598
Green	**LRT**	2,3,7,9,**LM,EC**	2,520,841	(5.4%)	27,675	154.3	188.9	$ 4.07	$ 0.78	$ 3.29	$1,968,547	$10,252,650	$8,284,103	19.5%	16,340	295,322
Copper	**LRT**	EC,ST	167,322		1,979	48.8	64.4	$ 12.86	$ 0.78	$ 12.08	$130,663	$2,152,427	$2,021,764	21.2%	3,430	50,272
TOTAL			**20,458,402**	0.5%	**252,035**	**34.3**	**43.2**	**$ 5.19**	**$ 0.99**	**$ 4.20**	**$20,210,761**	**$105,341,106**	**$85,130,345**	**19.1%**	**597,083**	**7,229,762**

TITLE VI MONITORING (FY 2026 Q1 Statistics) ~

Route	Minority Route	On-Time Perf. Goal	On-Time Perf. Actual	Weekday Headway Goal	Weekday Headway Peak	Weekday Headway Base	Vehicle Load Factor ~~ Goal	Vehicle Load Factor ~~ % trips over VLF	Vehicle Load Factor ~~ > 20%?
888									
891									
892									
894									
901	✓	*85%*	81%	*15 min.*	15	30	*1.50*	0%	No
904*		*90%*	86%	*60 min.*	60	60	*1.50*	0%	No
905	✓	*85%*	91%	*30 min.*	15/30	30	*1.50*	0%	No
906	✓	*0%*	88%	*15 min.*	15	15	*1.50*	0%	No
907	✓	*0%*	85%	*15 min.*	15	15	*1.50*	0%	No
909	✓	*90%*	89%	*60 min.*	60+	60+	*1.5*	0%	No
910		*90%*	71%	*60 min.*	60+	60+	*1.5*	0%	No
916	✓	*0%*	91%	*30 min.*	30/60	30/60	*1.50*	0%	No
917	✓	*0%*	86%	*30 min.*	30/60	30/60	*1.50*	0%	No
921	✓	*85%*	85%	*30 min.*	30	30	*1.50*	0%	No
923		*85%*	88%	*30 min.*	30	30	*1.50*	0%	No
928		*85%*	90%	*30 min.*	30	30	*1.50*	0%	No
929	✓	*85%*	82%	*15 min.*	12	15	*1.00*	0%	No
932	✓	*85%*	86%	*15 min.*	15	15	*1.50*	0%	No
933	✓	*0%*	82%	*15 min.*	12	15	*1.50*	0%	No
934	✓	*0%*	84%	*15 min.*	12	15	*1.50*	0%	No
936	✓	*85%*	91%	*30 min.*	30	30	*1.50*	0%	No
944		*85%*	91%	*30 min.*	30	30	*1.00*	0%	No
945		*85%*	80%	*30 min.*	30	30	*1.50*	0%	No
946		*85%*	75%	*30 min.*	30	30	*1.50*	0%	No
955	✓	*85%*	88%	*15 min.*	12	12	*1.50*	0%	No
961	✓	*85%*	92%	*15 min.*	15/30	15/30	*1.50*	0%	No
962	✓	*85%*	89%	*15 min.*	15	15	*1.50*	0%	No
963	✓	*85%*	95%	*30 min.*	30	30	*1.50*	0%	No
964	✓	*90%*	84%	*60 min.*	30	30	*1.00*	0%	No
965	✓	*90%*	85%	*60 min.*	35-45	35-45	*1.00*	0%	No
967	✓	*85%*	88%	*30 min.*	60	60	*1.50*	0%	No
968	✓	*85%*	90%	*30 min.*	60+	60+	*1.50*	0%	No
985	✓	*90%*		*15 min.*	15	15			
992		*85%*	79%	*15 min.*	15	15	*1.50*	0%	No
Blue	✓	*90%*	90%	*15 min.*	7.5	15	*3.00*	0%	No
Orange	✓	*90%*	92%	*15 min.*	15	15	*3.00*	0%	No
Green		*90%*	93%	*15 min.*	15	15	*3.00*	0%	No
Copper		*90%*	85%	*15 min.*	15	15	*3.00*	0%	No

*FTA defines **Minority** persons to include the following: (1) American Indian and Alaska Native, (2) Asian, (3) Black or African American, (4) Hispanic or Latino, (5) Native Hawaiian or Other Pacific Islander.*

*FTA defines **Minority Route** as one with at least 1/3 of its total mileage in a census block(s) with a percentage of minority population that exceeds the percentage of minority population in the entire MTS service area.*

Source: https://www.transit.dot.gov/sites/fta.dot.gov/files/docs/FTA_Title_VI_FINAL.pdf

Route Category	Q1 Passengers	FY25 - 26 % Change	Avg. Wkdy. Psgrs.	Psgrs./ Rev. Hr.	Psgrs./ InSvc. Hr.	Cost/ Psgr.	Average Fare	Subsidy/ Psgr.	Revenue	Expense	Total Subsidy	Farebox Recovery	Revenue Hours	Revenue Miles
System Total	**20,458,402**	**0.5%**	**252,035**	**34.3**	**49.5**	**$ 5.19**	**$ 0.99**	**$ 4.20**	**$20,293,346**	**$106,199,160**	**$85,905,814**	**19.1%**	**597,083**	**7,229,762**
Fixed Route (Bus + Rail) Total	**20,362,128**	**0.5%**	**250,699**	**37.6**	**56.0**	**$ 4.95**	**$ 0.98**	**$ 3.98**	**$19,859,995**	**$100,887,097**	**$81,027,102**	**19.7%**	**541,837**	**6,353,288**
Light Rail (Blue, Orange, Green, & Copper	**10,940,016**	**-1.4%**	**128,000**	**172.5**	**206.9**	**$ 3.64**	**$ 0.78**	**$ 2.86**	**$8,543,153**	**$39,784,076**	**$31,240,923**	**21.5%**	**63,407**	**1,131,410**
Bus	**9,422,112**	**2.7%**	**122,699**	**19.7**	**30.3**	**$ 6.49**	**$ 1.20**	**$ 5.28**	**$11,316,842**	**$61,103,021**	**$49,786,179**	**18.5%**	**478,430**	**5,221,878**
Urban Frequent	*6,025,032*	*0.4%*	*77,378*	*21.4*	*32.8*	*$ 6.14*	*$ 1.20*	*$ 4.94*	*$7,225,963*	*$37,007,027*	*$29,781,064*	*19.5%*	*281,982*	*2,711,321*
Urban Standard	*1,466,490*	*1.4%*	*19,914*	*14.5*	*22.8*	*$ 7.34*	*$ 1.23*	*$ 6.11*	*$1,809,884*	*$10,764,494*	*$8,954,610*	*16.8%*	*101,215*	*1,041,272*
Rapid ^	*1,540,778*	*11.4%*	*20,065*	*23.9*	*37.7*	*$ 6.22*	*$ 1.17*	*$ 5.05*	*$1,807,478*	*$9,590,826*	*$7,783,348*	*18.8%*	*64,456*	*1,011,788*
Express	*147,870*	*27.9%*	*1,963*	*13.0*	*18.6*	*$ 12.39*	*$ 1.16*	*$ 11.23*	*$171,933*	*$1,832,342*	*$1,660,409*	*9.4%*	*11,410*	*214,233*
Circulator	*194,397*	*4.1%*	*2,636*	*12.0*	*17.9*	*$ 8.21*	*$ 1.25*	*$ 6.96*	*$242,317*	*$1,595,482*	*$1,353,165*	*15.2%*	*16,192*	*157,565*
Premium/Rapid Express	*33,064*	*18.0%*	*517*	*17.8*	*20.8*	*$ 5.55*	*$ 1.25*	*$ 4.30*	*$41,214*	*$183,473*	*$142,258*	*22.5%*	*1,862*	*52,387*
*Rural ^^*	*14,481*	*22.3%*	*226*	*11.0*	*13.4*	*$ 8.93*	*$ 1.25*	*$ 7.69*	*$18,051*	*$129,377*	*$111,326*	*14.0%*	*1,313*	*33,312*
Demand-Resp Subtotal	**96,274**	**12.6%**	**1,337**	**1.7**	**1.9**	**$ 55.18**	**$ 4.50**	**$ 50.68**	**$433,351**	**$5,312,063**	**$4,878,712**	**8.2%**	**55,246**	**876,474**
MTS Access	*79,889*	*20.9%*	*1,115*	*1.6*	*1.8*	*$ 59.48*	*$ 4.50*	*$ 54.97*	*$359,598*	*$4,751,494*	*$4,391,895*	*7.6%*	*49,416*	*683,402*
Access Taxi	*16,385*	*-15.9%*	*222*	*2.8*	*2.8*	*$ 34.21*	*$ 4.50*	*$ 29.71*	*$73,753*	*$560,569*	*$486,817*	*13.2%*	*5,830*	*193,072*

* City of Coronado subsidized fares for summer service on Route 904.

^ SANDAG reimburses MTS for net operating costs for Routes 201-237 with TransNet funds (except Route 227).

^^ Routes 888, 891, 892, and 894 receive federal rural operating subsidy.

** New 910 Express route started service on Jan 26, 2025.

~ Copper Line started service on Sept 29, 2024

NC=National City, CV=Chula Vista
IB=Imperial Beach, LG=Lemon Grove, LM=La Mesa
EC=El Cajon, ST=Santee, PW=Poway
Cor=Coronado, Cty=County Uninc., Esc=Escondido
SD Dist.=City of San Diego Council District

SERVICE AVAILABILITY

Goal	Actual	
80% of residents or jobs within ½ mile of a bus stop or rail station in urban area	*% of **residents** within 1/2 mile of a bus stop or rail station in urban areas:* ***99.2%***	*% of **jobs** within 1/2 mile of a bus stop or rail station in urban areas:* ***95.9%***
100% of suburban residences within 5 miles of a bus stop or rail station.	% of suburban residents within 5 miles of a bus stop or rail station: ***100.0%***	
One return trip at least 2 days/week to destinations from rural villages (defined as Lakeside and Alpine).	*Available Service:* ***Route 848 serves Lakeside seven days a week and Route 838 serves Alpine seven days a week.***	

See attached map entitled 'Metropolitan Transit System Area of Jurisdiction.'

Percentage Sources: American Community Survey (2019) and 2020 U.S. Census Bureau

^ Minority Route report updated using ACS 2021 (10/26/2023)

~ Title VI Monitoring statistics are updated on an annual basis

~~ No trips averaged above the vehicle load factor target (1.5 for most bus routes, 3.0 for Trolley).

NOTE: Rural and Demand Response services have no specific Policy 42 goals for OTP, headway, or vehicle load.

** Service Availability updated from PR request for Urban & Suburban Transit Access (1/27/2023)*

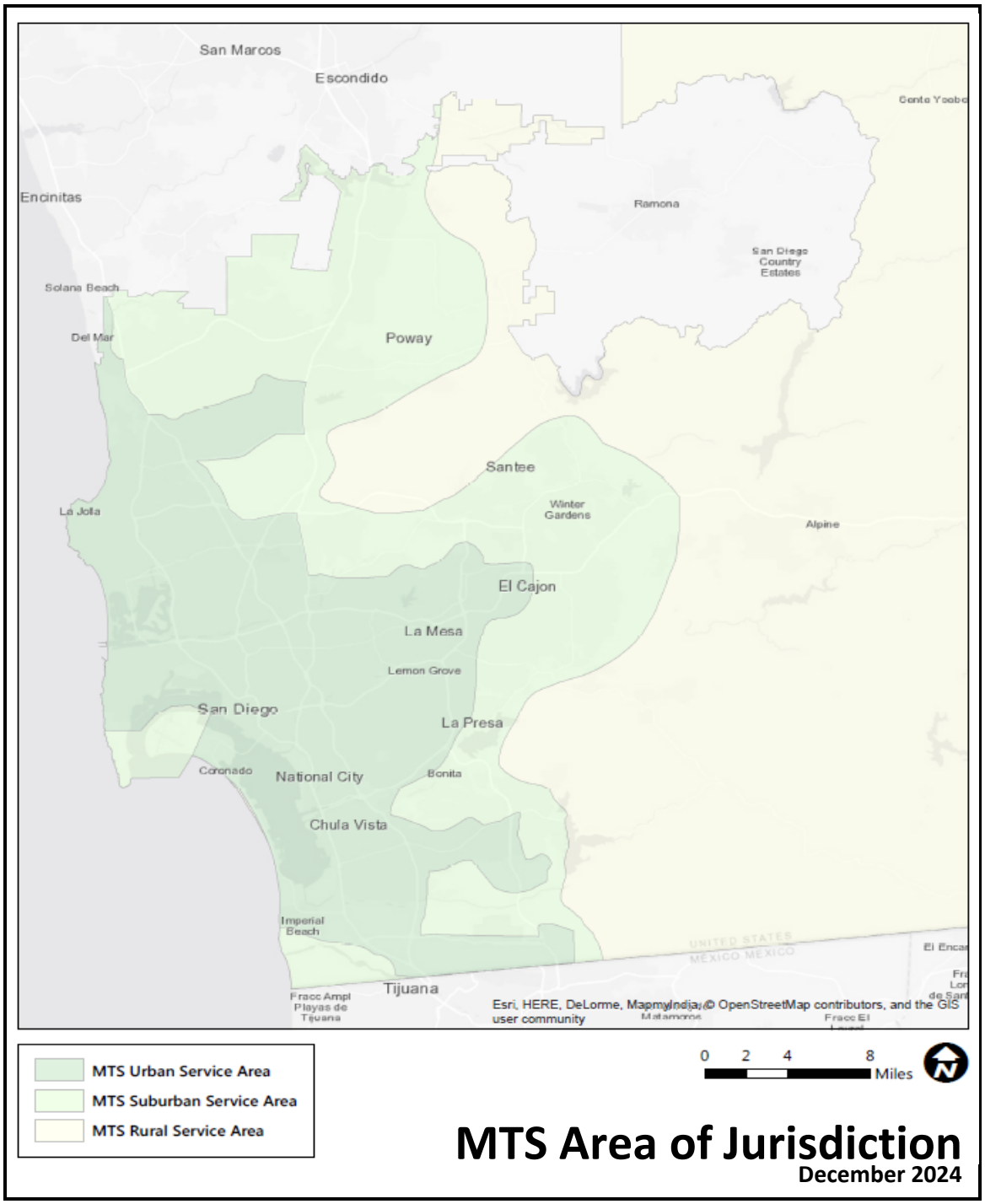
San Marcos
Escondido
Encinitas
Ramona
San Diego Country Estates
Solana Beach
Del Mar
Poway
Santee
La Jolla
Winter Gardens
Alpine
El Cajon
La Mesa
Lemon Grove
San Diego
La Presa
Coronado
National City
Bonita
Chula Vista
Imperial Beach
Tijuana
Fracc Ampl Playas de Tijuana
Esri, HERE, DeLorme, MapmyIndia, © OpenStreetMap contributors, and the GIS user community
MTS Urban Service Area
MTS Suburban Service Area
MTS Rural Service Area
0 2 4 8 Miles
MTS Area of Jurisdiction
December 2024

San Diego Metropolitan Transit System
POLICY 42 PERFORMANCE MONITORING REPORT
FY 2026: OCTOBER 2025 - DECEMBER 2025

OBJECTIVE | Develop a Customer-Focused and Competitive System

The following measures of productivity and service quality are used to ensure that services are focused on providing competitive and attractive transportation that meets our customers' needs.

Total Passengers

Route Categories	FY 2025 Q2	FY 2026 Q2	% Change FY25 - FY26
System Total	**20,714,969**	**19,980,164**	**-3.5%**
Fixed Route (Bus + Rail) Total	**20,628,149**	**19,885,622**	**-3.6%**
Light Rail (Blue, Orange, Green, & Copper)	**10,633,922**	**10,160,823**	**-4.4%**
Bus	**9,994,227**	**9,724,799**	**-2.7%**
Urban Frequent	*6,246,850*	*6,010,084*	*-3.8%*
Urban Standard	*1,506,541*	*1,497,425*	*-0.6%*
Rapid	*1,932,749*	*1,886,094*	*-2.4%*
Express	*122,987*	*144,465*	*17.5%*
Circulator	*143,413*	*144,297*	*0.6%*
Premium/Rapid Express	*24,824*	*26,355*	*6.2%*
Rural	*16,863*	*16,079*	*-4.6%*
Demand Response Total	**86,820**	**94,542**	**8.9%**
MTS Access	*70,016*	*74,335*	*6.2%*
Access Taxi	*16,804*	*20,207*	*20.3%*

NOTES: Sub-Contractors for Taxi (Care7, UZURV) ended in Q4 FY2024, reducing "Access Taxi" trips in FY2025. Access trips increased to offset the difference in service.
Express Route 910 started service Jan 2025.
Copper Line implemented Sept 2024.

Average Weekday Passengers

Route Categories	FY 2025 Q2	FY 2026 Q2	% Change FY25 - FY26
System Total	**323,671**	**312,190**	**-3.7%**
Fixed Route (Bus + Rail) Total	**322,315**	**310,713**	**-3.7%**
Light Rail (Blue, Orange, Green, & Copper)	**166,155**	**158,763**	**-4.7%**
Bus	**156,160**	**151,950**	**-2.8%**
Urban Frequent	*97,607*	*93,908*	*-3.9%*
Urban Standard	*23,540*	*23,397*	*-0.6%*
Rapid	*30,199*	*29,470*	*-2.5%*
Express	*1,922*	*2,257*	*14.9%*
Circulator	*2,241*	*2,255*	*0.6%*
Premium/Rapid Express	*388*	*412*	*5.8%*
Rural	*263*	*251*	*-4.9%*
Demand-Resp. Subtotal	**1,357**	***1,477***	**8.2%**
Demand-Resp. (MTS Access)	*1,094*	*1,161*	*5.8%*
Demand-Resp. (Access Taxi)	*263*	*316*	*16.8%*

Passengers Per Revenue Hour

The 'passengers per revenue hour' metric shows how any added or removed **revenue hours** (in-service hours plus layover hours) relate to ridership increases or decreases. Increasing riders per revenue hour would indicate that the system is more efficient, for example, carrying more passengers with the same number of buses.

Route Categories	FY 2025 Q2	FY 2026 Q2	% Change FY25 - FY26
System Total	**34.3**	**33.7**	**-1.8%**
Fixed Route (Bus + Rail) Total	**37.7**	**36.8**	**-2.4%**
Light Rail (Blue, Orange, Green, & Copper)	**175.7**	**163.3**	**-7.6%**
Bus	**20.8**	**20.3**	**-2.2%**
Urban Frequent	*22.1*	*21.3*	*-3.9%*
Urban Standard	*14.7*	*14.8*	*0.7%*
Rapid	*28.9*	*28.8*	*-0.4%*
Express	*12.3*	*12.6*	*2.3%*
Circulator	*9.8*	*10.2*	*4.2%*
Premium/Rapid Express	*12.9*	*14.1*	*8.5%*
Rural	*12.7*	*12.3*	*-3.3%*
Demand-Resp. Subtotal	**1.6**	***1.8***	**9.5%**
Demand-Resp. (MTS Access)	*1.4*	*1.7*	*13.9%*
Demand-Resp. (Access Taxi)	*2.7*	*2.6*	*-5.7%*

NOTES: Circulator showed decrease in revenue hours (SVCC ended in June 2024), but increase in ridership. Rural route ridership increased with Route 894 (Steele Canyon HS students).

Passengers per In-Service Hour

The 'passengers per in-service hour' measure is related to the above 'passengers per revenue hour,' but shows how many passengers are carried while the vehicle is in-service picking up passengers, excluding layover time. Analyzing this figure helps MTS to understand how effective it is at providing the right level of service (instead of how efficiently MTS is grouping trips and breaks together for a vehicle to operate [revenue hours]).

Route Categories	FY 2025 Q2	FY 2026 Q2	% Change FY25 - FY26
System	**42.7**	**42.0**	**-1.6%**
Fixed Route (Bus + Rail) Total	**48.0**	**47.1**	**-2.0%**
Light Rail (Blue, Orange, Green, & Copper)	**212.5**	**196.4**	**-8.2%**
Bus	**26.8**	**26.2**	**-2.2%**
Urban Frequent	*28.0*	*27.0*	*-3.8%*
Urban Standard	*19.9*	*20.1*	*1.0%*
Rapid	*36.2*	*36.8*	*1.7%*
Express	*14.8*	*15.4*	*3.5%*
Circulator	*13.8*	*13.8*	*0.4%*
Premium/Rapid Express	*15.0*	*16.9*	*11.3%*
Rural	*18.9*	*14.7*	*-28.7%*
Demand-Resp. Subtotal	**1.6**	***1.8***	**10.4%**
Demand-Resp. (MTS Access)	*1.4*	*1.7*	*13.9%*
Demand-Resp. (Access Taxi)	*2.7*	*2.6*	*-5.7%*

NOTES: The Weekday Passengers per In-Service Hour metric generally followed the same trends as Passengers per Revenue Hour.

On-Time Performance

On-time performance (OTP) is measured at each bus & Trolley timepoint for every trip; departing timepoints within 0-5 minutes of the scheduled time are considered to be "on-time." OTP is measured by service change period in order to show the results of scheduling changes. MTS's goal for on-time performance is 85% for Urban Frequent and Rapid bus routes, and 90% for Trolley and all other bus route categories. Each route is continually evaluated to determine if performance below the target is a result of issues that MTS controls, such as driver performance or scheduling, or situations outside MTS' direct control, such as construction, traffic congestion, and passenger issues. **Performance of fixed bus routes is heavily impacted by construction, stop signs and stop lights, and traffic when they travel through high density corridors.**

Route Categories	Quarter				*GOAL*
	Q3 FY25	Q4 FY25	Q1 FY26	Q2 FY26	
System	**88.6%**	**88.8%**	**87.0%**	**87.0%**	
Light Rail (Blue, Orange, Green, & Copper)	**95.5%**	**96.0%**	**95.1%**	**94.1%**	*90.0%*
Bus	**87.8%**	**88.0%**	**87.0%**	**87.0%**	
Urban Frequent	86.9%	87.1%	85.9%	86.1%	*85.0%*
Urban Standard	89.0%	89.4%	88.4%	87.6%	*90.0%*
Rapid	89.7%	89.6%	90.1%	89.8%	*85.0%*
Express	88.7%	87.0%	87.1%	86.9%	*90.0%*
Circulator	89.6%	90.5%	87.6%	88.3%	*90.0%*
Premium/Rapid Express	89.4%	89.1%	88.9%	88.3%	*90.0%*
Rural	N/A	N/A	N/A	N/A	
Demand-Resp. (Access & Taxi)	N/A	N/A	N/A	N/A	

NOTES: (Early Trips + On Time Trips)/Total Trips

San Diego Metropolitan Transit System
POLICY 42 PERFORMANCE MONITORING REPORT
FY 2026: OCTOBER 2025 - DECEMBER 2025

OBJECTIVE | Develop a Sustainable System

The following measures are used to ensure that transit resources are deployed efficiently and do not exceed budgetary constraints. These resources may be increased over the budgeted amounts in order to respond to heavy passenger loads, special events, or unplanned detours due to construction or route changes. They may be lower than budgeted if underperforming services are reduced, or if not all of the planned capacity is required to meet the ridership demand.

Scheduled In-Service Hours (Weekly Total)

Operator	Q2 FY25	Q2 FY26	# Diff	% Diff
System	**32,707**	**32,780**	**73**	**0.2%**
Directly-Operated Bus	12,267	12,224	(42)	-0.3%
Contracted Fixed-Route Bus	16,613	16,571	(42)	-0.3%
Light Rail	3,827	3,985	158	4.1%

Q2 = Sept Service Period. Light Rail hours increased due to SB125 funding for 15 min frequencies

Scheduled In-Service Miles (Weekly Total)

Operator	Q2 FY25	Q2 FY26	# Diff	% Diff
System	**489,546**	**491,901**	**2,356**	**0.5%**
Directly-Operated Bus	178,162	177,749	(413)	-0.2%
Contracted Fixed-Route Bus	229,523	228,841	(682)	-0.3%
Rail	81,861	85,311	3,450	4.2%

Q2 = Sept Service Period

Scheduled In-Service Speed (MPH) (Weekday)

Operator	Q2 FY25	Q2 FY26	% Change FY25 - FY26
Directly-Operated Bus	14.5	14.7	1.9%
Contracted Fixed-Route Bus	20.6	20.7	0.6%
Rail	21.4	21.4	0.0%

Contracted Fixed-Route Bus = Avg weekday speed across Southbay, East County and Copley Garages

Scheduled In-Service Miles/Total Miles (Weekday)

The 'in-service miles per total miles' ratio is only calculated for MTS in-house operations, as contractors are responsible for bus and driver assignments (runcutting) for MTS Contract Services.

Operator	Q2 FY25	Q2 FY26	% Change FY25 - FY26
Directly-Operated Bus	87.0%	86.9%	-0.1%
Contracted Fixed-Route Bus	84.6%	84.4%	-0.2%
Rail	96.6%	96.7%	0.1%

Scheduled In-Service Hours/Total Hours (Weekday)

As with the mileage statistic, 'in-service hours' per total hours are only calculated for MTS in-house operations.

Operator	Q2 FY25	Q2 FY26	% Change FY25 - FY26
Directly-Operated Bus	74.9%	74.7%	-0.3%
Contracted Fixed-Route Bus	72.4%	72.2%	-0.3%
Rail	80.0%	80.3%	0.4%

FY 2026 ROUTE STATISTICS (Q2)

BASE STATISTICS

Route	Cat	Jurisdiction (#=SD Dist.)	Q2 Passengers	FY25 - 26 % Change	Avg. Wkdy. Psgrs.	Psgrs./ Rev. Hr.	Psgrs./ InSvc. Hr.	Cost/ Psgr.	Average Fare	Subsidy/ Psgr.	Revenue	Expense	Total Subsidy	Farebox Recovery	Budgeted Rev.Svc. Hours	Budgeted Rev.Svc. Miles
1	Frq	3,7,9,**LM**	236,261	(6.0%)	3,692	20.7	25.6	$ 4.24	$ 1.20	$ 3.04	$266,754	$1,001,443	$734,690	28.2%	11,406	111,291
2	Frq	3	146,668	(2.8%)	2,292	18.6	24.1	$ 8.91	$ 1.18	$ 7.72	$173,477	$1,306,235	$1,132,758	13.3%	7,882	61,434
3	Frq	3,4,8,9	263,109	(2.4%)	4,111	19.4	23.2	$ 3.66	$ 1.20	$ 2.46	$256,373	$962,471	$706,099	32.7%	13,545	106,960
4	Std	3,4,8,9	121,207	(5.7%)	1,894	19.3	23.8	$ 8.58	$ 1.18	$ 7.39	$143,362	$1,039,419	$896,057	13.8%	6,272	66,023
5	Frq	3,4,8,9	116,914	(0.6%)	1,827	20.6	30.0	$ 3.39	$ 1.20	$ 2.20	$105,629	$396,551	$290,922	35.2%	5,681	44,069
6	Frq	3,7	53,200	(12.8%)	831	15.9	19.5	$ 10.40	$ 1.18	$ 9.22	$62,924	$553,186	$490,262	11.4%	3,338	28,509
7	Frq	3,4,9	472,915	(5.1%)	7,389	28.8	35.4	$ 5.76	$ 1.18	$ 4.58	$559,357	$2,725,327	$2,165,970	20.5%	16,445	127,126
8	Frq	2,3	139,685	(2.5%)	2,183	16.5	22.5	$ 10.03	$ 1.18	$ 8.84	$165,217	$1,400,366	$1,235,148	11.8%	8,450	87,925
9	Frq	2,3	61,890	(4.7%)	967	14.7	21.1	$ 11.25	$ 1.18	$ 10.07	$73,203	$696,537	$623,334	10.5%	4,203	39,660
10	Frq	2,3,4,9	250,752	(4.4%)	3,918	24.7	31.4	$ 6.70	$ 1.18	$ 5.52	$296,586	$1,680,439	$1,383,853	17.6%	10,140	87,952
11	Frq	3,9	122,372	(11.6%)	1,912	15.3	18.9	$ 10.85	$ 1.18	$ 9.67	$144,740	$1,327,779	$1,183,039	10.9%	8,012	78,091
12	Frq	3,4,8,9	229,139	(5.5%)	3,580	20.8	27.0	$ 7.95	$ 1.18	$ 6.77	$271,022	$1,822,298	$1,551,276	14.9%	10,996	105,629
13	Frq	4,7,9,**NC**	460,482	(7.3%)	7,195	30.7	36.9	$ 5.40	$ 1.18	$ 4.21	$544,652	$2,485,193	$1,940,542	21.9%	14,996	148,959
14	Circ	7,9,**LM**	12,338	(7.3%)	193	7.6	9.6	$ 9.06	$ 1.23	$ 7.83	$15,147	$111,759	$96,612	13.5%	1,630	16,436
18	Circ	3,7	3,880	(8.8%)	61	5.9	7.8	$ 17.54	$ 1.23	$ 16.32	$9,226	$68,072	$58,846	7.0%	663	10,011
20	Exp	3,5,6,7	103,715	(1.0%)	1,621	11.9	14.5	$ 13.93	$ 1.18	$ 12.74	$122,673	$1,444,282	$1,321,610	8.5%	8,715	164,005
25	Circ	6,7	14,565	(0.2%)	228	9.2	12.3	$ 9.23	$ 1.23	$ 8.01	$18,226	$134,477	$116,251	13.3%	1,580	19,777
27	Std	2,6	70,680	(0.6%)	1,104	13.6	19.2	$ 5.82	$ 1.20	$ 4.62	$109,538	$411,228	$301,690	20.5%	5,207	45,700
28	Std	2,3	67,035	4.3%	1,047	21.8	35.2	$ 2.82	$ 1.20	$ 1.62	$50,309	$188,868	$138,559	42.4%	3,069	20,989
30	Frq	1,2,3	306,749	5.6%	4,793	21.3	25.0	$ 7.79	$ 1.18	$ 6.60	$362,818	$2,388,079	$2,025,261	15.2%	14,410	181,082
31	Std	1,6	18,972	(7.3%)	296	16.3	20.5	$ 10.19	$ 1.18	$ 9.01	$22,440	$193,400	$170,960	11.6%	1,167	14,890
35	Frq	2,3	94,468	8.6%	1,476	16.7	25.0	$ 3.35	$ 1.20	$ 2.15	$84,285	$316,421	$232,136	35.7%	5,646	35,164
41	Frq	1,6,7	212,239	(12.7%)	3,316	23.0	29.3	$ 7.21	$ 1.18	$ 6.03	$251,033	$1,529,796	$1,278,763	16.4%	9,231	117,546
43	Frq	2,6	112,075	(10.8%)	1,751	18.1	26.4	$ 9.14	$ 1.18	$ 7.96	$132,561	$1,024,836	$892,275	12.9%	6,184	62,441
44	Frq	2,3,6,7	208,955	(6.8%)	3,265	23.8	31.7	$ 6.96	$ 1.18	$ 5.78	$247,149	$1,455,220	$1,208,071	17.0%	8,781	91,062
60	Exp	1,3,4,6,9	13,621	3.3%	213	15.6	18.6	$ 10.60	$ 1.18	$ 9.41	$16,111	$144,345	$128,235	11.2%	871	14,920
83	Circ	3	4,754	(4.5%)	74	5.9	7.9	$ 9.35	$ 1.23	$ 8.12	$6,022	$44,429	$38,407	13.1%	810	6,534
84	Circ	2	3,445	(8.1%)	54	4.6	6.2	$ 17.68	$ 1.23	$ 16.46	$8,256	$60,918	$52,662	6.9%	753	8,959
88	Circ	3,7	26,117	21.5%	408	19.2	30.2	$ 4.41	$ 1.20	$ 3.21	$30,659	$115,099	$84,440	27.1%	1,360	12,791
105	Std	1,2,3,6	50,061	(6.8%)	782	13.0	17.2	$ 12.73	$ 1.18	$ 11.54	$69,215	$399,500	$330,285	14.1%	3,844	45,903
110	Exp	3,6	5,053	1.0%	79	9.8	12.3	$ 16.89	$ 1.18	$ 15.71	$5,977	$85,348	$79,371	7.0%	515	10,120
115	Std	7,9,**LM,EC**	54,201	1.0%	847	13.1	18.1	$ 9.05	$ 1.28	$ 7.77	$106,928	$490,531	$383,603	14.1%	4,150	48,786
120	Frq	3,6,7	124,721	(7.4%)	1,949	14.8	19.1	$ 11.18	$ 1.18	$ 9.99	$147,518	$1,393,902	$1,246,384	10.6%	8,411	87,262
201^	Rpd	1	386,382	(7.2%)	6,037	68.3	90.0	$ 2.43	$ 0.62	$ 1.80	$240,277	$937,499	$697,222	25.6%	5,657	50,097
202^	Rpd	1	325,908	(8.4%)	5,092	64.1	81.3	$ 2.58	$ 0.62	$ 1.96	$202,670	$842,042	$639,372	24.1%	5,081	47,350
204^	Rpd	1	18,586	(12.4%)	290	18.5	36.7	$ 8.95	$ 0.62	$ 8.33	$11,558	$166,387	$154,829	6.9%	1,004	7,181
215^	Rpd	3,9	388,560	2.3%	6,071	24.7	31.1	$ 6.71	$ 1.13	$ 5.58	$437,693	$2,606,337	$2,168,644	16.8%	15,727	146,707
225^	Rpd	3,8,**CV**	166,344	5.3%	2,599	17.3	21.5	$ 9.79	$ 1.40	$ 8.40	$232,545	$1,629,120	$1,396,575	14.3%	9,642	181,258
227~	Rpd	8,**IB**	227,362	(2.0%)	3,553	26.0	36.7	$ 6.12	$ 1.14	$ 4.98	$259,508	$1,391,574	$1,132,066	18.6%	8,746	158,063
235^	Rpd	3,5,6,9,**Esc**	325,771	0.8%	5,090	19.6	23.8	$ 8.46	$ 1.14	$ 7.33	$370,025	$2,757,643	$2,387,618	13.4%	16,640	392,506
237^	Rpd	1,6	47,181	1.5%	737	16.0	20.7	$ 10.38	$ 1.43	$ 8.95	$67,636	$489,879	$422,243	13.8%	2,956	36,632
280	RpEx	3,5,**Esc**	13,827	20.6%	216	14.2	15.9	$ 21.01	$ 3.49	$ 17.52	$48,227	$265,440	$217,213	16.6%	977	29,873
290	RpEx	3,5	12,528	(6.2%)	196	14.1	18.3	$ 17.24	$ 3.49	$ 13.75	$43,696	$240,988	$197,292	20.2%	887	22,212
701	Frq	**CV**	80,478	(5.4%)	1,257	15.9	19.8	$ 5.85	$ 1.20	$ 4.65	$125,389	$470,734	$345,345	20.4%	5,066	52,313
704	Std	**CV**	88,695	(3.2%)	1,386	16.8	21.4	$ 5.75	$ 1.20	$ 4.55	$135,784	$509,761	$373,976	20.8%	5,291	56,650
705	Std	**CV,NC,Cty**	44,192	(3.6%)	691	15.8	24.0	$ 5.16	$ 1.20	$ 3.96	$60,692	$227,849	$167,157	23.2%	2,792	25,321
707	Std	**CV**	24,457	(2.2%)	382	14.1	21.5	$ 6.31	$ 1.20	$ 5.12	$41,128	$154,404	$113,275	18.9%	1,736	17,159
709	Frq	**CV**	181,901	(1.3%)	2,842	23.1	29.6	$ 4.31	$ 1.20	$ 3.11	$208,785	$783,817	$575,032	27.7%	7,880	87,106
712	Frq	**CV**	139,507	0.3%	2,180	25.5	33.4	$ 3.66	$ 1.20	$ 2.47	$136,101	$510,948	$374,848	32.6%	5,476	56,782
815	Frq	**EC**	81,002	(3.7%)	1,266	19.0	27.3	$ 3.75	$ 1.28	$ 2.47	$66,249	$303,915	$237,666	34.0%	4,271	30,226
816	Std	**EC,Cty**	26,521	2.7%	414	11.9	17.1	$ 9.07	$ 1.28	$ 7.79	$52,412	$240,439	$188,027	14.1%	2,223	23,913
832	Std	**ST**	8,850	(5.3%)	138	12.6	21.1	$ 8.01	$ 1.28	$ 6.73	$15,454	$70,896	$55,442	15.9%	704	7,051
833	Std	**EC,ST**	17,568	(11.4%)	275	9.4	12.0	$ 7.13	$ 1.23	$ 5.90	$16,974	$125,236	$108,263	17.2%	1,867	18,418
834	Std	**ST**	6,759	6.1%	106	9.9	17.3	$ 9.29	$ 1.28	$ 8.02	$13,694	$62,822	$49,128	13.7%	682	6,248
838	Std	**Cty**	25,893	(0.6%)	405	9.9	14.7	$ 10.29	$ 1.23	$ 9.06	$36,097	$266,336	$230,239	11.9%	2,605	39,169
848	Std	**EC,Cty**	65,808	(0.8%)	1,028	16.6	22.0	$ 5.91	$ 1.28	$ 4.63	$84,726	$388,677	$303,951	21.6%	3,970	38,656
851	Circ	**LM,Cty**	15,504	(8.8%)	242	17.6	23.4	$ 6.66	$ 1.28	$ 5.38	$22,496	$103,202	$80,706	19.2%	882	10,264
852	Std	4,9,**LM**	62,339	2.5%	974	13.4	17.6	$ 6.81	$ 1.28	$ 5.53	$92,476	$424,230	$331,754	18.8%	4,660	42,192
854	Std	7,**LM**	17,176	(0.1%)	268	11.2	17.9	$ 9.97	$ 1.28	$ 8.69	$37,322	$171,212	$133,891	12.8%	1,537	17,028
855	Std	**LM,Cty**	50,420	(6.5%)	788	22.0	33.3	$ 4.32	$ 1.28	$ 3.04	$47,443	$217,645	$170,202	29.6%	2,295	21,646
856	Std	4,9,**LG,Cty**	120,212	2.3%	1,878	21.2	26.3	$ 5.18	$ 1.28	$ 3.90	$135,682	$622,440	$486,757	24.7%	5,667	61,905
864	Std	**EC,Cty**	70,381	(1.6%)	1,100	19.4	28.7	$ 4.76	$ 1.28	$ 3.49	$73,103	$335,356	$262,254	26.8%	3,620	33,353
872	Std	**EC**	10,180	6.3%	159	11.9	19.0	$ 5.69	$ 1.28	$ 4.41	$12,618	$57,885	$45,267	22.5%	855	5,757
874	Std	**EC**	32,308	(2.3%)	505	15.0	19.2	$ 6.41	$ 1.28	$ 5.14	$45,164	$207,188	$162,024	19.9%	2,149	20,606
875	Std	**EC**	29,821	(1.8%)	466	13.7	17.1	$ 7.07	$ 1.28	$ 5.80	$45,975	$210,909	$164,934	18.1%	2,177	20,976

TITLE VI MONITORING (FY 2026 Q2 Statistics) ~

Route	Minority Route	On-Time Perf. Goal	On-Time Perf. Actual	Weekday Headway Goal	Weekday Headway Peak	Weekday Headway Base	Vehicle Load Factor ~~ Goal	% trips over VLF	> 20%?
1	✓	85%	80%	15 min.	15	15	1.50	0%	No
2		85%	93%	15 min.	12	15	1.50	0%	No
3	✓	85%	85%	15 min.	12	12	1.50	0%	No
4	✓	85%	90%	30 min.	30	30	1.50	0%	No
5	✓	85%	92%	15 min.	12	12	1.50	0%	No
6		85%	85%	15 min.	15	15	1.50	0%	No
7	✓	85%	83%	15 min.	10	10	1.50	0%	No
8		85%	87%	15 min.	20	20	1.50	0%	No
9		85%	95%	15 min.	20	20	1.50	0%	No
10	✓	85%	87%	15 min.	12	15	1.50	0%	No
11		85%	79%	15 min.	15	15	1.50	0%	No
12	✓	85%	90%	15 min.	7.5/15	15	1.50	0%	No
13	✓	85%	88%	15 min.	12	12	1.50	0%	No
14		90%	77%	60 min.	60	60	1.00	0%	No
18		90%	94%	60 min.	30	30	1.00	0%	No
20	✓	90%	88%	30 min.	15/30	30	1.50	0%	No
25		90%	88%	60 min.	60	60	1.00	0%	No
27		85%	87%	30 min.	30	30	1.50	0%	No
28		85%	92%	30 min.	15/30	30	1.50	0%	No
30		85%	82%	15 min.	15	15	1.50	0%	No
31		85%	90%	30 min.	30	-	1.50	0%	No
35		85%	93%	15 min.	15	15	1.50	0%	No
41		85%	83%	15 min.	7.5/15	15	1.50	0%	No
43	✓	85%	90%	15 min.	15	15	1.50	0%	No
44	✓	85%	92%	15 min.	7.5/15	15	1.50	0%	No
60	✓	90%	85%	30 min.	20/30	-	1.50	0%	No
83		90%	90%	60 min.	60	60	1.00	0%	No
84		90%	94%	60 min.	60	60	1.00	0%	No
88		90%	88%	60 min.	30	30	1.00	0%	No
105		85%	91%	30 min.	30	30	1.50	0%	No
110	✓	90%	98%	30 min.	20/30	-	1.50	0%	No
115		85%	86%	30 min.	30	30	1.50	0%	No
120	✓	85%	87%	15 min.	15/30	15/30	1.50	0%	No
201^	✓	0%	96%	15 min.	5	10	1.50	0%	No
202^	✓	0%	94%	15 min.	5	10	1.50	0%	No
204^		85%	98%	15 min.	30	30	1.50	0%	No
215^	✓	85%	89%	15 min.	10	15	1.50	0%	No
225^	✓	85%	90%	15 min.	15	30	1.50	0%	No
227~	✓	85%	87%	15 min.	15	30	1.50	0%	No
235^		85%	88%	15 min.	15	15	1.50	0%	No
237^	✓	85%	91%	15 min.	15	-	1.50	0%	No
280		90%	84%	30 min.	15	-	1.00	0%	No
290		90%	93%	30 min.	10	-	1.00	0%	No
701	✓	85%	81%	15 min.	15	15	1.50	0%	No
704	✓	85%	80%	30 min.	30	30	1.50	0%	No
705	✓	85%	90%	30 min.	30/60	30/60	1.50	0%	No
707	✓	85%	89%	30 min.	30	30	1.50	0%	No
709	✓	85%	85%	15 min.	7.5/15	15	1.50	0%	No
712	✓	85%	90%	15 min.	15	15	1.50	0%	No
815		85%	92%	15 min.	15	15	1.50	0%	No
816		85%	88%	30 min.	30	30	1.50	0%	No
832		85%	80%	30 min.	60	60	1.50	0%	No
833		85%	86%	30 min.	35-45	35-45	1.50	0%	No
834		85%	79%	30 min.	60	60	1.50	0%	No
838		85%	85%	30 min.	60	60	1.50	0%	No
848		85%	88%	30 min.	30	30	1.50	0%	No
851	✓	90%	92%	60 min.	60	60	1.00	0%	No
852	✓	85%	85%	30 min.	30	30	1.50	0%	No
854		85%	96%	30 min.	30/60	30/60	1.50	0%	No
855	✓	85%	91%	30 min.	30	30	1.50	0%	No
856	✓	85%	84%	30 min.	30	30	1.50	0%	No
864		85%	90%	30 min.	30	30	1.50	0%	No
872		85%	95%	30 min.	30	30	1.50	0%	No
874		0%	92%	30 min.	30	30	1.50	0%	No
875		0%	88%	30 min.	30	30	1.50	0%	No

San Diego Metropolitan Transit System
POLICY 42 PERFORMANCE MONITORING REPORT
FY 2026: QUARTER 2 - OCTOBER 2025 - DECEMBER 2025

FY 2026 ROUTE STATISTICS (Q2)

BASE STATISTICS

Route	Cat	Jurisdiction (#=SD Dist.)	Q2 Passengers	FY25 - 26 % Change	Avg. Wkdy. Psgrs.	Psgrs./ Rev. Hr.	Psgrs./ InSvc. Hr.	Cost/ Psgr.	Average Fare	Subsidy/ Psgr.	Revenue	Expense	Total Subsidy	Farebox Recovery	Budgeted Rev.Svc. Hours	Budgeted Rev.Svc. Miles
888	Rural	**EC,Cty**	215	1.4%	3	1.5	1.6	$ 325.17	$ 3.06	$ 322.11	$6,148	$69,912	$63,765	0.9%	147	4,260
891	Rural	**EC,Cty**	65	(27.0%)	1	0.8	0.9	$ 577.17	$ 3.06	$ 574.11	$3,299	$37,516	$34,217	0.5%	79	2,286
892	Rural	**EC,Cty**	27	(72.2%)	0	0.3	0.4	$ 1,460.61	$ 3.06	$ 1,457.55	$3,468	$39,436	$35,969	0.2%	81	2,403
894	Rural	**EC,Cty**	15,772	(4.2%)	246	15.8	19.4	$ 26.18	$ 3.06	$ 23.12	$36,311	$412,926	$376,615	11.7%	998	25,161
901	Frq	3,8,**IB,Cor**	141,940	0.4%	2,218	14.5	17.7	$ 8.02	$ 1.20	$ 6.82	$303,146	$1,138,067	$834,921	14.9%	9,791	126,474
904*	Circ	**Cor**	4,306	30.9%	67	5.2	8.2	$ 6.51	$ 1.23	$ 5.28	$3,800	$28,035	$24,235	18.8%	827	4,123
905	Std	8	57,769	16.3%	903	15.2	21.5	$ 8.25	$ 1.20	$ 7.06	$126,988	$476,736	$349,749	14.5%	3,802	52,980
906	Frq	8	145,245	1.3%	2,269	26.5	35.4	$ 2.41	$ 1.20	$ 1.21	$93,129	$349,625	$256,495	49.7%	5,472	38,854
907	Frq	8	154,677	(3.9%)	2,417	27.3	36.9	$ 2.19	$ 1.20	$ 0.99	$90,152	$338,449	$248,296	54.6%	5,670	37,612
909	Circ	8	10,593	(2.9%)	166	11.2	15.2	$ 9.94	$ 1.20	$ 8.74	$28,041	$105,273	$77,231	12.0%	947	11,699
910**	Exp	3,8,**CV,NC**	22,076	N/A	345	16.5	20.2	$ 10.26	$ 1.20	$ 9.06	$60,304	$226,391	$166,088	11.7%	1,341	25,159
916	Std	4,**LG**	15,411	(0.4%)	241	10.9	13.4	$ 9.71	$ 1.20	$ 8.52	$39,863	$149,653	$109,790	12.3%	1,413	16,631
917	Std	4,**LG**	16,635	(1.3%)	260	11.2	13.8	$ 9.01	$ 1.20	$ 7.82	$39,932	$149,914	$109,981	13.3%	1,482	16,660
921	Std	1,6	59,467	4.6%	929	14.9	21.7	$ 6.59	$ 1.28	$ 5.31	$85,366	$391,613	$306,247	19.4%	3,995	38,948
923	Std	2,3	34,631	(0.0%)	541	10.2	12.5	$ 8.07	$ 1.20	$ 6.87	$74,424	$279,401	$204,977	14.8%	3,402	31,050
928	Std	6,7	38,746	(5.0%)	605	9.6	13.6	$ 9.76	$ 1.20	$ 8.57	$100,751	$378,240	$277,488	12.2%	4,050	42,034
929	Frq	3,8,**CV,NC**	356,666	(3.5%)	5,573	19.4	23.3	$ 4.19	$ 1.20	$ 2.99	$397,624	$1,492,757	$1,095,133	28.6%	18,427	165,891
932	Frq	8,**CV,NC**	198,446	(4.8%)	3,101	19.7	24.1	$ 4.48	$ 1.20	$ 3.29	$236,972	$889,638	$652,666	26.7%	10,077	98,866
933	Frq	8,**IB**	155,103	(0.2%)	2,423	23.1	27.5	$ 4.39	$ 1.20	$ 3.20	$181,493	$681,361	$499,867	27.2%	6,711	75,720
934	Frq	8,**IB**	149,005	(2.6%)	2,328	22.2	26.6	$ 4.44	$ 1.20	$ 3.24	$176,028	$660,844	$484,816	27.0%	6,708	73,440
936	Std	4,9,**LG,Cty**	93,142	0.1%	1,455	18.3	25.1	$ 4.42	$ 1.28	$ 3.14	$89,719	$411,581	$321,863	28.9%	5,096	40,934
944	Std	5,**PW**	13,078	6.0%	204	6.7	11.1	$ 10.91	$ 1.23	$ 9.68	$19,340	$142,698	$123,358	11.2%	1,947	20,986
945	Std	5,**PW**	26,434	(3.8%)	413	8.7	10.9	$ 10.84	$ 1.23	$ 9.61	$38,844	$286,600	$247,756	11.3%	3,023	42,149
946	Std	**PW**	3,607	9.6%	56	10.7	12.5	$ 9.38	$ 1.23	$ 8.15	$4,586	$33,835	$29,249	13.1%	337	4,976
955	Frq	4,8,9,**NC**	260,750	(3.5%)	4,074	24.3	30.6	$ 3.36	$ 1.20	$ 2.17	$233,482	$876,536	$643,054	35.6%	10,711	97,410
961	Frq	4,**NC**	129,074	(1.0%)	2,017	21.7	29.1	$ 4.24	$ 1.20	$ 3.05	$145,885	$547,680	$401,795	28.2%	5,958	60,864
962	Frq	4,**NC,Cty**	121,417	1.8%	1,897	18.7	26.1	$ 4.88	$ 1.20	$ 3.69	$157,939	$592,933	$434,994	24.5%	6,484	65,893
963	Std	4,**NC**	29,147	(3.7%)	455	12.2	16.7	$ 6.03	$ 1.20	$ 4.84	$46,821	$175,775	$128,954	19.8%	2,381	19,534
964	Circ	5,6	27,965	(4.8%)	437	10.8	14.4	$ 5.98	$ 1.23	$ 4.75	$22,670	$167,265	$144,595	20.5%	2,593	24,599
965	Circ	9	11,818	(1.0%)	185	10.0	12.9	$ 6.92	$ 1.23	$ 5.70	$11,088	$81,814	$70,725	17.7%	1,182	12,032
967	Std	4,**NC**	10,808	5.3%	169	11.9	16.7	$ 6.71	$ 1.20	$ 5.52	$19,326	$72,554	$53,228	17.8%	907	8,063
968	Std	**NC**	14,814	9.2%	231	14.1	18.7	$ 6.35	$ 1.20	$ 5.16	$25,072	$94,124	$69,052	18.8%	1,049	10,460
985	Circ	1	9,012	5.5%	141	10.4	12.7	$ 7.34	$ 1.23	$ 6.11	$8,967	$66,161	$57,194	16.7%	867	9,730
992	Frq	2,3	102,279	2.4%	1,598	17.1	21.6	$ 4.19	$ 1.20	$ 3.00	$114,184	$428,667	$314,483	28.5%	5,988	47,638
Access	D.R.	ALL	74,335	6.2%	1,161	1.7	1.7	$ 64.22	$ 4.65	$ 59.56	$345,839	$4,773,429	$4,427,590	7.2%	45,045	668,600
Taxi	D.R.	ALL	20,207	20.3%	316	2.6	2.6	$ 41.29	$ 4.65	$ 36.64	$94,012	$834,373	$740,361	11.3%	7,874	225,879
Blue	LRT	3,8,**NC,CV**	6,287,417	(3.8%)	98,241	207.2	244.6	$ 3.27	$ 0.79	$ 2.48	$4,952,289	$20,572,966	$15,620,677	25.4%	30,346	557,000
Orange	LRT	3,4,8,9,**LG,LM,EC**	1,540,544	(12.6%)	24,071	121.2	144.1	$ 5.59	$ 0.79	$ 4.80	$1,213,411	$8,614,902	$7,401,492	14.9%	12,707	209,379
Green	LRT	2,3,7,9,**LM,EC**	2,173,142	(1.6%)	33,955	137.9	170.1	$ 4.92	$ 0.79	$ 4.13	$1,711,677	$10,684,286	$8,972,609	16.9%	15,760	284,494
Copper	LRT	EC,ST	159,720	28.1%	2,496	47.1	62.2	$ 5.25	$ 0.79	$ 4.47	$125,804	$839,092	$713,288	5.8%	3,393	49,628
		TOTAL	**19,980,164**	**(3.5%)**	**312,190**	**33.7**	**42.0**	**$ 5.29**	**$ 0.99**	**$ 4.31**	**$19,767,180**	**$105,783,627**	**$86,016,447**	**18.7%**	**593,153**	**7,223,123**

Route Category	Q2 Passengers	FY25 - 26 % Change	Avg. Wkday. Psgrs.	Psgrs./ Rev. Hr.	Psgrs./ InSvc. Hr.	Cost/ Psgr.	Average Fare	Subsidy/ Psgr.	Revenue	Expense	Total Subsidy	Farebox Recovery	Revenue Hours	Revenue Miles
System Total	**19,980,164**	**-3.5%**	**312,190**	**33.7**	**42.0**	**$ 5.29**	**$ 0.99**	**$ 4.31**	**$19,767,180**	**$105,783,627**	**$86,016,447**	**18.7%**	**593,153**	**7,223,123**
Fixed Route (Bus + Rail) Total	**19,885,622**	**-3.6%**	**310,713**	**36.8**	**47.1**	**$ 5.04**	**$ 0.97**	**$ 4.07**	**$19,327,329**	**$100,175,825**	**$80,848,496**	**19.3%**	**540,234**	**6,328,644**
Light Rail (Blue, Orange, Green, & Copper	**10,160,823**	**-4.4%**	**158,763**	**163.3**	**196.4**	**$ 4.01**	**$ 0.79**	**$ 3.22**	**$8,003,180**	**$40,711,247**	**$32,708,067**	**19.7%**	**62,206**	**1,100,501**
Bus	**9,724,799**	**-2.7%**	**151,950**	**20.3**	**26.2**	**$ 6.11**	**$ 1.16**	**$ 4.95**	**$11,324,149**	**$59,464,578**	**$48,140,429**	**19.0%**	**478,028**	**5,228,143**
Urban Frequent	*6,010,084*	*-3.8%*	*93,908*	*21.3*	*27.0*	*$ 5.75*	*$ 1.13*	*$ 4.61*	*$6,811,857*	*$34,532,051*	*$27,720,194*	*19.7%*	*282,447*	*2,717,251*
Urban Standard	*1,497,425*	*-0.6%*	*23,397*	*14.8*	*20.1*	*$ 6.72*	*$ 1.44*	*$ 5.28*	*$2,159,568*	*$10,058,956*	*$7,899,388*	*21.5%*	*101,423*	*1,043,744*
Rapid ^	*1,886,094*	*-2.4%*	*29,470*	*28.8*	*36.8*	*$ 5.74*	*$ 0.97*	*$ 4.77*	*$1,821,912*	*$10,820,482*	*$8,998,570*	*16.8%*	*65,453*	*1,019,794*
Express	*144,465*	*17.5%*	*2,257*	*12.6*	*15.4*	*$ 13.15*	*$ 1.42*	*$ 11.74*	*$205,064*	*$1,900,367*	*$1,695,303*	*10.8%*	*11,442*	*214,204*
Circulator	*144,297*	*0.6%*	*2,255*	*10.2*	*13.8*	*$ 7.53*	*$ 1.28*	*$ 6.25*	*$184,599*	*$1,086,504*	*$901,905*	*17.0%*	*14,094*	*146,955*
Premium/Rapid Express	*26,355*	*6.2%*	*412*	*14.1*	*16.9*	*$ 19.22*	*$ 3.49*	*$ 15.73*	*$91,923*	*$506,427*	*$414,504*	*18.2%*	*1,864*	*52,085*
*Rural ^^*	*16,079*	*-4.6%*	*251*	*12.3*	*14.7*	*$ 34.82*	*$ 3.06*	*$ 31.75*	*$49,226*	*$559,791*	*$510,565*	*8.8%*	*1,305*	*34,110*
Demand-Resp Subtotal	**94,542**	**8.9%**	**1,477**	**1.8**	**1.8**	**$ 59.32**	**$ 4.65**	**$ 54.66**	**$439,851**	**$5,607,802**	**$5,167,951**	**7.8%**	**52,919**	**894,479**
MTS Access	*74,335*	*6.2%*	*1,161*	*1.7*	*1.7*	*$ 64.22*	*$ 4.65*	*$ 59.56*	*$345,839*	*$4,773,429*	*$4,427,590*	*7.2%*	*45,045*	*668,600*
Access Taxi	*20,207*	*20.3%*	*316*	*2.6*	*2.6*	*$ 41.29*	*$ 4.65*	*$ 36.64*	*$94,012*	*$834,373*	*$740,361*	*11.3%*	*7,874*	*225,879*

* City of Coronado subsidized fares for summer service on Route 904.
^ SANDAG reimburses MTS for net operating costs for Routes 201-237 with TransNet funds (except Route 227).
^^ Routes 888, 891, 892, and 894 receive federal rural operating subsidy.
** New 910 Express route started service on Jan 26, 2025.
~ Copper Line started service on Sept 29, 2024
~ System summary totals include Transit Center costs not associated with specific routes.

NC=National City, CV=Chula Vista
IB=Imperial Beach, LG=Lemon Grove, LM=La Mesa
EC=El Cajon, ST=Santee, PW=Poway
Cor=Coronado, Cty=County Unincorporated, Esc=Escondido
SD Dist.=City of San Diego Council District

TITLE VI MONITORING (FY 2026 Q2 Statistics) ~

Route	Minority Route	On-Time Perf. Goal	On-Time Perf. Actual	Weekday Headway Goal	Weekday Headway Peak	Weekday Headway Base	Vehicle Load Factor ~~ Goal	Vehicle Load Factor ~~ % trips over VLF	Vehicle Load Factor ~~ > 20%?
888									
891									
892									
894									
901	✓	*85%*	83%	*15 min.*	15	30	*1.50*	0%	No
904*		*90%*	92%	*60 min.*	60	60	*1.50*	0%	No
905	✓	*85%*	91%	*30 min.*	15/30	30	*1.50*	0%	No
906	✓	*0%*	85%	*15 min.*	15	15	*1.50*	0%	No
907	✓	*0%*	84%	*15 min.*	15	15	*1.50*	0%	No
909	✓	*90%*	93%	*60 min.*	60+	60+	*1.5*	0%	No
910		*90%*	78%	*60 min.*	60+	60+	*1.5*	0%	No
916	✓	*0%*	81%	*30 min.*	30/60	30/60	*1.50*	0%	No
917	✓	*0%*	73%	*30 min.*	30/60	30/60	*1.50*	0%	No
921	✓	*85%*	86%	*30 min.*	30	30	*1.50*	0%	No
923		*85%*	90%	*30 min.*	30	30	*1.50*	0%	No
928		*85%*	90%	*30 min.*	30	30	*1.50*	0%	No
929	✓	*85%*	84%	*15 min.*	12	15	*1.00*	0%	No
932	✓	*85%*	85%	*15 min.*	15	15	*1.50*	0%	No
933	✓	*0%*	81%	*15 min.*	12	15	*1.50*	0%	No
934	✓	*0%*	83%	*15 min.*	12	15	*1.50*	0%	No
936	✓	*85%*	88%	*30 min.*	30	30	*1.50*	0%	No
944		*85%*	90%	*30 min.*	30	30	*1.00*	0%	No
945		*85%*	82%	*30 min.*	30	30	*1.50*	0%	No
946		*85%*	79%	*30 min.*	30	30	*1.50*	0%	No
955	✓	*85%*	88%	*15 min.*	12	12	*1.50*	0%	No
961	✓	*85%*	88%	*15 min.*	15/30	15/30	*1.50*	0%	No
962	✓	*85%*	89%	*15 min.*	15	15	*1.50*	0%	No
963	✓	*85%*	94%	*30 min.*	30	30	*1.50*	0%	No
964	✓	*90%*	87%	*60 min.*	30	30	*1.00*	0%	No
965	✓	*90%*	83%	*60 min.*	35-45	35-45	*1.00*	0%	No
967	✓	*85%*	87%	*30 min.*	60	60	*1.50*	0%	No
968	✓	*85%*	86%	*30 min.*	60+	60+	*1.50*	0%	No
985	✓	*90%*		*15 min.*	15	15			
992		*85%*	88%	*15 min.*	15	15	*1.50*	0%	No
Blue	✓	*90%*	94%	*15 min.*	7.5	15	*3.00*	0%	No
Orange	✓	*90%*	94%	*15 min.*	15	15	*3.00*	0%	No
Green		*90%*	94%	*15 min.*	15	15	*3.00*	0%	No
Copper		*90%*	99%	*15 min.*	15	15	*3.00*	0%	No

*FTA defines **Minority** persons to include the following: (1) American Indian and Alaska Native, (2) Asian, (3) Black or African American, (4) Hispanic or Latino, (5) Native Hawaiian or Other Pacific Islander.*
*FTA defines **Minority Route** as one with at least 1/3 of its total mileage in a census block(s) with a percentage of minority population that exceeds the percentage of minority population in the entire MTS service area.*
Source: https://www.transit.dot.gov/sites/fta.dot.gov/files/docs/FTA_Title_VI_FINAL.pdf

SERVICE AVAILABILITY

Goal	Actual	
80% of residents or jobs within ½ mile of a bus stop or rail station in urban area	*% of **residents** within 1/2 mile of a bus stop or rail station in urban areas:* ***99.2%***	*% of **jobs** within 1/2 mile of a bus stop or rail station in urban areas:* ***95.9%***
100% of suburban residences within 5 miles of a bus stop or rail station.	% of suburban residents within 5 miles of a bus stop or rail station: ***100.0%***	
One return trip at least 2 days/week to destinations from rural villages (defined as Lakeside and Alpine).	*Available Service:* ***Route 848 serves Lakeside seven days a week and Route 838 serves Alpine seven days a week.***	

See attached map entitled 'Metropolitan Transit System Area of Jurisdiction.'
Percentage Sources: American Community Survey (2019) and 2020 U.S. Census Bureau
^ Minority Route report updated using ACS 2021 (10/26/2023)
~ Title VI Monitoring statistics are updated on an annual basis
~~ No trips averaged above the vehicle load factor target (1.5 for most bus routes, 3.0 for Trolley).
NOTE: Rural and Demand Response services have no specific Policy 42 goals for OTP, headway, or vehicle load.

** Service Availability updated from PR request for Urban & Suburban Transit Access (1/27/2023)*

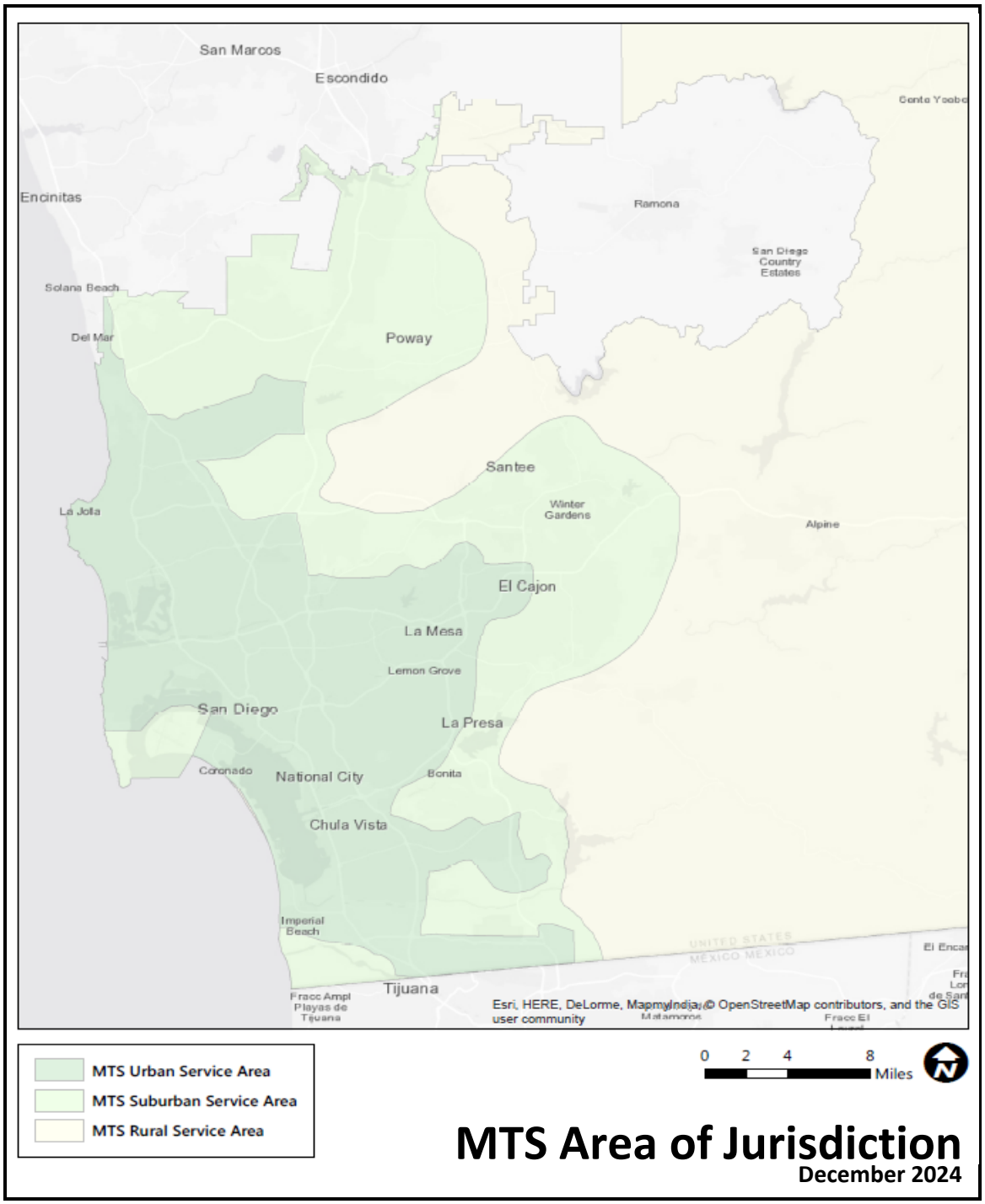
San Marcos
Escondido
Encinitas
Ramona
San Diego Country Estates
Solana Beach
Del Mar
Poway
Santee
La Jolla
Winter Gardens
Alpine
El Cajon
La Mesa
Lemon Grove
San Diego
La Presa
Coronado
National City
Bonita
Chula Vista
Imperial Beach
Tijuana
Fracc Ampl Playas de Tijuana
Esri, HERE, DeLorme, MapmyIndia, © OpenStreetMap contributors, and the GIS user community
MTS Urban Service Area
MTS Suburban Service Area
MTS Rural Service Area
0 2 4 8 Miles
MTS Area of Jurisdiction
December 2024

Metropolitan Transit System

FY 2026 - Q1 & Q2 Performance Monitoring Report

Board of Directors

Board Policy 42

- Board policy to establish:
  - A process for evaluating and adjusting existing transit services to improve performance
  - Procedures for implementing service changes
- Adopted vision is for a customer-focused, competitive, integrated, and sustainable system
- Categorizes services by types:
  - Bus: premium express, express, Rapid, urban frequent, urban standard, circulator, Rural
  - Light Rail (Trolley)
  - Demand Response
- Performance indicators are analyzed with performance targets established
- Board receives annual and quarterly updates

Policy 42 Evaluation Criteria

CUSTOMER FOCUSED/COMPETITIVE		INTEGRATED	SUSTAINABLE	
PRODUCTIVITY	**QUALITY**	**CONNECTIVITY**	**RESOURCES**	**EFFICIENCY**
• **Total Passengers** • **Average Weekday Passengers** • **Passengers/ Revenue Hour** • Passengers/ In-Service Hour	• Passenger Load Factor • **On-Time Performance** • Accidents/ 100,000 Miles • Comments/ 100,000 Passengers • Mean Distance Between Failures	• Route Headway • Span-of- Service Consistency • Service Availability	• In-Service Miles • In-Service Hours • Peak Vehicle Requirement	• In-Service Speed • In-Service/Total Miles • In-Service/Total Hours • Farebox Recovery Ratio • **Subsidy/Passenger**

Total Ridership by Quarter

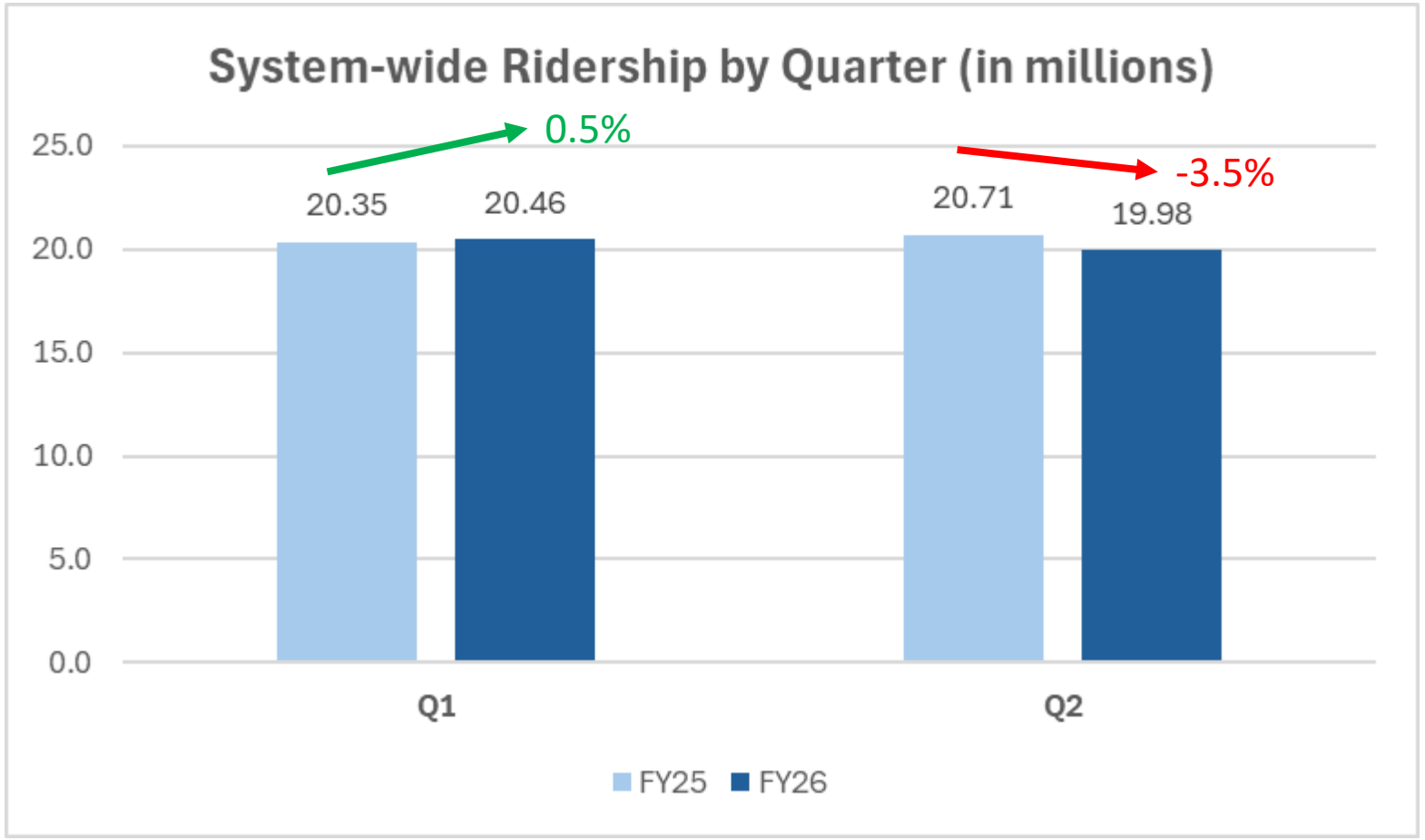

Overall Trends

- Q1: FY26 ridership slightly higher than FY25
- Q2: FY26 ridership slightly lower than FY25

Ridership Change by Mode

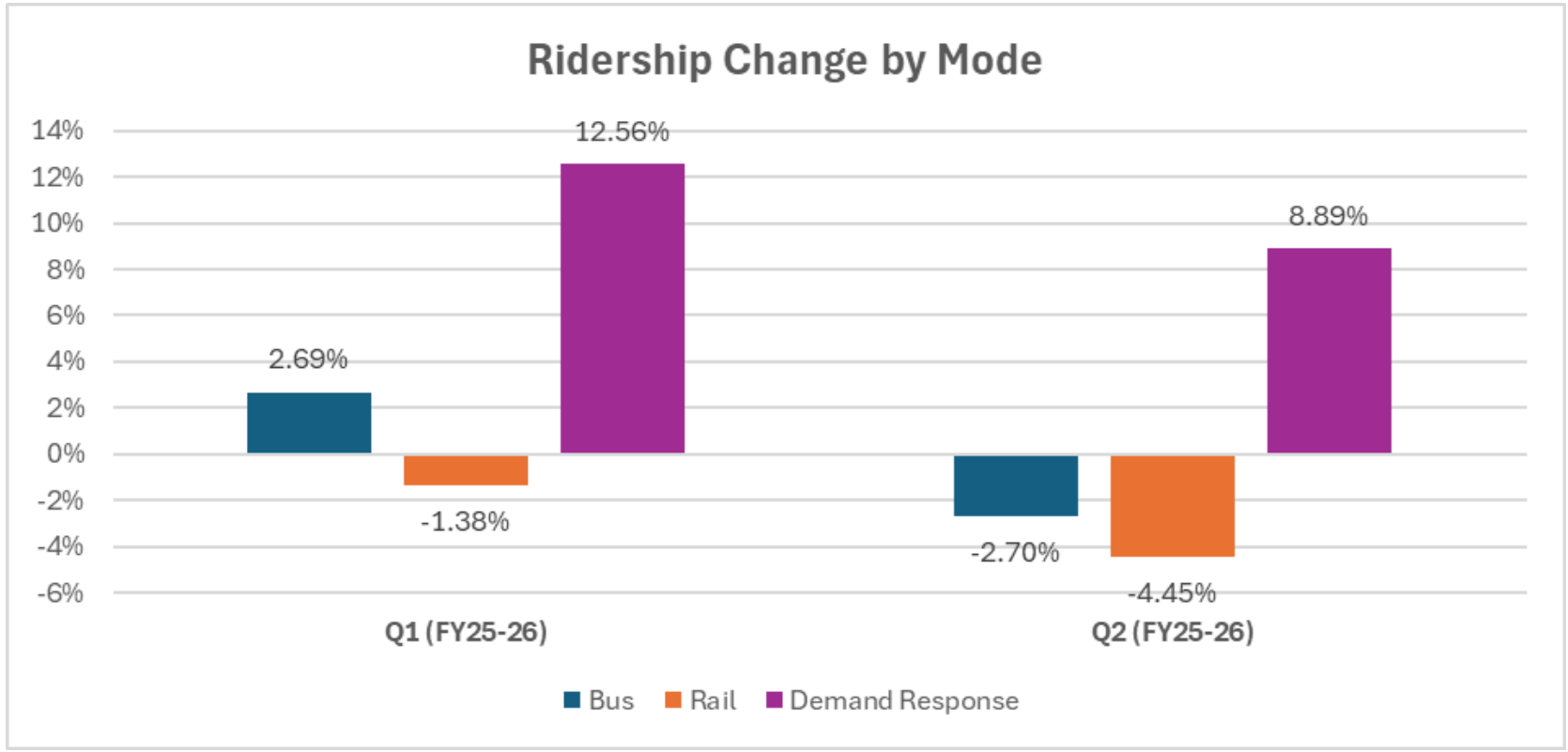

Overall Trends

- Bus ridership fluctuating slightly, but fairly flat.
- Rail ridership is dropping slightly more than bus.
- Paratransit (MTS Access) gaining every quarter compared to previous fiscal year.

Passengers per Revenue Hour

- Metric measures how well service provided is used
- Policy 42 goal is to improve the route category average
- Metric has slightly downward trend in most categories except demand response

Route Categories	FY 2025 Q1	FY 2026 Q1	% Change FY25 - FY26	FY 2025 Q2	FY 2026 Q2	% Change FY25 - FY26
System Total	**34.4**	**34.3**	**-0.50%**	**34.3**	**33.7**	**-1.80%**
Fixed Route (Bus + Rail) Total	**37.7**	**37.6**	**-0.20%**	**37.7**	**36.8**	**-2.40%**
Light Rail (Blue, Orange, Green, & Copper)	**186.5**	**172.5**	**-8.10%**	**175.7**	**163.3**	**-7.60%**
Bus	**19.2**	**19.7**	**2.70%**	**20.8**	**20.3**	**-2.20%**
Urban Frequent	*21.3*	*21.4*	*0.30%*	*22.1*	*21.3*	*-3.90%*
Urban Standard	*14.3*	*14.5*	*1.50%*	*14.7*	*14.8*	*0.70%*
Rapid	*21*	*23.9*	*12.00%*	*28.9*	*28.8*	*-0.40%*
Express	*11.6*	*13*	*10.50%*	*12.3*	*12.6*	*2.30%*
Circulator	*11.2*	*12*	*6.70%*	*9.8*	*10.2*	*4.20%*
Premium/Rapid Express	*15.1*	*17.8*	*15.20%*	*12.9*	*14.1*	*8.50%*
Rural	*8.9*	*11*	*19.10%*	*12.7*	*12.3*	*-3.30%*
Demand-Resp. Subtotal	**1.6**	***1.7***	**7.20%**	**1.6**	***1.8***	**9.50%**
Demand-Resp. (MTS Access)	*1.4*	*1.6*	*10.80%*	*1.4*	*1.7*	*13.90%*
Demand-Resp. (Access Taxi)	*2.8*	*2.8*	*2.00%*	*2.7*	*2.6*	*-5.70%*

On-Time Performance

- Policy 42 goal is 85% for Urban Frequent & Rapid, 90% for all other categories
- Traffic congestion is impacting on-time performance figures, with results returning to levels similar to pre-pandemic periods.

Route Categories	Quarter				GOAL
	Q3 FY25	Q4 FY25	Q1 FY26	Q2 FY26	
System	**88.6%**	**88.8%**	**87.0%**	**87.0%**	
Light Rail (Blue, Orange, Green, & Copper)	**95.5%**	**96.0%**	**95.1%**	**94.1%**	*90.0%*
Bus	**87.8%**	**88.0%**	**87.0%**	**87.0%**	
Urban Frequent	86.9%	87.1%	85.9%	86.1%	*85.0%*
Urban Standard	89.0%	89.4%	88.4%	87.6%	*90.0%*
Rapid	89.7%	89.6%	90.1%	89.8%	*85.0%*
Express	88.7%	87.0%	87.1%	86.9%	*90.0%*
Circulator	89.6%	90.5%	87.6%	88.3%	*90.0%*
Premium/Rapid Express	89.4%	89.1%	88.9%	88.3%	*90.0%*
Rural	N/A	N/A	N/A	N/A	
Demand-Resp. (Access & Taxi)	N/A	N/A	N/A	N/A	

Financial Metrics

- Considerations:
  - (a) costs of providing service
  - (b) fare revenue from service
  - (c) net subsidy

- Costs and subsidy per passenger have slightly increased due to increased costs and lower ridership

- Still much better than industry-wide figures

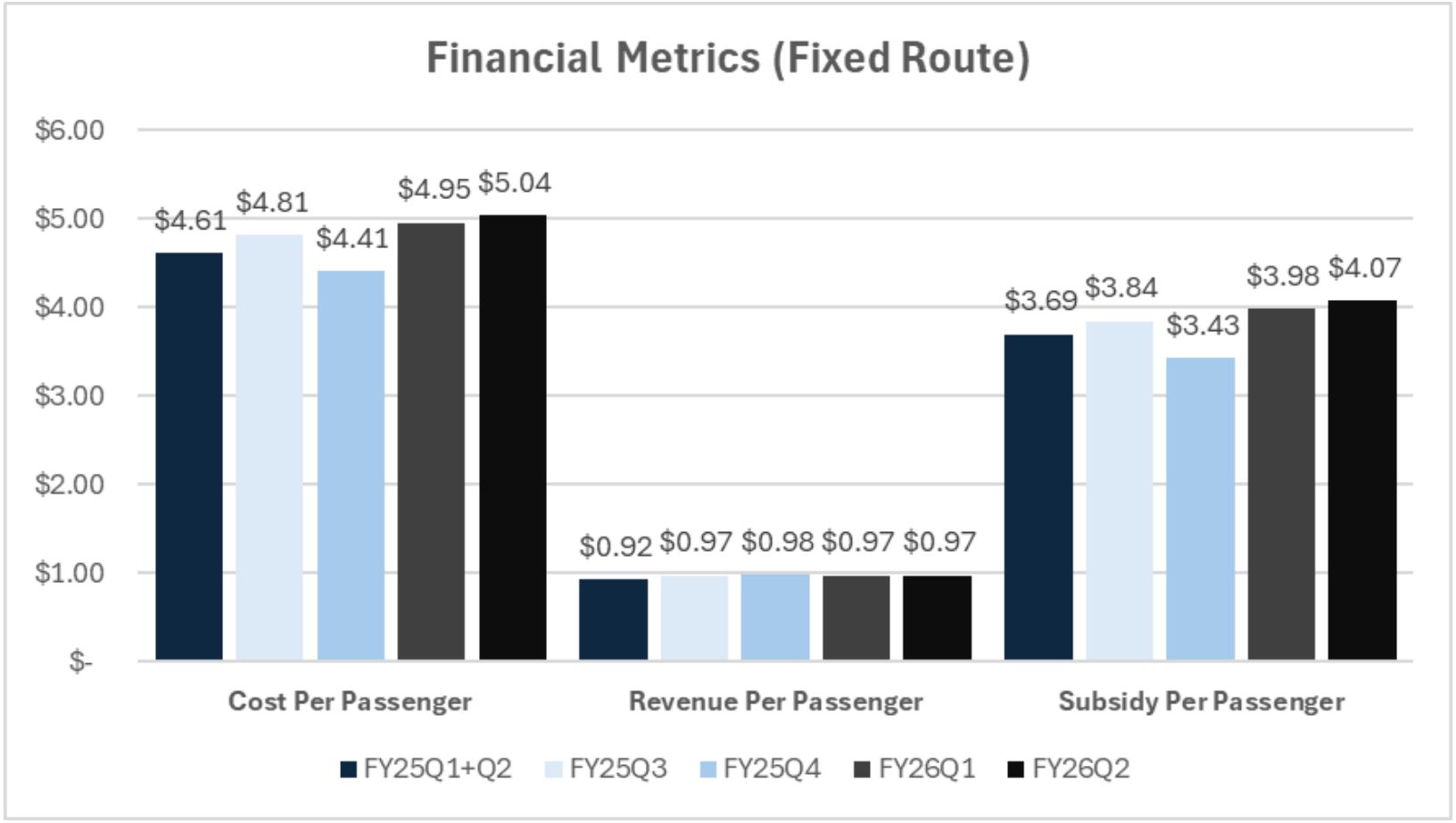

Peer Financial Metrics

- Even though costs are increasing, MTS is still vastly more efficient than other large transit agencies, as determined by San Francisco MUNI peer analysis
- Subtracting out fare revenue (roughly $1 per passenger) MTS subsidy per passenger roughly half of peer average
- If MTS costs per passenger were at the peer average, we would have carried half of the 75 million passengers in FY2024

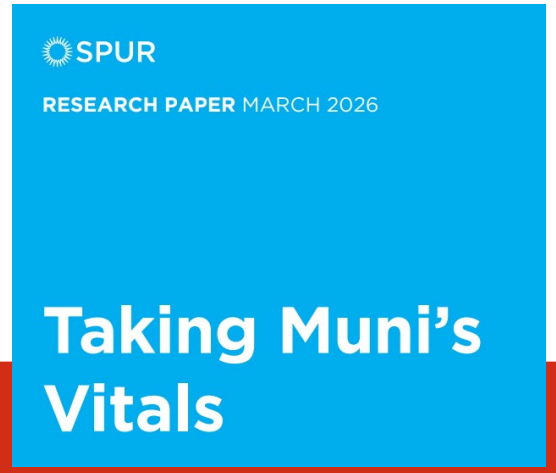

Exhibit 21. Cost per Passenger, SFMTA and National Peers, 2024

Muni's exceptional productivity enables the system to achieve a relatively low cost per passenger compared with its peers' cost.

Agency (Metro Area)	Cost per Passenger, Motorbus Only	Costs per Passenger, Light Rail Only	Cost per Passenger, All Modes
SFMTA	$6.59	$8.53	$7.03
NYMTA (New York)	$3.61	-	$3.68
CTA (Chicago)	$5.96	-	$6.20
Metro (Los Angeles)	$6.42	$14.50	$7.99
WMATA (Washington, D.C.)	$8.95	-	$11.25
MBTA (Boston)	$7.24	$7.25	$8.59
NJT (New Jersey/New York)	$8.94	$5.88	$13.25
SEPTA (Philadelphia)	$7.19	-	$7.73
King County Metro (Seattle)	$10.57	-	$11.39
Miami-Dade (Miami)	$6.80	-	$7.39
MTS (San Diego)	$6.77	$3.58	$5.05
MARTA (Atlanta)	$9.32	-	$10.18
TriMet (Portland)	$9.70	$10.74	$11.06
RTD (Denver)	$14.34	$14.64	$13.88
DART (Dallas)	$12.91	$12.09	$14.06
Average of Peer Group	$8.35	$9.65	$9.25

Analysis of Q1/Q2 Ridership Decrease

- No clear trends on types of services or geographic areas
- Weekends did maintain higher ridership year-over-year
- MTS still maintaining higher ridership retention than large agencies in nation, California, and southern California

Bus Route Ridership (Q1/Q2 FY26 vs Q1/Q2 FY25)

- **Bus Routes with biggest increases:**
  - 904 (Coronado)
  - 88 (Mission Valley)
  - 280 (I-15 Express)
  - 905 (Otay Mesa to Iris)
  - 968 (National City)
  - 35 (Ocean Beach)
  - 872 (El Cajon)
  - 834 (Santee)
  - 944 (Poway)
  - 30 (Old Town – La Jolla)
- **Bus Routes with biggest decreases:**
  - 6 (North Park – Mission Valley)
  - 41 (Genessee)
  - 204 (UTC)
  - 11 (SDSU – downtown)
  - 833 (Santee – El Cajon)
  - 43 (Clairemont)
  - 851 (Spring Valley)
  - 18 (Mission Valley)
  - 202 (UTC)
  - 84 (Point Loma)

Bus Route Ridership (Q1/Q2 FY26 vs Q1/2 FY25)

- Routes ordered in highest to lowest ridership
  - Green = Increase year-over-year
  - Red = Decrease year-over-year

- Mix of performance in Q1 and general decrease in Q2, but not by type of service

Route	Q1 to Q1	Q2 to Q2
7	-1%	-5%
13	-1%	-7%
215	6%	2%
201	32%	-7%
929	-5%	-3%
235	8%	1%
30	2%	6%
202	21%	-8%
3	2%	-2%
955	1%	-4%
10	3%	-4%
1	2%	-6%
12	-5%	-6%
44	-2%	-7%
227	7%	-2%
932	2%	-5%
41	4%	-13%
709	1%	-1%
225	8%	5%
901	-1%	0%
8	1%	-3%
2	1%	-3%
933	1%	0%
907	-2%	-4%
934	-2%	-3%
906	3%	1%
712	3%	0%
4	-9%	-6%
11	1%	-12%
961	1%	-1%
43	3%	-11%
5	1%	-1%
856	9%	2%
962	6%	2%
20	9%	-1%
120	0%	-7%
35	12%	9%
936	6%	0%
992	4%	2%
704	0%	-3%
701	-5%	-5%
815	8%	-4%
27	4%	-1%
28	3%	4%
9	2%	-5%
864	0%	-2%
848	6%	-1%
852	3%	2%
905	1%	16%
921	10%	5%
115	3%	1%
6	-3%	-13%
237	12%	2%
105	-4%	-7%
855	0%	-7%
705	-5%	-4%
928	3%	-5%
923	-4%	0%
874	-1%	-2%
963	-2%	-4%
875	-1%	-2%
945	7%	-4%
816	4%	3%
88	27%	22%
964	1%	-5%
707	-12%	-2%
838	-4%	-1%
31	-6%	-7%
854	2%	0%
917	8%	-1%
204	18%	-12%
280	23%	21%
290	14%	-6%
833	-3%	-11%
916	1%	0%
851	4%	-9%
894	23%	-4%
60	3%	3%
944	18%	6%
25	9%	0%
14	4%	-7%
909	21%	-3%
965	0%	-1%
968	-1%	9%
967	15%	5%
872	23%	6%
985	5%	6%
832	-7%	-5%
834	6%	6%
110	14%	1%
904	-7%	31%
18	-5%	-9%
83	13%	-5%
84	9%	-8%
888	4%	1%
892	-5%	-72%
891	31%	-27%

Trolley Station Ridership (Q1/Q2 FY26 vs Q1/Q2 FY25)

- **Stations with biggest increases:**
  - Harborside (South Bay)
  - La Mesa Blvd (East County)
  - Nobel Drive (Mid-Coast)
  - Middletown (Old Town)
  - Courthouse (Downtown)
  - UCSD Central Campus (Mid-Coast)
  - 24th Street (South Bay)
  - UTC (Mid-Coast)
  - Beyer Blvd (South Bay)
  - Tecolote Road (Mid-Coast)
- **Stations with biggest decreases:**
  - Convention Center (Downtown)
  - Morena/Linda Vista (Green Line)
  - Gaslamp Quarter (Downtown)
  - Mission Valley Center (Green Line)
  - Pacific Fleet (South Bay)
  - Arnele Avenue (East County)
  - Fenton Parkway (Green Line)
  - 25th & Commercial (Orange Line)
  - Fashion Valley (Green Line)
  - Seaport Village (Downtown)

Bus & Trolley Ridership (Q2 FY26 vs Q2 FY25)

Bus Routes with Highest Increases / Decreases

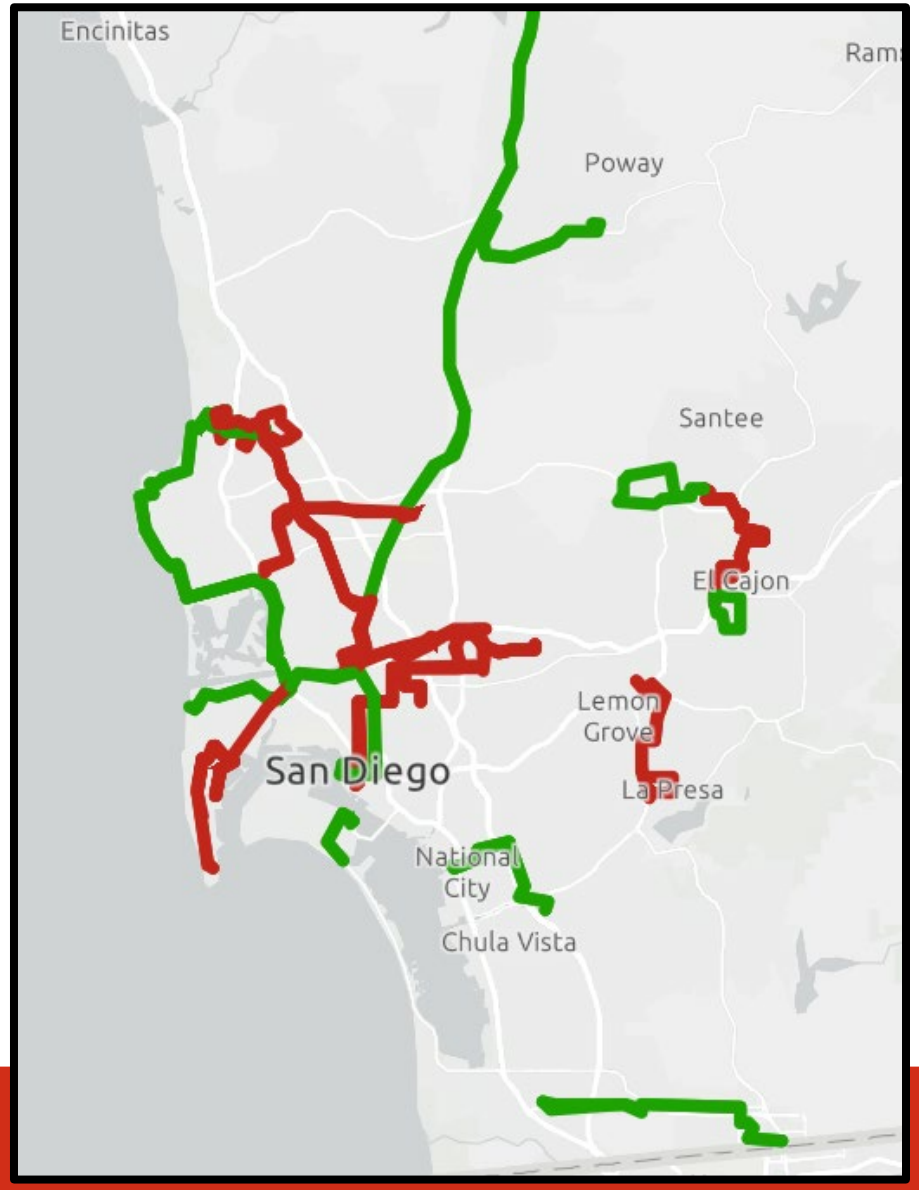

Trolley Stations with Highest Increases / Decreases

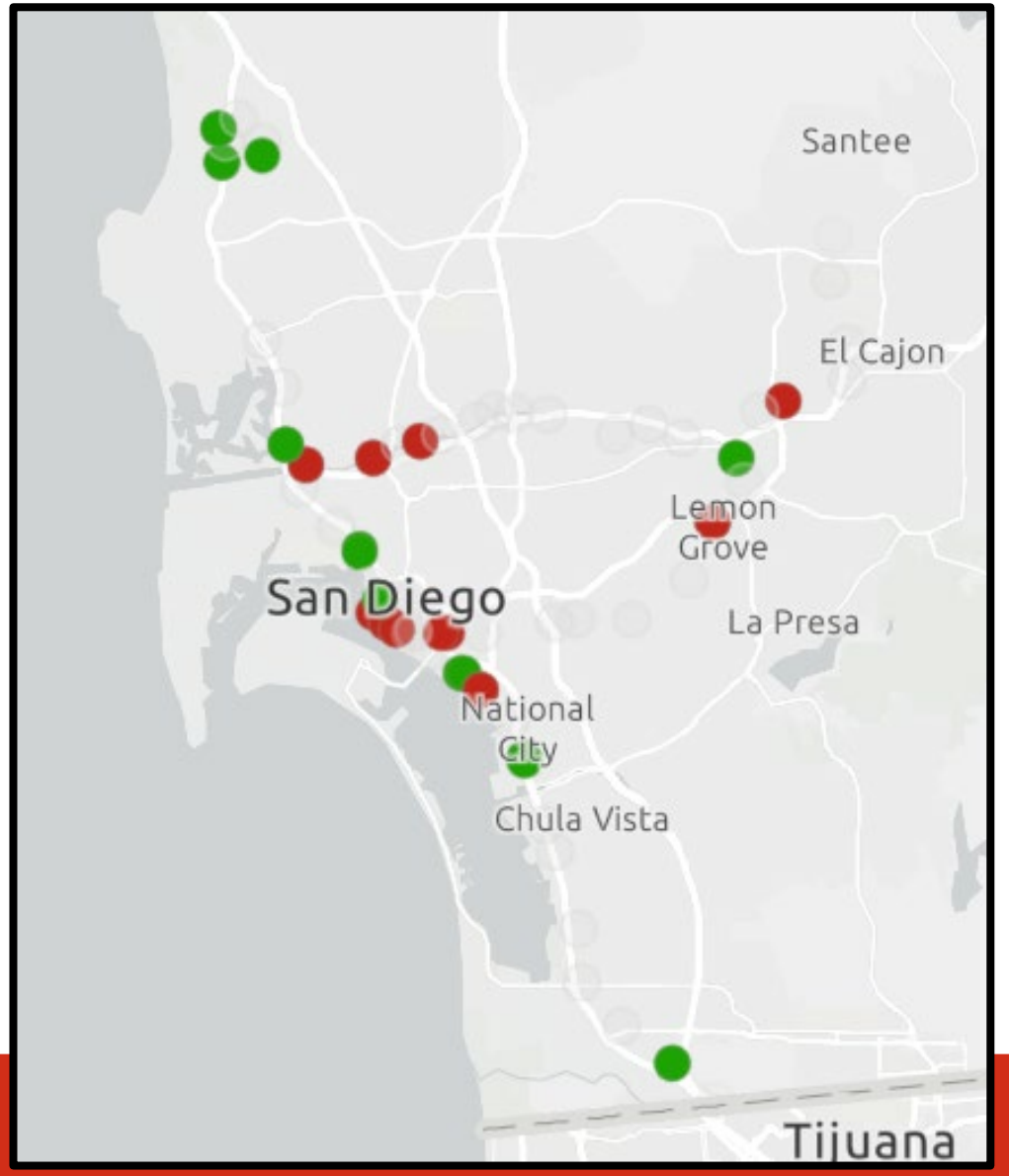

Bus Ridership (Q1/Q2 FY26 vs Q1/Q2 FY25)

- Weekend ridership generally improved
- Weekday ridership fell significantly towards end of CY2025

FY25 to FY26	Wkdy Avg	Sat Avg	Sun Avg
July	8%	2%	15%
August	1%	1%	1%
September	-2%	1%	3%
October	-1%	3%	2%
November	-5%	-6%	8%
December	-9%	-1%	1%

Trolley Ridership (Q1/Q2 FY26 vs Q1/Q2 FY25)

FY 25 to FY26	Total			Blue			Orange			Green		
	Wkdy	Sat	Sun	Wkdy	Sat	Sun	Wkdy	Sat	Sun	Wkdy	Sat	Sun
July	-2%	-2%	2%	-1%	-1%	4%	0%	0%	0%	-10%	-10%	-4%
August	-4%	-2%	-3%	-4%	-2%	-1%	-10%	-5%	-6%	-6%	-6%	-9%
September	1%	3%	3%	1%	6%	4%	-6%	-6%	1%	1%	-1%	-3%
October	-6%	9%	4%	-5%	7%	5%	-12%	-8%	-11%	-6%	25%	13%
November	-11%	3%	-2%	-10%	-2%	-3%	-15%	-22%	-13%	-9%	32%	9%
December	-4%	-2%	-2%	-1%	3%	0%	-11%	-13%	-5%	-5%	-5%	-3%

- Weekend ridership on Green Line highly dependent on special events
- Orange Line construction can impact ridership

North American Trends (Fall 2025)

Miami Today

Miami-Dade Transit ridership falls 5.2%

After three consecutive years of healthy gains, Miami-Dade County's public transit system suffered a 5.2% loss in ridership in fiscal year...

Dec 3, 2025



The Brown Daily Herald

RIPTA ridership falls 14% due to service cuts, report finds

Pro-transit advocacy coalition Save RIPTA released the "2025 Service Cuts Impact Report" earlier this month, documenting a decline in...

Jan 25, 2026



CBC

Winnipeg Transit ridership down in fall 2025, new city data shows

Social Sharing. New Winnipeg Transit data shows ridership fell between September and December 2025 compared to the same time a year earlier.

Jan 16, 2026



The Denver Post

RTD ridership still falling as state pushes transit-oriented development: 'We're not moving the needle'

Metro Denver RTD's latest ridership numbers show an overall decline this year, by at least 3.9%, with 40 million fewer riders per year...

Oct 21, 2025



Daily Hive

TransLink ridership sees decline in 2025 due to population growth slowdown, including fewer young adults

Metro Vancouver's public transit ridership declined slightly in 2025, as a sharp slowdown in population growth and a shift in demographics...

2 weeks ago



National Transit Ridership Trends

- MTS overall has highest ridership retention of largest transit agencies

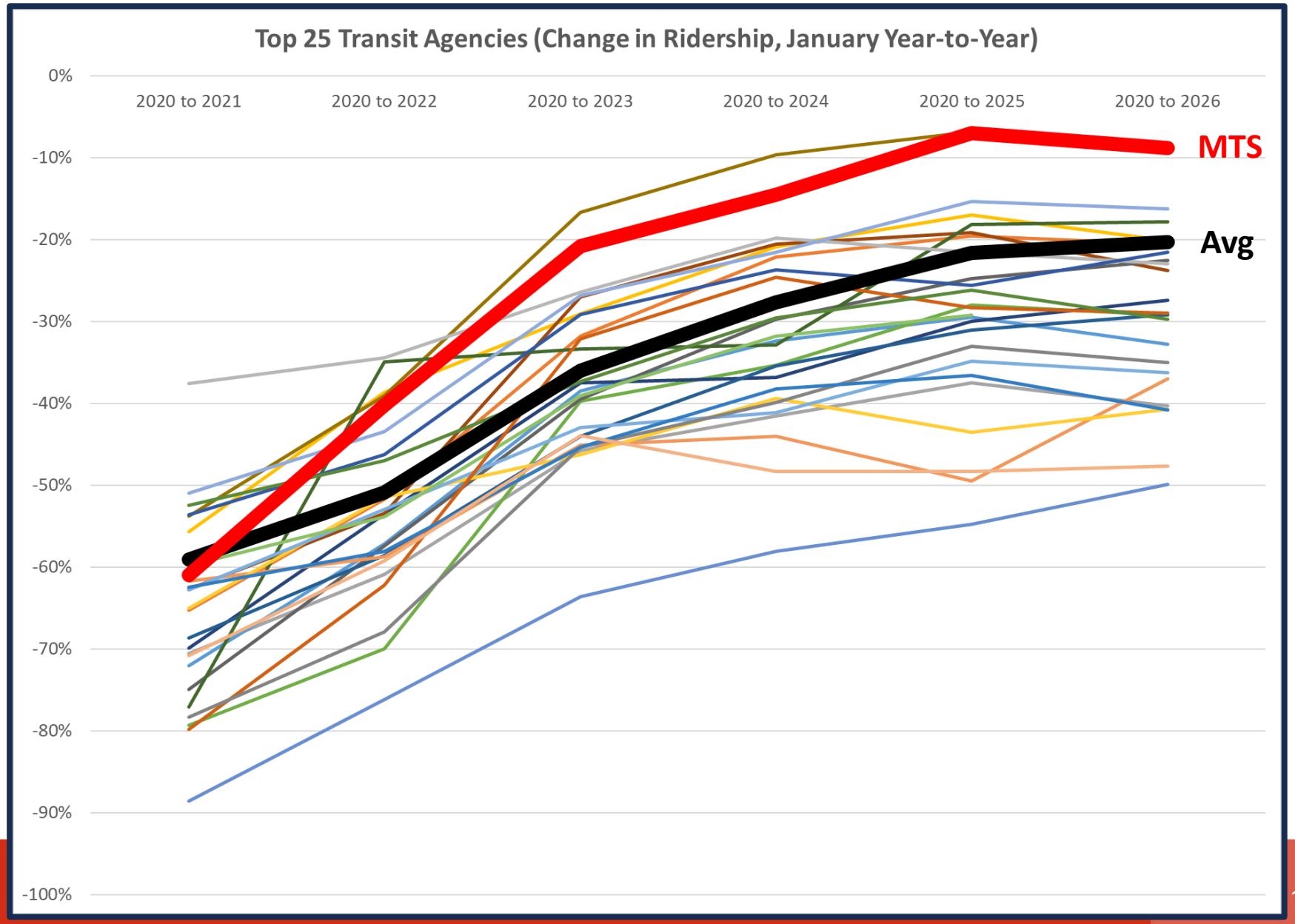

California Transit Ridership Trends

- For large California transit agencies; only San Mateo Transit District and City of Fresno have higher ridership retention than MTS (both about 1/8 size of MTS) for large California transit agencie

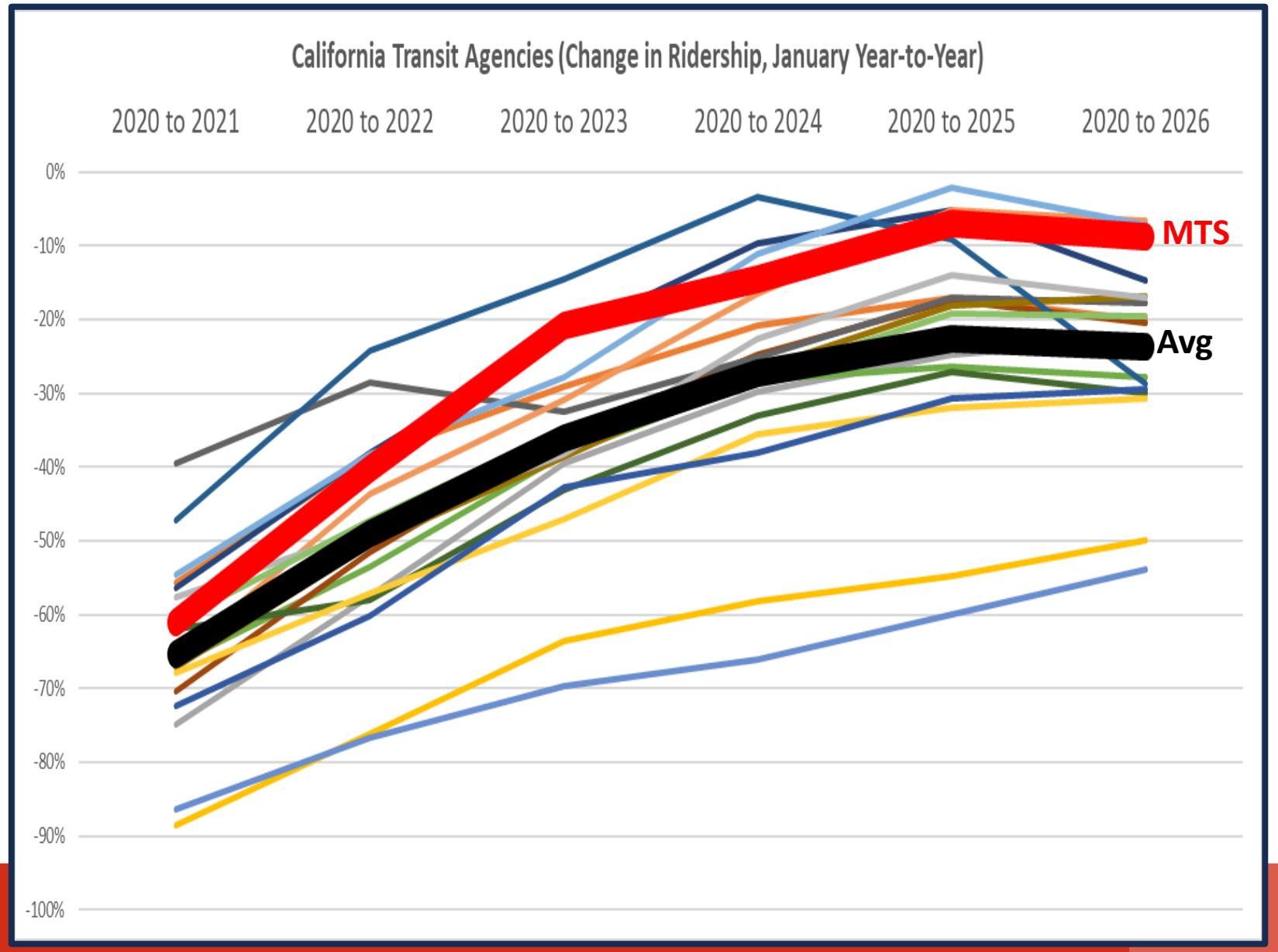

Southern California Transit Ridership Trends

- Virtually all agencies saw decreases from January 2025 to January 2026
- MTS overall has highest ridership retention of largest transit agencies

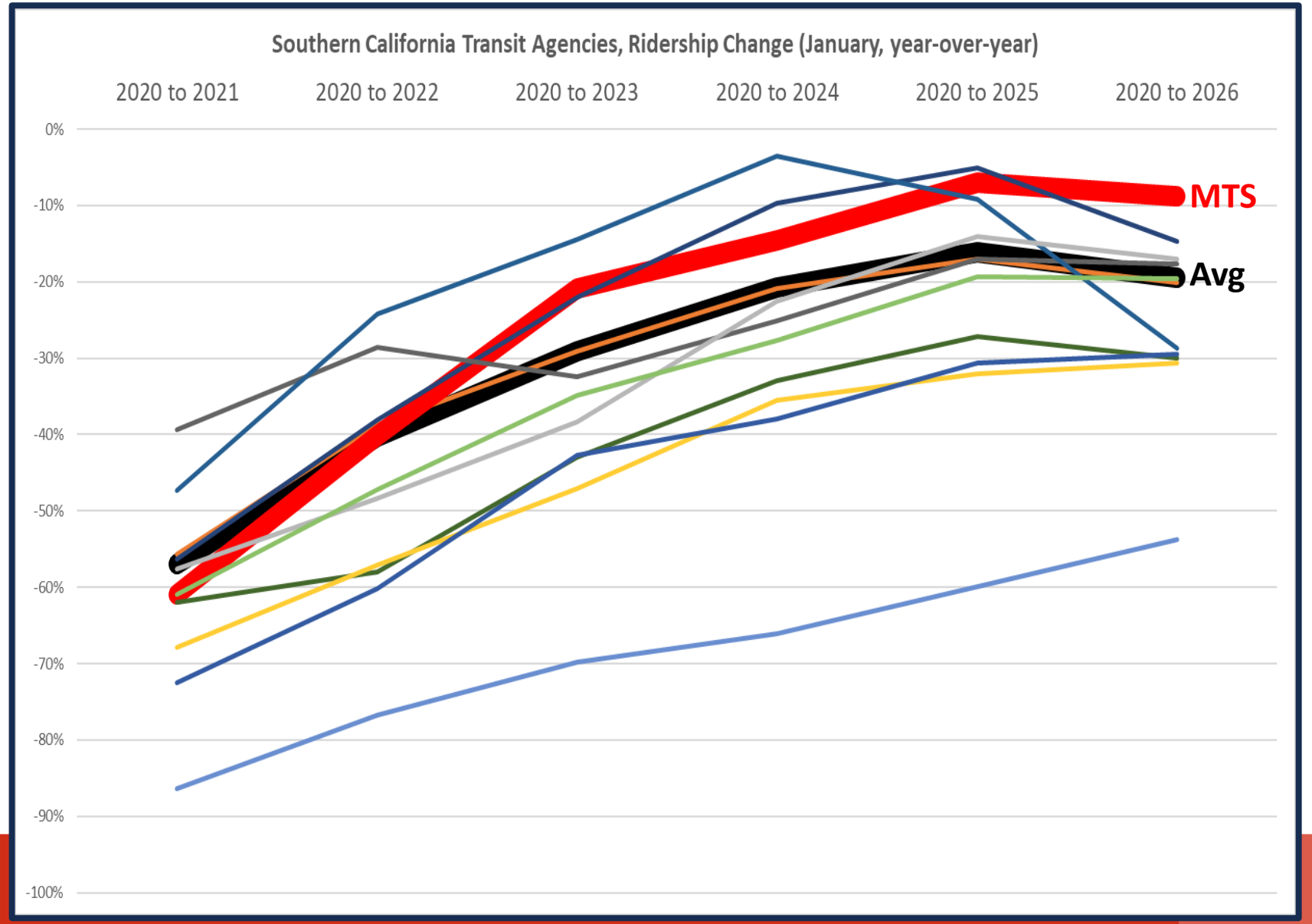

Southern California Transit Ridership Trends

- Despite declining ridership from in FY26, MTS maintaining highest ridership retention of any large Southern California transit agency
- Change in ridership from 2025 to 2026, while declining, has remained higher than most other southern California agencies

	January 2026 Ridership	2020 to 2026	2025 to 2026
Los Angeles County Metropolitan Transportation Authority	24,570,614	-20%	-3.1%
San Diego Metropolitan Transit System	6,452,218	-9%	-1.8%
Orange County Transportation Authority	2,795,112	-15%	-9.6%
Long Beach Transit	1,594,249	-18%	-0.7%
City of Los Angeles	990,926	-29%	-19.5%
City of Santa Monica	734,956	-30%	-2.8%
Southern California Regional Rail Authority	475,893	-54%	6.2%
Foothill Transit	802,281	-17%	-3.0%
Omnitrans	632,689	-31%	1.4%
North County Transit District	650,323	-20%	-0.4%
Riverside Transit Agency	516,358	-29%	1.1%
Southern California Large Agency Total	**40,215,619**	**-19%**	-3.3%

Service Provision

- SF Muni peer analysis showed that MTS kept more transit in service during and since COVID than all other peer agencies

- MTS did not reduce service significantly during COVID due to policy decisions to maintain social distancing and operator staffing levels

- Service retention has likely contributed to the high retention of ridership

Exhibit 7. Change in Service Output, SFMTA and National Peers (Relative to 2015 Levels)

Most large transit agencies have experienced significant fluctuations in transit service output over the last decade, particularly in response to the COVID-19 pandemic and its aftermath. Muni cut its service more deeply than some agencies during the pandemic, but it has since returned to operating a level of service typical of its peers.

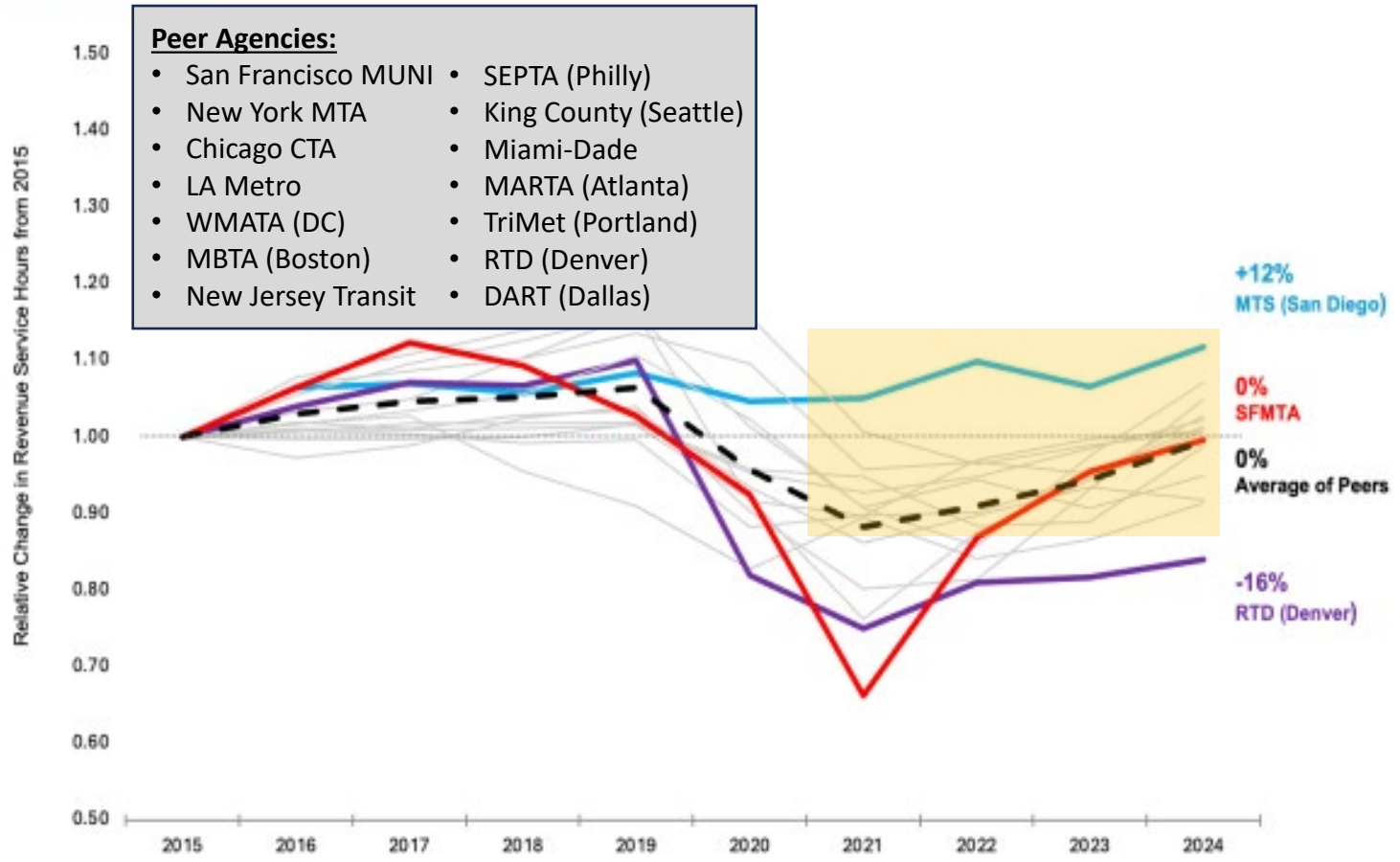

Source: SPUR's analysis of NTD data. For specific transit agency data, see our dataset at spur.org/MuniAnalysis2026.

National Population Trends: Large Metros

- The Wall Street Journal published an article on March 27, 2026 regarding the declining population in large metro areas across the United States.
  - https://www.wsj.com/us-news/los-angeles-miami-and-san-diego-are-shrinking-as-immigration-slows-44490804

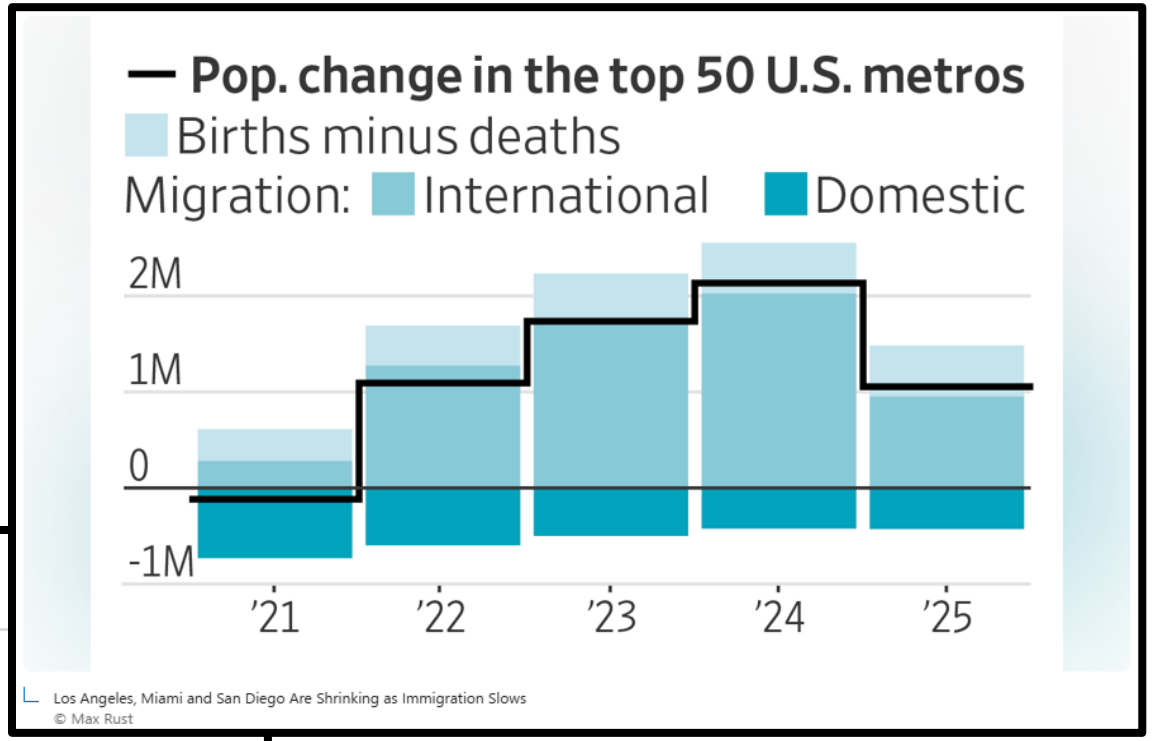

THE WALL STREET JOURNAL.

U.S.

Los Angeles, Miami and San Diego Are Shrinking as Immigration Slows

Big metros depend on immigrants for growth, and people moving away are draining populations

San Diego Population

The San Diego Union-Tribune

Where a year earlier, San Diego County's population grew by nearly 8,000 from July 1, 2023, to July 1, 2024 — thanks to a healthy influx of immigrants — it fell by nearly 5,300, to 3.28 million in 2025, reversing a post-pandemic rebound. The change is due almost entirely to the monumental shift in immigration policies last year that contributed to a stunning 65% drop in San Diego's foreign arrivals — the single largest decline in 15 years.

https://www.sandiegouniontribune.com/2026/03/29/san-diego-loses-population-as-immigration-nosedives-what-are-the-consequences/#:~:text=Where%20a%20year%20earlier%2C%20San,largest%20decline%20in%2015%20years

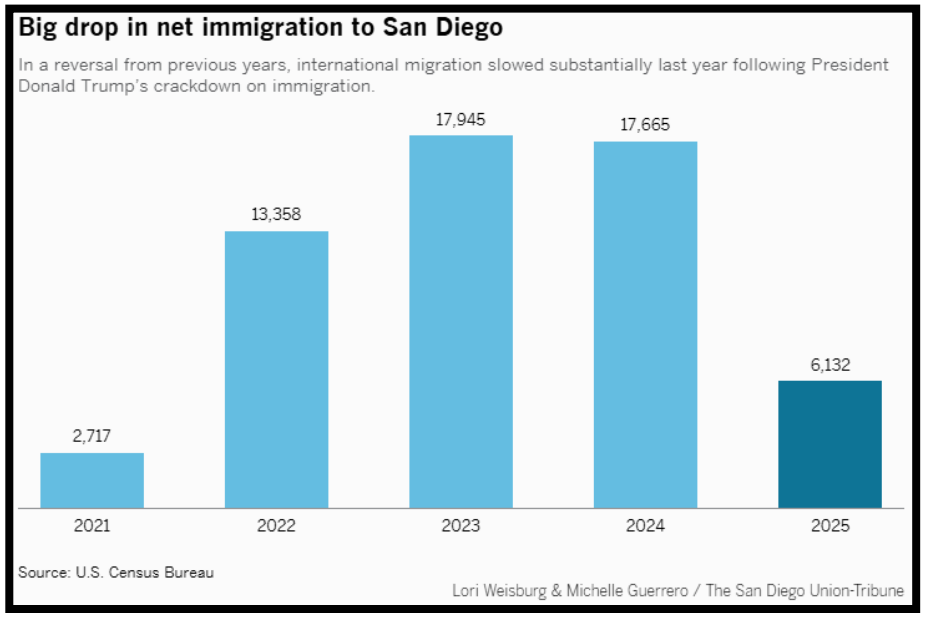

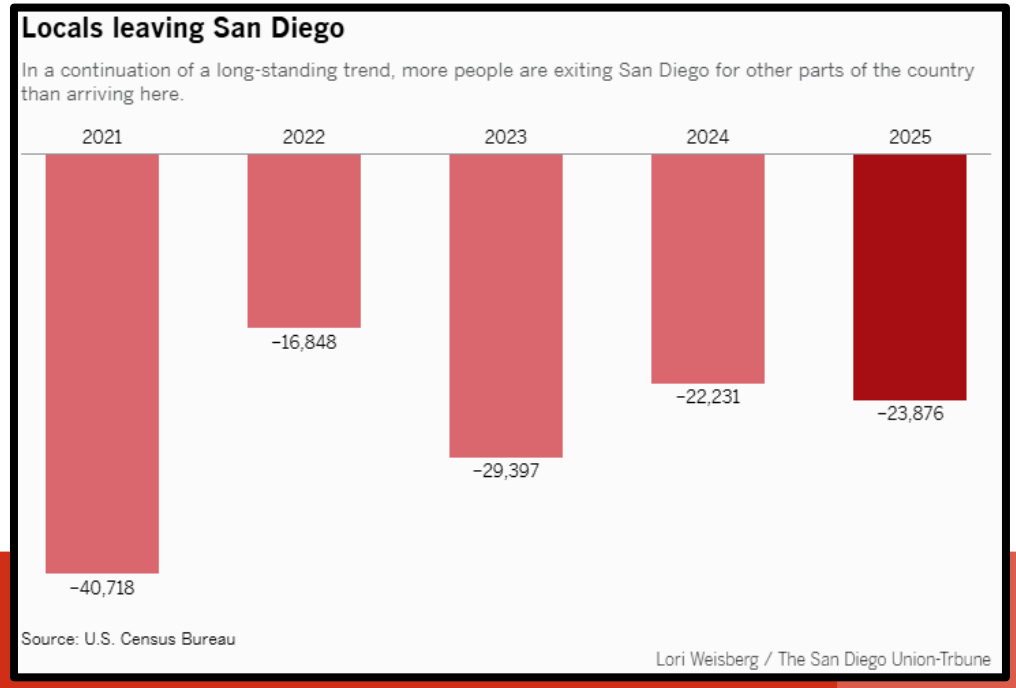

Overall Ridership Trends

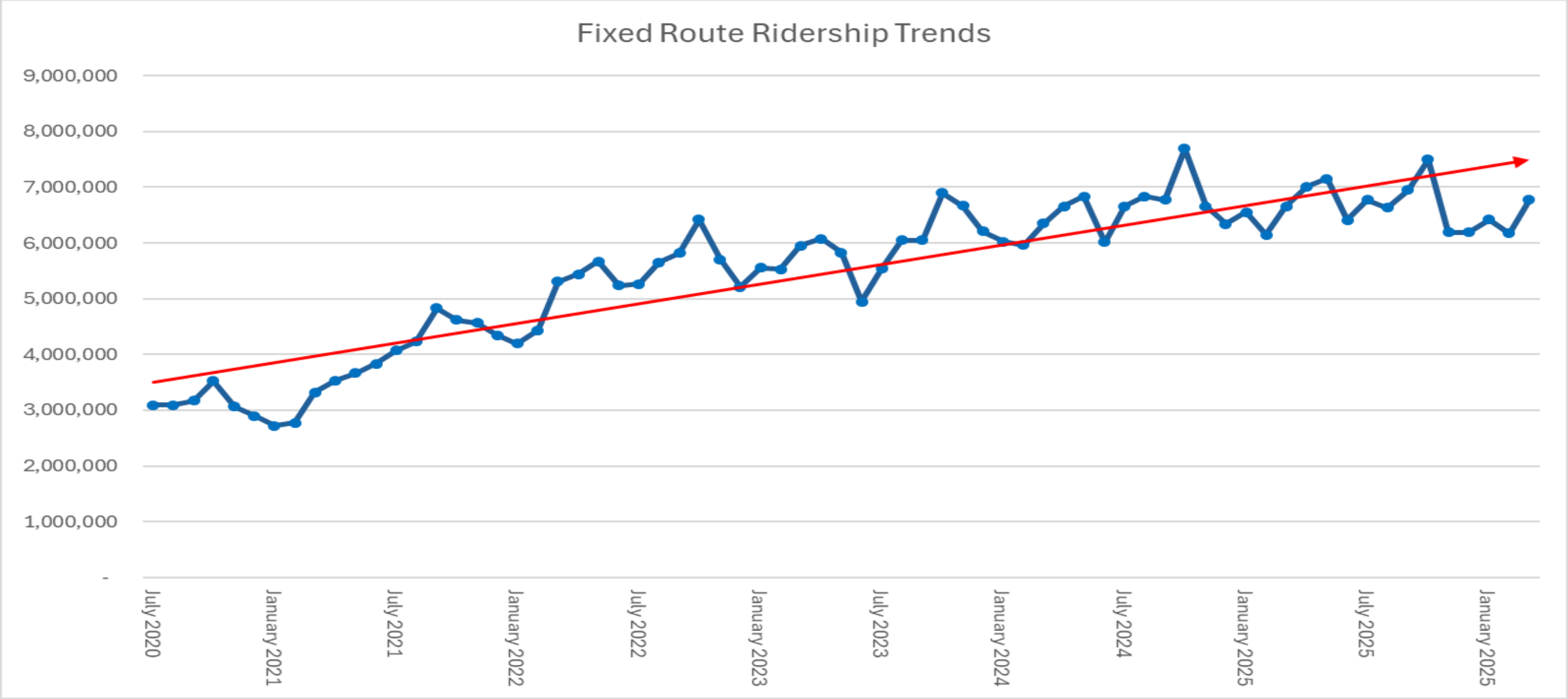

Overall Ridership Trends

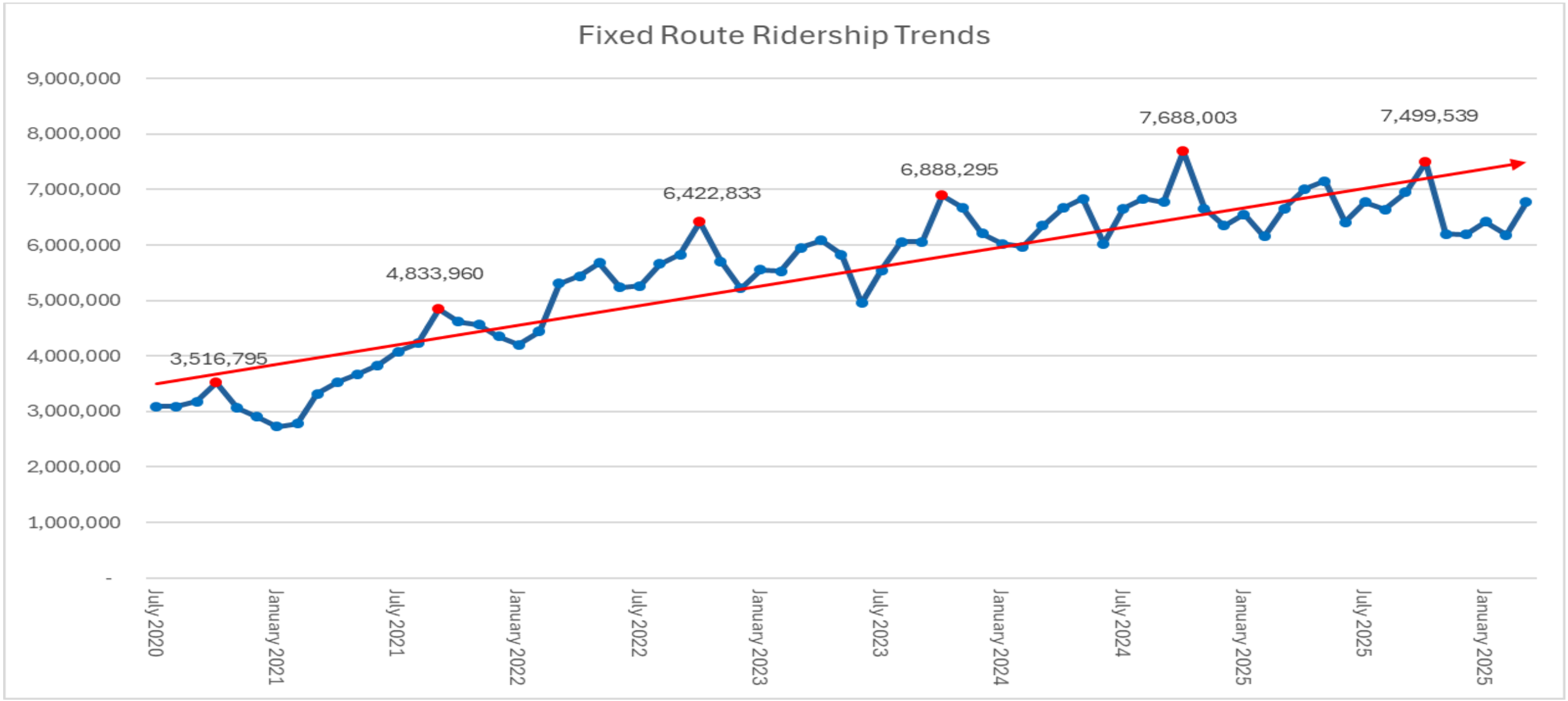

Q3 Showing Return of Year-over-Year Ridership Increases

- **Ridership decline started in October, but great signs in March**

	July	August	September	October	November	December	January	February	March
System	2%	-3%	3%	-2%	-7%	-2%	-2%	0%	7%
Trolley	-1%	-4%	2%	-4%	-9%	-2%	-2%	-1%	5%
Bus	6%	-1%	4%	-1%	-4%	-3%	-2%	1%	9%

	Q1	Q2	Q3
System	0%	-4%	2%
Trolley	-1%	-5%	1%
Bus	3%	-3%	3%

Bus Ridership (FY26 vs FY25)

FY25 to FY26	Wkdy Avg	Sat Avg	Sun Avg
July	8%	2%	15%
August	1%	1%	1%
September	-2%	1%	3%
October	-1%	3%	2%
November	-5%	-6%	8%
December	-9%	-1%	1%
January	-4%	4%	10%
February	-1%	3%	4%
March	8%	3%	4%

Trolley Ridership (FY26 vs FY25)

FY 25 to FY26	Total			Blue			Orange			Green		
	Wkdy	Sat	Sun	Wkdy	Sat	Sun	Wkdy	Sat	Sun	Wkdy	Sat	Sun
July	-2%	-2%	2%	-1%	-1%	4%	0%	0%	0%	-10%	-10%	-4%
August	-4%	-2%	-3%	-4%	-2%	-1%	-10%	-5%	-6%	-6%	-6%	-9%
September	1%	3%	3%	1%	6%	4%	-6%	-6%	1%	1%	-1%	-3%
October	-6%	9%	4%	-5%	7%	5%	-12%	-8%	-11%	-6%	25%	13%
November	-11%	3%	-2%	-10%	-2%	-3%	-15%	-22%	-13%	-9%	32%	9%
December	-4%	-2%	-2%	-1%	3%	0%	-11%	-13%	-5%	-5%	-5%	-3%
January	-2%	6%	-21%	0%	11%	-19%	-8%	-7%	-22%	-1%	6%	-25%
February	0%	-4%	1%	2%	2%	8%	-4%	-9%	-5%	-3%	-17%	-9%
March	6%	-3%	1%	10%	-15%	23%	-8%	-12%	-21%	5%	-9%	14%

- March saw first weekday year-over-year increase since September
- Blue Line continues to grow
- Orange Line construction can impact ridership

Ridership Change by Mode, FY26 vs FY25

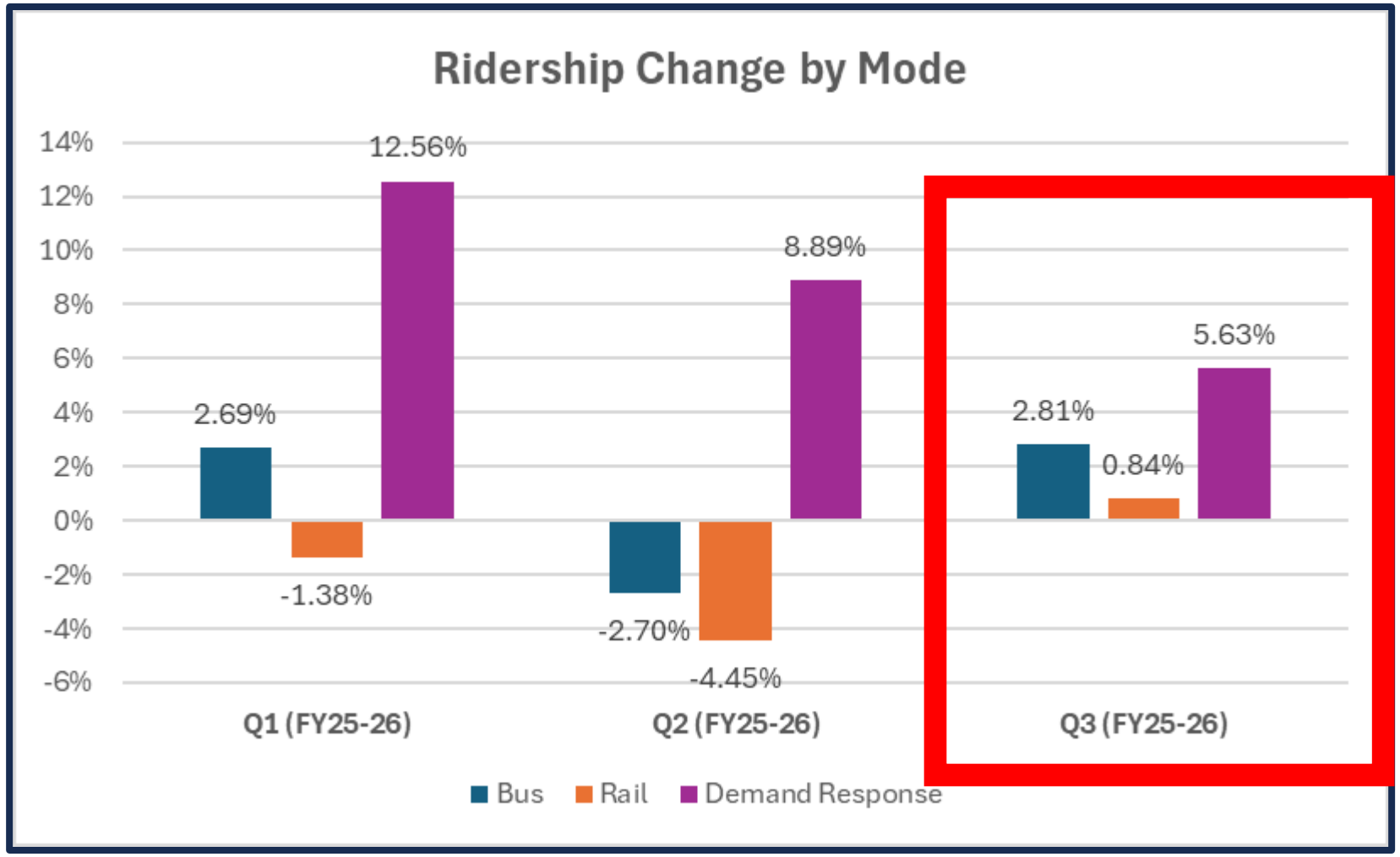

Overall Trends

- All modes showing year-over-year improvement in Q3

Total Ridership by Quarter, FY26 vs FY25

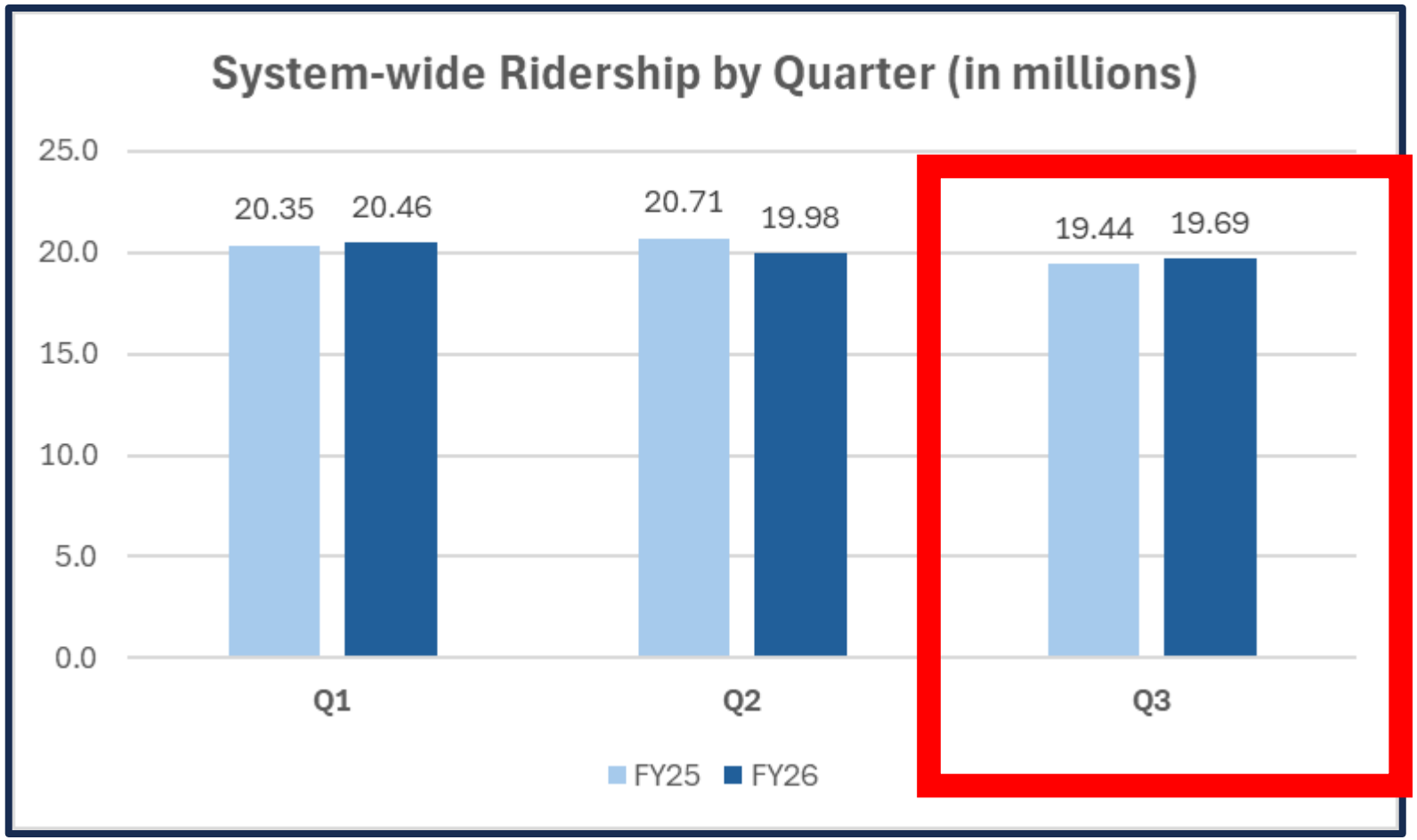

Overall Trends

- Q1: FY26 ridership slightly higher than FY25
- Q2: FY26 ridership slightly lower than FY25
- Q3: early indications of FY26 numbers reflect slight increase in ridership compared to FY25
- Ridership trend is fairly flat FY25 vs FY26

Ridership Summary

- Q1/Q2 (and particularly Q2) showed ridership declines from FY25 to FY26
- There were no clear trends regarding geographic areas or service types for ridership increases or decreases
- MTS tracking (and exceeding) national and regional trends
- Q3 (and March, in particular) are showing strong signs of continued recovery

Questions/Comments

Metropolitan Transit System

PUBLIC COMMENT
AI 16, 4/16/2026
No. in Queue:1

CALL – IN PUBLIC COMMENT

Blair Beekman, provided a public comment for agenda item #16. A paraphrased version of Beekman's statement will be reflected in the minutes.

PUBLIC SPEAKER DISCLAIMER

INSTRUCTIONS

This meeting is offered both in an in-person and virtual format. In-person speaker requests will be taken first. Speaking time will be limited to two minutes per person, unless specified by the Chairperson. Members of the public are permitted to make general public comments at the beginning of the agenda or make specific comments on any item in the agenda at the time the Board/Committee is considering the item during the meeting. Requests to speak will not be taken after the public comment period ends, unless under the Chair's discretion.

BOARD OF DIRECTORS MEETING

General Public Comment at the beginning of the agenda will be limited to five speakers with the standard two-minute limit, unless otherwise directed by the Chair. Additional speakers with general public comments will be heard at the end of the meeting.

MEETING RECORD

A paraphrased version of this comment will be included in the minutes. The full comment can be heard by reviewing the recording posted on the respective meeting website: https://www.sdmts.com/about/meetings-and-agendas.

Metropolitan Transit System

Agenda Item No. 17

MEETING OF THE SAN DIEGO METROPOLITAN TRANSIT SYSTEM
BOARD OF DIRECTORS

April 16, 2026

SUBJECT:

San Diego Metropolitan Transit System (MTS) Support Services Overview and Results (Amanda Denham)

INFORMATIONAL ONLY

Budget Impact

None with this item.

DISCUSSION:

MTS Support Services is comprised of Customer Service, MTS Information & Trip Planning, PRONTO Support Center, the Transit Store, Passenger Support, and the Ride Check program. Support Services strives to provide accurate, consistent, and timely information to riders by integrating the many tools available within the agency into one accessible department.

MTS staff will be providing an overview of the Support Services department, including data and service metric results.

/s/ Sharon Cooney
Sharon Cooney
Chief Executive Officer

Key Staff Contact: Julia Tuer, 619.557.4515, Julia.Tuer@sdmts.com

Metropolitan Transit System

MTS Support Services Overview and Results

Board of Directors

Overview of Support Services

We strive to provide customers with accurate, consistent, timely, and high-quality service levels to enhance their experience using MTS.

Support Services Departments

1. Customer Service
2. Information & Trip Planning
3. PRONTO Support Center
4. Transit Store
5. Passenger Support Representatives
6. Ride Check Program



MTS Customer Service

- Receives all MTS customer feedback for all MTS services, including contracted services, through the inbound call center, online feedback form, voicemails, emails, live chat, public comment, and social media
- Creates and processes an average of 1,000 customer cases per month using SAP's CRM
  - Cases are assigned to the correct department for investigation, then returned to Customer Service for a customer follow-up
  - Cases are closed within an average of less than seven business days

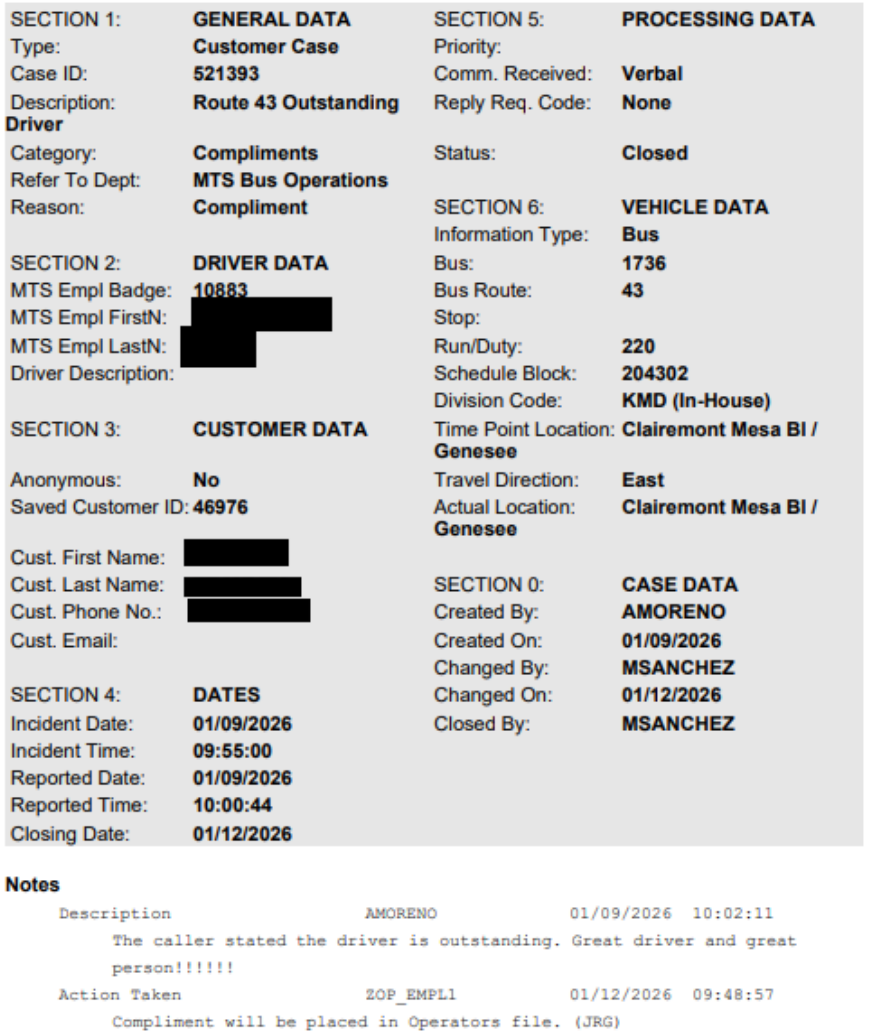

SECTION 1:	**GENERAL DATA**	SECTION 5:	**PROCESSING DATA**
Type:	**Customer Case**	Priority:	
Case ID:	**521393**	Comm. Received:	**Verbal**
Description:	**Route 43 Outstanding Driver**	Reply Req. Code:	**None**
Category:	**Compliments**	Status:	**Closed**
Refer To Dept:	**MTS Bus Operations**		
Reason:	**Compliment**	SECTION 6:	**VEHICLE DATA**
		Information Type:	**Bus**
SECTION 2:	**DRIVER DATA**	Bus:	**1736**
MTS Empl Badge:	**10883**	Bus Route:	**43**
MTS Empl FirstN:	[redacted]	Stop:	
MTS Empl LastN:	[redacted]	Run/Duty:	**220**
Driver Description:		Schedule Block:	**204302**
		Division Code:	**KMD (In-House)**
SECTION 3:	**CUSTOMER DATA**	Time Point Location:	**Clairemont Mesa Bl / Genesee**
Anonymous:	**No**	Travel Direction:	**East**
Saved Customer ID:	**46976**	Actual Location:	**Clairemont Mesa Bl / Genesee**
Cust. First Name:	[redacted]		
Cust. Last Name:	[redacted]	SECTION 0:	**CASE DATA**
Cust. Phone No.:	[redacted]	Created By:	**AMORENO**
Cust. Email:		Created On:	**01/09/2026**
		Changed By:	**MSANCHEZ**
SECTION 4:	**DATES**	Changed On:	**01/12/2026**
Incident Date:	**01/09/2026**	Closed By:	**MSANCHEZ**
Incident Time:	**09:55:00**		
Reported Date:	**01/09/2026**		
Reported Time:	**10:00:44**		
Closing Date:	**01/12/2026**		

Notes

Description	AMORENO	01/09/2026 10:02:11
The caller stated the driver is outstanding. Great driver and great person!!!!!!		
Action Taken	ZOP_EMPL1	01/12/2026 09:48:57
Compliment will be placed in Operators file. (JRG)		

MTS Customer Service

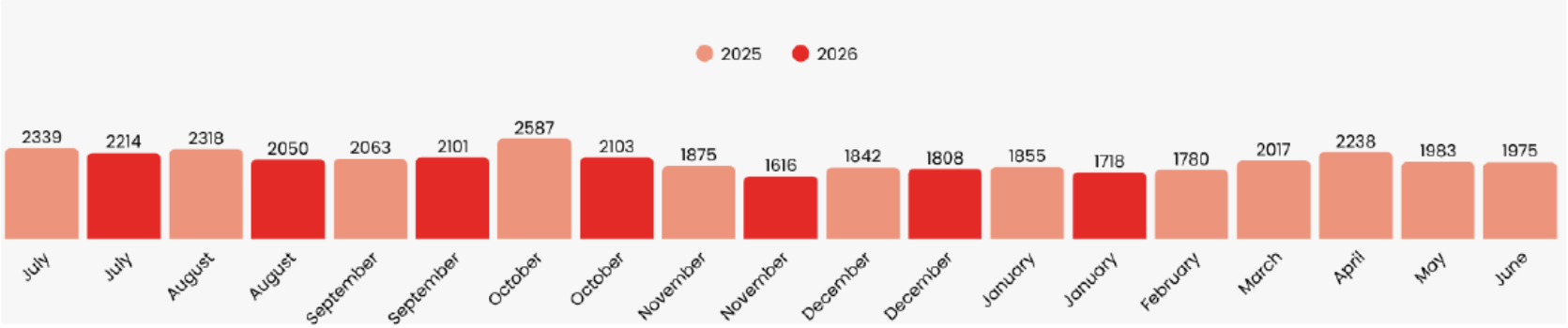

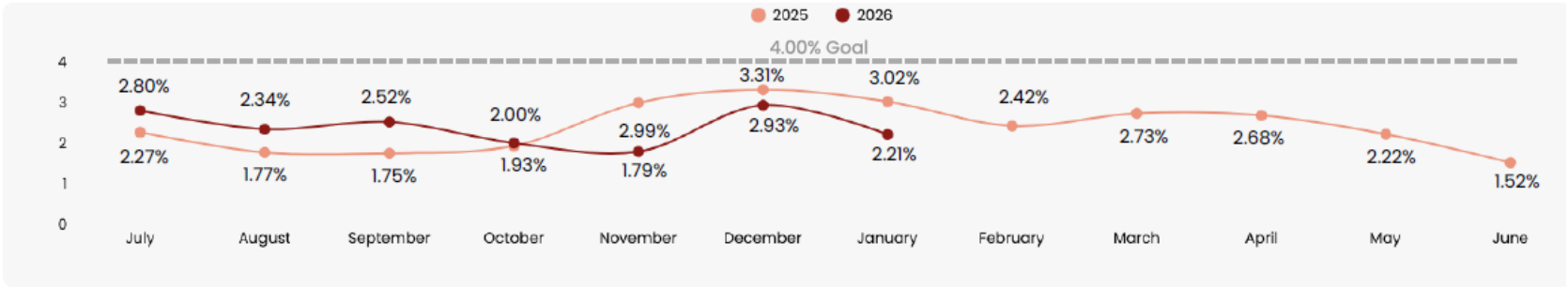

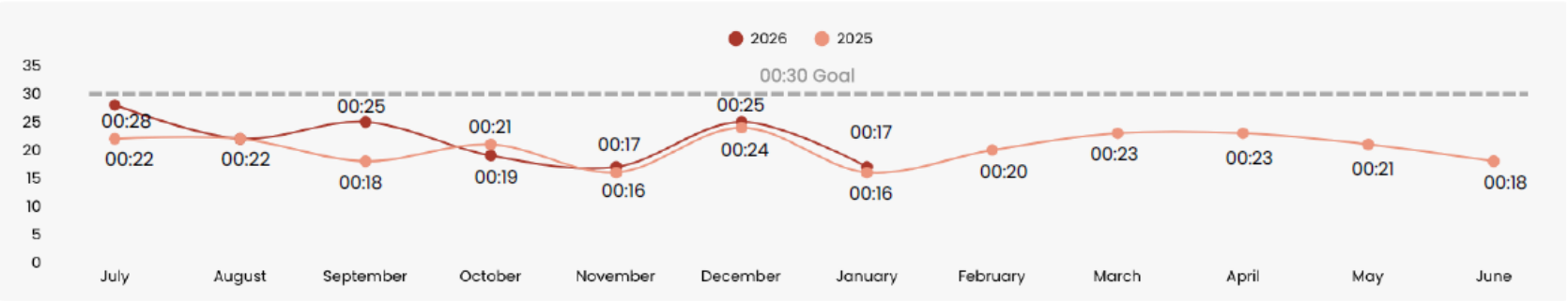

- Receives an average of 2,000 calls per month
- Average wait time is seventeen (17) seconds
- Average call abandonment rate is less than 2.5%

MTS Information & Trip Planning

A team of ATU Office Employees provides:

- Personalized trip planning assistance for all MTS modes
- Customer lost and found support
- Detours/real-time vehicle information
  - Collaborate with MTS Marketing and Operations teams to update Alerts/Detours on website/mobile apps
- Overall system information such as fares, certification processes, and special event information

MTS Information & Trip Planning

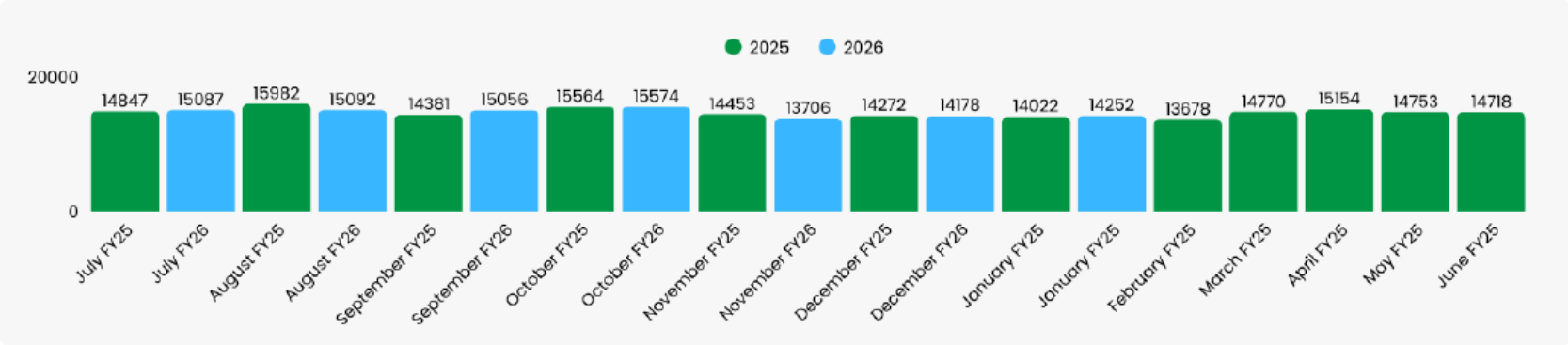

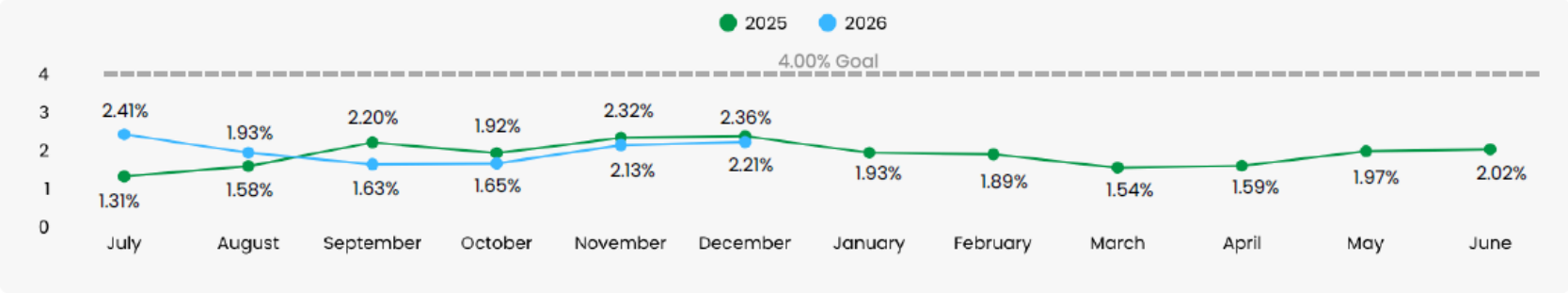

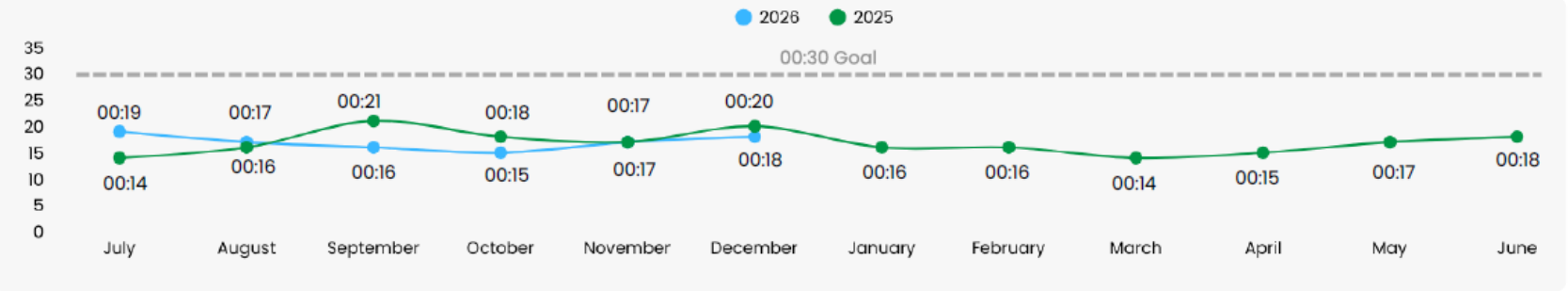

- Receives an average of nearly 15,000 calls per month
- Average wait time is seventeen (17) seconds
- Average call abandonment is 1.9%

PRONTO Support Center

A team of FT and PT Management employees provides:

- Inbound call center support for the region's fare collection system
  - Account registrations, reloads, card replacements, troubleshooting, etc.
- Support for the Youth/SDM account conversion
- PRONTO case management (average 3,200 cases per month)
- Online order fulfillment (685 orders per month)
- PRONTO Partners and Partners+ institutional account management support for nearly150 accounts

PRONTO Support Center

- Receives an average of 8,000 calls per month
- Average wait time is under one minute
- Average call abandonment is less than 4%

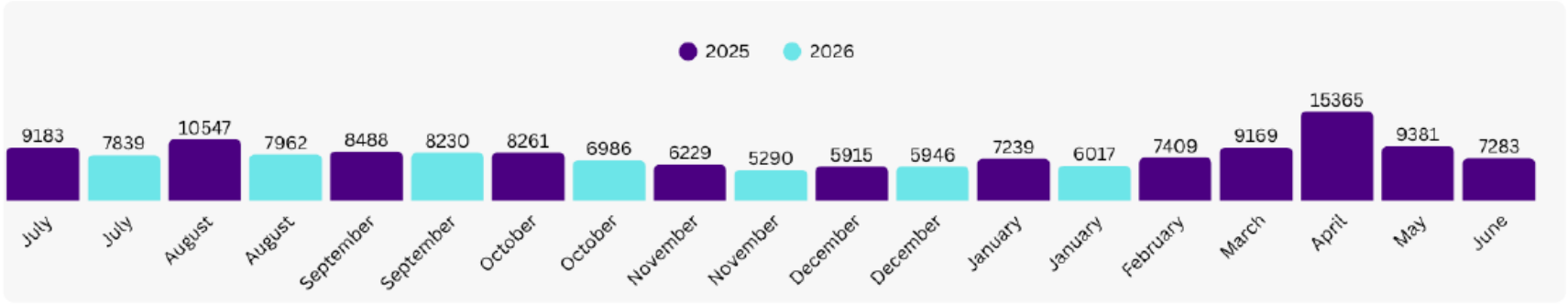

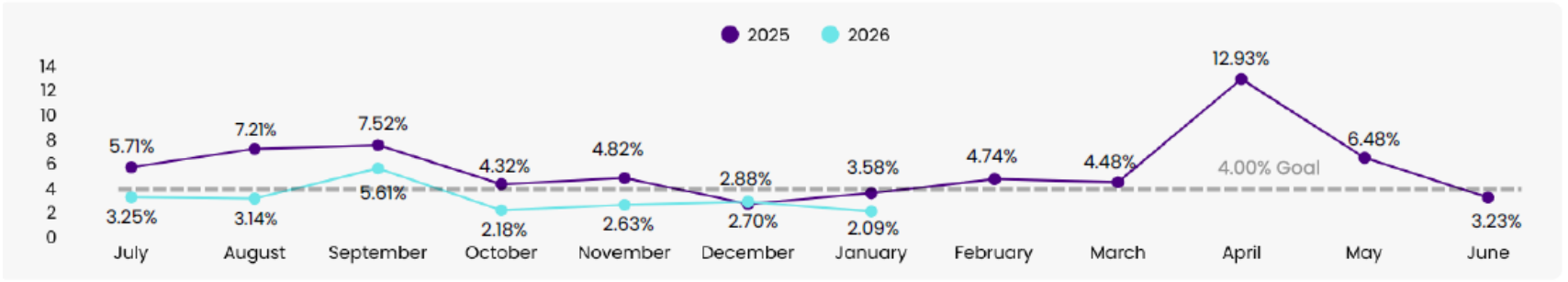

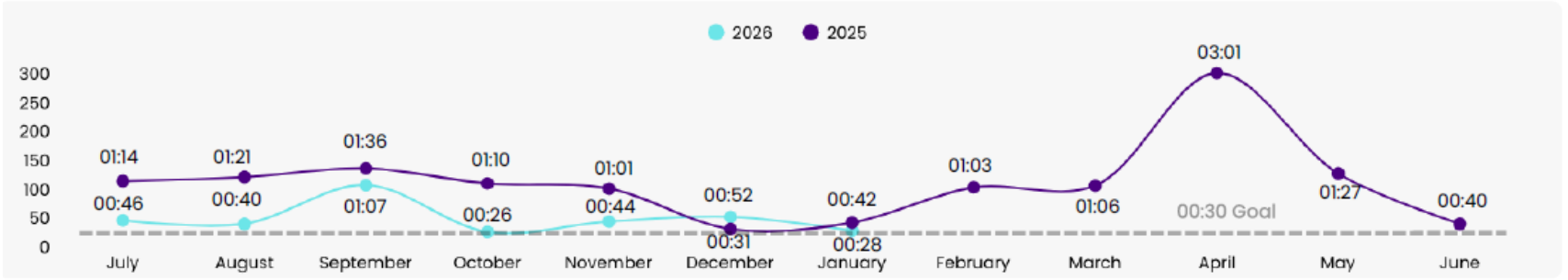

MTS Transit Store

A team of ATU Office Employees provides:

- In-person support for PRONTO card/pass purchases, including photo PRONTO cards and reduced fare eligibility verification
- Lost and found pick-up for MTS Bus and Trolley
- Organizational support for day-pass purchases
- Retail merchandise sales
- Fare diversion program and payment location
- System maps and timetables



Passenger Support Team

A team of part-time Management employees provides:

- In-person rider assistance at stations and transit centers throughout the system with fare payment, system navigation, and detour information
- Daily presence at the busiest stations, especially during peak reload times
- Special event support for events throughout the county (Petco Park, Snapdragon Stadium, Comic Con, Oktoberfest, etc.), including support in Central Control for station announcements and VMS sign messaging updates in real-time

Passenger Support Team











Ride Check Program

- A team of part-time Management employees, ‘secret shoppers’ who discretely observe the system by riding and reporting their observations using an electronic template
- Performs a variety of directed and random rides each month for both in-house and contracted bus operators
- Provide candid observations from the rider’s perspective regarding strengths and opportunities for each trip
- Rides are reviewed and distributed by a member of the Customer Service team for operational review and appropriate actions

Data Driven Collaboration

- Support Services Analyst prepares dynamic reports and interactive dashboards on a weekly and monthly basis for all areas of Support Services to make strategic decisions (call trends, customer feedback trends, sales data trends, etc.)
- CRM data plays a strong role in the development of annual bus operator training course
- Data from CRM is directly incorporated into the agency's KPI-05 to measure passenger complaints per 100,000 riders
- Cross-departmental working group meets bi-monthly to review the data - identify trends (locations, operators, reason codes, etc.).

PASSED UP MAPS

Refer To Code: All

Fiscal Year, Month: Multiple selections

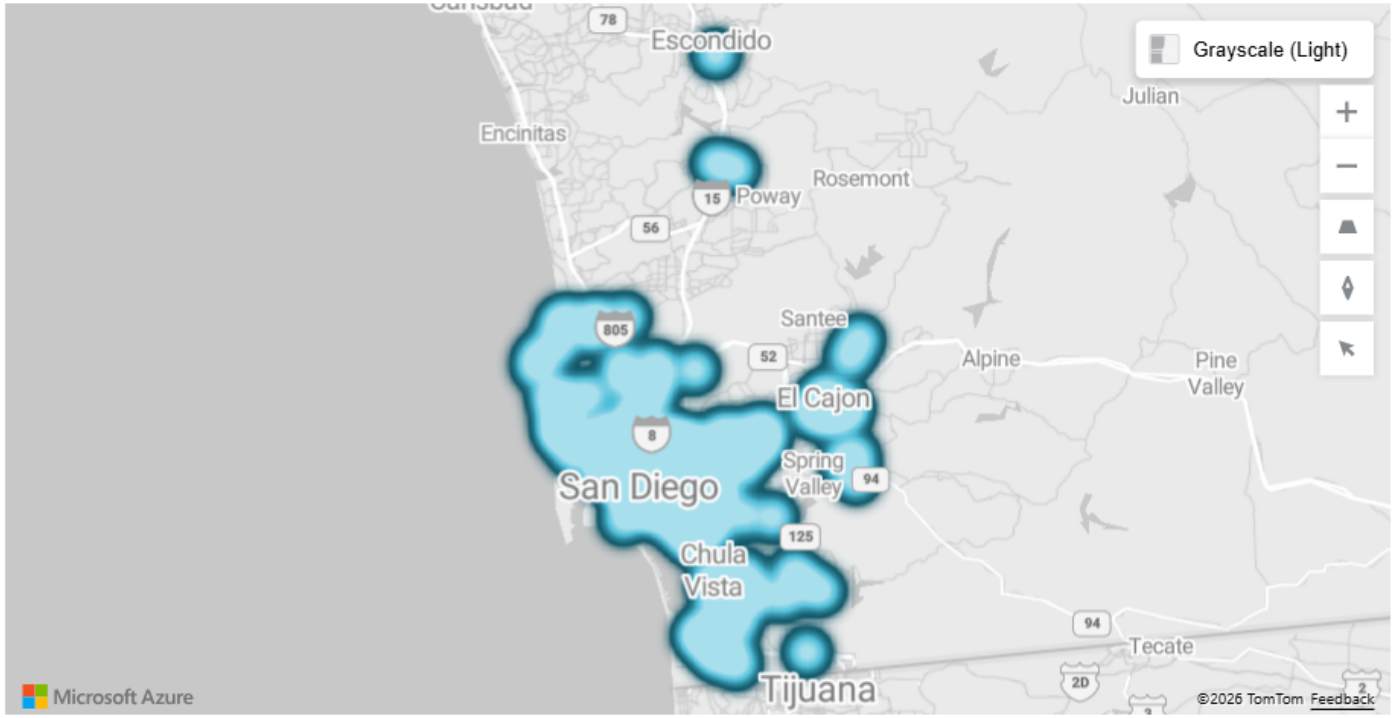

Time Point Location	Count of Case ID
Santa Fe Depot	**8**
Broadway / Kettner	3
Santa Fe Depot Transit Center	2
Broadway / 1st Av	1
SAN TA FE DEPOT TEMPORARY BUS STOP	1
SANTA FE DEPOT	1
Broadway / 3rd Ave	**6**
Euclid Ave Station	**5**
Euclid Ave Station	2
Euclid Ave / Hilltop Dr	1
Euclid Ave / Unity Place Drwy	1
Market St / 16th St	1
Park Bl / University Ave	**5**
Broadway / 5th Ave	**4**
Broadway / 13th St	**3**
Total	**181**

Case ID	Incident Date	Incident Time	Refer To Code	Bus Route	Driver Name	Case Description	Stop ID	Location	Time Point L
511757	9/12/2025	2:05:00 PM	South Bay Division	929	ORTEGA,JOSHUA MISAEL	ROUTE 929 PASSED UP 10TH AV / F ST	22713	10th Ave / F St	10th Av / F S
520321	12/24/2025	12:00:00 AM	MTS Bus Operations	20	ASTORGA,FERNANDO	ROUTE 20 PASS UP	0	10th Ave / Broadway	10th Ave / B
512550	9/22/2025	11:20:00 AM	South Bay Division	5	ORTIZ,ROSARIO	ROUTE 5 PASS UP 10TH AV / F ST 12048	22713	10th Ave / F St	10th Ave / B
512502	9/22/2025	6:55:00 AM	Rapid	215	BAILEY,FRED	ROUTE 215 LEFT PASSENGER 11TH AV / BROADWAY	23197	11th Ave / Broadway	11th Av / Br
513768	10/6/2025	6:56:00 AM	Rapid	215	BAILEY,FRED	ROUTE 215 TOOK OFF CITY COLLEGE	0	11th Ave / Broadway	11th Ave / B
520010	12/19/2025	12:00:00 AM	MTS Bus Operations	7	HARRIS,BRYAN	ROUTE 7 PASS UP 11TH AV / C ST 99343	25645	11th Av / C St	11th Ave / B
514099	10/8/2025	3:30:00 PM	South Bay Division	929		ROUTE 929 PASS UP	41667	12th / Imperial Transit Center	12th / Imper
520465	12/20/2025	12:00:00 AM	South Bay Division	929		ROUTE 929 PASSED UP 12TH / IMPERIAL TRANSIT	25199	12th / Imperial Transit Center	12th / Imper

Reason: All | Refer To Code: MTS Bus Operations | Fiscal Year, Month: Multiple selections

Count of Case ID by Reason

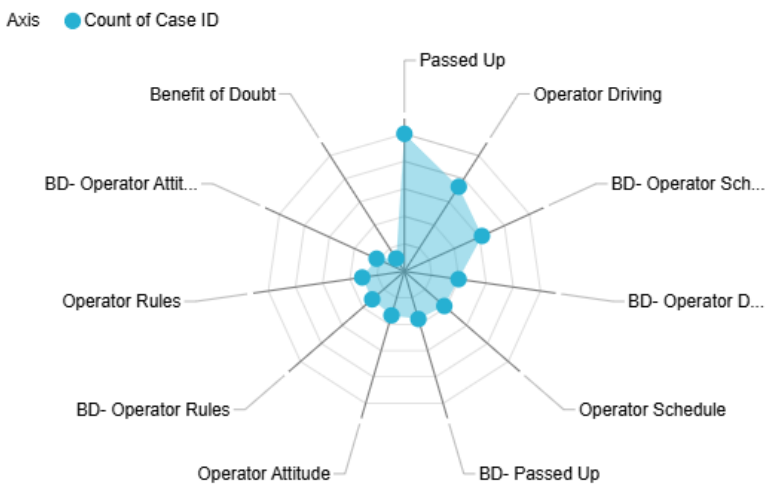

Word Cloud by Reason



Case ID	Incident Date	Incident Time	Reason	Bus Route
511765	9/12/2025	3:33:00 PM	Operator Driving	7
480870	8/16/2024	3:55:00 PM	Operator Rules	7
519826	12/17/2025	12:00:00 AM	Operator Attitude	13
509905	8/22/2025	11:45:00 AM	Operator Driving	30
497112	3/13/2025	10:07:34 PM	Operator Schedule	11
519002	12/6/2025	12:00:00 AM	Passed Up	30
487470	11/4/2024	4:22:00 AM	Operator Rules	4
515558	10/24/2025	5:06:00 PM	BD- Operator Schedule	120
491553	12/30/2024	9:32:00 AM	Operator Rules	12
481636	8/27/2024	3:58:00 PM	Passed Up	6
501995	5/14/2025	4:32:00 PM	Passed Up	13
487619	11/6/2024	7:55:00 AM	BD- Operator Schedule	105
515740	10/23/2025	5:10:00 PM	Operator Driving	237

Count of Case ID by Reason

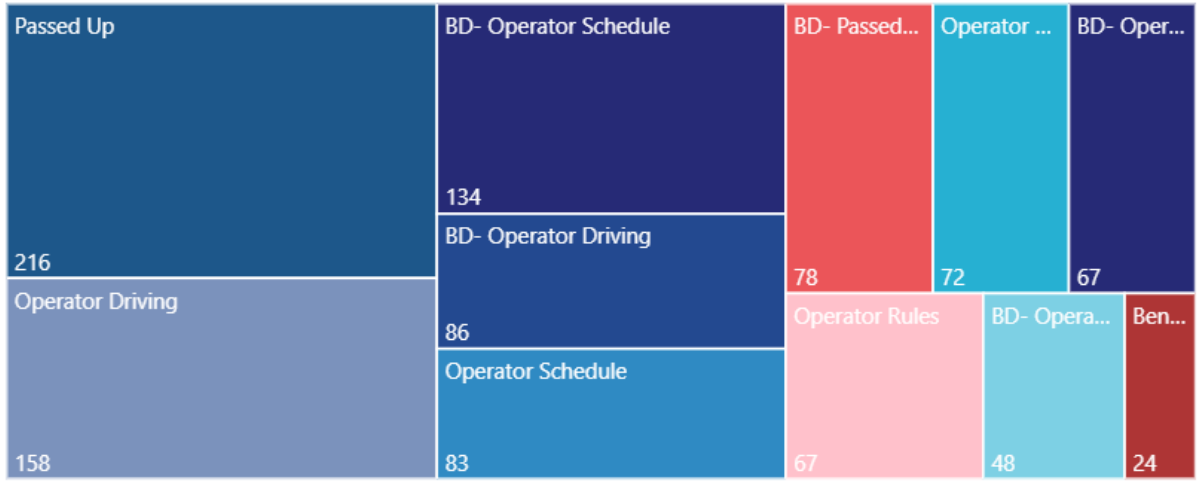

System Wide Collaboration

- Support Services works closely with all areas of MTS to ensure the customer experience is an integral part of how decisions are made
  - Trolley and Fare Systems teams for special event staffing
  - Marketing for outreach/promotional events/campaigns
  - Security/Legal for records requests, suspect tracking
  - Bus Operations/Maintenance for Ride Checks, detours, feedback
  - Finance for PRONTO and Transit Store
  - IT for system integrations and maintenance
  - Planning for schedule/routing feedback



2025 KPI SUMMARY

305,939
Total Call Volume

3.49%
Average Abandonment

00:00:41
Average Queue Time

11,489
Total CRM Cases

$1,987,937.33
Transit Store Sales

8,606
Lost Items

234
Passenger Support Team Events

662
Ride Checks

Dedicated Team

- The Support Services team has a passion for the MTS mission and seeks to be a resource for customers and the Agency.
  - Over **550 YEARS** of experience at MTS among current team
  - Team members have been promoted into nearly every department of MTS- Trolley, Bus Operations, Contract Services, Security, Finance







Customer Experience Focused

I wanted to let you know how helpful every agent I spoke with during my week in San Diego (3/7-14) AND before I got there was, making my travel in your city very easy and affordable. I did make use of the trip planner part of the app, but also got guidance from your staff just to make sure I routed myself in the most efficient way. The bus and trolley drivers were also very friendly and helpful to this nervous traveler who is not used to public transportation! Thanks for providing a wonderful service.

We're here to help!

Info, Trip Plans, Lost & Found
Call: 619-233-3004
(M-F 5:30am-8:30pm, Sat-Sun 7am-7pm)
Visit: sdmts.com
Real Time Arrivals: OneBusAway App

PRONTO Support Center
Call: 619-595-5636
(M-F 7am-7pm, Sat 10am-2pm)
Visit: RidePRONTO.com
PRONTO App: Apple Store or Google Play

MTS Security - 24/7
Call or Text: 619-595-4960

Customer Service
Call: 619-557-4555 (M-F 8am-5pm)
Email: customerfeedback@sdmts.com

Notes _____

@sdmts

¡Estamos aquí para ayudar!

Info de Rutas y Planeación de Viaje
Llame: 619-233-3004
(L-V 5:30am-8:30pm, S-D 7am-7pm)
Visite: sdmts.com
Horarios de próxima: OneBusAway App

Asistencia PRONTO
Llame: 619-595-5636
(L-V 7am-7pm, Sab 10am-2pm)
Visite: RidePRONTO.com
PRONTO App: Apple Store o Google Play

Seguridad de MTS - 24/7
Llame o Texto: 619-595-4960

Servicio al Cliente
Llame: 619-557-4555 (L-V 8am-5pm)
Correo electrónico:
customerfeedback@sdmts.com

Notas _____

Questions/Comments

Metropolitan Transit System

PUBLIC COMMENT
AI 17, 4/16/2026
No. in Queue:1

CALL – IN PUBLIC COMMENT

Blair Beekman, provided a public comment for agenda item #17. A paraphrased version of Beekman's statement will be reflected in the minutes.

PUBLIC SPEAKER DISCLAIMER

INSTRUCTIONS

This meeting is offered both in an in-person and virtual format. In-person speaker requests will be taken first. Speaking time will be limited to two minutes per person, unless specified by the Chairperson. Members of the public are permitted to make general public comments at the beginning of the agenda or make specific comments on any item in the agenda at the time the Board/Committee is considering the item during the meeting. Requests to speak will not be taken after the public comment period ends, unless under the Chair's discretion.

BOARD OF DIRECTORS MEETING

General Public Comment at the beginning of the agenda will be limited to five speakers with the standard two-minute limit, unless otherwise directed by the Chair. Additional speakers with general public comments will be heard at the end of the meeting.

MEETING RECORD

A paraphrased version of this comment will be included in the minutes. The full comment can be heard by reviewing the recording posted on the respective meeting website: https://www.sdmts.com/about/meetings-and-agendas.