



1255 Imperial Avenue, Suite 1000
San Diego, CA 92101-7490
(619) 231-1466 • FAX (619) 234-3407

Agenda

MEETING OF THE SAN DIEGO METROPOLITAN TRANSIT SYSTEM ACCESSIBLE SERVICES ADVISORY COMMITTEE

Thursday, September 20, 2018
1:00 p.m. – 2:30 p.m.

James R. Mills Building
Board Meeting Room, 10th Floor
1255 Imperial Avenue, San Diego

To request the agenda in an alternative format or request accommodations to facilitate meeting participation, please contact Vassilena Lerinska (619.595.7038) at least five (5) working days prior to the meeting. Assistive Listening Devices (ALDs) are available from the Clerk of the Committee prior to the meeting and are to be returned at the end of the meeting.

<u>Item</u>	<u>Recommended Action</u>
1. <u>Pledge of Allegiance</u>	
2. <u>Roll Call</u>	
3. <u>Approve June 14, 2018 Meeting Minutes</u>	Approve
4. <u>Public Comment</u> ➤ <i>Public comments are limited to 3 minutes per person. Speaker slips must be completed and turned in prior to start of meeting.</i>	Informational
5. <u>Member Comment</u>	Informational

6. [Fare Study Update \(Sharon Cooney\)](#) Informational
- Receive an updated report on the Fare Study
7. [Taxi Pilot Program Update \(Jay Washburn\)](#) Informational
- Receive a report on the taxi pilot program progress
8. [Medi-Cal Update \(Jay Washburn\)](#) Informational
- Receive an update on the progress of the Transit Training program
9. [Discussion Oral Statistical Report \(Jay Washburn\)](#) Discussion
- Discuss changing the process of how operation reports are received.
10. [ADA Paratransit Reports](#) Informational
- [Operators](#)
 - [MTS Access \(DeRees Clark\)](#)
 - [Certification](#)
 - [MTM \(Caroline Margulis\)](#)
11. [Fixed-Route Reports](#) Informational
- [Operators](#)
 - [MTS Bus \(Belinda Fragger\)](#)
 - [MTS Contract Services, Transdev \(Bill Lewis\)](#)
 - [San Diego Trolley, Inc. \(Tom Doogan\)](#)
12. Next Meeting Date: **December 13, 2018 at 1:00pm**
13. [Adjournment](#)

VLERINSKA
AGN- 20-September-18
September 13, 2018 Mail Out

MTS ACCESSIBLE SERVICES ADVISORY COMMITTEE
MEETING MINUTES
Thursday, June 14, 2018
1:00 p.m. – 2:30 p.m.

James R. Mills Building
Board Meeting Room, 10th Floor
1255 Imperial Avenue, San Diego CA 92101

[Clerk's note: Except where noted, public, staff and board member comments are paraphrased].

1. Roll Call

Chairwoman Bragg called the meeting to order at 1:01 p.m. A roll call sheet listing the committee members in attendance is included (see Attachment A).

2. Pledge of Allegiance

Members of the committee and members of the public were given the option to participate in the Pledge of Allegiance.

3. Approval of Minutes

Chairwoman Bragg entertained a motion to approve the March 8th, 2018 meeting minutes.

Mr. Tom Doogan moved to approve the minutes. Ms. Monica Aguirre seconded the motion, and the vote was 12 to 0 in favor with Mr. Albarran, Mr. Lewis, Mr. Willis, and Mr. Rivas absent.

4. Public Comment

Pat McIntosh – Mr. McIntosh said that no one seems to know what is going on with the construction at the Old Town Trolley Station. He also noted that there is lack of transit security at the trolley station and has seen a number of riders being harassed. He asked that at SDSU Trolley station, there shouldn't be manual passenger counters. He also asked that announcements be made on the trolley when it pulls into a station of which buses you can transfer to.

Kristen Zimmerman/Stephanie Fields – Ms. Zimmerman spoke on behalf of Ms. Stephanie Fields. Ms. Fields commented on the trips she took on MTS Access on 2/26/2018. She noted that the trip took 2 hours and by the time she arrived to the location, she had to return home. Ms. Zimmerman also noted that Ms. Fields was approved for only one year even though her condition wouldn't improve. Chairwoman Bragg asked Mr. Washburn to follow up with Ms. Fields.

Ms. Zimmerman commented on another MTS Access client's eligibility. She explained that the clients shouldn't have received conditional eligibility given the disability.

Deb McKissick – Ms. McKissick commented on the length of her mother's trips. She explained that she lives 2 miles away and takes an hour and a half to get home on

Access. Chairwoman Bragg asked Mr. Washburn to contact her to discuss her mother's trip.

5. Member Comment

Ms. Marshall noted she has also heard comments regarding length of time for MTS Access trips. She asked if we can look at data regarding trips times and see if there is a pattern.

Chairwoman Bragg asked Mr. Washburn to address Ms. Marshall's comment during item 8.

6. Fare Study Report (Sharon Cooney)

Ms. Sharon Cooney, MTS Chief of Staff, provided a report on the fare study being conducted between MTS, SANDAG, and NCTD. She noted the last time a fare study was done was in 2009. Ms. Cooney noted that MTS is currently in the process of procuring a new fare system. She explained the goals of the new fare system are to make it simpler, combine discounted fares into one and keep the process as simple as possible for the riders. She noted that the public will have a chance to provide input later on in the year and that any changes will have to be approved by the SANDAG, MTS and NCTD boards. Ms. Cooney went over some of the potential changes. Ms. Cooney then went over changes being contemplated for implementation after the new fare system is in place.

Ms. Ceballos asked if UCSD has already implemented passes for the trolley. Ms. Cooney explained that all students have access to the buses and trolleys based on their enrollment at the school.

Ms. Cooney noted she would return to ASAC for public outreach.

7. Transit Training Update (Callie Johnson)

Ms. Callie Johnson, MTM Project Manager, provided an update on the transit training program. She went over the 3 tiers of the program. Tier one is Transit Orientation, tier 2 is familiarization and tier 3 is one-to-one training. Ms. Johnson noted there have been 4 trainings conducted thus far. She then went over sample activities, discussions and what happens during training. Ms. Johnson noted that we are looking to conduct future trainings and asked the committee to take instructor application packets for anyone that would be interested.

Mr. Washburn noted that the key to this program being successful is partnerships with agencies and the community. He explained MTS does not have the resources to be able to hold and teach all of the classes. He explained that very few agencies have showed interest in holding or taking part in trainings.

Ms. Zimmerman asked if participants go through an entire day of training. Ms. Johnson responded by saying that trainers go through an entire day of training and can then tailor the training to their trainees.

Mr. McIntosh commented on a program that OCTA does regarding service animals. He said that riders are able to bring their service animals on the transit system so that they can familiarize them with the system. Mr. Washburn noted that MTS has a similar program.

8. MTS Access Taxi Pilot Program (Jay Washburn)

Mr. Washburn provided an overview on the taxi pilot program. He explained that letters regarding the program were sent to over 6,000 active clients. He explained the program is starting July 1st, 2018 in partnership with Yellow Cab and that only ambulatory clients would be sent taxis. He explained that all reservations will still go through First Transit. The scheduling software will then analyze the trips and determine which mode of transit will work best for that trip.

Chairwoman Bragg expressed her support for the program. She also noted there would be a survey provided for client experience. She asked Mr. Washburn about the cost for taxi. He responded by saying that single rider trips that are most inefficient would save the most money. He explained that we may be looking at a 40% saving per trip. Chairwoman Bragg asked what the cost to the rider would be. He responded by saying there would be no additional cost to clients. Clients would still pay the \$4.50 per trip. Ms. Fragger asked if this would be a shared ride service. Mr. Washburn responded by saying no. Chairwoman Bragg asked about the notification to a user. He responded by saying that Yellow Cab has a similar notification software to First Transit that would let clients know a taxi is on the way.

Mr. Ceballos asked if the program would become permanent after the pilot and if wheelchair users would be able to use the taxis. Mr. Washburn responded by saying that there are no accessible taxis in San Diego currently. He also said that it is too early to tell what will happen after the pilot program but that MTS will be analyzing the data on a monthly basis.

Chairwoman Bragg stressed that client feedback is necessary to make the program successful.

Chairwoman Bragg moved up item 10 next.

9. Appointment Based Scheduling (Jay Washburn)

Mr. Washburn provided an update on appointment based scheduling. He noted that around 10% of clients are using appointment based scheduling and that it is successful thus far.

Mr. Washburn also addressed Ms. Marshall and explained that MTS is aware of excessive on-board time and is working with First Transit to improve those times. Ms. Marshall said that she has had several clients who have made comments about long ride times. Mr. Washburn noted that clients are not able to stipulate a pick up and drop off time. He explained that if someone has an appointment, the client should book the trip based on appointment time to make sure they arrive on time. Ms. Marshall asked if a cheat sheet could be created for clients booking trips. Ms. Rucker that most people are not sure how the booking process works for appointment based scheduling. Ms. Porcella asked if clients are asked which way they would like to book their ride when they call

reservations. Mr. Washburn responded by saying yes and that MTS is closely monitoring the stats. Ms. Marshall asked if notifications are being sent to social service agencies and schools. Mr. Washburn responded by saying that large groups get mailed the letters. Mr. Ceballos noted that he has also received calls from clients about excessive ride times. He asked if subscriptions are set for 3 years. Mr. Washburn responded by saying that most certifications are set for 3 years but some clients have a shorter certification. Ms. McKissick asked if she sets an appointment drop off by 2:30pm for her mother, if that would mean she would be picked up by 2:00pm. Mr. Washburn responded by saying that she may be picked up earlier than 2:00 and that that depends on a comparable ride on fixed routes. Ms. McKissick asked for data in regards to subscriptions to the Neighborhood House. Ms. Leslie explained that Mr. Washburn would be able to provide a broad overview but if there was specific data requested, that may have to go through a public record act request (PRA). Ms. McKissick asked for information on how to file a PRA.

Mr. Malone asked if MTS would open more routes near the Sophie Center. Mr. Washburn responded by saying that MTS Access will go anywhere within $\frac{3}{4}$ of a mile of a fixed route bus or trolley.

Ms. McKissick asked what the process is for a medical emergency on a bus. Mr. Washburn explained that the driver will contact dispatch who will contact 911. She asked if there is an AED on the bus. Mr. Washburn said no. Mr. Villegas noted that drivers are not CPR trained.

Ms. Fragger suggested ongoing training to reservations for appointment based scheduling. Mr. Washburn explained that First Transit is continuing training for reservation agents.

Ms. Zimmerman noted that she has been told that there is a yearlong wait list to get a subscription. She asked if appointment based scheduling would change that wait time. Mr. Washburn explained that subscriptions are different from appointment based scheduling. Ms. Zimmerman asked about translation services for those clients who speak a language other than English or Spanish who need to book a ride. Mr. Washburn responded by saying that there are translation services. Mr. Malone explained SDRC doesn't have issues with booking rides.

Ms. Zimmerman and Ms. McKissick asked why the drivers are not CPR trained. Mr. Washburn responded by saying that it is not a requirement but he would look into it.

Due to time constraints, Chairwoman Bragg tabled items 11 and 12 for the meeting on September 20, 2018.

10. Medi-Cal Notification (Jay Washburn)

Mr. Washburn provided an overview on the Medi-Cal transportation changes from July, 2017. He explained that Managed Care Programs (MCP) are now responsible for providing Medi-Cal clients with transportation to Medi-Cal eligible trips. He noted that many clients are not aware of this benefit. He explained that 40% of the MTS Access ridership is Medi-Cal eligible.

Ms. Marshall asked if providers have a plan on how to provide these services. Mr. Washburn explained that each provider has their own plan.

11. ADA Paratransit Reports – Informational Item

MTS Access – Moved to September ASAC Meeting.

MTM – Moved to September ASAC Meeting.

12. Fixed-Route Reports - Informational Item

MTS Bus – Moved to September ASAC Meeting.

MTS Contract Services (Transdev) –

San Diego Trolley, Inc. – Moved to September ASAC Meeting.

13. Adjourn

Chairwoman Bragg adjourned the meeting at 2:46pm.

Attachments:

- A. Roll Call Sheet
- B. MTS ADA Paratransit Report
- C. MTM Certification Report
- D. MTS Bus
- E. MTS Contract Services
- F. MTS San Diego Trolley, Inc.

/s/ Lorie Bragg

Chairperson

Filed by:

Approved as to form:

/s/ Vassilena Lerinska

Clerk of ASAC

/s/ Jay Washburn

Manager of Paratransit and Minibus

SAN DIEGO METROPOLITAN TRANSIT SYSTEM
ACCESSIBLE SERVICES ADVISORY COMMITTEE (ASAC) MEETING
ROLL CALL

MEETING OF (DATE): 6.14.18

CALL TO ORDER (TIME): 1:01pm

ADJOURN (TIME): 2:46pm

COMMITTEE MEMBER	(Alternate)	ORGANIZATION	PRESENT (TIME ARRIVED)	ABSENT (TIME LEFT)
Lorie Bragg	<input checked="" type="checkbox"/>	ASAC Chairwoman	1:01pm	2:46pm
Amy Kalivas	<input type="checkbox"/> Ruben Ceballos <input checked="" type="checkbox"/>	Access to Independence	1:01pm	2:46pm
Arun Prem	<input type="checkbox"/> Jonathan Albarran <input type="checkbox"/>	FACT (CTSA)		
Debbie Marshall	<input checked="" type="checkbox"/>	State Council on Developmental Disabilities	1:01pm	2:46pm
Bill Lewis	<input type="checkbox"/> Rene Alvarez <input type="checkbox"/>	Transdev - Contracted Bus Routes		
Callie Johnson	<input checked="" type="checkbox"/> Caroline Margulis <input type="checkbox"/>	MTM, Inc	1:01pm	2:46pm
Anthony Ferguson	<input type="checkbox"/> Jorge Malone <input checked="" type="checkbox"/>	San Diego Regional Center	1:01pm	2:46pm
Monica Aguirre	<input checked="" type="checkbox"/> Rebbie Radtke <input type="checkbox"/>	San Diego Center for the Blind	1:01pm	2:34pm
DeRees Clark	<input type="checkbox"/> Rafael Villegas <input checked="" type="checkbox"/>	First Transit, Inc. (MTS Access)	1:01pm	2:46pm
Audrey Porcella	<input checked="" type="checkbox"/> Brian Lane <input type="checkbox"/>	SANDAG	1:01pm	2:46pm
Floyd Willis	<input type="checkbox"/>	County of San Diego AIS		
Annie Gottwig	<input checked="" type="checkbox"/>	Caltrans	1:01pm	2:46pm
Kim Rucker	<input checked="" type="checkbox"/> Tanya Azevedo <input type="checkbox"/>	Paratransit Consumer	1:01pm	2:46pm
Jorge Rivas	<input type="checkbox"/> Lynn Parrish <input type="checkbox"/>	Fixed Route Consumer		
Tom Doogan	<input checked="" type="checkbox"/>	MTS Trolley	1:01pm	2:46pm
Belinda Fragger	<input checked="" type="checkbox"/>	MTS Bus	1:01pm	2:46pm
Vacant	<input type="checkbox"/>	Deaf Community Services		
Betsy Knight	<input checked="" type="checkbox"/> Mary Benson <input type="checkbox"/>	Count of San Diego Behavioral Health Services	1:01pm	2:46pm
Vassy Lerinska	<input checked="" type="checkbox"/> non-voting	MTS Contracted Services	1:01pm	2:46pm
Jay Washburn	<input checked="" type="checkbox"/> non-voting	MTS Contracted Services	1:01pm	2:46pm
Samantha Leslie	<input checked="" type="checkbox"/> non-voting	MTS Legal	1:01pm	2:32pm

CLERK OF ASAC:

PARATRANSIT AND MINIBUS MANAGER:

Regional Fare Study

ASAC

September 20, 2018



AGENDA

- Fare Study Goals
- Catalog of Fares
- Next Steps



Direct Goals

- Simplify fare structure
- Revenue neutral or positive
- Minimize ridership loss

Indirect Goals

- Reduce capital costs of Next Fare System
- Future fare policies, e.g. Fare Capping, will require a subsequent fare study

Methodology

- Tested multiple fare alternatives
- Tested varied scenarios and packages
- Gathered board feedback in March
- Consolidated packages into one catalog



Current Fare Catalog

Fare Products Catalog	One-Way Cash		Day Passes						30-Day/Monthly		
Mode	Adult / Youth	SDM	1-Day	1-Day SDM	2-Day	3-Day	4-Day	14-Day	Adult	Youth	SDM
MTS Trolley	\$ 2.50	\$ 1.25	\$ 5.00		\$9.00	\$12.00	\$15.00	\$43.00	\$ 72.00	\$36.00	\$ 18.00
MTS Bus	\$ 2.25	\$ 1.10	\$ 5.00		\$9.00	\$12.00	\$15.00	\$43.00	\$ 72.00	\$36.00	\$ 18.00
MTS Rapid (215)	\$ 2.25	\$ 1.10	\$ 5.00		\$9.00	\$12.00	\$15.00	\$43.00	\$ 72.00	\$36.00	\$ 18.00
MTS Rapid (225,235,237)	\$ 2.50	\$ 1.25	\$ 5.00		\$9.00	\$12.00	\$15.00	\$43.00	\$ 72.00	\$36.00	\$ 18.00
MTS Exspress (20,50,60,110,150,870,950)	\$ 2.50	\$ 1.25	\$ 5.00		\$9.00	\$12.00	\$15.00	\$43.00	\$ 72.00	\$36.00	\$ 18.00
MTS Rapid Express/Premium (280/290)	\$ 5.00	\$ 2.50	\$12.00					\$60.00	\$100.00	\$50.00	\$ 25.00
MTS Rural (888, 891,892,894) Zone 1	\$5.00	\$2.50									
MTS Rural (888, 891,892,894) Zone 2	\$ 10.00	\$ 5.00									
MTS Access One-Way Paratransit	\$ 4.50										
NCTD Sprinter	\$ 2.00	\$ 1.00	\$ 5.00	\$ 2.25	\$ 9.00	\$ 12.00	\$15.00	\$43.00	\$ 59.00	\$36.00	\$ 18.00
NCTD Breeze	\$ 1.75	\$ 0.75	\$ 5.00	\$ 2.25	\$ 9.00	\$ 12.00	\$15.00	\$43.00	\$ 59.00	\$36.00	\$ 18.00
NCTD FLEX	\$ 5.00	\$ 2.50	\$12.00								
NCTD LIFT One Way Paratransit	\$ 3.50										

	One-Way Cash		Round Trip		Day Pass	30-Day/Monthly		
	Adult	SDM	Adult	SDM	Adult	Adult	Youth	SDM
NCTD COASTER 1 Zone	\$ 4.00	\$ 2.00	\$ 8.00	\$ 4.00		\$120.00		
NCTD COASTER 2 Zone	\$ 5.00	\$ 2.50	\$10.00	\$ 5.00	\$12.00	\$150.00	\$82.50	\$41.25
NCTD COASTER 3 Zone	\$ 5.50	\$ 2.75	\$11.00	\$ 5.50		\$165.00		



Proposed Fare Catalog

Fare Products Catalog	One-Way Cash		Day Pass		30-Day/Monthly	
Mode	Adult / Youth	SDM	Adult	SDM / Youth	Adult	SDM / Youth
MTS Bus, Rapid, Express, Trolley, NCTD BREEZE and SPRINTER	\$ 2.50	\$ 1.25	\$ 5.00	\$3.00	\$ 72.00	\$ 26.00
MTS Rap Exp/Premium and NCTD FLEX	\$ 5.00	\$ 2.50	\$ 12.00	\$6.00	\$ 100.00	\$ 36.00
MTS Rural	\$8.00	\$4.00				

	One-Way Paratransit
MTS Access/NCTD LIFT	\$ 5.00



Proposed Fare Catalog

	One-Way Cash		Round Trip		Day Pass		30-Day/Monthly	
	Adult	SDM / Youth	Adult	SDM / Youth	Adult	SDM / Youth	Adult	SDM / Youth
NCTD COASTER 1 Zone	\$ 5.00	\$ 2.50	\$ 10.00	\$ 5.00			\$ 140.00	
NCTD COASTER 2 Zone	\$ 5.75	\$ 2.75	\$ 11.50	\$ 5.50	\$ 15.00	\$ 7.50	\$ 161.00	\$ 65.00
NCTD COASTER 3 Zone	\$ 6.50	\$ 3.25	\$ 13.00	\$ 6.50			\$ 182.00	



Simplification & Policy Changes

- Elimination of 2,3,4 and 14 Day Passes
- Elimination of Trolley transfers
 - Uniform policy with MTS Bus
- Uniform one-way cash fares for MTS Bus and Trolley



Simplification & Policy Changes

- NCTD fares parallel MTS Bus and Trolley, except for Coaster, heavy rail
- Simplified Revenue Sharing agreement between both agencies
- Combined Senior-Disabled-Medicare/Youth discounted fares into one price point
- Senior age raised to 65
 - Current qualified seniors would be grandfathered in



Impacts

- Estimated Annual Revenue Increase \$ 2.6M
 - Not enough to correct budgetary gap
 - May need to explore additional fare increase if SB1 is repealed
- Estimated Annual Ridership Decrease 1.3M riders

Next Steps

January Enactment

NCTD Board	Thursday, September 20, 2018
MTS Board	Thursday, September 20, 2018
Advertise Public Meetings (Take Ones, Rider Alerts, etc.)	Friday, October 05, 2018
TC Discussion	Friday, October 19, 2018
MTS Public Meeting 1 - Central San Diego	week of October 22nd or 29th
MTS Public Meeting 2 - Southern San Diego	week of October 22nd or 29th
MTS Public Meeting 3 - Eastern San Diego	week of October 22nd or 29th
NCTD Public Meeting 1 - North County	week of October 22nd or 29th
NCTD Public Meeting 2 - North County 6pm after Board?	week of October 22nd or 29th
MTS Board	Thursday, November 08, 2018
TC Recommend to SANDAG Board	Friday, November 09, 2018
NCTD Board	Thursday, November 15, 2018
SANDAG BOD 1st Reading	Friday, November 16, 2018
Publication in office of Clerk of Board (BP 004)	Friday, November 30, 2018
ITOC	Wednesday, December 12, 2018
SANDAG BOD 2nd reading and Approval	Friday, December 07, 2018
Advertise Fare Amendment Enactment (no later than)	Monday, December 17, 2018
Ordinance Amendment Enactment	January 27th, 2019



Bus Operations

100 16th Street
P.O. Box 122511
San Diego, CA 92112-2511
(619)238-0100 • FAX (619)696-8159

September 30, 2018

**Attention Access Customers and
Medi-Cal Recipients:**
**Do you want to save hundreds of dollars a year on
your medical transportation costs?**

Many Medi-Cal recipients are unaware that transportation costs for medical services may be covered by Medi-Cal through your Managed Care Provider (MCP). That means **no out of pocket costs to you**, the client, and the potential for that extra money to stay in your pocket, this includes your Access fares. For example, if you ride MTS Access for Medi-Cal related trips just once a week and pay the \$9.00 round trip out of pocket, you are spending **\$468.00 a year for transportation** that should be covered by your MCP.. We encourage you to contact your MCP and find out if your transportation costs are covered by them. In addition, trips provided by your MCP may even be as individualized trips, rather than as a shared ride trip on MTS Access.

For your convenience, below we have included the list of direct phone numbers for each provider's transportation services.

Managed Care Provider - Plan Name	Reservations Number
Community Health Group Partnership Plan	800-224-7766
Molina Healthcare of California Partner Plan, Inc.	844-292-2688
Care 1st Partner Plan, LLC (BCBS)	877-433-2178
Health Net Community Solutions, Inc.	800-675-6110
Kaiser Permanente	800-464-4000
United Health care Community Plan	844-772-6623
Aetna Better Health of California	855-772-9076

As always the MTS Access Team is available to you, if you have additional questions or concerns regarding this notice, the team can be reached by calling 619-238-0100.

Thank you,

MTS Access Management Team

Bus Operations

100 16th Street
P.O. Box 122511
San Diego, CA 92112-2511
(619)238-0100 • FAX (619)696-8159

30 de septiembre, 2018

Atención Clientes de Access y Beneficiarios de Medi-Cal: ¿Quisiera ahorrar cientos de dólares al año en sus costos de transporte médico?

Muchos beneficiarios de Medi-Cal no están enterados que sus costos de transporte médico pueden ser cubiertos por Medi-Cal a través de su Proveedor de Cuidado Manejado (Managed Care Provider o MCP, por sus siglas en inglés). Esto significa que usted, el cliente, **no tendrá que desembolzar costo alguno**, y eso puede significar más dinero en su bolsillo, esto incluye sus tarifas de Access. Por ejemplo, si usted utiliza MTS Access para sus viajes relacionados con Medi-Cal solo una vez por semana y desembolza el pago de \$9 por viaje Redondo, usted esta gastando **\$468.00 al año en costos de transporte** que deberían ser cubiertos por su MCP. Lo exhortamos a que contacte a su MCP y pregunte si sus costos de transporte están cubiertos. Adicionalmente, los viajes a través de su MCP podrían incluso ser individualizados en lugar de compartidos como en Access.

Para su comodidad, hemos incluido la lista de números telefónicos para los servicios de transporte de cada proveedor.

<i>Managed Care Provider - Nombre del Plan</i>	<i>Número para reservaciones</i>
Community Health Group Partnership Plan	800-224-7766
Molina Healthcare of California Partner Plan, Inc.	844-292-2688
Care 1st Partner Plan, LLC (BCBS)	877-433-2178
Health Net Community Solutions, Inc.	800-675-6110
Kaiser Permanente	800-464-4000
United Health care Community Plan	844-772-6623
Aetna Better Health of California	855-772-9076

Como siempre el equipo de MTS Access está aquí para usted. En caso de tener alguna duda puede contactar al equipo llamando al (619) 238-0100.

Gracias,

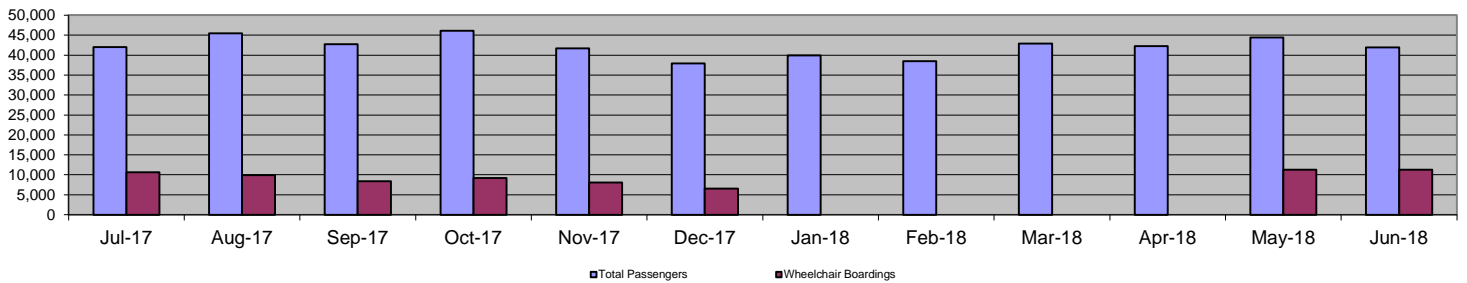
Equipo de Gerentes de MTS Access



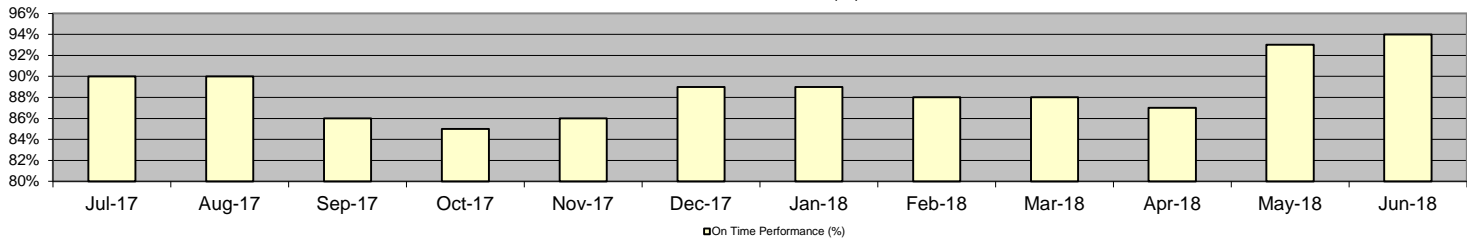
MTS Access ASAC Report FY 18

	Jul-17	Aug-17	Sep-17	Oct-17	Nov-17	Dec-17	Jan-18	Feb-18	Mar-18	Apr-18	May-18	Jun-18	Total
Total Passengers	42,052	45,484	42,698	46,147	41,712	37,952	39,937	38,501	42,871	42,281	44,438	41,900	505,973
Wheelchair Boardings	10,654	9,941	8,356	9,161	8,073	6,513					11,309	11,314	75,321
On Time Performance (%)	90%	90%	86%	85%	86%	89%	89%	88%	88%	87%	93%	94%	89%
Valid Complaints	50	48	45	64	55	37	27	37	44	57	37	37	538
Invalid Complaints	21	29	26	29	28	21	24	30	21	24	48	46	347
Compliments	17	10	3	3	16	9	5	11	15	17	8	5	119
Calls Received	34,474	34,709	36,296	37,678	33,356	29,647	30,605	29,391	32,466	33,561	34,113	29,870	396,166
% Abandoned Calls	5.60%	6.70%	10.00%	7.20%	7.08%	5.02%	2.06%	3.20%	2.90%	4.30%	7.00%	4.00%	5.42%
Average Call Time	0:02:25	0:02:28	0:02:31	0:02:27	0:02:26	0:02:24	0:02:23	0:02:19	0:02:18	0:02:15	0:02:30	0:02:29	0:02:25
Average Hold Time	0:00:46	0:00:55	0:01:23	0:01:00	0:00:54	0:00:42	0:00:15	0:00:22	0:00:19	0:00:27	0:00:45	0:00:27	0:00:41

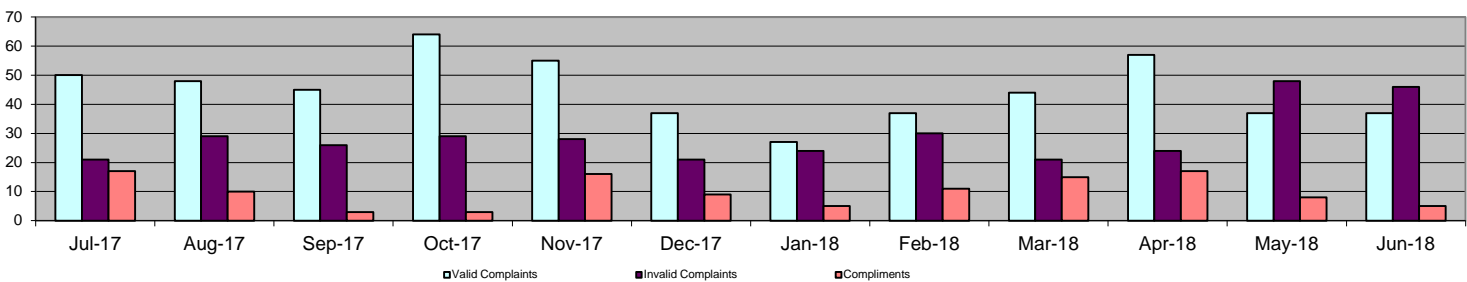
Total Passengers and Wheelchair Boardings



On Time Performance (%)



Complaints and Compliments

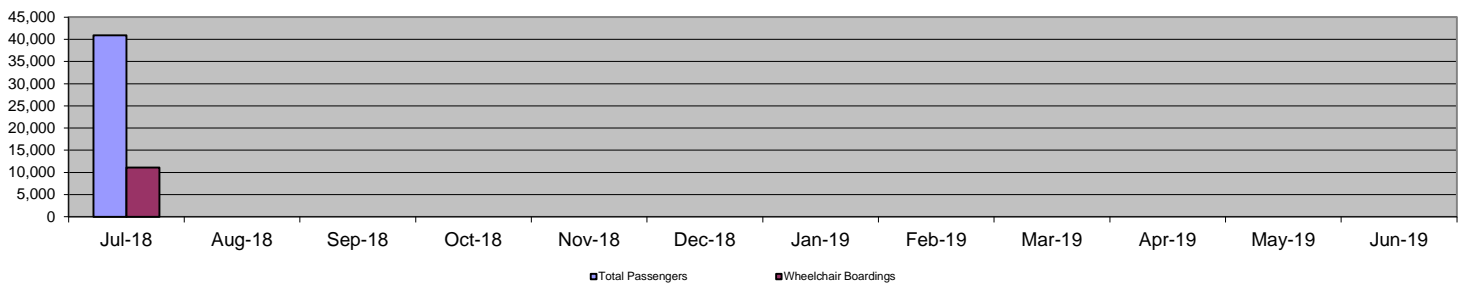




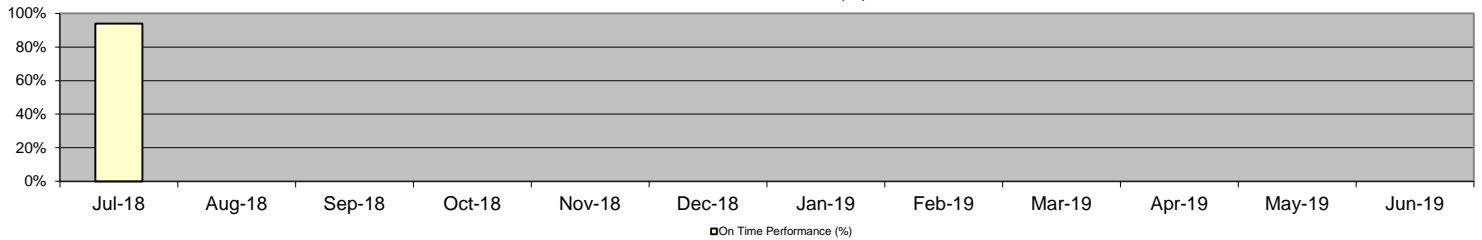
MTS Access ASAC Report FY 19

	Jul-18	Aug-18	Sep-18	Oct-18	Nov-18	Dec-18	Jan-19	Feb-19	Mar-19	Apr-19	May-19	Jun-19	Total
Total Passengers	40,933												40,933
Wheelchair Boardings	11,102												11,102
On Time Performance (%)	94%												94%
Valid Complaints	35												35
Invalid Complaints	46												46
Compliments	12												12
Calls Received	29,654												29,654
% Abandoned Calls	4.00%												4.00%
Average Call Time	0:02:30												0:02:30
Average Hold Time	0:00:27												0:00:27

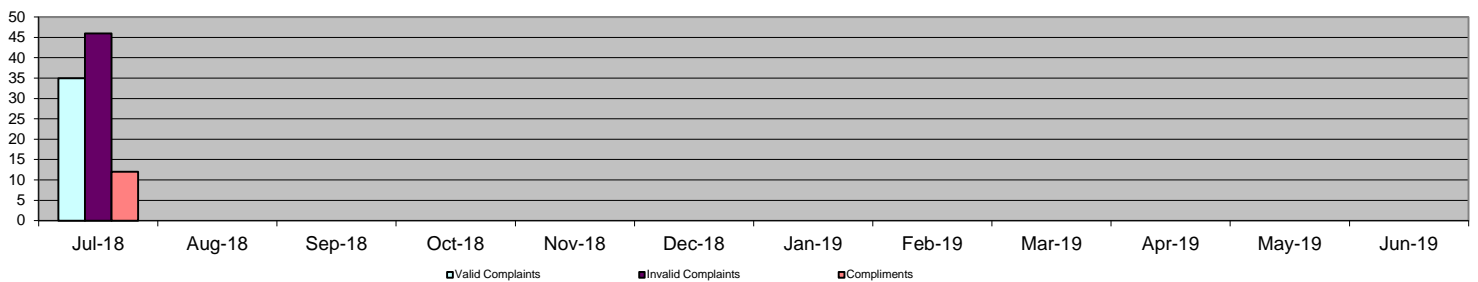
Total Passengers and Wheelchair Boardings



On Time Performance (%)



Complaints and Compliments



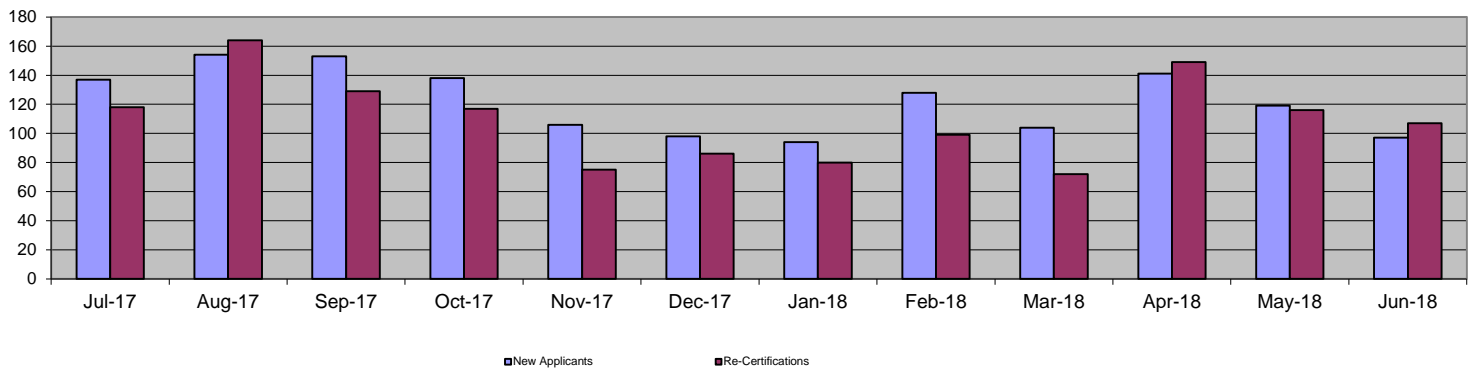


MTM Certification Summary Report FY 18

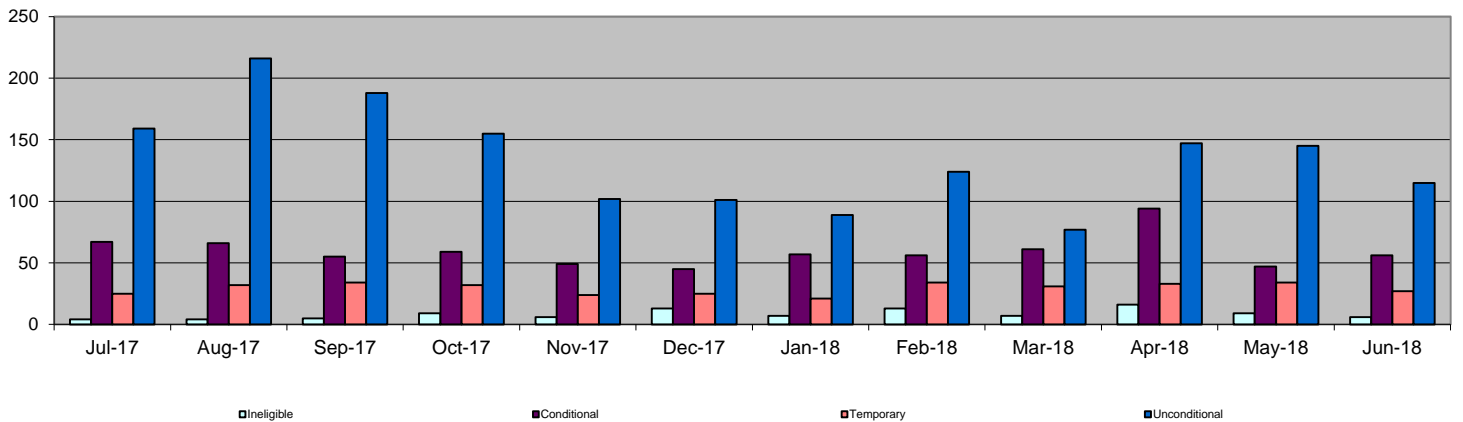
	Jul-17	Aug-17	Sep-17	Oct-17	Nov-17	Dec-17	Jan-18	Feb-18	Mar-18	Apr-18	May-18	Jun-18	Total
New Applicants	137	154	153	138	106	98	94	128	104	141	119	97	1,469
Re-Certifications	118	164	129	117	75	86	80	99	72	149	116	107	1,312
Total	255	318	282	255	181	184	174	227	176	290	235	204	2,781

Ineligible	4	4	5	9	6	13	7	13	7	16	9	6	99
Conditional	67	66	55	59	49	45	57	56	61	94	47	56	712
Temporary	25	32	34	32	24	25	21	34	31	33	34	27	352
Unconditional	159	216	188	155	102	101	89	124	77	147	145	115	1,618
Total	255	318	282	255	181	184	174	227	176	290	235	204	2,781

New Applicants and Re-Certifications



Eligibility





MTM

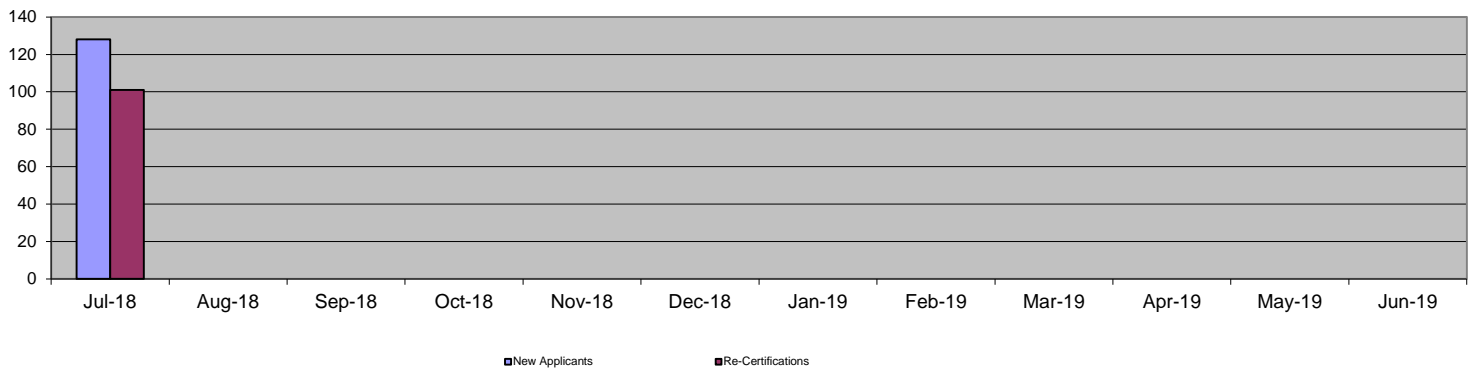
Certification Summary Report

FY 19

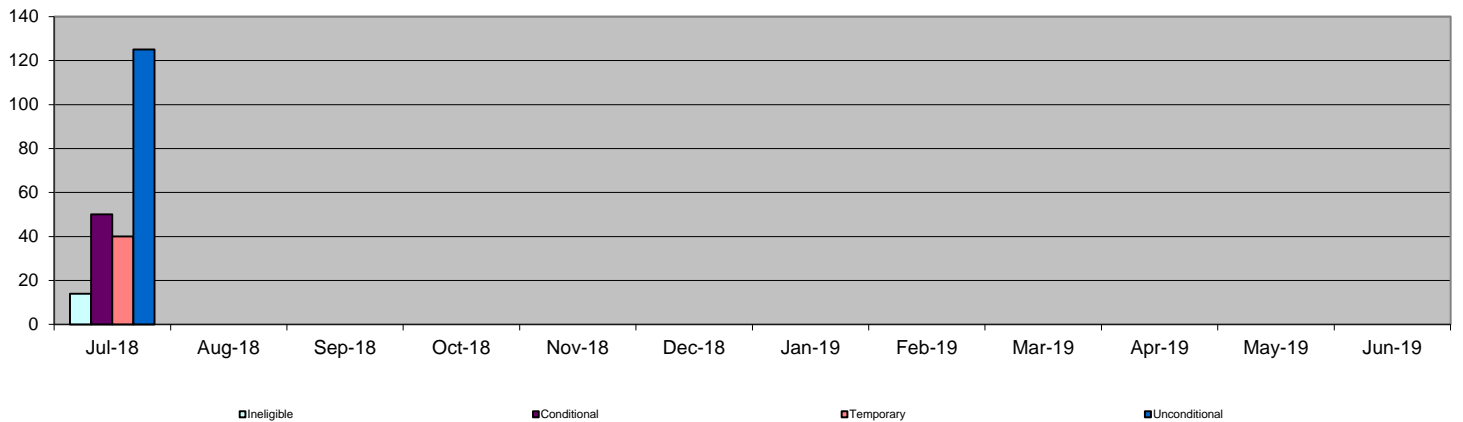
	Jul-18	Aug-18	Sep-18	Oct-18	Nov-18	Dec-18	Jan-19	Feb-19	Mar-19	Apr-19	May-19	Jun-19	Total
New Applicants	128												128
Re-Certifications	101												101
Total	229												229

Ineligible	14												14
Conditional	50												50
Temporary	40												40
Unconditional	125												125
Total	229												229

New Applicants and Re-Certifications



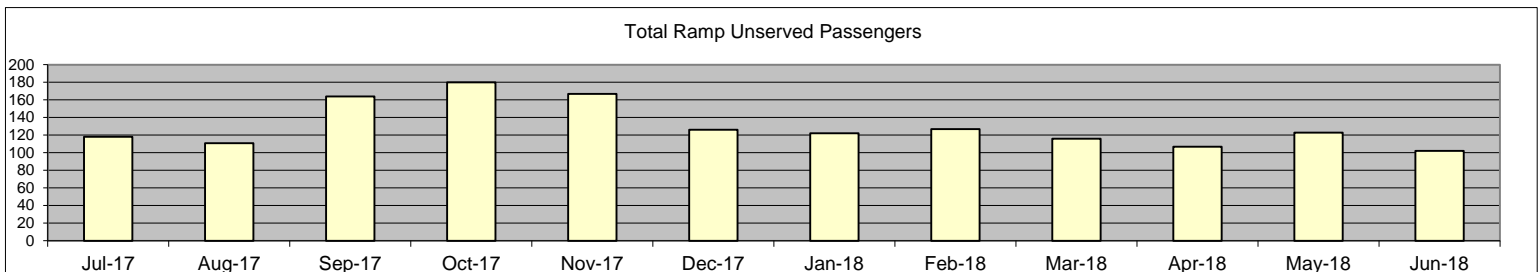
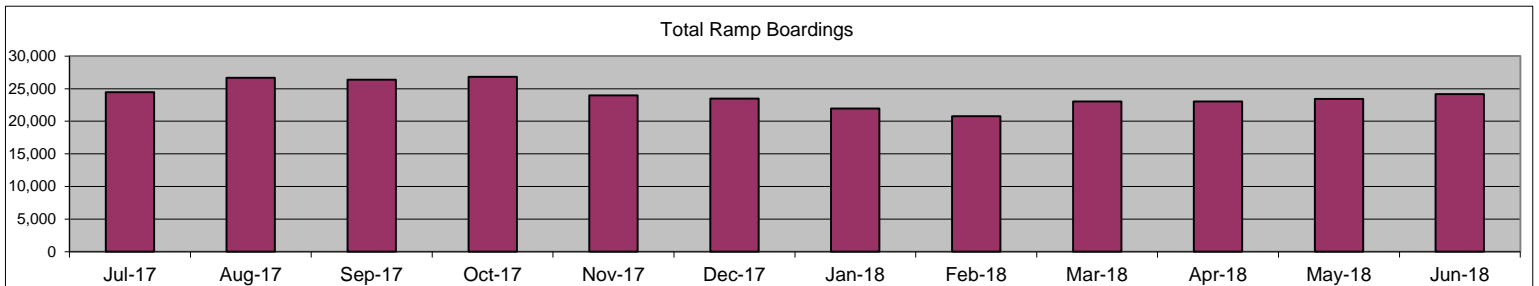
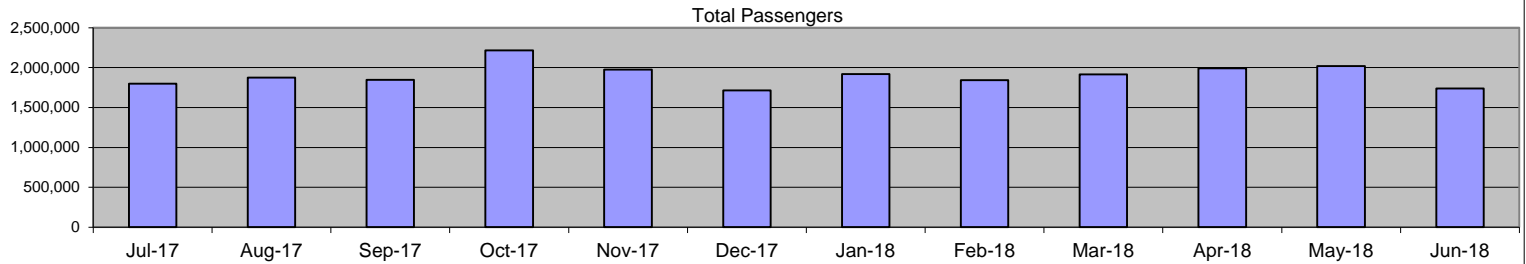
Eligibility





MTS Bus Ramp Deployment Report FY 18

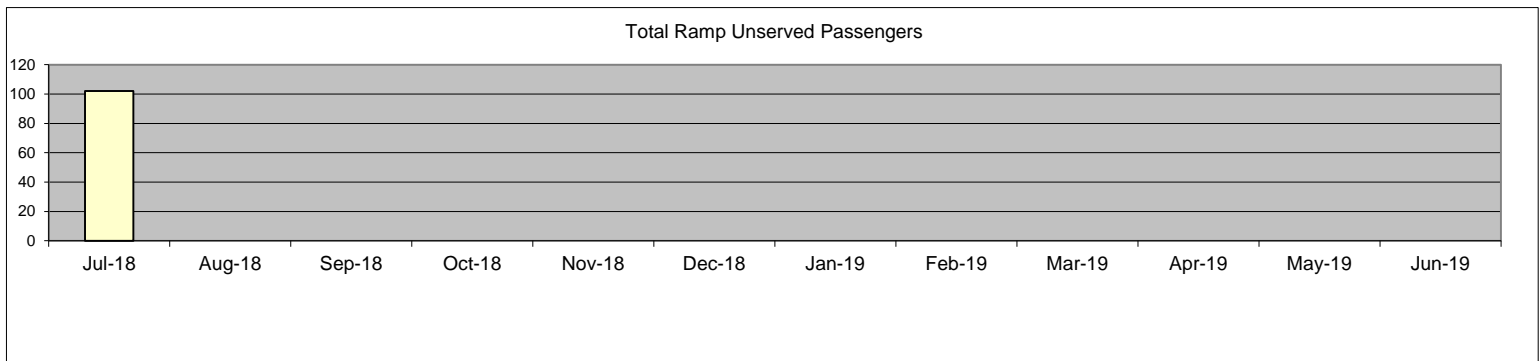
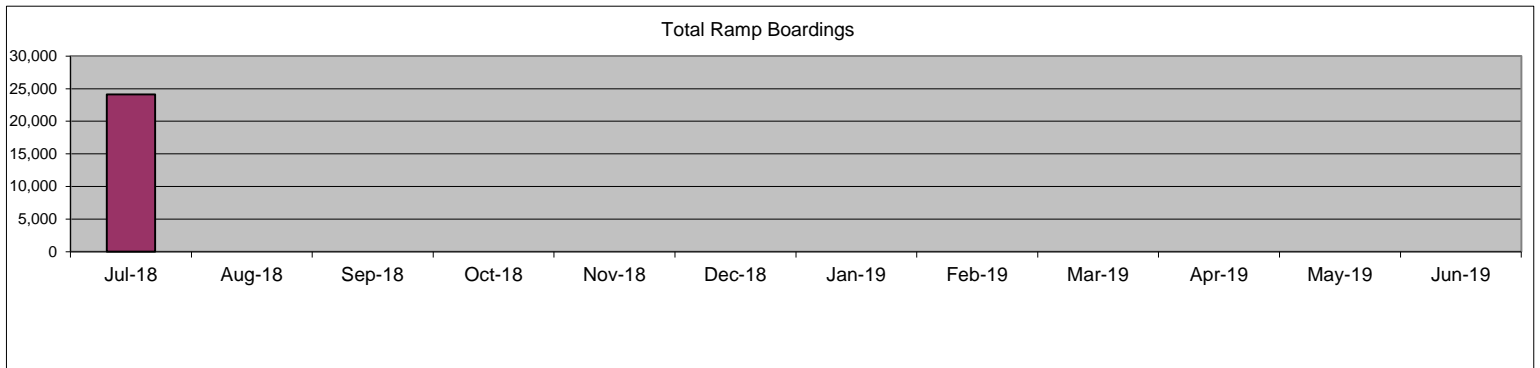
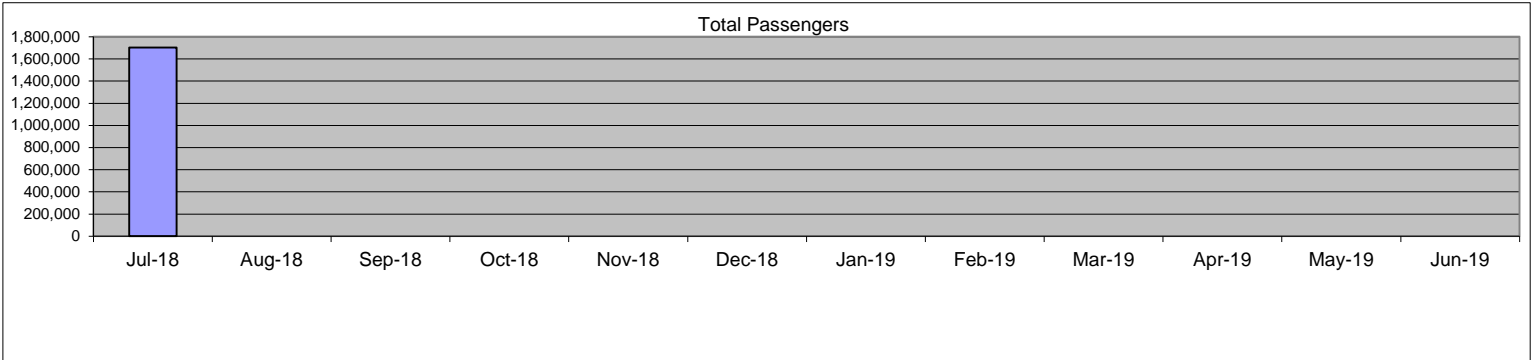
	Jul-17	Aug-17	Sep-17	Oct-17	Nov-17	Dec-17	Jan-18	Feb-18	Mar-18	Apr-18	May-18	Jun-18	Total
Total Passengers	1,797,737	1,873,907	1,848,380	2,216,315	1,975,369	1,713,614	1,917,561	1,844,448	1,913,788	1,991,462	2,020,333	1,740,391	22,853,305
Total Ramp Boardings	24,486	26,665	26,383	26,833	23,989	23,503	21,951	20,789	23,052	23,066	23,412	24,184	288,313
Percentage of Ramp Boardings	1.36%	1.42%	1.43%	1.21%	1.21%	1.37%	1.14%	1.13%	1.20%	1.16%	1.16%	1.39%	1.27%
Total Ramp Unserved Passengers	118	111	164	180	167	126	122	127	116	107	123	102	1,563
Percentage of Ramp Unserved Passengers	0.48%	0.42%	0.62%	0.67%	0.70%	0.54%	0.56%	0.61%	0.50%	0.46%	0.53%	0.42%	0.54%
Pass-Up Ramp Inoperable	19	21	19	24	17	12	13	18	21	15	10	14	203
Pass-Up WC Space Full	80	79	120	121	112	90	79	83	68	68	83	63	1,046
Pass-Up Bus Full	19	11	25	35	38	24	30	26	27	24	30	25	314





MTS Bus Ramp Deployment Report FY 19

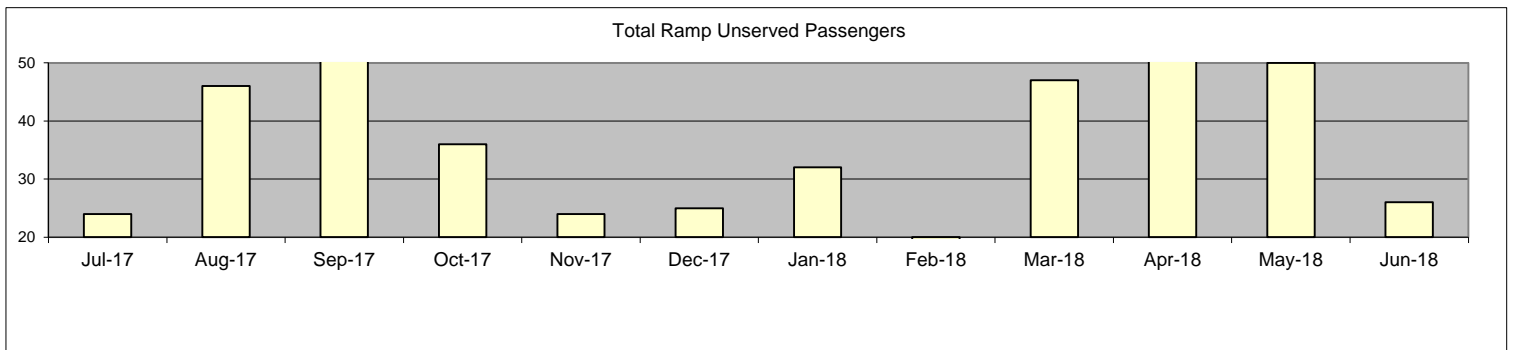
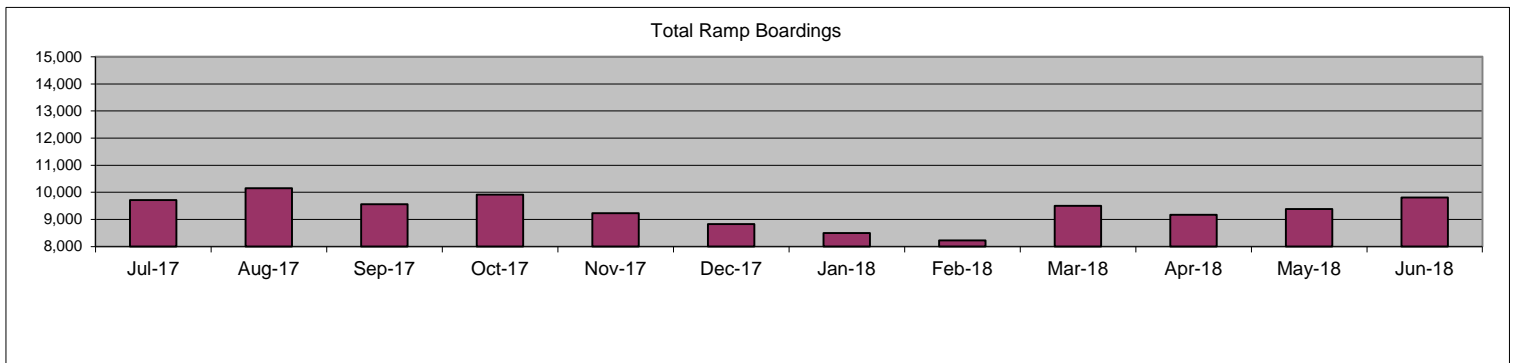
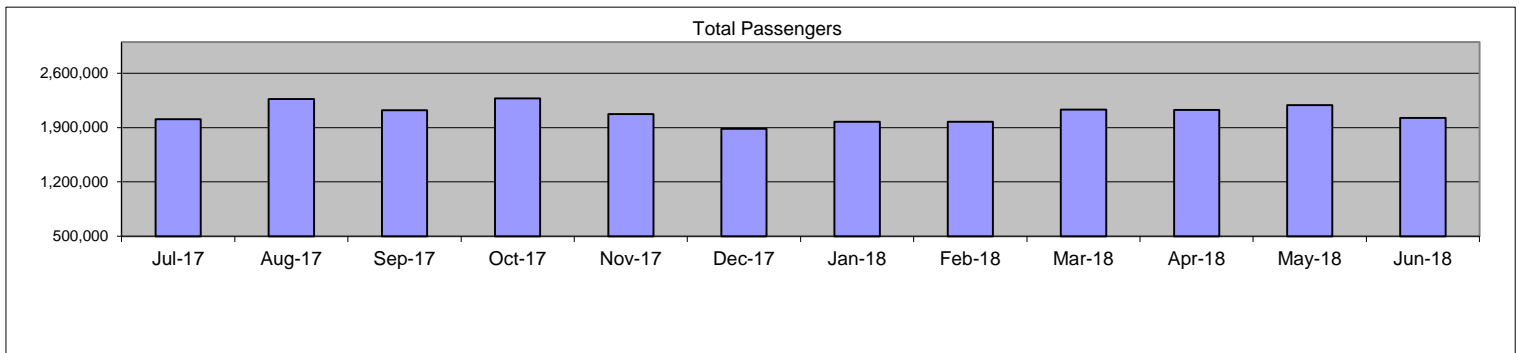
	Jul-18	Aug-18	Sep-18	Oct-18	Nov-18	Dec-18	Jan-19	Feb-19	Mar-19	Apr-19	May-19	Jun-19	Total
Total Passengers	1,702,910												1,702,910
Total Ramp Boardings	24,123												24,123
Percentage of Ramp Boardings	1.42%												1.42%
Total Ramp Unserved Passengers	102												102
Percentage of Ramp Unserved Passengers	0.42%												0.42%
Pass-Up Ramp Inoperable	20												20
Pass-Up WC Space Full	65												65
Pass-Up Bus Full	17												17





MTS Contract Services Ramp Deployment Report FY 18

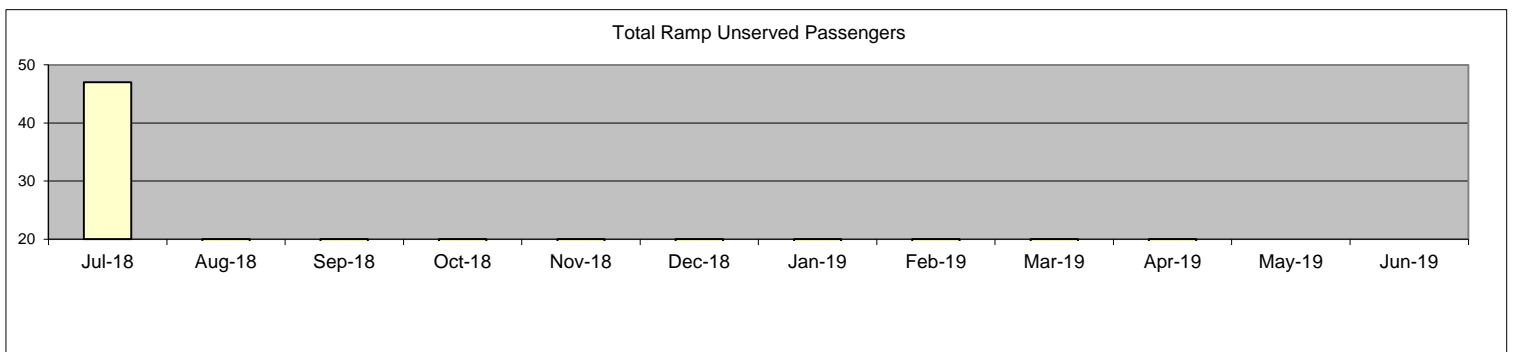
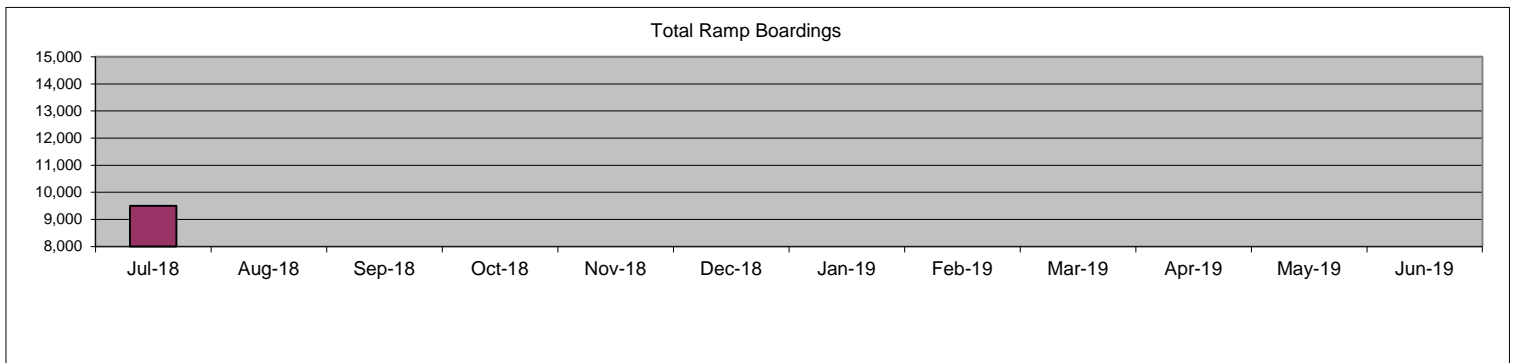

	Jul-17	Aug-17	Sep-17	Oct-17	Nov-17	Dec-17	Jan-18	Feb-18	Mar-18	Apr-18	May-18	Jun-18	Total
Total Passengers	2,007,428	2,267,859	2,123,558	2,275,360	2,073,341	1,886,251	1,975,992	1,976,127	2,130,818	2,128,723	2,191,506	2,025,985	25,062,948
Total Ramp Boardings	9,710	10,145	9,560	9,914	9,227	8,829	8,496	8,224	9,496	9,165	9,379	9,811	111,956
Percentage of Ramp Boardings	0.48%	0.45%	0.45%	0.44%	0.45%	0.47%	0.43%	0.42%	0.45%	0.43%	0.43%	0.48%	0.45%
Total Ramp Unserved Passengers	24	46	54	36	24	25	32	19	47	54	50	26	437
Percentage of Ramp Unserved Passengers	0.25%	0.45%	0.56%	0.36%	0.26%	0.28%	0.38%	0.23%	0.49%	0.59%	0.53%	0.27%	0.39%
Pass-Up Ramp Inoperable	8	7	3	9	4	4	6	5	8	11	6	2	73
Pass-Up WC Space Full	14	33	41	23	20	16	17	6	26	39	37	17	289
Pass-Up Bus Full	2	6	10	4	-	5	9	8	13	4	5	2	68
Pass-Up Other	-	-	-	-	-	-	-	-	-	-	2	5	7





MTS Contract Services Ramp Deployment Report FY 19

	Jul-18	Aug-18	Sep-18	Oct-18	Nov-18	Dec-18	Jan-19	Feb-19	Mar-19	Apr-19	May-19	Jun-19	Total
Total Passengers	2,027,983												2,027,983
Total Ramp Boardings	9,501												9,501
Percentage of Ramp Boardings	0.47%												0.47%
Total Ramp Unserved Passengers	47												47
Percentage of Ramp Unserved Passengers	0.49%												0.49%
Pass-Up Ramp Inoperable	1												1
Pass-Up WC Space Full	44												44
Pass-Up Bus Full	-												
Pass-Up Bus Full	2												2





San Diego Trolley Lift Deployment Report FY 18

Total - All Lines	Jul-17	Aug-17	Sep-17	Oct-17	Nov-17	Dec-17	Jan-18	Feb-18	Mar-18	Apr-18	May-18	Jun-18	Total
Total Passengers	3,466,734	3,197,543	3,124,450	3,232,618	2,954,158	2,946,384	2,889,028	2,840,277	3,146,249	3,071,009	3,169,748	2,957,003	36,995,201
Lift Uses	-	-	-	-	-	-	-	-	-	-	-	-	-
Lift Failures	-	-	-	-	-	-	-	-	-	-	-	-	-
Delays - S/D Only	-	-	-	-	-	-	-	-	-	-	-	-	-
Pass - Ups (Capacity)	-	-	-	-	-	-	-	-	-	-	-	-	-
Delays - S/D + Others	-	-	-	-	-	-	-	-	-	-	-	-	-

